

3 BOWL GAME VICTORIES  
 CURE BOWL: 2019 | 2020  
 LENDINGTREE BOWL: 2021  
 8-TIME BIG SOUTH CHAMPIONS



#RiseWithUs  
 @LibertyFootball  
 @LibertyFootball  
 /LibertyFlamesFootball  
 Football Contact: Todd Wetmore  
 (434) 841-8974 (Cell)  
 twetmore@liberty.edu

**LIBERTY**

3-1  
 OVERALL



**OLD DOMINION**

2-2 OVERALL 1-0 SUN BELT

**HUGH FREEZE**  
 HEAD COACH

**29-12**  
 RECORD AT LIBERTY | 4TH SEASON CAREER RECORD | 12TH SEASON

**RICKY RAHNE**  
 HEAD COACH

**8-9** RECORD AT ODU | 2ND SEASON **8-9** CAREER RECORD | 2ND SEASON

**2022 SCHEDULE**

	<b>SEPT. 3</b> AT SOUTHERN MISS Hattiesburg, Miss.   ESPN+	<b>W/29-27</b> 4OT
	<b>SEPT. 10</b> UAB Williams Stadium   ESPN+	<b>W/21-14</b>
	<b>SEPT. 17</b> AT NO. 18 WAKE FOREST Winston-Salem, N.C.   ACC Network	<b>L/36-37</b>
	<b>SEPT. 24</b> AKRON Williams Stadium   ESPN+	<b>W/21-12</b>
	<b>OCT. 1</b> AT OLD DOMINION Norfolk, Va.   ESPN+	<b>6 P.M.</b>
	<b>OCT. 8</b> AT UMASS Amherst, Mass.   ESPN3 or ESPN+	<b>3:30 P.M.</b>
	<b>OCT. 15</b> GARDNER-WEBB Williams Stadium	<b>TBA</b>
	<b>OCT. 22</b> BYU Williams Stadium	<b>TBA</b>
	<b>NOV. 5</b> AT ARKANSAS Fayetteville, Ark.	<b>TBA</b>
	<b>NOV. 12</b> AT UCONN East Hartford, Conn.   CBS Sports Network	<b>NOON</b>
	<b>NOV. 19</b> VIRGINIA TECH Williams Stadium	<b>TBA</b>
	<b>NOV. 26</b> NEW MEXICO STATE Williams Stadium	<b>TBA</b>

**LIBERTY STORYLINES**

- Liberty (3-1) will travel across the Commonwealth on Saturday for a clash with Old Dominion (2-2, 1-0 Sun Belt).
- The Flames lead 2-1 in a head-to-head series which has seen the home team win all three meetings. Liberty posted a 45-17 home victory over ODU on Sept. 18, 2021 during a season where both teams advanced to bowl games.
- Liberty is 8-3 all-time against Sun Belt opponents, including its 29-27 (4OT) season-opening victory at Southern Miss on Sept. 3.
- The Flames' defense has already recorded 12 takeaways this season, ranking fourth nationally in the category and exceeding their season total from 2021 (11 takeaways). Liberty also notched five sacks during last week's 21-12 home win over Akron and held the Zips to one touchdown.
- Redshirt junior Johnathan Bennett made his first career start at QB during the Akron game, becoming the Flames' third different starting QB already this season (also Charlie Brewer and Kaidon Salter). A fourth QB, redshirt freshman Nate Hampton, took the field for Liberty's game-clinching TD drive during the fourth quarter.
- Hugh Freeze is 29-12 during his four seasons as Liberty head coach. A win on Saturday would tie him with Danny Rocco as the fastest Flames head coach ever to record his 30th victory (in his 42nd game).

**GAME LIBERTY AT OLD DOMINION**

**5** Norfolk, Va.  
 S.B. Ballard Stadium (21,944)  
 Saturday, Oct. 1, 2022 | 6 P.M. EST

ESPN+  
 Play-by-Play: Chip Tarkenton  
 Color Analyst: Andy Mashaw

LFSN Radio  
 Play-by-Play: Alan York  
 Color Analyst: Aaron Stamm  
 Sidelines/Pregame Host: Nick Pierce

**THE MATCHUP**



26.8	PPG	21.0
22.5	PPG ALLOWED	24.5
81	1ST DOWNS	58
192.5	RUSH	59.8
203.8	PASS	238.5
396.3	OFFENSE	298.3
352.8	DEFENSE	443.5
30:29	TOP	23:29
+2	TO MARGIN	+5

**PLAYER SPOTLIGHT**



<b>7</b> Kaidon Salter R-Freshman QB 40-72, 608 yds, 4 TD 38 carries, 221 yds, 2 TD	<b>0</b> Dae Dae Hunter R-Sophomore RB 57 carries, 337 yds 3 TD	<b>3</b> Demario Douglas R-Sophomore WR 20 catches, 312 yds 4 TD	<b>7</b> Mike Smith, Jr. R-Junior LB 32 tackles 2.5 TFL/1 INT	<b>1</b> Javon Scruggs Senior S 18 tackles 2 fumble recoveries
---	---	--	---	--

**SERIES HISTORY**

Overall	Liberty leads 2-1
Record at Liberty	2-0
Record at ODU	0-1
Record at Neutral Site	0-0
Current Streak	Liberty W2
Last Meeting	Liberty won 45-17 in Lynchburg, Va. (9/18/21)
Freeze Record vs. ODU	1-0



<b>25</b>	<b>26</b>	<b>27</b>	<b>28</b>	<b>29</b>	<b>30</b>	<b>1</b>
<b>SUNDAY</b> Practice TBA No Media Interviews	<b>MONDAY</b> Players' Day Off No Practice  <b>Media Availability</b> 11 a.m. - Head Coach Hugh Freeze 11:30 a.m. - Co-Def. Coord. Josh Aldridge 11:45 a.m. - Select Players	<b>TUESDAY</b> Practice 9-11 a.m.  <b>Open Practice to Media</b> 9 a.m. Periods #1 through #4  <b>Post Practice Interviews with Select Players &amp; Assistant Coaches</b> 11 a.m.	<b>WEDNESDAY</b> Practice 9-11 a.m. No Media Interviews	<b>THURSDAY</b> Practice 10-11:30 a.m.  <b>Media Availability</b> 11:30 a.m. - Head Coach Hugh Freeze	<b>FRIDAY</b> Walk-Thru No Media Interviews	<b>SATURDAY</b> Gameday Liberty at Old Dominion S.B. Ballard Stadium 6 p.m. Eastern  <b>Post Game</b> Coach Freeze is available following the game. Players will follow after Coach Freeze.

### LIBERTY UNIVERSITY INFORMATION

School	Liberty University
Location	Lynchburg, Va.
Founded	1971
Enrollment	15,000
President	Dr. Jerry Prevo
Director of Athletics	Ian McCaw
Founder	Dr. Jerry Falwell
Affiliation	NCAA Division I Football Bowl Subdivision
Nickname	Flames
Mascot	Sparky
Colors	Red, White, & Blue
Conference	Independent (Conference USA in 2023)
Athletics Website	LibertyFlames.com
Official Athletics Twitter	@LibertyFlames
Official Athletics Facebook	LibertyFlamesAthletics
Official Athletics Instagram	@LibertyFlames
Official Football Twitter	@LibertyFootball
Official Football Instagram	@LibertyFootball

### LIBERTY FOOTBALL COACHING STAFF

Hugh Freeze	Head Coach
Kent Austin	Co-Offensive Coordinator/QB
Maurice Harris	Co-Offensive Coordinator/WR
Ben Aigamaua	Assistant Coach/TE
Bruce Johnson	Assistant Coach/RB
Chris Klenakis	Assistant Coach/OL
Josh Aldridge	Co-Defensive Coordinator/LB
Jack Curtis	Co-Defensive Coordinator/S
Darius Eubanks	Assistant Coach/DB
Jeremy Garrett	Assistant Coach/DL
Tanner Burns	Special Teams Coordinator/OLB
Dominic Studzinski	Strength and Conditioning Coach
Matt Bevins	Assistant AD/Chief of Staff
CJ Holden	Assistant AD for Football Operations
Cullen Casey	Graduate Assistant - Offense
Michael Chorowicz	Graduate Assistant - Offense
De'Von Brown	Graduate Assistant - Defense
Malik Slater	Graduate Assistant - Defense

### MEDIA INFORMATION

The Liberty Athletics Department is served by an athletics communications office staff that works diligently to promote the individual and team accomplishments of student-athletes, coaches, and staff. The office members handle all sport and department communications and media relations needs and work to serve the working media.

#### Credentials

Requests for single-game credentials should be made at least 48 hours prior to the requested game. Liberty Athletics has started using the Sports Systems credential request system. Please email Todd Wetmore, Associate AD for Communications (twetmore@liberty.edu) for a link to apply for a credential. Due to space limitations, credentials will be issued to full-time journalists from media outlets that cover Liberty Athletics regularly and substantially or to representatives who regularly and customarily perform services for that outlet.

#### Work-Related Equipment Bags

Members of the media will be allowed to bring work-related equipment bags (laptop computers, radio/TV broadcast equipment, still and video cameras, etc.) through the Media entrance near the East Ticket Booth. Work-related equipment bags may be searched by Williams Stadium security.

#### Postgame Interviews

Liberty Football will return to in-person interviews following both home and away games during the 2022 season. A virtual option will also be available to the media for those who are unable to attend the in-person media session. For home games, postgame interviews are held on the first floor of the Liberty Football Center. Todd Wetmore, Liberty Associate AD for Communications, will ask for requests during the fourth quarter of the contest.

#### Parking

Liberty University has designated the Pink Lot on University Blvd. (located in front of the LaHaye Ice Center) as reserved media parking for home football games in 2022. Please contact the Liberty Athletics Communications Office to obtain a digital parking pass and information on how to access the lot on game day.

#### Photographers

Liberty University strictly enforces a photo credential approval policy designed to best allocate working credentials for photographers to maximize coverage in a safe, professional working environment. Unfortunately, it is not possible to accommodate all requests. Due to limited space, credentials will generally not be issued to freelance photographers without a specific assignment received in writing from the assigning organization. Photographers are to stay behind the white line that surrounds the playing field and are not allowed in the team box on either sideline at Williams Stadium and are prohibited from going on the field at any time. A photo/video workroom is available inside the Liberty Football Center for media outlets to use on game day to process their photo/video content.

#### CollegePressBox.com

CollegePressBox.com is the official media website for Division I football. Access and download weekly game notes, quotes, statistics, media guides, headshots, logos, and more for each conference and its member schools. Register for access at CollegePressBox.com/register.

## FBS INDEPENDENTS

	W	L	Pct.
Liberty	3	1	.750
BYU	3	1	.750
Notre Dame	2	2	.500
Army	1	2	.333
UMass	1	3	.250
New Mexico State	1	4	.200
UConn	1	4	.200

### Saturday, Sept. 10

UTSA 41, Army 38 (OT)  
Marshall 26, Notre Dame 21

### Liberty 21, UAB 14

Syracuse 48, UConn 14  
Toledo 55, UMass 10  
UTEP 20, New Mexico State 13  
BYU 26, Baylor 20 (OT)

### Saturday, Sept. 17

Army 49, Villanova 10  
Michigan 59, UConn 0  
Notre Dame 24, Cal 17  
Oregon 41, BYU 20  
UMass 20, Stony Brook 3  
Wisconsin 66, New Mexico St. 7  
**Wake Forest 37, Liberty 36**

### Saturday, Sept. 24

Temple 28, UMass 0  
Notre Dame 45, North Carolina 32  
**Liberty 21, Akron 12**  
NC State 41, UConn 10  
New Mexico St. 45, Hawaii 26  
BYU 38, Wyoming 24

### Thursday, Sept. 29

Utah St. at BYU 8:00 pm

### Saturday, Oct. 1

Georgia St. at Army Noon  
UMass at Eastern Mich. 2:00 pm  
Fresno St. at UConn 3:30 pm  
**Liberty at Old Dominion 6:00 pm**  
FIU at New Mexico St. 8:00 pm

### Saturday, Oct. 8

**Liberty at UMass 3:30 pm**  
UConn at FIU 7:00 pm  
BYU vs. Notre Dame 7:30 pm  
Army at Wake Forest TBA

### Saturday, Oct. 15

Colgate at Army Noon  
Buffalo at UMass 1:00 pm  
Stanford at Notre Dame 7:30 pm  
N. Mexico at N. Mexico St. 8:00 pm  
Arkansas at BYU TBA  
UConn at Ball State TBA  
**Gardner-Webb at Liberty TBA**

### Saturday, Oct. 22

ULM at Army Noon  
UNLV at Notre Dame 2:30 pm  
San Jose St. at N.M. St. 6:00 pm  
**BYU at Liberty TBA**

## "4 DOWNS" WITH ODU

**1**

Liberty and Old Dominion are both 1-0 versus Sun Belt opponents this season. The Flames will look to hand the Monarchs their first home loss of 2022 and halt their five-game home winning streak. ODU is the first of two in-state opponents (also Virginia Tech) on Liberty's schedule. The Monarchs are 1-1 versus Commonwealth foes in 2022 and will face four in-state squads overall.

**2**

Liberty (fourth, 12 takeaways) and Old Dominion (tied for eighth, 10 takeaways) are two of the nation's leaders in turnovers forced this season. The Flames have recorded victories over UAB in each of the last two seasons and will now attempt to defeat Old Dominion in consecutive years as well. Liberty has utilized multiple quarterbacks during each of its first four games, while Hayden Wolff has attempted all 133 of ODU's passes in 2022.

**3**

Both Liberty and Old Dominion have played three games decided by seven points or fewer this season, and each squad is 2-1 in those contests. The Flames have used three different starting quarterbacks this season (Charlie Brewer, Kaidon Salter and Johnathan Bennett) for the first time since 2005 (Brock Farrel, Zach Terrell and Brock Smith).

**4**

The Flames are 4-2 all-time in road games against Sun Belt foes, including this year's season-opening 29-27 (4OT) triumph at Southern Miss. Both teams feature a player with four or more TD receptions this season, including ODU's Ali Jennings (5) and Liberty's Demario Douglas (4).

## LAST MEETING WITH ODU

SEPT. 18, 2021  
LIBERTY 45, OLD DOMINION 17  
LYNCHBURG, VA. (WILLIAMS STADIUM)

- A smothering second-half defensive effort and six total touchdowns by Flames quarterback Malik Willis led Liberty to a 45-17 win over Old Dominion.
- Willis completed 21-of-28 passing attempts for 242 yards and four TDs, while rushing nine times for 77 yards and two scores.
- CJ Daniels and Kevin Shaa had two TD receptions apiece for the Flames.
- Liberty's defense limited ODU to 201 total yards of offense, including 45 after halftime.

**ON THIS DATE:** Liberty is 2-4 all-time when playing on Oct. 1, having won its last two games on this date in convincing fashion.

**OCT.**  
**1**

Season	Site	LU Coach	W/L/T	Score	Opponent	Opp. Coach
1977	Home	Tom Dowling	L	7-22	Gardner-Webb	Oval Jaynes
1983	Away	Tom Dowling	L	16-66	Central State	William "Billy" Joe
1988	Away	Morgan Hout	L	28-31	James Madison	Joe Purzycki
2005	Home	Ken Karcher	L	7-10	VMI	Cal McCombs
2011	Home	Danny Rocco	W	57-0	Kentucky Wesleyan	Brent Holsclaw
2016	Home	Turner Gill	W	41-7	Robert Morris	John Banaszak

## A LIBERTY WIN WOULD...

- Mark the first time in program history the Flames have started three consecutive seasons with a 4-1 record or better through five games.
- Improve the Flames' all-time record against Old Dominion to 3-1 with their third consecutive victory over the Monarchs.
- Be the first victory by a road team in the head-to-head series with Old Dominion.
- Give the Flames a 2-0 record against Sun Belt opponents this season, improving their all-time mark against conference foes to 9-3.
- Move Hugh Freeze's record as Liberty's head coach to 30-12, tying him with Danny Rocco for the Flames' fastest coaches ever to record 30 wins (42 games).
- Boost the Flames' all-time record against in-state opponents to 45-38, including 4-1 under Hugh Freeze.



## 2022 UNIFORM TRACKER

The Liberty football program is outfitted by Nike and has 27 different helmet/jersey/pants combinations to choose from during the 2022 season.

Opponent	Helmet	Jersey	Pants
Southern Miss	White	White	White
UAB	White	Blue	Blue
Wake Forest	Red	White	White
Akron	Red	Red	Red
Old Dominion			
UMass			
Gardner-Webb			
BYU			
Arkansas			
UConn			
Virginia Tech			
New Mexico State			



## MILESTONE WATCH

**2:** WR Demario Douglas has already recorded a pair of games with two TD receptions this season (at Southern Miss, at Wake Forest). If he catches a pair of TD passes on Saturday, Douglas would become the first Flame with three games of 2+ receiving TDs in a single season since Antonio Gandy-Golden (3 in 2018).

**3:** If S Robert Rahimi intercepts a pass on Saturday, it would mark his third consecutive game with a pick. The last Flame to pick off a pass in three straight contests was Tyrin Holloway (Sept. 10-24, 2016). Rahimi is the first Liberty player to record an interception in back-to-back games since Bejour Wilson on Aug. 31 & Sept. 7, 2019.

**30:** If Liberty is victorious on Saturday, it would mark Hugh Freeze's 30th win as the Flames' head coach. He would tie Danny Rocco as the fastest Liberty coach ever to record 30 victories (in 42 games).

## LIBERTY FOOTBALL BY THE NUMBERS

**2:** Liberty and Appalachian State are the only two teams to win bowl games during each of their first three seasons of bowl eligibility following a transition from the FCS to the FBS. Liberty was the champion of the 2019 and 2020 Cure Bowls and won the 2021 LendingTree Bowl.

**5:** Liberty is one of five teams to win a bowl game during each of the last three seasons (2020-22), joining Alabama, Georgia, Kentucky and Louisiana.

**5:** The 2022 season is Liberty's fifth as an FBS member, following 30 seasons of competition at the FCS (1-AA) level.

**8:** Liberty won eight Big South Conference titles (2007, 2008, 2009, 2010, 2012, 2013, 2014, 2016).

**9:** Nine Flames have been selected in the NFL Draft. Most recently, Malik Willis was taken by Tennessee in the third round of the 2022 Draft.

**9:** Hugh Freeze is Liberty's ninth head coach in program history.

**10:** Liberty has won a program-record 10 games twice, going 10-2 in 2008 and 10-1 in 2020.

**10:** Ten Flames have been named CoSIDA Academic All-Americans.

**16:** The Flames have posted a .500 or better record for 16 consecutive years, going 123-67 since the start of the 2006 season.

**23:** 23 members of this year's team have completed bachelor's degrees and are currently working toward master's degrees.

**50:** The 2022 campaign is Liberty's 50th football season.

**25,000:** The seating capacity of Williams Stadium was expanded to 25,000 for the 2018 season.

## BOWL BASH

Old Dominion rebounded from a 1-6 start last season, winning its last five games in a row to earn a berth in the Myrtle Beach Bowl, where the Monarchs fell 30-17 to Tulsa.

Liberty downed Eastern Michigan 56-20 in the 2021 LendingTree Bowl, its third straight bowl win.

ODU is one of six teams on Liberty's schedule to compete in 2021 bowl games, joining UAB (Independence Bowl), Wake Forest (Gator Bowl), BYU (Independence Bowl), Arkansas (Outback Bowl) and Virginia Tech (Pinstripe Bowl).

## SOAK UP THE SUN (BELT)

Liberty is 8-3 all-time against Sun Belt programs (at time of meeting), including 5-3 under Coach Freeze, after a 29-27, four overtime win at Southern Miss to open the 2022 season.

Eight out of 11 all-time meetings with a Sun Belt opponent, including seven out of Liberty's eight wins, have been decided by eight points or fewer.

Old Dominion and Southern Miss are two teams on Liberty's schedule who are in their first year in the Sun Belt after leaving Conference USA. Liberty will be joining C-USA prior to the 2023 season.

## COMMONWEALTH CLASH

Liberty is 44-38 all-time against teams from the Commonwealth of Virginia, including 20-23 on the road.

Under current Head Coach Hugh Freeze, Liberty holds a 3-1 record against teams from Virginia, including wins over Hampton, Virginia Tech and Old Dominion and a loss at Virginia.

While Liberty has posted more victories against Virginia schools than against any other state, the Flames have actually faced more North Carolina opponents (89) than Virginia foes (82) in program history.

## TAKE ME AWAY

Last year, Liberty ranked 118th in FBS football with 11 total takeaways all season. The Flames have already surpassed that total, ranking fourth in the nation with 12 takeaways this year.

The Monarchs are close behind the Flames, currently tied for eighth nationally with 10 takeaways. ODU has only thrown one interception this season, while Liberty has intercepted six passes (10th nationally).

## WATCH OUT FOR

Old Dominion's Ali Jennings ranks second nationally with 559 receiving yards, and is seventh with five touchdown catches. The Monarchs also have the nation's leading tackler, Jason Henderson, who averages 16.2 tackles per game.

Liberty's Demario Douglas is currently ranked 20th nationally with four receiving touchdowns, while Durrell Johnson is ranked second with 2.2 tackles per loss per game.

## COACH CONNECTIONS

Coach Hugh Freeze (Ole Miss Head Coach) and current ODU Head Coach Ricky Rahne (Vanderbilt quarterbacks coach) squared off in both 2012 and 2013, with the teams splitting a pair of closely-contested games.

Freeze's Flames earned a 45-17 win over Rahne's Monarchs last year in their first meeting as head coaches.

Rahne (RB, 2005) and Liberty offensive coordinator Kent Austin (head coach, 2010-12) both coached at Cornell.

Current ODU DL coach Victor Irokansi (GA) was on Ole Miss' staff in 2018, as were currently Liberty assistant coaches Maurice Harris and Ben Aigamaua.

## PLAYER CONNECTIONS

Current Liberty redshirt senior WR Khaleb Coleman and ODU redshirt senior linebacker Steven Williams both played at Woodrow Wilson High School.

Current Liberty redshirt freshman QB Kaidon Salter and ODU sophomore CB Tyus Fields were teammates at Tennessee during spring practice in 2021.

Current Liberty redshirt junior LB Mike Smith, Jr. and ODU redshirt senior S R'Tarriun Johnson both played at Mississippi Gulf Coast Community College.

Current Liberty redshirt junior CB Daijahn Anthony and ODU redshirt freshman CB Alhaji Kamara both went to Hermitage High School.

Current Liberty senior S Juawan Treadwell and ODU sophomore S Markus Knight both played at Independence Community College.

Current Liberty redshirt freshman S Maurice Freeman III, ODU redshirt freshman LB Malcolm Britt and freshman OL Maarten Woudsma all played at Oscar Smith High School.

Current Liberty redshirt sophomore TE Austin Henderson and ODU redshirt sophomore DE Deeve Harris both played at Minnesota.

## CAREER GAMES VS. ODU

Liberty DL Kendy Charles racked up a career-high three sacks in last year's meeting with Old Dominion, for a total of 20 yards lost. He became the 13th player in program history with a three-sack game to his credit.

CJ Daniels tied his career high with two touchdown catches last year against Old Dominion, his second of three two-touchdown games to date.

## TECH-NICALLY SPEAKING

Old Dominion earned its first-ever win over a Power 5 team, posting a 20-17 victory over Virginia Tech on Sept. 3 at home.

The Flames will have a chance to go for their first home win over an ACC opponent on Nov. 19 when they welcome the Hokies to Williams Stadium.

## LIBERTY'S RECORD WHEN ...

	2022	Freeze at LU
Home	2-0	17-3
Road	1-1	9-9
Neutral	0-0	3-0
August	0-0	0-1
September	3-1	11-3
October	0-0	10-2
November	0-0	5-6
December	0-0	3-0
Afternoon	0-0	15-5
Night	3-1	14-7

### VERSUS FBS TOP 25

Home	0-0	0-2
Road/Neutral	0-1	1-2

### RECORD WHEN SCORING ...

< 20 points	0-0	1-6
20-29 points	3-0	7-4
30-39 points	0-1	8-2
40+ points	0-0	13-0

### RECORD WHEN ALLOWING ...

< 20 points	2-0	16-1
20-29 points	1-0	8-3
30-39 points	0-1	4-5
40+ points	0-0	1-3

### RECORD WHEN ...

Margin 1-3 pts.	1-1	4-4
Margin 4-7 pts.	1-0	5-1
Scoring 1st	1-0	20-3
Opp. scores 1st	2-1	9-9
Leading after 1Q	1-0	22-1
Trailing after 1Q	1-1	2-6
Leading at half	2-0	24-1
Trailing at half	0-1	2-9
Leading after 3Q	2-1	27-2
Trailing after 3Q	0-0	1-10
Playing OT	1-0	2-0
Outrushing opp.	1-1	21-3
Being outrushed	2-0	8-9
Outpassing opp.	2-0	18-8
Being outpassed	1-1	10-4
Scoring D/ST TD	0-0	5-0
+ TO margin	2-0	12-2
- TO margin	1-1	7-10
Winning TOP	0-1	16-3
Losing TOP	3-0	13-9
White helmets	2-0	9-8
Blue helmets	0-0	9-2
Red helmets	1-1	11-2
White uniform tops	1-1	11-9
Blue uniform tops	1-0	8-1
Red uniform tops	1-0	10-2
White pants	1-1	11-7
Blue pants	1-0	9-4
Red pants	1-0	9-1

## Trends/Streaks

- Liberty has won eight or more games each of its three seasons under head coach Hugh Freeze and 13 times total in program history (2019: 8-5; 2020: 10-1; 2021: 8-5).
- Liberty has finished the last two seasons ranked inside the top 25 in both scoring offense and scoring defense. In 2021, Liberty was one of eight teams to accomplish the feat (No. 25 – 33.6 points per game/ No. 24 – 21.6 points allowed per game). In 2020, was one of three teams to rank inside the top 25 in both categories (No. 16 – 38.2 points per game/No. 22 – 20.5 points allowed per game).
- The Flames are 1-1 on the road in 2022 and 9-9 during its four seasons under head coach Hugh Freeze (2019: 2-4; 2020: 3-1; 2021: 3-3; 2022: 1-1).
- This is the third-straight year that Liberty has started the season with a 3-1 or better record.

## Offense

- Liberty scored on its opening possession of the game against Akron, getting a 22-yard touchdown pass from QB Johnathan Bennett to WR Khaleb Coleman at 10:58 of the first quarter. This marked the first time Liberty had scored in the first quarter in 2022.
- The Flames finished the Akron game amassing a season-low 309 total offensive yards, while matching a season-low with 65 total offensive plays (also had 65 plays against UAB).
- Liberty took a 14-0 lead on the second play of the second quarter. The Flames amassed 153 yards during their first three drives of the game, while tallying only an additional 156 yards during the final 10 drives of the contest.
- Liberty has surpassed 400 total offensive yards in 27-of-41 games under head coach Hugh Freeze (65.6 percent).
- During its four seasons under head coach Hugh Freeze, Liberty has averaged 445.8 total offensive yards per game (18,276 yards in 41 games). Liberty is averaging 396.3 total offensive yards through three games in 2022.
- The Flames saw their rushing attack post a lower number for the fourth-straight game, as Liberty ran the ball 37 times for 157 yards against Akron (Southern Miss – 244 yards; UAB – 188 yards; Wake Forest – 181 yards).
- Four different players are responsible for Liberty's seven rushing TDs in 2022 (RBs Dae Dae Hunter [3] and Shedro Louis [1] have four; QBs Kaidon Salter [2] and Johnathan Bennett [1] have three).
- During its four seasons under head coach Hugh Freeze, Liberty has averaged 254.3 passing yards per game (10,428 yards in 41 games). The Flames finished the Akron game with a season-low 152 passing yards, despite having two touchdown passes for the third time in 2022.
- The Flames' offense has shown versatility during its three years under head coach Hugh Freeze. Liberty set a school record for passing yards in 2019 (3,756) and rushing yards in 2020 (2,776).
- Liberty has struggled to take care of the ball through the air in 2022, as the Flames rank No. 124 in the country in passes intercepted (7). QBs Kaidon Salter has thrown three INTs, while Johnathan Bennett has four INTs in 2022.

## Defense

- After finishing 2021 ranked No. 118 in the country with 11 turnovers gained, Liberty's defenders have already surpassed that total during the first four games of 2022.
- Liberty is currently tied for No. 4 in the country in turnovers gained with 12 (6 INTs, 6 fumbles lost) and No. 10 in passes intercepted (6).
- The Flames allowed a season-low 321 offensive yards against Akron on 80 plays, limiting the Zips to an opponent season-low 4.0 yards per play average.
- Liberty has finished the last two seasons ranked No. 11 in the country in total defense – 317.7 total offensive yards per game in 2020 and 320.2 total offensive yards per game in 2021. The Flames are allowing 352.8 total offensive yards per game in 2022.
- Liberty also ranked inside the top 25 in the country in scoring defense each of the last two seasons – 2020: No. 22 (20.5 points per game allowed) and 2021 (21.5 points per game allowed). Liberty is allowing 22.5 points per game through four games in 2022.
- The Flames limited Akron to 52 rushing yards on 28 carries (1.9 yards per rushing attempt). The game prior, the Flames limited Wake Forest to 21 rushing yards on 26 rushing attempts.
- The Flames allowed 100 or more rushing yards in 25 out of their first 26 games as an FBS team. Since then, Liberty has held opponents under 100 rushing yards in 10 out of its last 26 games.
- After ranking No. 11 in the country in red zone defense in 2021 (72.5 scoring percentage), the Flames have continued the trend in 2022. Liberty currently ranks No. 10 in the country in stat category (66.7 percent/scoring on 12-of-18 drives in the red zone).
- The Flames excelled in getting behind the line of scrimmage in 2022, as Liberty ranked No. 10 in the country in team tackles for a loss (8.2).
- Liberty finished the Akron game with a season-best five sacks for a loss of 38 yards. The Flames currently rank No. 13 in the country in sacks per game (3.25).
- Liberty has ranked in the top 20 in the country in third-down conversion percentage defense each of the last two years (No. 14 in 2020/31.9 percent; No. 18 in 2021/33.9 percent).

## Special Teams

- Demario Douglas, a 2020 FWAA Freshman All-American, returned a punt 72 yards for a touchdown against North Texas in 2021, his second career punt return for a score.
- Jerome Jolly, Jr., blocked a punt out of the back of the end zone against Wake Forest, marking the first Flame to block a punt since Treon Sibley against ULM, Oct. 10, 2020.
- Due to injuries, Liberty shared punting duties between Aidan Alves and Max Morgan in 2021. Both punters finished the year averaging 40.0 or more yards per punt (Morgan – 25 punts/42.9 average; Alves – 22 punts/42.7 average).
- Aidan Alves has improved his yards per punt average each of the last four seasons: 2018 (37.0), 2019 (41.6), 2020 (41.8) and 2021 (42.7). He has kicked three of Liberty's five longest punts all-time (two 73-yarders and a 72-yarder).

## WATCH LISTS

- #3 WR Demario Douglas**  
2022 Paul Hornung Award
- #11 DL Durrell Johnson**  
2023 Senior Bowl
- #16 QB Charlie Brewer**  
2022 Johnny Unitas Golden Arm Award
- #41 LS Austin Mock**  
2022 Patrick Mannelly Award
- #55 OL Brendan Schlittler**  
2022 Outland Trophy
- #77 OL Cooper McCaw**  
2022 Earl Campbell Tyler Rose Award

## COLLEGE GRADUATES

23 members of this year's team have already earned collegiate degrees.

- Aidan Alves
- Jacob Bodden
- Michael Bollinger
- Charlie Brewer
- Brody Brumm
- Khaleb Coleman
- Daniel Darko
- Tyren Dupree
- Noah Frith
- X'Zauvea Gadlin
- Jonathan Graham
- Jerome Jackson
- Durrell Johnson
- John Kourtis
- Jaivian Lofton
- Cooper McCaw
- Austin Mock
- Dennis Osagiede
- Brendan Schlittler
- Javon Scruggs
- Caleb Snead
- Juawan Treadwell
- Naasir Watkins

## FBS ACTIVE LEADERS

Passing Yards	School	Total
Holton Ahlers	ECU	11,286
Jarret Doege	Troy	10,618
Sam Hartman	Wake Forest	10,228
<b>Charlie Brewer</b>	<b>Liberty</b>	<b>10,202</b>
Total Offense		
Holton Ahlers	ECU	12,622
Malik Cunningham	Louisville	11,891
Adrian Martinez	Kansas St.	11,628
<b>Charlie Brewer</b>	<b>Liberty</b>	<b>11,270</b>
Receiving TD's		
Harrison Weelman	Duke	34
Dalton Kincaid	Utah	31
Kris Thornton	James Madison	27
Jordan Addison	USC	27
Zakhari Franklin	UTSA	26
<b>Caleb Snead</b>	<b>Liberty</b>	<b>25</b>

## ACTIVE LEADERS

Two of Liberty's newest players found themselves in elite company before even taking a snap with the Flames.

Liberty redshirt senior QB Charlie Brewer racked up 10,184 passing yards, 68 passing touchdowns, 11,239 yards of total offense and 90 total touchdowns between his time at Baylor and Utah.

He ranks in the top 10 among active FBS quarterbacks in passing yards (4th), total offense (4th) and total touchdowns (6th).

Liberty redshirt senior WR Caleb Snead totaled 2,431 receiving yards and 25 receiving touchdowns during a standout career at Campbell.

Snead is eighth among all active FBS players in career receiving yards and sixth in career receiving touchdowns.

## WINNING TRADITION CONTINUES IN 2021

Liberty has won six or more games every year from 2006 through 2021.

Liberty is one of just seven Division I football teams to win six or more games each of the last 16 seasons. Ohio State would qualify, but vacated wins during that stretch.

Liberty joins Alabama, Clemson, Georgia, Oklahoma and Oklahoma State as the only six FBS teams to win six or more games each of the last 16 years. Former FCS power James Madison, now a member of the Sun Belt Conference, is also on the list.

## GOOD COMPANY



Liberty is one of just five FBS teams in the country to have won a bowl game each of the last three seasons, joining Alabama, Georgia, Kentucky and Louisiana.

The Flames captured Cure Bowl titles during each of their first two seasons of full bowl eligibility (2019 and 2020) before triumphing in the 2021 LendingTree Bowl.

Liberty has posted eight or more wins during each of the last three years, marking just the second time in program history the Flames have recorded three consecutive eight-win seasons (also 2007-10).

## GOOD COMPANY PART 2

With its win at North Texas on Oct. 23, 2021, Liberty became bowl eligible for the third time in as many seasons as a full FBS member. The Flames are a perfect 3-0 in bowl games so far, putting them in select company.

Liberty is the third current FBS team to become bowl eligible in each of its first three seasons since transitioning from the FCS to FBS.

Marshall made bowl appearances each year from 1997-02, while Appalachian State has appeared in a bowl every season since joining the FBS in 2015.

Appalachian State has not only made a bowl appearance every year since 2015, but the Mountaineers won their first six bowl appearances since transitioning to FBS before falling to Western Kentucky in the 2021 Boca Raton Bowl.

## #CREATEDEQUALLY



Liberty Athletics stands committed to the mission of Training Champions for Christ, who will be leaders in creating positive change in our great country.

As part of this commitment, Liberty Athletics has launched the #CreatedEqually initiative. This effort is to unite the department and Flames Nation around a shared commitment of love, equality and unity.

The #CreatedEqually campaign is based upon the Biblical verse of Acts 17:26 'From one man he made all the nations, that they should inhabit the whole earth; and he marked out their appointed times in history and the boundaries of their lands.'

Beginning with the 2020-21 athletics season, and continuing to the present day, Liberty's student-athletes will wear #CreatedEqually decals and patches on their uniforms. The #CreatedEqually logo debuted on helmet decals in Liberty's nationally televised football game on ESPN at Western Kentucky, Sept. 19, 2020.

## SUCCESS BY DEGREES

A total of 23 current Flames have already earned college degrees and are currently pursuing graduate degrees. Among them, Brendan Schlittler earned a pair of bachelor's degrees before proceeding to graduate studies. The full list of the Flames' graduates may be found on the left column of this page.

Among FBS football programs, only Nebraska (26) features more college graduates on its 2022 roster. Liberty is tied with Rice for second nationally in the category.

## ESPN AGREEMENT

Liberty Athletics and ESPN reached a five-year extension for the exclusive media rights to Liberty's home football games, beginning with the 2021 season through 2025.

Liberty inked its first football media rights agreement with ESPN in 2018 during the Flames' first season at the FBS level.

This new agreement ensures that all Liberty home football games will air on an ESPN platform while guaranteeing that one game each year will air on an ESPN linear network. ESPN also has the right to choose a non-traditional day (non-Saturday) for a second linear network telecast, with all remaining games distributed on an ESPN digital platform.

During Liberty's historic 2020 season, ESPN elevated three of the Flames' six home telecasts to linear networks (Sept. 26 vs. FIU on ESPN, Oct. 10 vs. ULM on ESPN2 and Nov. 14 vs. Western Carolina on ESPNU).

This new multi-year agreement is coterminous with Liberty's bowl agreement with ESPN Events, which runs through the 2025 season.

## LIBERTY JOINS CONFERENCE USA IN 23-24

Liberty announced a new direction for its athletics department, as conference membership for its athletics programs will move to Conference USA, starting with the 2023-24 athletics season.

Conference USA will be the all-sports conference for Liberty Athletics, including the Flames' football team that has competed as an FBS independent program since moving up to the FBS level in 2018.

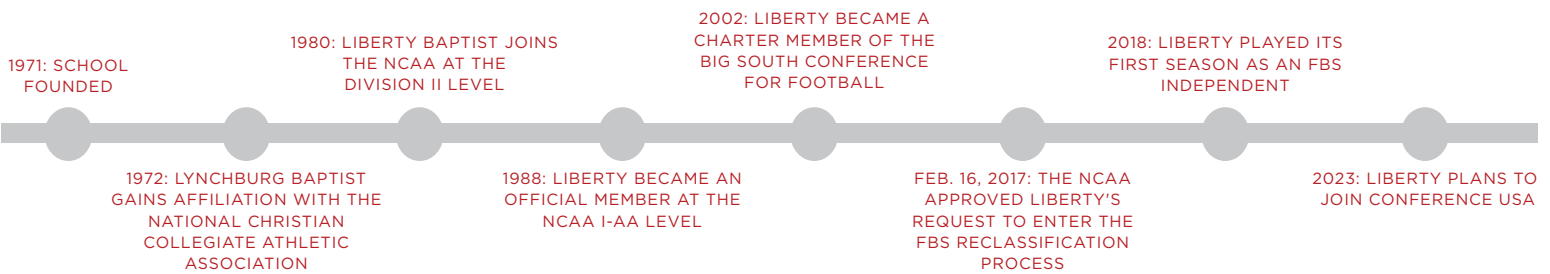
Conference USA also announced the addition of three other new members: Jacksonville State University (Jacksonville, Ala.), New Mexico State University (Las Cruces, N.M.) and Sam Houston State University (Huntsville, Texas).

Liberty announced its move to Conference USA following its most successful year in athletics department history.

Liberty finished the 2020-21 athletics season with an overall winning percentage of 70.5 percent (220-90-7), while winning 10 conference championships and a bowl game.

## CONFERENCE USA QUICK FACTS

<b>Abbreviation:</b>	C-USA
<b>Founded:</b>	1995
<b>Headquarters:</b>	Dallas, Texas
<b>Number of Championships Sponsored:</b>	18
<b>Number of States Represented:</b>	8
<b>States:</b>	Alabama, Florida, Kentucky, Louisiana, New Mexico, Tennessee, Texas, Virginia
<b>Schools Added in 2023-24:</b>	4
<b>Schools:</b>	Jacksonville State, Liberty, New Mexico State, Sam Houston State



## FLAMES CENTRAL: BEN AIGAMAUA



TE coach Ben Aigamaua has endured many challenges in his life, including the news of a daughter with Down syndrome. Through it all he has become a better father and a better coach.

## FLAMES CENTRAL: KENDY CHARLES



After surviving the 2010 Haiti earthquake, DL Kendy Charles and his mother came to the U.S. to try to find their way. Football helped him assimilate, and eventually led him to Liberty University.

## FLAMES CENTRAL: TRESHAUN CLARK



A freak injury left DE TreShaun Clark questioning if he ever wanted to play football again. A mother's encouragement would be the push to get him back on the field.

## FLAMES CENTRAL: CJ DANIELS



The story of WR CJ Daniels, his mother, and how her test with epilepsy turned into a testimony.

### ADDITIONAL FLAMES CENTRAL STORIES

- **Head Coach Hugh Freeze:** Out of the office and onto the golf course
- **QB Johnathan Bennett:** One of the best leaders on the team
- **QB Johnathan Bennett:** My Moment: LendingTree Bowl
- **QB Malik Willis:** Former standout QB's now with the Tennessee Titans
- **DE Khristian Zachary:** Fireside series with 'The Rev'
- **Co-DC/Safeties Coach Jack Curtis:** Getting to know
- **Asst. Strength Coach Chris Terry:** Strength following tragic losses



↑ SCAN QR CODE TO WATCH THESE VIDEOS

## FLAMES CENTRAL: T.J. GREEN



After all these years, few have known the real name of RB T.J. Green and why he legally changed it.

## FLAMES CENTRAL: JAVON SCRUGGS



The story of S Javon Scruggs and his journey from nearby Appomattox, Va. to joining his hometown team on the Mountain.

## FLAMES CENTRAL: HUGH FREEZE



Take a trip back to Liberty Football Head Coach Hugh Freeze's childhood home and see where his love of football began.

## FLAMES CENTRAL: DOM STUDZINSKI



Associate Head Coach/Head Strength and Conditioning Coach Dom Studzinski shares his story, as well as the vision he has for developing Liberty Football student-athletes.



Flames Central is a weekly sports program featuring in-depth stories relating to Liberty Athletics and the intersection of faith and sports.

To watch Flames Central's feature stories, visit: [www.libertyflamescentral.com](http://www.libertyflamescentral.com)





## AP TOP 25 POLL

Rank	Team	Points	Previous	Record
1	Georgia (55)	1,565	1	4-0
2	Alabama (4)	1,487	2	4-0
3	Ohio State (4)	1,483	3	4-0
4	Michigan	1,354	4	4-0
5	Clemson	1,311	5	4-0
6	Southern California	1,236	7	4-0
7	Kentucky	1,127	8	4-0
8	Tennessee	1,119	11	4-0
9	Oklahoma State	1,081	9	3-0
10	NC State	920	12	4-0
11	Penn State	876	14	4-0
12	Utah	760	13	3-1
13	Oregon	727	15	3-1
14	Ole Miss	691	16	4-0
15	Washington	657	18	4-0
16	Baylor	550	17	3-1
17	Texas A&M	543	23	3-1
18	Oklahoma	529	6	3-1
<b>19</b>	<b>BYU</b>	<b>482</b>	<b>19</b>	<b>3-1</b>
<b>20</b>	<b>Arkansas</b>	<b>457</b>	<b>10</b>	<b>3-1</b>
21	Minnesota	288	NR	4-0
<b>22</b>	<b>Wake Forest</b>	<b>265</b>	<b>21</b>	<b>3-1</b>
23	Florida State	244	NR	4-0
24	Pitt	209	24	3-1
25	Kansas State	166	NR	3-1

**Others receiving votes:** Kansas 125, Cincinnati 60, Florida 56, Washington State 31, Syracuse 22, Oregon State 16, Texas Tech 11, North Carolina 9, LSU 7, James Madison 4, UCLA 3, Tulane 3, TCU 1.

## AFCA COACHES TOP 25 POLL

Rank	Team	Points	Previous	Record
1	Georgia (34)	1,563	1	4-0
2	Alabama (26)	1,558	2	4-0
3	Ohio State (4)	1,486	3	4-0
4	Michigan	1,379	4	4-0
5	Clemson	1,339	5	4-0
6	Southern California	1,226	7	4-0
7	Oklahoma State	1,176	8	3-0
8	Kentucky	1,136	9	4-0
9	Tennessee	1,077	12	4-0
10	NC State	1,015	11	4-0
11	Ole Miss	864	13	4-0
12	Penn State	824	15	4-0
13	Utah	822	14	3-1
14	Baylor	638	17	3-1
15	Oregon	622	18	3-1
16	Oklahoma	601	6	3-1
17	Texas A&M	574	20	3-1
18	Washington	539	24	4-0
<b>19</b>	<b>Arkansas</b>	<b>509</b>	<b>10</b>	<b>3-1</b>
<b>20</b>	<b>BYU</b>	<b>359</b>	<b>23</b>	<b>3-1</b>
<b>21</b>	<b>Wake Forest</b>	<b>352</b>	<b>16</b>	<b>3-1</b>
22	Florida State	252	NR	4-0
23	Minnesota	238	NR	4-0
24	Pitt	223	NR	3-1
25	Syracuse	74	NR	4-0

**Others receiving votes:** Cincinnati 63; Kansas 59; Florida 49; Texas Tech 36; Kansas State 30; Texas 25; Texas Christian 20; Michigan State 13; James Madison 11; Mississippi State 10; Air Force 8; Oregon State 7; UCLA 6; Washington State 4; Louisiana State 4; Notre Dame 3; Iowa State 3; Maryland 2; Coastal Carolina 1.

## LIBERTY IN THE FBS TOP 25

2020 Season			2021 Season			2022 Season		
Week	Coaches Poll	AP Poll	Week	Coaches Poll	AP Poll	Week	Coaches Poll	AP Poll
Preseason	--	--	Preseason	RV (68)	RV (36)	Preseason	--	--
Week 3 (Sept. 14)	--	--	Week 1 (Sept. 6)	RV (78)	RV (57)	Week 1 (Sept. 6)	--	--
Week 4 (Sept. 21)	--	--	Week 2 (Sept. 12)	RV (63)	RV (52)	Week 2 (Sept. 11)	--	--
Week 5 (Sept. 28)	--	--	Week 3 (Sept. 19)	RV (80)	RV (56)	Week 3 (Sept. 18)	--	--
Week 6 (Oct. 4)	RV (1)	--	Week 4 (Sept. 26)	RV (11)	--	Week 4 (Sept. 25)	--	--
Week 7 (Oct. 11)	RV (8)	RV (8)	Week 5 (Oct. 3)	RV (7)	--			
Week 8 (Oct. 18)	RV (57)	RV (37)	Week 6 (Oct. 10)	RV (8)	--			
Week 9 (Oct. 25)	RV (112)	RV (85)	Week 7 (Oct. 17)	--	--			
Week 10 (Nov. 1)	RV (92)	No. 25	Week 8 (Oct. 24)	RV (3)	--			
Week 11 (Nov. 8)	No. 22	No. 22	Week 9 (Oct. 31)	RV (4)	--			
Week 12 (Nov. 15)	No. 22	No. 21	Week 10 (Nov. 7)	--	--			
Week 13 (Nov. 22)	RV (27)	RV (31)	Week 11 (Nov. 14)	--	--			
Week 14 (Nov. 29)	No. 25	No. 25	Week 12 (Nov. 21)	--	--			
Week 15 (Dec. 6)	No. 21	No. 22	Week 13 (Nov. 28)	--	--			
Week 16 (Dec. 13)	No. 21	No. 22	Week 14 (Dec. 5)	--	--			
Week 17 (Dec. 20)	No. 23	No. 23	Final	--	--			
Final	No. 18	No. 17						



## Williams Stadium Quick Facts

<b>Opened:</b>	1989
<b>First Game:</b>	Oct. 21, 1989
<b>Result:</b>	Liberty 37, Towson 18
<b>Liberty Record:</b>	134-54
<b>Playing Surface:</b>	AstroTurf
<b>Capacity:</b>	25,000

## RECENT UPGRADES

Situated at the north end of Williams Stadium, the Liberty Football Center underwent a \$20 million renovation project and reopened in March 2020. Renovations added 18,000 square feet to the building previously known as the Williams Football Operations Center, bringing the total usable space to 65,455 square feet. Highlights of the project include a new locker room, weight room, and recruiting room.

Prior to the 2022 season, new seating options were added to Williams Stadium, including 23 cabanas in the South end zone, chairback seating in the West stands and benchback seating in the East stands.

## SINGLE GAME ATTENDANCE

	ATTENDANCE	OPPONENT	DATE
1.	22,551	Montana	Sept. 19, 2015
2.	21,712	Charleston Southern	Nov. 12, 2016
3.	21,671	Syracuse	Aug. 31, 2019
4.	20,838	Richmond	Oct. 4, 2014
5.	20,425	Old Dominion	Sept. 1, 2018
6.	20,393	Kennesaw State	Oct. 24, 2015
7.	20,217	Gardner-Webb	Oct. 25, 2014
8.	<b>20,004</b>	<b>Akron</b>	<b>Sept. 24, 2022</b>
9.	19,935	Middle Tennessee	Oct. 9, 2021
10.	19,314	Savannah State	Oct. 2, 2010
11.	19,269	Army	Nov. 27, 2021
12.	19,111	Coastal Carolina	Oct. 15, 2011
13.	18,955	Coastal Carolina	Nov. 19, 2015
14.	18,944	Hampton	Sept. 21, 2019
15.	18,911	Coastal Carolina	Oct. 19, 2013



## LIBERTY'S ALL-TIME LONGEST HOME WINNING STREAKS

1.	15 games	Sept. 14, 2019 through Oct. 30, 2021
2.	11 games	Nov. 4, 2006 through Oct. 11, 2008
3.	10 games	Oct. 3, 2009 through Sept. 10, 2011

## OFFENSE

#		ELIG	HT	WT	2022 GP/GS	CAREER GP/GS	CONSEC. STARTS
<b>WIDE RECEIVER</b>							
3	Demario Douglas	R-So.	5-8	170	4/4	31/11	4
6	Jaiivan Lofton OR	R-Jr.	6-1	200	4/0	11/1	0
21	Treon Sibley	R-So.	6-0	210	4/1	27/6	1
<b>WIDE RECEIVER</b>							
5	Noah Frith	R-Jr.	6-4	200	4/4	35/20	5
13	CJ Yarbrough OR	R-Jr.	6-3	195	4/0	15/6	0
19	Brody Brumm	R-Sr.	6-0	200	1/0	39/0	0
<b>WIDE RECEIVER</b>							
8	Caleb Snead	R-Sr.	6-3	205	3/3	34/34	0
17	Khaleb Coleman OR	R-Sr.	6-2	230	4/0	27/3	0
4	CJ Daniels	R-So.	6-2	205	1/0	25/6	0
<b>LEFT TACKLE</b>							
65	Naasir Watkins	R-Sr.	6-6	320	3/3	28/4	0
70	Reggie Young	R-Sr.	6-4	270	4/0	4/0	0
<b>LEFT GUARD</b>							
64	Jacob Bodden	R-Jr.	6-3	310	3/3	31/19	0
50	Chase Mitchell	R-So.	6-4	330	2/0	14/0	0
<b>CENTER</b>							
60	Cam Reddy	R-Sr.	6-2	305	4/4	21/20	4
79	John Kourtis	R-Jr.	6-5	320	4/0	29/0	0
<b>RIGHT GUARD</b>							
55	Brendan Schlittler	R-Jr.	6-5	315	4/4	41/27	18
52	Jonathan Graham	R-Jr.	6-5	325	4/1	39/2	1
<b>RIGHT TACKLE</b>							
73	X'Zauvea Gadlin	R-Sr.	6-4	315	4/4	33/25	4
77	Cooper McCaw	R-Sr.	6-5	305	4/1	52/27	1
<b>TIGHT END/FULLBACK</b>							
88	Jerome Jackson	R-Sr.	6-3	255	4/4	52/14	5
83	Austin Henderson OR	R-So.	6-4	235	4/0	29/0	0
15	Bentley Hanshaw	R-Jr.	6-5	250	4/0	5/0	0
30	Michael Bollinger (FB)	R-Sr.	5-11	245	4/0	47/4	0
<b>RUNNING BACK</b>							
0	Dae Dae Hunter	R-So.	5-10	190	4/4	23/16	4
1	Shedro Louis	Jr.	5-8	170	4/0	38/7	0
2	T.J. Green	R-Sr.	5-11	205	0/0	38/2	0
<b>QUARTERBACK</b>							
7	Kaidon Salter	R-Fr.	6-1	190	3/2	5/2	0
11	Johnathan Bennett OR	R-Jr.	6-0	220	3/1	18/1	1
10	Nate Hampton	R-Fr.	6-6	235	2/0	3/0	0

## DEFENSE

#		ELIG	HT	WT	2022 GP/GS	CAREER GP/GS	CONSEC. STARTS
<b>DEFENSIVE END</b>							
10	TreShaun Clark	Jr.	6-1	250	4/4	41/35	10
77	Khristian Zachary	So.	6-2	270	4/0	9/0	0
<b>DEFENSIVE TACKLE</b>							
91	Kendy Charles	R-So.	6-0	275	4/4	20/6	4
5	Dre Butler	Sr.	6-5	300	4/0	17/1	0
<b>NOSE GUARD</b>							
90	Dennis Osagiede	R-Sr.	5-11	290	4/3	46/34	3
94	Jay Hardy OR	R-Fr.	6-3	320	4/1	5/1	0
92	Chris Boti	So.	6-1	290	0/0	9/0	0
<b>BANDIT</b>							
11	Durrell Johnson	Sr.	6-3	240	4/4	24/22	7
3	Stephen Sings V OR	R-So.	6-3	255	4/0	26/1	0
98	CJ Bazile, Jr.	Fr.	6-2	240	0/0	0/0	0
<b>MIKE</b>							
7	Mike Smith, Jr.	R-Jr.	6-1	225	4/4	4/4	4
35	Tyren Dupree	R-Jr.	6-1	240	4/0	42/3	0
<b>WILL</b>							
34	Ahmad Walker	So.	5-11	215	4/4	16/7	4
24	Aakil Washington OR	R-So.	6-2	240	4/0	26/6	0
0	Jerome Jolly, Jr.	R-So.	5-11	215	3/0	26/0	0
<b>NICKEL</b>							
16	Quinton Reese	R-So.	6-0	190	4/4	21/5	4
29	A'Khori Jones	Fr.	5-11	185	2/0	2/0	0
<b>CORNERBACK</b>							
4	Chris Megginson	Jr.	6-0	190	4/4	41/25	4
20	Kobe Singleton	R-So.	6-0	180	4/2	15/13	1
<b>STRONG SAFETY</b>							
6	Robert Rahimi	Jr.	6-1	190	4/4	17/4	4
15	Brylan Green	Fr.	5-11	170	4/0	4/0	0
<b>FREE SAFETY</b>							
1	Javon Scruggs	Sr.	5-11	185	3/3	50/37	1
9	Juawan Treadwell OR	Sr.	5-11	200	4/1	28/10	0
13	Jaylon Jimmerson	Jr.	5-10	200	4/0	26/3	0
<b>CORNERBACK</b>							
26	Amarian Williams	R-Fr.	5-10	170	4/2	8/2	0
8	Daijahn Anthony	R-Jr.	6-0	205	3/0	25/8	0

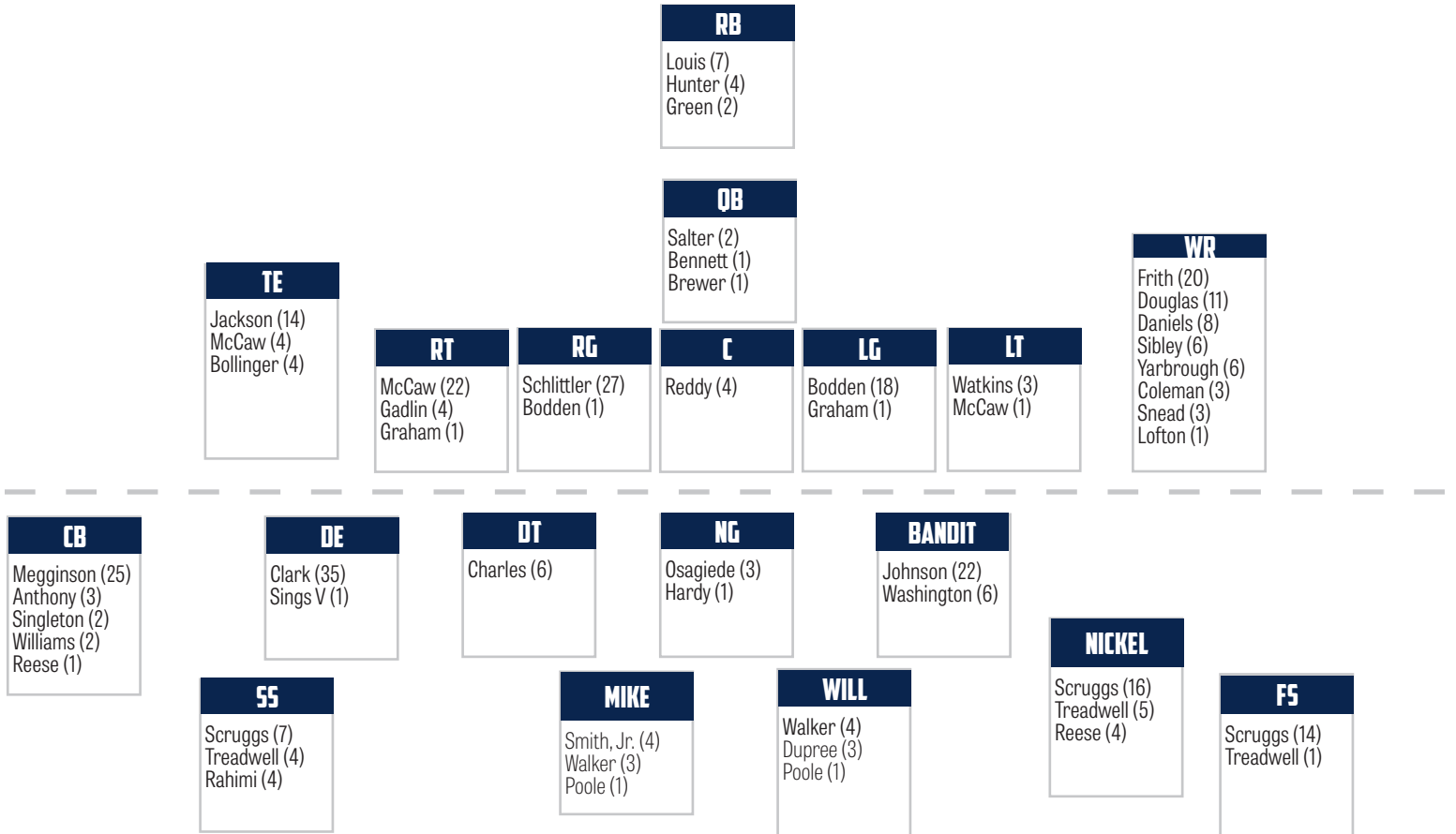
## SPECIALISTS

#		ELIG	HT	WT	2022 GP/GS	CAREER GP/GS	CONSEC. STARTS
<b>KICKER</b>							
42	Nick Brown (FG)	R-Fr.	6-4	155	4/4	5/4	4
90	Jason Stricker (KO)	R-So.	6-1	190	4/4	12/9	9
85	Brayden Beck	So.	5-11	180	0/0	9/9	0
<b>PUNTER</b>							
46	Aidan Alves	R-Sr.	6-1	220	4/4	49/47	8
37	Max Morgan	So.	6-3	225	0/0	10/5	0
<b>LONG SNAPPER</b>							
41	Austin Mock	R-Sr.	6-2	240	4/4	53/53	53
47	Austin Turner	R-Fr.	6-1	265	0/0	0/0	0

#		ELIG	HT	WT	2022 GP/GS	CAREER GP/GS	CONSEC. STARTS
<b>HOLDER</b>							
46	Aidan Alves	R-Sr.	6-1	220	4/4	49/19	5
37	Max Morgan	So.	6-3	225	0/0	10/9	0
<b>KICK RETURNER</b>							
1	Shedro Louis	Jr.	5-8	170			
3	Demario Douglas	R-So.	5-8	170			
86	Eddie Ogle	R-So.	5-9	180			
0	Dae Dae Hunter	R-So.	5-10	190			
<b>PUNT RETURNER</b>							
3	Demario Douglas	R-So.	5-8	170			
1	Shedro Louis	Jr.	5-8	170			

Notes: Career GP/GS info includes games played/started at previous schools. Consecutive starts only includes games started at Liberty.

## CAREER STARTS BY POSITION



## 2022 OFFENSE GAME-BY-GAME STARTERS

Game	WR	WR	LT	LG	C	RG	RT	TE	WR	RB	QB
Southern Miss	Douglas	Frith	Watkins	Bodden	Reddy	Schlittler	Gadlin	Jackson	Snead	Hunter	Brewer
UAB	Douglas	Frith	Watkins	Bodden	Reddy	Schlittler	Gadlin	Jackson	Snead	Hunter	Salter
Wake Forest	Douglas	Frith	Watkins	Bodden	Reddy	Schlittler	Gadlin	Jackson	Snead	Hunter	Salter
Akron	Douglas	Frith	McCaw	Graham	Reddy	Schlittler	Gadlin	Jackson	Sibley	Hunter	Bennett
ODU											
UMass											
Gardner-Webb											
BYU											
Arkansas											
UConn											
Virginia Tech											
NM State											

## 2022 DEFENSE GAME-BY-GAME STARTERS

Game	DE	DT	NG	BANDIT	MLB	WLB	NICKEL	CB	SS	FS	CB
Southern Miss	Clark	Charles	Hardy	Johnson	Smith, Jr.	Walker	Reese	Megginson	Rahimi	Scruggs	Singleton
UAB	Clark	Charles	Osagiede	Johnson	Smith, Jr.	Walker	Reese	Megginson	Rahimi	Scruggs	Williams
Wake Forest	Clark	Charles	Osagiede	Johnson	Smith, Jr.	Walker	Reese	Megginson	Rahimi	Treadwell	Williams
Akron	Clark	Charles	Osagiede	Johnson	Smith, Jr.	Walker	Reese	Meggins	Rahimi	Scruggs	Singleton
ODU											
UMass											
Gardner-Webb											
BYU											
Arkansas											
UConn											
Virginia Tech											
NM State											

NO.	NAME	YEAR	POS.	HT.	WT.	HOMETOWN	H.S./PREVIOUS
0	Dae Dae Hunter	R-So.	RB	5-10	190	Denver, Colo.	Chandler HS (Hawaii)
0	Jerome Jolly, Jr.	R-So.	LB	5-11	215	Jacksonville, Fla.	Mandarin HS
1	Shedro Louis	Jr.	RB	5-8	170	Immokalee, Fla.	Immokalee HS
1	Javon Scruggs	Sr.	S	5-11	185	Appomattox, Va.	Appomattox HS
2	T.J. Green	R-Sr.	RB	5-11	205	Chandler, Ariz.	Chandler HS (Utah)
2	Kaci Seegars	R-Fr.	LB	6-2	225	Charlotte, N.C.	William A. Hough HS
3	Demario Douglas	R-So.	WR	5-8	170	Jacksonville, Fla.	Mandarin HS
3	Stephen Sings V	R-So.	DE	6-3	255	Charlotte, N.C.	Zebulon B. Vance HS
4	CJ Daniels	R-So.	WR	6-2	205	Lilburn, Ga.	Parkview HS
4	Chris Megginson	Jr.	CB	6-0	190	Lynchburg, Va.	Heritage HS
5	Noah Frith	R-Jr.	WR	6-4	200	Woodstock, Ga.	Woodstock HS
5	Dre Butler	Sr.	DT	6-5	300	Covington, Ga.	Newton HS (Auburn)
6	Jaiivan Lofton	R-Jr.	WR	6-1	200	Rancho Cucamonga, Calif.	Rancho Cucamonga HS (Chaffey)
6	Robert Rahimi	Jr.	S	6-1	190	Santa Ana, Calif.	Cornerstone Christian (Saddleback)
7	Kaidon Salter	R-Fr.	QB	6-1	190	Cedar Hill, Texas	Cedar Hill HS (Tennessee)
7	Mike Smith, Jr.	R-Jr.	LB	6-1	225	Flora, Miss.	Ridgeland HS (Miss. Gulf Coast CC)
8	Caleb Snead	R-Sr.	WR	6-3	205	Lynchburg, Va.	Heritage HS (Campbell)
8	Daijahn Anthony	R-Jr.	CB	6-0	205	Richmond, Va.	Hermitage HS (Shepherd)
9	Sean Brown	R-So.	QB	6-1	200	Apex, N.C.	Middle Creek HS
9	Juawan Treadwell	Sr.	S	5-11	200	Crete, Ill.	Crete-Monee HS (Independence CC)
10	Nate Hampton	R-Fr.	QB	6-6	235	Advance, N.C.	Davie County HS
10	TreShaun Clark	Jr.	DE	6-1	250	Cape Coral, Fla.	Cape Coral HS
11	Johnathan Bennett	R-Jr.	QB	6-0	220	Summerville, S.C.	Summerville HS
11	Durrell Johnson	Sr.	DE	6-3	240	Baltimore, Md.	Overlea HS (ASA College)
12	Zak Burnett	R-So.	QB	6-1	195	Guntersville, Ala.	Guntersville HS (Samford)
12	Maurice Freeman III	R-Fr.	S	6-0	200	Chesapeake, Va.	Oscar Smith HS
13	CJ Yarbrough	R-Jr.	WR	6-3	195	Tanner, Ala.	East Limestone HS
13	Jaylon Jimmerson	Jr.	S	5-10	200	Pittsburg, Texas	Pittsburg HS (Incarnate Word)
14	Kylen Austin	R-Fr.	WR	6-0	155	Baltimore, Md.	St. Paul's School
14	Deon Biggins	R-So.	CB	6-1	170	Horn Lake, Miss.	Horn Lake HS
15	Bentley Hanshaw	R-Jr.	TE	6-5	250	Moorpark, Calif.	Moorpark HS (BYU)
15	Brylan Green	Fr.	S	5-11	170	Opelousas, La.	Lafayette Christian Academy
16	Charlie Brewer	R-Sr.	QB	6-1	210	Austin, Texas	Lake Travis HS (Utah)
16	Quinton Reese	R-So.	S	6-0	190	Alpharetta, Ga.	Blessed Trinity Catholic HS
17	Khaleb Coleman	R-Sr.	WR	6-2	230	Washington, D.C.	Woodrow Wilson HS
17	Rashaud Pernel	Fr.	DE	6-4	250	Highland Springs, Va.	Highland Springs HS
18	Dexter Ricks, Jr.	Fr.	CB	6-0	175	Milledgeville, Ga.	Baldwin HS
19	Brody Brumm	R-Sr.	WR	6-0	200	Winamac, Ind.	Winamac HS
19	Miyon Conaway	Fr.	DE	6-2	220	Hazlehurst, Ga.	Jeff Davis HS
20	Kobe Singleton	R-So.	CB	6-0	180	Tallahassee, Fla.	Chiawana HS (Southern Utah)
21	Treon Sibley	R-So.	WR	6-0	210	Akron, Ohio	Coventry HS
21	Sam Guridy	R-Fr.	S	6-0	185	Lynchburg, Va.	E.C. Glass HS
22	Coleman Baker	Fr.	WR	5-11	175	Brentwood, Tenn.	David Lipscomb Academy
22	Jayden Sweeney	Fr.	S	5-11	175	Birmingham, Ala.	Clay-Chalkville HS
23	Malik Caper	R-So.	RB	6-0	235	Hurst, Texas	Grapevine Faith Christian School
24	Aakil Washington	R-So.	LB	6-2	240	Marietta, Ga.	Wheeler HS
25	Antwon Jackson	Fr.	CB	5-10	155	Warner Robins, Ga.	Warner Robins HS
26	Amarian Williams	R-Fr.	CB	5-10	170	Cedar Hill, Texas	Cedar Hill HS
27	Micah Glaize	Jr.	LB	6-0	205	Lynchburg, Va.	Brookville HS
28	Justin Gipson	Fr.	RB	5-10	190	Suwanee, Ga.	North Gwinnett HS
28	Preston Hodge	R-Fr.	CB	6-0	185	Waxahachie, Texas	Waxahachie HS (Navarro)
29	AKhori Jones	Fr.	S	5-11	185	Macon, Ga.	Mount De Sales Academy
30	Michael Bollinger	R-Sr.	TE	5-11	245	Spartanburg, S.C.	Boiling Spring HS
30	Jordan Norwood	Fr.	LB	6-1	210	Highlands Ranch, Colo.	Valor Christian School
31	Cole Peterlin	Sr.	WR	6-1	195	Schwenksville, Pa.	Perkiomen Valley HS
31	Tim Coutras	So.	S	6-1	205	Nashville, Tenn.	Nolensville HS
32	Elijah Auguste	Fr.	CB	5-10	180	Everett, Mass.	Everett HS
33	Kyle Hanks	Fr.	RB	5-10	175	Salem, Va.	Glenvar HS
33	Lawrence Brown	Fr.	CB	6-2	180	Madison Heights, Va.	Amherst County HS
34	Ahmad Walker	So.	LB	5-11	215	Warner Robins, Ga.	Warner Robins HS

ALPHABETICAL ROSTER		
No.	Name	Pos.
46	Aidan Alves	P
8	Daijahn Anthony	CB
32	Elijah Auguste	CB
14	Kylen Austin	WR
22	Coleman Baker	WR
98	CJ Bazile, Jr.	DE
85	Brayden Beck	K
38	Jaylin Belford	WR
11	Johnathan Bennett	QB
14	Deon Biggins	CB
64	Jacob Bodden	OL
30	Michael Bollinger	TE
92	Chris Boti	DT
16	Charlie Brewer	QB
33	Lawrence Brown	CB
42	Nick Brown	K
9	Sean Brown	QB
19	Brody Brumm	WR
97	Marquise Brunson	DT
56	Will Buchanan	OL
75	Mason Bundy	OL
12	Zak Burnett	QB
5	Dre Butler	DT
54	Caeden Callahan	LB
23	Malik Caper	RB
43	Joseph Carter	LB
91	Kendy Charles	DT
10	TreShaun Clark	DE
17	Khaleb Coleman	WR
19	Miyon Conaway	DE
31	Tim Coutras	S
82	D'Wayne Crawford	WR
4	CJ Daniels	WR
36	Daniel Darko	S
99	Bryce Dixon	DT
53	Phillip Doss	DL
3	Demario Douglas	WR
35	Tyren Dupree	LB
81	Markel Fortenberry	WR
12	Maurice Freeman III	S
5	Noah Frith	WR
73	X'Zauvea Gadlin	OL
28	Justin Gipson	RB
27	Micah Glaize	LB
52	Jonathan Graham	OL
15	Brylan Green	S
2	T.J. Green	RB
21	Sam Guridy	S
10	Nate Hampton	QB
33	Kyle Hanks	RB
78	Brian Hannibal	OL
15	Bentley Hanshaw	TE
94	Jay Hardy	DT
63	Tommy Harley	OL
51	Harrison Hayes	OL
83	Austin Henderson	TE
28	Preston Hodge	CB
0	Dae Dae Hunter	RB

NO.	NAME	YEAR	POS.	HT.	WT.	HOMETOWN	H.S./PREVIOUS
35	Tyren Dupree	R-Jr.	LB	6-1	240	Leesburg, Ala.	Cherokee HS
36	Daniel Darko	R-Sr.	S	6-1	190	Baltimore, Md.	Seed School of Maryland (Marshall)
37	Owen McCone	Fr.	LB	5-11	190	Fayetteville, Ark.	Fayetteville HS
37	Max Morgan	So.	K	6-3	225	Greenville, S.C.	Christ Church Episcopal School
38	Jaylin Belford	Fr.	WR	5-8	155	Lynchburg, Va.	Liberty Christian Academy
38	Tre Lawing	Fr.	S	5-10	185	Appomattox, Va.	Appomattox County HS
39	Russian Williams	R-So.	RB	5-6	155	Burke, Va.	Robinson HS
40	Caleb Williams	Fr.	LB	6-1	210	Franklin, Tenn.	Christ Presbyterian Academy
41	Austin Mock	R-Sr.	LS	6-2	240	Lynchburg, Va.	Liberty Christian Academy
42	Nick Brown	R-Fr.	K	6-4	155	Frisco, Texas	Centennial HS
43	Joseph Carter	R-Fr.	LB	6-0	235	Jacksonville, Fla.	University Christian HS
44	Ike Okoye	R-So.	DE	6-3	235	Silver Spring, Md.	Wheaton HS
45	Jackson Shirer	R-Fr.	DE	6-1	245	Arlington, Texas	Martin HS
46	Aidan Alves	R-Sr.	P	6-1	220	Dillsburg, Pa.	Northern York HS
47	Austin Turner	R-Fr.	LS	6-1	265	Elon, N.C.	Western Alamance HS
48	Rashad Whitehead	R-So.	DE	6-2	275	Atlanta, Ga.	B.E.S.T. Academy
50	Chase Mitchell	R-So.	OL	6-4	330	Washington, Pa.	Washington HS
51	Harrison Hayes	So.	OL	6-4	285	Wexford, Pa.	Pine-Richland HS
52	Jonathan Graham	R-Jr.	OL	6-5	325	La Plata, Md.	La Plata HS
53	Phillip Doss	So.	DL	6-5	285	Lynchburg, Va.	Liberty Christian Academy
54	Caeden Callahan	Fr.	LB	6-1	215	Acworth, Ga.	North Cobb Christian School
55	Brendan Schlittler	R-Jr.	OL	6-5	315	Eureka, Mo.	Eureka HS
56	Will Buchanan	R-So.	OL	6-6	325	Asheville, N.C.	Christ School
57	Carl Poole	R-So.	LB	5-11	235	Danville, Va.	George Washington HS
60	Cam Reddy	R-Sr.	OL	6-2	305	Franklin, Mass.	Lawrence Academy (Colorado State)
63	Tommy Harley	Fr.	OL	6-6	280	Deerfield Beach, Fla.	Calvary Christian HS
64	Jacob Bodden	R-Jr.	OL	6-3	310	Hoover, Ala.	Hoover HS
65	Naasir Watkins	R-Sr.	OL	6-6	320	Bowie, Md.	Our Lady of Good Counsel (Kentucky)
68	Hunter Porterfield	Fr.	OL	6-4	285	Richmond, Va.	Benedictine College Prep
70	Reggie Young	R-Sr.	OL	6-4	270	New Orleans, La.	Edna Carr HS (Iowa Central CC)
73	X'Zauvea Gadlin	R-Sr.	OL	6-4	315	Grand Prairie, Texas	Mansfield Summit HS (Tulsa)
74	Jacob Lecates	Fr.	OL	6-7	330	Trinity, N.C.	Ben Lippen School
75	Mason Bundy	R-Fr.	OL	6-6	300	Mineral Bluff, Ga.	Fannin County HS
77	Cooper McCaw	R-Sr.	OL	6-5	305	Roanoke, Texas	Grapevine Faith CS
77	Khristian Zachary	So.	DT	6-2	270	Fayetteville, Ga.	Carrollton HS
78	Brian Hannibal	R-So.	OL	6-3	295	Silver Spring, Md.	James Hubert Blake HS
79	John Kourtis	R-Jr.	OL	6-5	320	Toronto, Ontario, Canada	Canada Prep
81	Markel Fortenberry	Fr.	WR	6-4	185	Maryville, Tenn.	Maryville HS
82	D'Wayne Crawford	R-Jr.	WR	5-6	160	Concord, N.C.	CFA Academy (East Carolina)
83	Austin Henderson	R-So.	TE	6-6	240	Nashville, Tenn.	Ensworth HS (Minnesota)
84	Teigan Martin	Fr.	TE	6-5	220	Mayer, Minn.	Mayer Lutheran HS
85	Mark Hutzel	Fr.	WR	6-0	180	Louisville, Ky.	Martha Layne Collins HS
85	Brayden Beck	So.	K	5-11	180	Carrollton, Texas	Hebron HS
86	Eddie Ogle	R-So.	WR	5-9	180	Allentown, Pa.	Liberty Christian Academy
87	Brayden Monday	R-So.	TE	6-4	235	Waynesville, N.C.	Tuscola HS
88	Jerome Jackson	R-Sr.	TE	6-3	255	Fort Worth, Texas	Timber Creek HS
90	Dennis Osagiede	R-Sr.	DT	5-11	290	Nacogdoches, Texas	Ridge Point HS (Stephen F. Austin)
90	Jason Stricker	R-So.	K/P	6-1	190	Waxhaw, N.C.	Marvin Ridge HS
91	Kendy Charles	R-So.	DT	6-0	275	Orange Park, Fla.	Orange Park HS
92	Chris Boti	So.	DT	6-1	290	Columbia, Md.	St. Vincent Pallotti HS
94	Jay Hardy	R-Fr.	DT	6-3	320	Chattanooga, Tenn.	McCallie HS (Auburn)
95	Teagen Lenderink	R-Fr.	K	6-1	175	Belmont, Mich.	Brentwood Academy
97	Marquise Brunson	R-Fr.	DT	6-2	265	Virginia Beach, Va.	Princess Anne HS
98	CJ Bazile, Jr.	Fr.	DE	6-2	240	Miami, Fla.	Miramar HS
99	Bryce Dixon	Fr.	DT	6-2	275	Charlotte, N.C.	David W. Butler HS

ALPHABETICAL ROSTER		
No.	Name	Pos.
85	Mark Hutzel	WR
25	Antwon Jackson	CB
88	Jerome Jackson	TE
13	Jaylon Jimmerson	S
11	Durrell Johnson	DE
0	Jerome Jolly, Jr.	LB
29	A'Khori Jones	S
79	John Kourtis	OL
38	Tre Lawing	S
74	Jacob Lecates	OL
95	Teagen Lenderink	K
6	Jaivian Lofton	WR
1	Shedro Louis	RB
84	Teigan Martin	TE
77	Cooper McCaw	OL
37	Owen McCone	LB
4	Chris Megginson	CB
50	Chase Mitchell	OL
41	Austin Mock	LS
87	Brayden Monday	TE
37	Max Morgan	K
30	Jordan Norwood	LB
86	Eddie Ogle	WR
44	Ike Okoye	DE
90	Dennis Osagiede	DT
17	Rashad Pernell	DE
31	Cole Peterlin	WR
57	Carl Poole	LB
68	Hunter Porterfield	OL
6	Robert Rahimi	S
60	Cam Reddy	OL
16	Quinton Reese	S
18	Dexter Ricks, Jr.	CB
7	Kaidon Salter	QB
55	Brendan Schlittler	OL
1	Javon Scruggs	S
2	Kaci Seegars	LB
45	Jackson Shirer	DE
21	Treon Sibley	WR
20	Kobe Singleton	CB
3	Stephen Sings V	DE
7	Mike Smith, Jr.	LB
8	Caleb Snead	WR
90	Jason Stricker	K/P
22	Jayden Sweeney	S
9	Juawan Treadwell	S
47	Austin Turner	LS
34	Ahmad Walker	LB
24	Aakil Washington	LB
65	Naasir Watkins	OL
48	Rashad Whitehead	DE
26	Amarian Williams	CB
40	Caleb Williams	RB
39	Russian Williams	RB
13	CJ Yarbrough	WR
70	Reggie Young	OL
77	Khristian Zachary	DT

### Pronunciation Guide

- 0 Dae Dae Hunter (Day-Day)
- 1 Shedro (SHED-dro) Lewis
- 1 Javon (JAY-von) Scruggs
- 4 Chris Megginson (Megan-son)
- 6 Jaivian (Jay-VEE-in) Lofton
- 6 Robert "Rocket" Rahimi (Rah-HE-ME)
- 8 Daijahn (DAY-jon) Anthony
- 9 Juawan (Juh-WAN) Treadwell
- 10 TreShaun (Tray-Shaun) Clark
- 11 Durrell (Duh-rel) Johnson
- 17 Khaleb (Caleb) Coleman
- 19 Brody Brumm (like drum)
- 21 Treon (TREY-on) Sibley (SIB-lee)
- 21 Sam Guridy (Grr-IT-E)
- 23 Malik (Muh-LEAK) Caper
- 24 Aakil (Ah-KEEL) Washington
- 26 Amarian (Ah-MAR-E-ON) Williams
- 29 A'Khor Jones (Ah-Cory)
- 30 Michael Bollinger (Bowl-in-JER)
- 31 Tim Coutras (Koo-tris)
- 32 Elijah Auguste  
(Prefers Eli... August – like the month)
- 35 Tyren (Ty-WREN) Dupree (DO-pree)
- 39 Russian Williams (Ruh-SHAWN)
- 44 Ike Okoye (Oh-Koy-Ye)
- 45 Jackson Shirer (SHY-er)
- 46 Aidan Alves (AL-vis)
- 54 Caeden Callahan (KAY-den)
- 55 Brendan Schlittler (SHLIT-ler)
- 64 Jacob Bodden (Bod-IN)
- 65 Naasir Watkins (Nah-SEAR)  
(Hometown: Boo-E, Maryland)
- 73 X'Zauvea Gadlin (X-zah-VEE-ay GAD-lin)
- 74 Jacob Lecates (La-KAITES)
- 79 John Kourtis (Curtis)
- 82 D'Wayne Crawford (Dwayne)
- 84 Teigan Martin (Tee-GIN)
- 86 Eddie Ogle (OH-gull)
- 90 Dennis Osagiede (Oh-SAH-guh-DAY)
- 90 Jason Stricker (rhymes with kicker)
- 91 Kendy (Ken-DEE) Charles
- 92 Chris Boti (Body)
- 97 Marquise Brunson (Mar-KEESE)
- 98 C.J. Bazile Jr. (Buh-ZELL)

### PLAYERS BY HOME STATE/COUNTRY

Virginia	18
Georgia	15
Texas	13
North Carolina	11
Florida	9
Maryland	8
Tennessee	6
Alabama	5
Pennsylvania	5
California	3
South Carolina	3
Colorado	2
Louisiana	2
Massachusetts	2
Mississippi	2
Arizona	1
Arkansas	1
Illinois	1
Indiana	1
Kentucky	1
Michigan	1
Minnesota	1
Missouri	1
Ohio	1
District of Columbia	1
Canada	1



### FLAMES IN THE PROS UNDER HUGH FREEZE

**2020**  
**Antonio Gandy-Golden**  
Washington Redskins (NFL)  
4th Round

**2020**  
**Solomon Ajayi**  
Cleveland Browns (NFL)  
Free Agent

**2020**  
**Elijah Benton**  
Cleveland Browns (NFL)  
Free Agent

**2020**  
**Jessie Lemonier**  
Los Angeles Chargers (NFL)  
Free Agent

**2020**  
**Bejour Wilson**  
Arizona Cardinals (NFL)  
Free Agent

**2021**  
**Anthony Butler**  
Indianapolis Colts (NFL)  
Free Agent

**2022**  
**Malik Willis**  
Tennessee Titans (NFL)  
3rd Round

**2022**  
**Frankie Hickson**  
Saskatchewan Roughriders (CFL)  
Free Agent

**2022**  
**Johnny Huntley**  
Chicago Bears (NFL)  
Free Agent

**2022**  
**Storey Jackson**  
Dallas Cowboys (NFL)  
Free Agent

**2022**  
**Elijah James**  
Chicago Bears (NFL)  
Free Agent

**2022**  
**Duron Lowe**  
Los Angeles Rams (NFL)  
Free Agent

**2022**  
**Ralfs Rusins**  
Baltimore Ravens (NFL)  
Free Agent

**2022**  
**Tristan Schultz**  
Miami Dolphins (NFL)  
Free Agent

**2022**  
**Kevin Shaa**  
Chicago Bears (NFL)  
Free Agent

**2022**  
**Cedric Stone**  
Washington Commanders (NFL)  
Free Agent

**2022**  
**Skyler Thomas**  
Los Angeles Chargers (NFL)  
Free Agent



## THE FREEZE FILE

	Overall		Conference	
	W	L	W	L
2022 - Liberty	3	1	0	0
2021 - Liberty	8	5	0	0
2020 - Liberty	10	1	0	0
2019 - Liberty	8	5	0	0
2016 - Ole Miss <sup>^</sup>	0	7	0	6
2015 - Ole Miss	10	3	6	2
2014 - Ole Miss <sup>^</sup>	1	4	0	3
2013 - Ole Miss <sup>^</sup>	1	5	0	5
2012 - Ole Miss <sup>^</sup>	0	6	0	5
2011 - Arkansas St.	10	2	8	0
2009 - Lambuth	12	1	6	0
2008 - Lambuth	8	4	4	1
<b>Career Totals</b>	<b>71</b>	<b>44</b>	<b>24</b>	<b>22</b>
<b>Liberty Totals</b>	<b>29</b>	<b>12</b>	<b>0</b>	<b>0</b>

<sup>^</sup> Record does not reflect 27 total vacated wins during the 2012, 2013, 2014, and 2016 seasons and a bowl game appearance in 2012

## FREEZE IN BOWL GAMES

**2021 Season - Liberty**  
Lendingtree Bowl - Dec. 18, 2021 (Mobile, Ala.)  
Liberty 56, Eastern Michigan 20

**2020 Season - Liberty**  
Cure Bowl - Dec. 26, 2020 (Orlando, Fla.)  
Liberty 37, Coastal Carolina 34

**2019 Season - Liberty**  
Cure Bowl - Dec. 21, 2019 (Orlando, Fla.)  
Liberty 23, Georgia Southern 16

**2015 Season - Ole Miss**  
Sugar Bowl - Jan. 1, 2016 (New Orleans, La.)  
Ole Miss 48, Oklahoma State 20

**2014 Season - Ole Miss**  
Peach Bowl - Dec. 31, 2014 (Atlanta, Ga.)  
TCU 42, Ole Miss 3

**2013 Season - Ole Miss**  
Music City Bowl - Dec. 30, 2013  
(Nashville, Tenn.)  
Ole Miss 25, Georgia Tech 17

<b>YEAR AT LIBERTY</b>	<b>Fourth</b>
<b>ALMA MATER</b>	<b>Southern Miss, '92</b>
<b>WIFE</b>	<b>Jill</b>
<b>CHILDREN</b>	<b>Ragan, Jordan, &amp; Madison</b>

**6 Bowl Game Appearances ^ (5-1 Record)**

**2013 Grant Teaff FCA Coach of the Year**

**2011 Sun Belt Coach of the Year**

### Freeze's Liberty Tenure (2019-Present) by the Numbers

- » 1 - Led the program to its first-ever bowl game appearance and bowl game victory in 2019
- » 2 - Liberty is one of two teams in NCAA history to win bowl games during their first three full seasons at the FBS level (2019-21)
- » 6 - Freeze was one of six finalists for the 2020 George Munger Collegiate Coach of the Year Award
- » 8 - The Flames posted eight wins in 2021 after facing eight bowl-eligible teams (Liberty only faced a combined five bowl-eligible teams during the 2019 and 2020 seasons)
- » 9 - The Flames knocked off No. 9/11 ranked Coastal Carolina in the 2020 Cure Bowl, marking the first time Liberty had defeated a nationally ranked FBS opponent in program history
- » 10 - Liberty tied a program record with 10 wins during the 2020 season
- » 17 - The Flames finished the 2020 season ranked No. 17 in the final Associated Press poll, its first-ever end of the year national ranking

### Freeze's Ole Miss Tenure (2012-16) by the Numbers

- » 1 - Top ranked scoring defense in the country in 2014 (16.0 points allowed per game)
- » 2 - Alabama's national ranking when Ole Miss defeated the Crimson Tide, 43-37, in Tuscaloosa, Ala., on Sept. 19, 2015
- » 4 - Top 15 ranked recruiting classes, including top-five classes in 2013 and 2016
- » 7 - All-Americans coached during his time at Ole Miss
- » 11 - Ole Miss players selected in the NFL Draft during Freeze's coaching tenure, including three first-round selections in 2016
- » 18 - Number of times Ole Miss scored 40 or more points in a game during Freeze's coaching career with the Rebels, including six games with 50 or more points scored
- » 121 - Players who earned their degrees during Freeze's time as head coach
- » 2014 - Finalist for the Bear Bryant Award and the Dobb Trophy

### Freeze's Arkansas State Tenure (2011) by the Numbers

- » 1 - First 10-win season during Arkansas State's time as an FBS program
- » 13 - Players who earned All-Sun Belt Conference honors, including both the league's Offensive Player of the Year and Defensive Player of the Year

## The Road to Liberty



**Liberty**  
HEAD COACH  
2019 - Present



**Arizona Hotshots**  
OFF. COORDINATOR  
OCT. 2018-DEC. 2018



**Ole Miss**  
HEAD COACH  
2012-16



**Arkansas State**  
HEAD COACH  
2011  
OFF. COORDINATOR  
2010



**San Jose State**  
OFF. COORDINATOR  
DEC. 2009-FEB. 2010



**Lambuth**  
HEAD COACH  
2008-09



**Ole Miss**  
TE/RECRUITING  
2006-07  
ASST. AD  
2005



## OFFENSE



**KENT AUSTIN** (Booth)  
*Co-Offensive Coordinator/Quarterbacks*  
**Hometown:** Natick, Mass.  
**Alma Mater:** Ole Miss, '85  
**Year in Coaching:** 20  
**Children:** Kendall, Cassidy & Wesley



**MAURICE HARRIS** (Booth)  
*Co-Offensive Coordinator/Wide Receivers*  
**Hometown:** Memphis, Tenn.  
**Alma Mater:** Arkansas State, '98  
**Year in Coaching:** 24  
**Wife:** LaQuesha  
**Children:** Arami & Cortlynn



**BEN AIGAMAUA** (Field)  
*Tight Ends*  
**Hometown:** Leone, American Samoa  
**Alma Mater:** Lambuth, '10  
**Year in Coaching:** 13  
**Wife:** Kendra  
**Children:** Lily & Ben



**BRUCE JOHNSON** (Field)  
*Running Backs*  
**Hometown:** Phoenix, Ariz.  
**Alma Mater:** Arizona State, '99  
**Year in Coaching:** 25  
**Wife:** Michelle  
**Children:** Jaidyn, Brayden & Aydin



**CHRIS KLENAKIS** (Field)  
*Offensive Line*  
**Hometown:** Reno, Nev.  
**Alma Mater:** Carroll, '86  
**Year in Coaching:** 35  
**Wife:** Louise  
**Children:** Myles, Matthew, Nikos, Lucy, Mark & Elizabeth

## DEFENSE/SPEC. TEAMS



**JOSH ALDRIDGE** (Field)  
*Co-Defensive Coordinator/Linebackers*  
**Hometown:** Jackson, Tenn.  
**Alma Mater:** Harding, '12  
**Year in Coaching:** 10  
**Wife:** Jessica  
**Children:** Braxton & Nora



**JACK CURTIS** (Booth)  
*Co-Defensive Coordinator/Safeties*  
**Hometown:** Birmingham, Ala.  
**Alma Mater:** Evangel, '87  
**Year in Coaching:** 36  
**Wife:** Michelle  
**Children:** Carolina & Georganna



**DARIUS EUBANKS** (Field)  
*Defensive Backs*  
**Hometown:** Thomson, Ga.  
**Alma Mater:** Ga. Southern, '13  
**Year in Coaching:** 6



**JEREMY GARRETT** (Field)  
*Defensive Line*  
**Hometown:** Senatobia, Miss.  
**Alma Mater:** Ole Miss, '07  
**Year in Coaching:** 13  
**Wife:** Shay  
**Children:** Jayden, Jacob & Grace



**TANNER BURNS** (Field)  
*Special Teams Coordinator/Outside LBs*  
**Hometown:** San Jose, Calif.  
**Alma Mater:** Ole Miss, '12  
**Year in Coaching:** 10  
**Wife:** Becca  
**Child:** Blakely and Kinsley

QB



**#7 • QB • KAIDON SALTER • 6-1 • 190 • R-FR.**

- Missed Liberty's last game at home against Akron
- Completed 19-of-34 passes for career-best 256 yards, 2 TDs, 2 INTs while adding 15 carries for 77 yards and a career-best 43-yard run (TD) at Wake Forest
- Made first career start in home opener versus UAB, tallying 202 passing yards and recording a career-high in rushing yards (79) and had a two-yard TD run
- Led Liberty to a season-opening road win over Southern Miss, where he completed for 213 total offensive yards (65 rushing, 148 passing with 2 TDs)
- Redshirted after seeing playing time in two games in 2021 (39 passing yards/1 TD, 53 rushing yards), transferred to Liberty from Tennessee



**#11 • QB • JOHNATHAN BENNETT • 6-0 • 220 • R-JR.**

- Made his first career start against Akron, completing 13-of-27 passing attempts for 152 yards and 2 TDs
- Had 11 carries for 46 yards, including career-long 18-yard TD run, at Southern Miss in season opener, also was 7-of-18 passing for 37 yards and two INT
- Most experienced of Liberty's returning quarterbacks (18 career games in 2020, 2021 and 2022)
- Helped Liberty to a road win at North Texas in 2021 while starting QB Malik Willis was out for part of the second and third quarters with an injury
- Completed 7-of-18 passing attempts for 88 yards and a touchdown against North Texas



**#16 • QB • CHARLIE BREWER • 6-1 • 210 • R-SR.**

- Left Liberty's season opener against Southern Miss in the first quarter after suffering an injury - completed 3-of-4 passes for 18 yards and had three rushes for 13 yards in his limited action
- 2022 Johnny Unitas Golden Arm Award Watch List member
- Transferred to Liberty from Utah
- Played in three games for Utah in 2021, completing 48-of-79 passing attempts for 484 yards and three touchdowns

RB



**#0 • RB • DAE DAE HUNTER • 5-10 • 190 • R-SO.**

- Season-best 118 yards on 18 carries a TD against Akron
- 93 yards on 18 carries, 43-yard TD run at Wake Forest
- Rushed for 64 yards and had first TD as a Flame vs. UAB
- Transferred to Liberty after playing two years at Hawaii (2020 and 2021)
- Rushed for a combined 834 yards and five touchdowns during 19 games



**#1 • RB • SHEDRO LOUIS • 5-8 • 170 • JR.**

- Had 13 carries for 45 yards and a five-yard TD run vs. UAB
- Tallied career-high 13 carries for 55 yards at Southern Miss
- Totaled six carries for 20 yards in road game at Wake Forest
- Tied for the team lead among running backs with four rushing TDs in 2021
- Ranked third among running backs with 446 rushing yards in 2021



**#2 • RB • T.J. GREEN • 5-11 • 205 • R-SR.**

- Has sat out Liberty's first four games due to injury
- Offensive MVP of the 2021 LendingTree Bowl
- Saw playing time in all 13 games, starting two contests
- Led all running backs during the 2021 campaign with 477 rushing yards on 75 carries, while rushing for four touchdowns



**#3 • WR • DEMARIO DOUGLAS • 5-8 • 170 • R-SO.**

- Recorded fourth career 100-yard receiving game, had seven catches for 124 yards and two TDs at Wake Forest, had 203 all-purpose yards in game
- Led Liberty in catches (5), receiving yards (97) and TDs (2, tied career high) at Southern Miss in season opener
- 2021 and 2022 Paul Hornung Award watch list



**#5 • WR • NOAH FRITH • 6-4 • 200 • R-JR.**

- Recorded career-high 75 yards on three catches vs. UAB, had 51 YAC
- Started season opener at USM, had two catches for 13 yards
- Finished sixth on the team with 16 receptions for 189 yards in 2021
- One of eight players on the roster with multiple touchdown receptions (2) in 2021



**#8 • WR • CALEB SNEED • 6-3 • 205 • R-SR.**

- Surpassed 2,500 career rec. yds., 59 yards, three catches at Wake Forest
- Had a breakout year in 2021 at Campbell, leading the team with 1,067 receiving yards on 73 receptions with 10 touchdowns, transferred to Liberty
- Earned FCS All-America honors and Associated Press third team All-American recognition in 2021



**#13 • WR • CJ YARBROUGH • 6-3 • 195 • R-JR.**

- Had three catches for 36 yards in 2022 season debut at Southern Miss
- Made two catches for 36 yards at Wake Forest, third on the team with 91 receiving yards through three games
- Opted out of 2021 season
- Left program after 2020 season to focus his time in the ROTC program



**#88 • TE • JEROME JACKSON • 6-3 • 255 • R-JR.**

- Had one catch for 17 yards in season opener at USM, caught the game-winning two-point conversion from Kaidon Salter in the fourth OT
- Started home opener vs. UAB, has 13 career starts and 51 appearances
- Saw playing time in 11 of 13 games in 2021, starting four contests
- One of eight players on Liberty's roster with multiple touchdown receptions (2) in 2021

WR

TE

## OFFENSIVE LINEMEN/KICKER



**#65 • LT • NASSIR WATKINS • 6-6 • 320 • R-SR.**

- Started first three games of 2022, missed the Akron game
- Saw playing time in 25 games during five seasons at Kentucky
- Finished the 2019 season with 12 knockdowns and helped Kentucky set a single-season school record with 3,624 rushing yards, 36 rushing touchdowns and averaging 6.3 yards per carry



**#64 • LG • JACOB BODDEN • 6-3 • 310 • R-JR.**

- Broke a string of 15-straight starts and missed the Akron game
- Saw playing time in all 13 games in 2021, starting the last 12 contests at left guard
- Liberty ranked No. 8 in passing yards per completion (14.69)
- Liberty ranked No. 25 in scoring offense (33.6 points per game)



**#60 • C • CAM REDDY • 6-2 • 305 • R-SR.**

- Started in his Flames debut at USM, Liberty ran for 244 yards
- Started for fourth straight game at center against Akron
- Transferred to Liberty from Colorado State
- Saw playing time in 16 games during 2020 and 2021 seasons
- 2020 Rimington Trophy Award watch list



**#55 • RG • BRENDAN SCHLITTLER • 6-5 • 315 • R-JR.**

- Started in first four games, has 18 straight starts for Flames
- 2022 Outland Trophy Watch List (Best College Football Interior Lineman)
- 2022 Phil Steele Preseason All-Independent first team



**#73 • RT • X'ZAUVEA GADLIN • 6-4 • 315 • R-SR.**

- Started in his first four games for the Flames
- Started at RT the first three games and LT against Akron
- Transferred to Liberty from Tulsa, where he played in 29 games (22 starts)
- Played right guard, left guard and center in 2022



**#77 • RT • COOPER MCCAWE • 6-5 • 305 • R-SR.**

- Started his 27th career game against Akron at right tackle
- LU's most experienced offensive lineman (52 career games)
- 2021 and 2022 Earl Campbell Tyler Rose Award watch list
- Started 23 out of the last 24 games at right tackle in 2020/2021
- 2020 Phil Steele Postseason All-Independent second team



**#42 • K • NICK BROWN • 6-4 • 155 • R-FR.**

- Had two FGs at Wake Forest, made career-long 47 yarder, had two PATs and eight points
- Flames' starting kicker in season opener, tallied nine points (2 FGs, 3 PATs)
- Connected on field goals from 32 and 26 yards at Southern Miss



**#85 • K • BRAYDEN BECK • 5-11 • 180 • SO.**

- Saw playing time in the last nine games of the 2021, missed first three games of 2022 season
- Finished season connecting on 4-of-5 field goal attempts (80.0 percent), led team in FGs in 2021
- Ended year knocking down 34-of-37 point-after attempts

### 0 DAE DAE HUNTER, RB

Rush attempts:	21, vs. Fresno State, 10-02-21
Rush yards:	174, at Nevada, 10-16-21
Rush TDs:	2, at Nevada, 10-16-21
Long rush:	81, at Nevada, 10-16-21
Receptions:	7, at UCLA, 08-28-21
Receiving yards:	83, at Oregon State, 09-11-21
Receiving TDs:	1, 2 times (last vs. Houston, 12-24-20)
Long reception:	30, vs. San Jose State, 09-18-21
Long kick return:	22, at Fresno State, 10-24-20
Long punt return:	

### 1 SHEDRO LOUIS, RB/RS

Rush attempts:	13, at Southern Miss, 09-03-22
Rush yards:	170, at Syracuse, 10-17-20
Rush TDs:	2, at Syracuse, 10-17-20
Long rush:	75, at Syracuse, 10-17-20
Receptions:	3, 6 times (last vs. UAB, 09-10-22)
Receiving yards:	69, vs. Louisiana, 11-20-21
Receiving TDs:	1, at North Texas, 10-23-21
	1, at Syracuse, 09-24-21
Long reception:	44, vs. Louisiana, 11-20-21
Long kick return:	97, vs. Maine, 10-19-19
Long punt return:	1, vs. Hampton, 09-21-19

### 2 T.J. GREEN, RB

Rush attempts:	10, at Troy, 09-11-21
Rush yards:	88, vs. Eastern Michigan, 12-18-21
Rush TDs:	2, vs. UMass, 10-30-21
Long rush:	43, vs. Louisiana, 11-20-21
Receptions:	2, vs. Louisiana, 11-20-21
Receiving yards:	18, at North Texas, 10-23-21
	18, vs. Campbell, 09-04-21
Long reception:	18, at North Texas, 10-23-21
	18, vs. Campbell, 09-04-21
Long kick return:	20, vs. Middle Tennessee, 10-09-21

### 3 DEMARIO DOUGLAS, WR/RS

Receptions:	7, 3 times (last at Wake Forest, 09-17-22)
Receiving yards:	156, vs. Middle Tennessee, 10-09-21
Receiving TDs:	2, 2 times (last at Wake Forest, 09-17-22)
Long reception:	70, at UAB, 10-02-21
Long kick return:	42, vs. Louisiana, 11-20-21
Long punt return:	73, vs. ULM, 10-10-20

### 4 CJ DANIELS, WR

Receptions:	8, vs. Army, 11-27-21
Receiving yards:	135, at North Texas, 10-23-21
Receiving TDs:	2, 3 times (last at North Texas, 10-23-21)
Long reception:	56, vs. Western Carolina, 11-14-20

### 5 NOAH FRITH, WR

Receptions:	4, vs. UMass, 11-27-20
	4, at NC State, 11-21-20
Receiving yards:	75, vs. UAB, 09-10-22
Receiving TDs:	1, 7 times (last vs. Army, 11-27-21)
Long reception:	53, vs. New Mexico, 09-28-19

### 6 JAIVIAN LOFTON, WR

Receptions:	4, vs. Akron, 09-24-22
Receiving yards:	51, vs. Campbell, 09-04-21
Receiving TDs:	1, vs. Campbell, 09-04-21
Long reception:	34, vs. Louisiana-Monroe, 10-10-20

### 7 K Aidon Salter, QB

Completions:	19, at Wake Forest, 09-17-22
Attempts:	34, at Wake Forest, 09-17-22
Passing TDs:	2, 2 times (last at Wake Forest, 09-17-22)
Passing yards:	256, at Wake Forest, 09-17-22
Long completion:	51, at Southern Miss, 09-03-22
Rush attempts:	15, at Wake Forest, 09-17-22
Rush yards:	79, vs. UAB, 09-10-22
Rush TDs:	1, 2 times (last at Wake Forest, 09-17-22)
Long rush:	43, at Wake Forest, 09-17-22

### 8 CALEB SNEAD, WR

Receptions:	11, at James Madison, 11-06-21
Receiving yards:	198, at James Madison, 11-06-21
Receiving TDs:	2, 5 times (last at James Madison, 11-06-21)
Long reception:	70, at Georgetown, 09-08-18

### 10 NATE HAMPTON, QB

Completions:	1, vs. UMass, 10-30-21
Attempts:	4, vs. UMass, 10-30-21
Passing TDs:	1, vs. UMass, 10-30-21
Passing yards:	63, vs. UMass, 10-30-21
Long completion:	63, vs. UMass, 10-30-21
Rush attempts:	5, vs. Akron, 09-24-22
Rush yards:	30, vs. UMass, 10-30-21
Rush TDs:	
Long rush:	12, vs. UMass, 10-30-21

### 11 JOHNATHAN BENNETT, QB

Completions:	13, vs. Akron 09-24-22
Attempts:	27, vs. Akron, 09-24-22
Passing TDs:	2, vs. Akron, 09-24-22
Passing yards:	152, vs. Akron, 09-24-22
Long completion:	64, vs. Eastern Michigan, 12-18-21
Rush attempts:	11, at Southern Miss, 09-03-22
Rush yards:	46, at Southern Miss, 09-03-22
Rush TDs:	1, 2 times (last at Southern Miss, 09-03-22)
Long rush:	18, at Southern Miss, 09-03-22

### 13 CJ YARBROUGH, WR

Receptions:	5, at Virginia Tech, 11-07-20
Receiving yards:	83, at Virginia, 11-23-19
Receiving TDs:	1, at Virginia Tech, 11-07-20
Long reception:	47, at Virginia, 11-23-19

### 16 CHARLIE BREWER, QB

Completions:	43, vs. Texas Tech, 11-11-17
Attempts:	63, vs. Texas Tech, 11-11-17
Passing TDs:	3, 10 times (last at Iowa State, 11-07-20)
Passing yards:	417, vs. Texas Tech, 11-11-17
Long completion:	78, at Oklahoma State, 10-19-19
Rush attempts:	23, vs. Kansas State, 11-28-20
Rush yards:	109, vs. Vanderbilt, 12-27-18
Rush TDs:	3, vs. Texas Tech, 10-12-19
Long rush:	51, at TCU, 11-24-17

### 19 BRODY BRUMM, WR

Receptions:	2, 3 times (last at Ole Miss, 11-06-21)
Receiving yards:	50, vs. UMass, 10-30-21
Receiving TDs:	1, vs. UMass, 10-30-21
	1, vs. North Alabama, 10-03-20
Long reception:	39, vs. UMass, 10-30-21
Long kick return:	28, vs. Campbell, 09-04-21

### 88 JEROME JACKSON, TE

Receptions:	2, vs. Middle Tennessee, 10-09-21
Receiving yards:	19, vs. Louisiana-Monroe, 10-10-20
Receiving TDs:	1, 6 times (last vs. Middle Tennessee, 10-09-21)
Long reception:	19, vs. Louisiana-Monroe, 10-10-20

### 42 NICK BROWN, K

Points scored:	9, at Southern Miss, 09-03-22
PATs made:	3, vs. UAB, 09-10-22
	3, at Southern Miss, 09-03-22
FGs made:	2, at Wake Forest, 09-17-22
	2, at Southern Miss, 09-03-22
Long field goal:	47, at Wake Forest, 09-17-22

### 85 BRAYDEN BECK, K

Points scored:	8, vs. Eastern Michigan, 12-18-21
	8, vs. UMass, 10-30-21
PATs made:	8, vs. UMass, 10-30-21
FGs made:	1, 4 times (last vs. E. Michigan, 12-18-21)
Long field goal:	43, vs. Eastern Michigan, 12-18-21

## BIRTHDAY CHART

September		
Date	Player	Game Day
2	Owen McCone	
3	Juawan Treadwell	Southern Miss
6	Joseph Carter	
8	Robert Rahimi	
9	Daijahn Anthony	
13	Jaylin Belford	
17	X'Zauvea Gadlin	Wake Forest
17	Cam Reddy	Wake Forest
18	Preston Hodge	
19	Kyle Hanks	
22	Daniel Darko	
23	Noah Frith	
23	Dae Dae Hunter	
27	Head Coach Hugh Freeze	

October		
Date	Player	Game Day
2	D'Wayne Crawford	
3	Carl Poole	
6	T.J. Green	
9	Caleb Williams	
11	Tre Lawing	
13	Micah Glaize	
13	Jerome Jolly, Jr.	
14	Cole Peterlin	
16	Chris Megginson	
16	Ed Ogle	
19	Russian Williams	
20	Tyren Dupree	
21	Jaiavian Lofton	
23	Justin Gipson	
23	Austin Henderson	
26	Stephen Sings V	
29	Miyon Conaway	

November		
Date	Player	Game Day
1	Shedro Louis	
1	Javon Scruggs	
6	Jackson Shirer	
9	A'Khor Jones	
9	Kaci Seegars	
17	Tim Coutras	
20	Ike Okoye	
25	Jayden Sweeney	
26	Charlie Brewer	New Mexico St.
30	Malik Caper	

December		
Date	Player	Game Day
1	Bryce Dixon	
1	Dexter Ricks, Jr.	
4	Jonathan Graham	
6	Reggie Young	
8	Demario Douglas	
17	Jay Hardy	
22	Ahmad Walker	
27	Jaylon Jimmerson	
31	Deon Biggins	

OL



**#11 • DE • DURRELL JOHNSON • 6-3 • 240 • SR.**

- Ranks No. 2 in the country in tackles for a loss (2.2 per game) following a 3.5 TFL/2.5 sack performance against Akron (five total tackles)
- Made five tackles (four solo, one assisted) and had one sack, 3.0 TFL and one QB hurry in win over UAB
- Had an interception, forced fumble, a pass breakup and five tackles (four solo, one assisted) in Liberty's win at Southern Miss in the season opener
- 2023 Senior Bowl Watch List member
- 2021 Bronko Nagurski Trophy and Chuck Bednarik Award watch list; 2020 Phil Steele Postseason All-America fourth-team selection



**#90 • DT • DENNIS OSAGIEDE • 5-11 • 290 • R-SR.**

- Started the last three games at NG for the Flames
- Matched his season high with five tackles against Akron (all assisted stops), while adding a quarterback hurry
- Also had five tackles (1 solo, four assisted) in his Liberty debut at Southern Miss, including at TFL
- Three stops against UAB (2 solo, 1 assisted), including an eight yard sack
- Transferred to Liberty from Stephen F. Austin where he played 11 games in 2021; started his career at UMass (20 games/2018-19 seasons)



**#91 • DT • KENDY CHARLES • 6-0 • 275 • R-SO.**

- Started in season-opening win at Southern Miss, tallied career-best seven tackles (four solo, three assisted) and had one TFL
- Tallied two tackles (one solo, one assisted), 1.5 TFL, 0.5 sacks at Wake Forest
- Had one forced fumble, four tackles (three solo, one assisted), 0.5 sacks and 0.5 TFL in win over UAB
- Finished the Akron game with four tackles (one solo, three assisted) and two quarterback hurries
- Ranked second on Liberty roster with 5.0 sacks in 2021, while adding 7.0 tackles for a loss



**#10 • DE • TRESHAUN CLARK • 6-1 • 250 • JR.**

- Matches his season high with five stops against Akron (one solo, four assisted), including 1.5 sacks (12 yards)
- Had five tackles (four solo, one assisted), 1.5 sacks, 1.5 TFL vs. UAB
- Two assisted tackles, 0.5 TFL at Wake Forest
- 2022 Phil Steele Preseason All-Independent Team



**#7 • LB • MIKE SMITH, JR. • 6-1 • 225 • R-JR.**

- Totaled a team-high 10 tackles, including 2.5 TFL, at Wake Forest
- Nine stops against Akron (three solo, six assisted)
- Interception (returned for 22 yards) and matched team high with eight tackles (four solo, four assisted) in the opener at Southern Miss
- Transferred to Liberty from Mississippi Gulf Coast Community College



**#34 • LB • AHMAD WALKER • 5-11 • 215 • SO.**

- Career-best nine stops against Akron (four solo, five assisted)
- Recorded six tackles, two sacks and 2.5 tackles for loss at Wake Forest
- Had a forced fumble, fumble recovery, five total tackles, 0.5 TFL vs. UAB
- Started in season opener at USM, eight total tackles (four solo, four assisted)



**#4 • CB • CHRIS MEGGINSON • 6-0 • 190 • JR.**

- Started his fourth straight game on 2022, finishing the Akron game with a season-best four tackles (all solo)
- Had three solo tackles, 1.0 TFL and a forced fumble vs. UAB
- Tied for the team lead with six pass breakups in 2021
- Has played in 25 consecutive games and has 72 career tackles



**#20 • CB • KOBE SINGLETON • 6-0 • 180 • R-SO.**

- Started against Akron, recording a season-best four tackles
- Started season opener at Southern Miss, had first INT as a Flame
- Transferred to Liberty from Southern Utah
- Played in all 11 games for Southern Utah in 2021, totaling 21 tackles while leading the team in INTs (3) and pass breakups (6)



**#1 • S • JAVON SCRUGGS • 5-11 • 185 • SR.**

- Missed the Wake Forest game; returned to the lineup against Akron
- Six tackles (three solo, three assisted), fumble recovery, 0.5 TFL vs. UAB
- Had seven tackles (two solo, five assisted) and fumble recovery at USM
- Team's active leader in tackles (213), INTs (5) and forced fumbles (5)
- 2020 Phil Steele Postseason All-Independent first team



**#6 • S • ROBERT RAHIMI • 6-1 • 190 • JR.**

- Ranks No. 9 in the country in INTs (2); No. 14 in INTs per game (0.5)
- Three assisted tackles and an INT against Akron
- Totaled five tackles and recorded his second career INT at Wake Forest
- Had six tackles (five solo, one assisted) and fumble recovery vs. UAB
- Finished the 2021 season with 22 tackles (14 solo, eight assisted)



**#16 • S • QUINTON REESE • 6-0 • 190 • R-SO.**

- Tied career high with six tackles, made second career INT at Wake Forest
- Started season opener at USM, three tackles and one TFL
- Saw playing time in the first six games of 2021 before suffering an injury
- 19 career games played at Liberty with 27 career stops (20 solo, seven assisted)

LB

DB

## KEY RESERVES/PUNTER



**#3 • DE • STEPHEN SINGS V • 6-3 • 255 • R-SO.**

- Recorded Liberty's only sack in season opener, had two tackles
- Saw playing time in 12 games in 2021
- Finished the season with 25 tackles (13 solo, 12 assisted)
- Added 3.0 TFL, one sack and a fumble recovery
- Earned first career start at ULM, made a career-best five stops



**#5 • DT • DRE BUTLER • 6-5 • 300 • SR.**

- Three tackles (one solo, two assisted), fumble recovery vs. UAB
- Tied for third on squad with seven tackles (four solo, three assisted) in Liberty debut at Southern Miss
- Transferred to Liberty from Auburn during the offseason
- Played in 13 career games at Auburn (2020 and 2021)



**#24 • LB • AAKIL WASHINGTON • 6-2 • 240 • R-SO.**

- Matched his career high with six tackles against Akron
- Saw playing time in all 13 games in 2021, starting six games at DE
- Transitioned to linebacker during the offseason
- Finished 2021 season with 27 tackles (13 solo, 14 assisted), 5.5 TFLs, 4.5 sacks




**#35 • LB • TYREN DUPREE • 6-1 • 240 • R-JR.**

- Career best eight tackles against Akron (four solo, four asst.)
- Made four tackles (three solo, one assisted) at Southern Miss
- Has appeared in 41 games for the Flames with three starts
- Totaled 31 tackles (20 solo, 11 assisted), 2.0 sacks, 4.5 TFLs, three forced fumbles and a fumble recovery in 13 games in 2021




**#8 • CB • DAIJAHN ANTHONY • 6-0 • 205 • R-JR.**

- Season best five stops against Akron (two solo, three assisted)
- Finished 2021 with 15 tackles (nine solo, six assisted)
- Career-high four tackles, TFL and two PB vs. MTSU in 2021
- Transferred to Liberty from Shepherd following the 2020 season




**#9 • S • JUAWAN TREADWELL • 5-11 • 200 • SR.**

- Started at safety at Wake Forest, made four solo tackles and had two pass breakups in the game
- Saw playing time in all 13 games in 2021 (backup at strong safety)
- Finished 2021 with 11 stops (eight solo, three assisted)



**#13 • S • JAYLON JIMMERSON • 5-10 • 200 • JR.**

- Saw playing time in 12 games, missing the Ole Miss contest
- Finished the season with nine tackles (seven solo, two assisted) and 2.0 TFLs
- Transferred to Liberty from Incarnate Word after 2020 season
- 2019 HERO Sports Freshman All-America honorable mention



**#46 • P • AIDAN ALVES • 6-1 • 220 • R-SR.**

- Seven punts, 37.3 YPP, three punts inside 20-yard line vs. UAB
- Had five punts for 217 yards (43.4 YPP) at Southern Miss
- 2021 LendingTree Bowl Special Teams MVP
- Finished 2021 season averaging career-best 42.7 yards per punt
- 49 career games with 59 career punts inside the 20-yard line

**0 JEROME JOLLY, JR., LB**

Tackles: 5, vs. ULM, 10-10-20  
 Sacks:  
 Tackles for loss: 1.0, vs. ULM, 10-10-20

**1 JAVON SCRUGGS, S**

Interceptions: 1, 5 times (last at North Texas, 10-23-21)  
 Long interception return: 72, at New Mexico St., 10-05-19  
 Tackles: 12, at Syracuse, 10-17-20  
 Sacks: 0.5, at Virginia, 11-23-19  
 Tackles for loss: 2.5, at BYU, 11-09-19

**3 STEPHEN SINGS V, DL**

Tackles: 5, at ULM, 10-16-21  
 Sacks: 1.5, vs. North Alabama, 10-03-20  
 Tackles for loss: 1.5, vs. UMass, 11-27-20  
 1.5, vs. North Alabama, 10-03-20

**4 CHRIS MEGGINSON, CB**

Interceptions: 1, at Syracuse, 10-17-20  
 Long interception return:  
 Tackles: 5, at Western Kentucky, 09-19-20  
 Tackles for loss: 1.0, vs. UAB, 09-10-22  
 1.0, at UAB, 10-02-21

**5 DRE BUTLER, DL**

Tackles: 7, at Southern Miss, 09-03-22  
 Sacks: 1.0, at Mississippi State, 12-12-20  
 Tackles for loss: 1.0, 2 times (last at Mississippi St., 12-12-20)

**6 ROBERT RAHIMI, S**

Interceptions: 1, vs. Akron, 09-24-22  
 1, at Wake Forest, 09-17-22  
 1, vs. Middle Tennessee, 10-09-21  
 Long interception return:  
 Tackles: 6, vs. UAB, 09-10-22  
 Tackles for loss: 1.0, vs. UMass, 10-30-21  
 1.0, at Syracuse, 09-24-21

**7 MIKE SMITH, JR., LB**

Interceptions: 1, at Southern Miss, 09-03-22  
 Long interception return: 22, at Southern Miss, 09-03-22  
 Tackles: 10, at Wake Forest, 09-17-22  
 Sacks:  
 Tackles for loss: 2.5, at Wake Forest, 09-17-22

**8 DAIJAHN ANTHONY, CB**

Interceptions: 1, 3 times (last at ULM, 10-16-21)  
 Long interception return: 14, at Lock Haven, 10-03-19  
 Tackles: 5, vs. Akron, 09-24-22  
 Tackles for loss: 1.0, vs. Middle Tennessee, 10-09-21

**9 JUAWAN TREADWELL, S**

Interceptions:  
 Long interception return:  
 Tackles: 6, at NC State, 11-21-20  
 6, vs. North Alabama, 10-03-20

**Sacks:**

Tackles for loss: 1.0, 6 times (last vs. UAB, 09-10-22)

**10 TRESHAUN CLARK, DL**

Tackles: 9, vs. Army, 11-27-21  
 Sacks: 2.0, at New Mexico State, 10-05-19  
 Tackles for loss: 2.5, at New Mexico State, 10-05-19

**11 DURRELL JOHNSON, DL**

Interceptions: 1, at Southern Miss, 09-03-22  
 1, vs. Western Carolina, 11-14-20  
 Long interception return: 18, vs. Western Carolina, 11-14-20  
 Tackles: 7, at Syracuse, 10-17-20  
 Sacks: 2.5, vs. Akron, 09-24-22  
 2.5, vs. FIU, 09-26-20  
 Tackles for loss: 3.5, vs. Akron, 09-24-22  
 3.5, vs. FIU, 09-26-20

**13 JAYLON JIMMERSON, S**

Interceptions: 1, 4 times (last at Southeastern La., 10-12-19)  
 Long interception return: 33, at Southeastern La., 10-12-19  
 Tackles: 12, vs. Abilene Christian, 09-27-19  
 Sacks: 1.0, vs. Abilene Christian, 09-27-19  
 Tackles for loss: 1.0, 4 times (last vs. Eastern Mich., 12-18-21)

**16 QUINTON REESE, S**

Interceptions: 1, at Wake Forest, 09-17-22  
 1, vs. UMass, 11-27-20  
 Long interception return: 9, at Wake Forest, 09-17-22  
 Tackles: 6, at Wake Forest, 09-17-22  
 6, vs. UMass, 11-27-20  
 Sacks: 1.0, vs. Western Carolina, 11-14-20  
 Tackles for loss: 1.0, 3 times (last at Wake Forest, 09-17-22)

**20 KOBE SINGLETON, CB**

Interceptions: 1, 4 times (last at Southern Miss, 09-03-22)  
 Long interception return: 48, vs. Portland St., 10-02-21  
 Tackles: 4, vs. Akron, 09-24-22  
 4, at Wake Forest, 09-17-22

**Sacks:**

Tackles for loss:

**24 AAKIL WASHINGTON, LB**

Tackles: 6, vs. Akron, 09-24-22  
 6, at ULM, 10-16-21  
 Sacks: 1.0, 5 times (last vs. Louisiana, 11-20-21)  
 Tackles for loss: 2.0, vs. UMass, 10-30-21

**34 AHMAD WALKER, LB**

Tackles: 9, vs. Akron, 09-24-22  
 Sacks: 2.0, at Wake Forest, 09-17-22  
 Tackles for loss: 2.5, at Wake Forest, 09-17-22

**35 TYREN DUPREE, LB**

Tackles: 8, vs. Akron, 09-24-22  
 Sacks: 1.0, at UMass, 11-02-19  
 1.0, at New Mexico State, 10-05-19  
 Tackles for loss: 2.0, vs. UMass, 10-30-21

**57 CARL POOLE, LB**

Interceptions: 1, vs. Old Dominion, 09-18-21  
 1, vs. Western Carolina, 11-14-20  
 Long interception return: 6, vs. Western Carolina, 11-14-20  
 Tackles: 5, vs. Army, 11-27-21  
 5, at NC State, 11-21-20  
 5, vs. North Alabama, 10-03-20  
 Sacks: 1.0, vs. North Alabama, 10-03-20  
 Tackles for loss: 1.0, vs. UMass, 10-30-21  
 1.0, vs. North Alabama, 10-03-20

**77 KHRISTIAN ZACHARY, DL**

Tackles: 3, vs. Campbell, 09-04-21  
 Sacks: 0.5, vs. Eastern Michigan, 12-18-21  
 Tackles for loss: 1.5, vs. Campbell, 09-04-21

**90 DENNIS OSAGIEDE, DL**

Tackles: 8, vs. Eastern Kentucky, 11-06-21  
 Sacks: 1.0, 7 times (last vs. UAB, 09-10-22)  
 Tackles for loss: 2.5, at Memphis, 11-21-20

**91 KENDY CHARLES, DL**

Tackles: 7, at Southern Miss, 09-03-22  
 Sacks: 3.0, vs. Old Dominion, 09-18-21  
 Tackles for loss: 3.0, vs. Old Dominion, 09-18-21

**37 MAX MORGAN, P**

Punts 5, at Syracuse, 09-24-21  
 Long Punt 62, vs. Middle Tennessee, 10-09-21

**46 AIDAN ALVES, P**

Punts 9, vs. New Mexico State, 11-24-18  
 9, vs. Troy, 10-13-18  
 Long Punt 73, vs. Hampton, 09-21-19

**ALL-TIME 50-YARD FIELD GOALS IN WILLIAMS STADIUM HISTORY**

Distance	Kicker	Team	Opponent	Date
60	John Lunsford	Liberty	Richmond	10/4/14
57	John Lunsford	Liberty	Kennesaw State	10/24/15
57	John Lunsford	Liberty	Bryant	9/20/14
56	Nick Terracina	YSU	Liberty	9/27/03
54	Alex Barbir	Liberty	Western Carolina	11/14/20
53	Andrew Foster	Morehead St.	Liberty	9/9/17
52	Andrew Shelley	New Mexico	Liberty	9/28/19
52	John Lunsford	Liberty	Delaware State	9/5/15
52	Dave Ettinger	Hofstra	Liberty	11/15/97
52	Daniel Whitehead	Liberty	Catawba	10/22/94
51	Alex Probert	Liberty	New Mexico State	11/24/18
51	Alex Probert	Liberty	Robert Morris	10/1/16
51	John Lunsford	Liberty	Charleston So.	11/15/14
50	Tyler Sumpter	Troy	Liberty	10/13/18
50	Matt Bevins	Liberty	Stony Brook	11/20/10

**2022 SPECIAL TEAMS TACKLES**

Player	Total	Kickoff	Punt
#90 Jason Stricker	2	2	0
#1 Javon Scruggs	1	0	1
#7 Mike Smith, Jr.	1	1	0
#16 Quinton Reese	1	0	1
#27 Micah Glaize	1	1	0
#35 Tyren Dupree	1	1	0
#41 Austin Mock	1	0	1



## LIBERTY'S 2022 SCORING DRIVES

Opponent	Plays-Yds.	TOP	Qtr	Scoring Play
Southern Miss	4-0	1:06	2	Brown 32-yard field goal
Southern Miss	1-28	0:15	2	Bennett 18-yard run
Southern Miss	10-79	3:07	4	10-yard pass (Salter/Douglas)
Southern Miss	4-81	1:11	4	23-yard pass (Salter/Douglas)
Southern Miss	5-17	0:00	OT2	Brown 26-yard field goal
Southern Miss	N/A	0:00	OT4	2 pt. conversion (Salter/Jackson)
UAB	8-66	3:15	2	Louis 5-yard run
UAB	6-62	2:54	3	Salter 2-yard run
UAB	7-53	3:13	4	Hunter 1-yard run
Wake Forest	4-6	0:57	2	Brown 47-yard field goal
Wake Forest	5-46	0:45	2	Brown 28-yard field goal
Wake Forest	3-74	1:20	3	Salter 43-yard run
Wake Forest	4-63	1:57	3	Hunter 43-yard run
Wake Forest	8-77	3:18	4	38-yard pass (Salter/Douglas)
Wake Forest	8-70	2:25	4	18-yard pass (Salter/Douglas)
Akron	8-61	3:34	1	22-yard pass (Bennett/Coleman)
Akron	8-68	4:36	2	30-yard pass (Bennett/Sibley)
Akron	8-52	4:13	4	Hunter 1-yard run

Longest scoring drive (plays) - 10 at Southern Miss (09-03-22)

Longest scoring drive (yards) - 81 at Southern Miss (09-03-22)

Longest scoring drive (time) - 4:36 vs. Akron (09-24-22)

Short scoring drive (plays) - 1 at Southern Miss (09-03-22)

Shortest scoring drive (yards) - 0 at Southern Miss (09-03-22)

Shortest scoring drive (time) - 0:15 at Southern Miss (09-03-22)

## 2022 TURNOVER TABLE

Opponent	Takeaways	Pts.	Giveaways	Pts.
Southern Miss	5	10	3	14
UAB	4	0	1	7
Wake Forest	2	3	4	14
Akron	1	0	2	6
<b>Total</b>	<b>12</b>	<b>13</b>	<b>10</b>	<b>41</b>

LU Turnover Margin: +2

### Liberty Career Top 5

Receptions	Catches/Yards
1) Antonio Gandy-Golden/2016-19 .....	240/3,814
2) Darrin Peterson/2012-15 .....	215/3,170
3) Chris Summers/2008-11.....	188/2,712
4) Pat Nelson/1988-91.....	176/2,447
5) Pat Kelly/2009-12 .....	162/2,107
<b>Demario Douglas/2019-Present .....</b>	<b>113/1,512</b>

### Kickoff Returns

1) Adrian Hall/2001-03.....	87
<b>2T) Shedro Louis/2019-Present.....</b>	<b>63</b>
2T) Adrian Cherry/1990-93 .....	63
4T) Scott Thomas/1989-93 .....	62
4T) Frankie Hickson/2016-19 .....	62

### Punt Returns

1) Adrian Hall/2001-03.....	52
2T) Wayne Haddix/1983-86.....	48
2T) Andrew McFadden/1995-96.....	48
2T) DJ Stubbs/2017-21.....	48
5) Richard Shelton/1984-88.....	45
<b>Demario Douglas/2019-Present .....</b>	<b>42</b>

### Punt Return Touchdowns

1) Richard Shelton/1984-88.....	3
<b>Demario Douglas/2019-Present .....</b>	<b>2</b>

### Quarterback Sacks

1) Chima Uzowihe/2012-15 .....	25.0
2) Aaron DeBerry/2000-03.....	22.0
3) Jessie Lemonier/2018-19.....	20.5
4) Juwan Wells/2015-18 .....	19.5
5) Rodney Degrate/1994-96 .....	19.0
<b>TreShaun Clark/2019-Present .....</b>	<b>16.5</b>

### Tackles for Loss

1) Aaron DeBerry/2000-03 .....	45.0
2) Chima Uzowihe/2012-15.....	44.0
3) Seth Reichart/2001-04.....	41.0
4) Jason Wells/1998-2000.....	40.0
5) Juwan Wells/2015-18.....	37.5
<b>TreShaun Clark/2019-Present .....</b>	<b>31.5</b>

### Career 300+ Yard Passing Games

#### #16 Charlie Brewer (12)

Date	Opponent	C-A-Int	Yds	TD
11/4/17	Kansas	23-29-0	315	3
11/11/17	Texas Tech	43-63-1	417	3
11/24/17	TCU	19-29-1	301	2
9/8/18	UTSA	23-34-0	328	3
9/29/18	Oklahoma	38-60-0	400	2
11/24/18	Texas Tech	22-30-1	308	3
12/27/18	Vanderbilt	21-34-1	384	2
9/21/19	Rice	20-27-0	303	1
9/28/19	Iowa State	26-45-0	307	3
10/12/19	Texas Tech	24-37-3	352	0
10/19/19	Oklahoma State	13-17-0	312	1
11/28/20	Kansas State	31-39-0	349	2

### Career 100+ Yard Rushing Games

#### #0 Dae Dae Hunter (4)

Date	Opponent	No.	Yds	TD
9/4/21	Portland State	16	128	1
10/2/21	Fresno State	21	127	0
10/16/21	Nevada	8	174	2
9/24/22	Akron	18	118	1

#### #1 Shedro Louis (2)

Date	Opponent	No.	Yds	TD
10/17/20	Syracuse	10	170	2
11/6/21	Ole Miss	7	101	1

#### #16 Charlie Brewer (1)

Date	Opponent	No.	Yds	TD
12/27/18	Vanderbilt	16	109	1

### Career 100+ Yard Receiving Games

#### #8 Caleb Snead (6)

Date	Opponent	No.	Yds	TD
10/20/18	Monmouth	10	188	2
10/27/18	Gardner-Webb	7	119	1
10/26/19	Gardner-Webb	5	104	1
10/2/21	North Alabama	8	162	2
10/16/21	Monmouth	6	178	1
11/6/21	James Madison	11	198	2

#### #3 Demario Douglas (4)

Date	Opponent	No.	Yds	TD
10/24/20	Southern Miss	6	115	1
10/2/21	UAB	4	128	0
10/9/21	Middle Tennessee	6	156	1
9/17/22	Wake Forest	7	124	2

#### #4 CJ Daniels (2)

Date	Opponent	No.	Yds	TD
10/23/21	North Texas	7	130	2
11/27/21	Army	8	118	0

## LIBERTY TEAM

50+ Points	56 vs. Eastern Michigan, Dec. 18, 2021
60+ Points	62 vs. UMass, Oct. 30, 2021
70+ Points	73 vs. Kentucky Wesleyan, Sept. 28, 2013
Was shut out	vs. Syracuse, Aug. 31, 2019 (0-24)
Shut a team out at home	UMass, Nov. 27, 2020 (45-0)
Shut a team out on the road	Presbyterian, Nov. 5, 2016 (16-0)
Overtime game	at Southern Miss, Sept. 3, 2022 (won 29-27 in 4OT)
30+ first downs	30 at Ole Miss, Nov. 6, 2021
50+ rushing attempts	55 at Ole Miss, Nov. 6, 2021
60+ rushing attempts	61 vs. Charleston So., Oct. 30, 2004
200+ Yards Rushing	244 at Southern Miss, Sept. 3, 2022
300+ Yards Rushing	378 vs. UMass, Nov. 27, 2020
400+ Yards Rushing	429 at Presbyterian, Oct. 13, 2012
Less than 100 Yards Rushing	79 vs. Army, Nov. 27, 2021
Less than 50 Yards Rushing	45 at North Texas, Oct. 23, 2021
Less than 25 Yards Rushing	-4 vs. Syracuse, Aug. 31, 2019
50+ pass attempts	54 at New Mexico State, Oct. 6, 2018
60+ pass attempts	60 at Baylor, Sept. 2, 2017
300+ Yards Passing	305 vs. Army, Nov. 27, 2021
400+ Yards Passing	409 vs. UMass, Oct. 30, 2021
Less than 100 Yards Passing	79 at Auburn, Nov. 17, 2018
500+ Yards Total Offense	528 vs. Eastern Michigan, Dec. 18, 2021
600+ Yards Total Offense	604 vs. UMass, Oct. 30, 2021
700+ Yards Total Offense	730 at UMass, Nov. 2, 2019
Less than 200 Yards Total Offense	134 at Auburn, Nov. 17, 2018
Less than 150 Yards Total Offense	134 at Auburn, Nov. 17, 2018
90+ offensive plays	96 at New Mexico State, Oct. 6, 2018
Forced 5 Turnovers	5 at Southern Miss, Sept. 3, 2022
Intercepted 4 Passes	4 at New Mexico, Sept. 29, 2018
Had 0 Turnovers	at North Texas, Oct. 23, 2021

## LIBERTY INDIVIDUAL RUSHING

100+ Yards Rushing	118, Dae Dae Hunter vs. Akron, Sept. 24, 2022
150+ Yards Rushing	157, Malik Willis at ULM, Oct. 16, 2021
200+ Yards Rushing	220, Rashad Jennings at Youngstown St., Sept. 27, 2008
QB Rushed for 100 Yards	157, Malik Willis at ULM, Oct. 16, 2021
Two Players with 100+ Yards Rushing	137, Malik Willis and 105, Joshua Mack vs. Coastal Carolina, Dec. 26, 2020
Three Players with 100+ Yards Rushing	Never
Had a run of 50+ yards	53, Malik Willis at ULM, Oct. 16, 2021
Had a run of 60+ yards	75, Shedro Louis at Syracuse, Oct. 17, 2020
Had a run of 70+ yards	75, Shedro Louis at Syracuse, Oct. 17, 2020
Had a run of 80+ yards	82, Danny Broggin vs. Coastal Carolina, Oct. 17, 2009
Had 30+ Rushing Attempts	30, Carrington Mosley vs. Duquesne, Nov. 4, 2017
Had 35+ Rushing Attempts	35, D.J. Abnar at Coastal Carolina, Nov. 22, 2014
Had 40+ Rushing Attempts	40, Eugene Goodman vs. Hofstra, Nov. 22, 2003
3+ Rushing Touchdowns	4, Malik Willis vs. Coastal Carolina, Dec. 26, 2020
4+ Rushing Touchdowns	4, Malik Willis vs. Coastal Carolina, Dec. 26, 2020
5+ Rushing Touchdowns	5, Kim Raynor vs. Ferrum, Nov. 3, 1979

## LIBERTY INDIVIDUAL PASSING

300+ Yards Passing	305, Malik Willis vs. Army, Nov. 27, 2021
400+ Yards Passing	474, Stephen Calvert at UMass, Nov. 2, 2019
Had 30+ Completions	32, Stephen Calvert vs. Idaho State, Oct. 20, 2018
Had 40+ Completions	44, Stephen Calvert at Baylor, Sept. 2, 2017
Had 40+ Attempts	46, Malik Willis vs. Army, Nov. 27, 2021
Had 50+ Attempts	54, Stephen Calvert at New Mexico St., Oct. 6, 2018
Had 60+ Attempts	60, Stephen Calvert at Baylor, Sept. 2, 2017
50+ Yard Pass	51, Kaidon Salter at Southern Miss, Sept. 3, 2022
80+ Yard Pass	83, Malik Willis vs. Western Carolina, Nov. 14, 2020
90+ Yard Pass	91, Biff Parson at Charleston So., Nov. 10, 2001
Had 3+ TD Passes	3, Malik Willis vs. Eastern Michigan, Dec. 18, 2021
Had 4+ TD Passes	4, Malik Willis vs. UMass, Oct. 30, 2021
Had 5+ TD Passes	6, Malik Willis vs. Southern Miss, Oct. 24, 2020
Had 6+ TD Passes	6, Malik Willis vs. Southern Miss, Oct. 24, 2020

## LIBERTY INDIVIDUAL RECEIVING

Caught 10+ Passes	10, Antonio Gandy-Golden at BYU, Nov. 9, 2019
Two Players Caught 10+ Passes	13, Antonio Gandy-Golden and 10, Damian King at Baylor, Sept. 2, 2017
100+ Yards Receiving	124, Demario Douglas at Wake Forest, Sept. 17, 2022
200+ Yards Receiving	205, Antonio Gandy-Golden at UMass, Nov. 3, 2018
Two Players with 100+ Yards Receiving	142, Antonio Gandy-Golden and 108, DJ Stubbs vs. Idaho State, Oct. 20, 2018
Three Players with 100+ Yards Receiving	129, Chris Summers, 115, Pat Kelly and 110, B.J. Hayes vs. St. Francis, Pa., Sept. 4, 2010
Had 2+ TD Catches	2, Demario Douglas at Wake Forest, Sept. 17, 2022
Had 3+ TD Catches	3, Antonio Gandy-Golden vs. Old Dominion, Sept. 1, 2018
100+ Yards Receiving by a TE	110, Tommy Shaver at Gardner-Webb, Oct. 8, 2011
100+ Yards Receiving by a RB	128, D.J. Jordan vs. Charleston So., Nov. 11, 2000
50+ Yard Reception	51, Demario Douglas at Southern Miss, Sept. 3, 2022
80+ Yard Reception	83, Kevin Shaa vs. Western Carolina, Nov. 14, 2020
90+ Yard Reception	91, Travis Burns vs. Charleston So., Nov. 10, 2001

## LIBERTY INDIVIDUAL DEFENSE

Had 10+ Tackles	10, Mike Smith, Jr., at Wake Forest, Sept. 17, 2022
Had 15+ Tackles	15, Rashaad Harding at ULM, Oct. 16, 2021
Had 2+ Interceptions	2, Anthony Butler vs. North Alabama, Oct. 3, 2020
Had 3+ Interceptions	3, Jeremy Peters at Gardner-Webb, Oct. 28, 2017
INT Return for a TD	27, Skyler Thomas vs. Eastern Michigan, Dec. 18, 2021
Fumble Return for a TD	0, Treon Sibley vs. Louisiana-Monroe, Oct. 10, 2020
Had 4+ Tackles for Loss	5, Jessie Lemonier vs. Idaho State, Oct. 20, 2018
Had 5+ Tackles for Loss	5, Jessie Lemonier vs. Idaho State, Oct. 20, 2018
Had 2+ Sacks	2.5, Durrell Johnson vs. Akron, Sept. 24, 2022
Had 3+ Sacks	3.0, Kendy Charles vs. Old Dominion, Sept. 18, 2021
Blocked a Punt	Jerome Jolly, Jr. at Wake Forest, Sept. 17, 2022
Blocked a FG	Aakil Washington at ULM, Oct. 16, 2021
Blocked a PAT	Skyler Thomas at Troy, Sept. 11, 2021
Recorded a Safety	at Wake Forest, Sept. 17, 2022

## LIBERTY INDIVIDUAL MISCELLANEOUS

KR for a TD	97, Shedro Louis vs. Maine, Oct. 19, 2019
Game-Opening KR for a TD	85, Danny Broggin vs. Gardner-Webb, Nov. 6, 2010
PR for a TD	72, Demario Douglas at North Texas, Oct. 23, 2021
Returned a Blocked Punt for a TD	0, Treon Sibley blocked and Chancellor Smith returned vs. Louisiana-Monroe, Oct. 10, 2020
Returned a Blocked FG for a TD	59, Erick Harris blocked and Jordan Alford returned vs. Elon, Nov. 20, 2004
Returned a PAT for a score	Seth Reichart blocked and Kevin Moon returned for the defensive 2-point conversion at Chattanooga, Nov. 13, 2004
Scored 4+ TDs in a game	4, Malik Willis vs. Coastal Carolina, Dec. 26, 2020
Passed for multiple TDs and Rushed for multiple TDs	Malik Willis 3 passing TDs/2 rushing TDs vs. Eastern Michigan, Dec. 18, 2021
Passed for 200 Yards & Rushed for 100	Malik Willis, 287 passing/144 rushing at UAB, Oct. 2, 2021
Passed for 300 Yards & Rushed for 100	Mike Brown, 334 passing/160 rushing vs. Stony Brook, Nov. 20, 2010
300-yd Passer, 100-yd Rusher, 100-yd Receiver	Stephen Calvert, 319 passing Brandon Robinson, 105 rushing Antonio Gandy-Golden, 181 receiving vs. Hampton, Sept. 21, 2019
100-yd Rusher, 100-yd Receiver	Malik Willis, 144 rushing Demario Douglas, 128 receiving at UAB, Oct. 2, 2021
Punted the Ball 60+ Yards	64, Aidan Alves vs. Akron, Sept. 24, 2022
Punted the Ball 70+ Yards	72, Aidan Alves at UMass, Nov. 2, 2019
Made a 50+ Yard FG	54, Alex Barbir vs. Western Carolina, Nov. 14, 2020
Made 3+ FG	3, Alex Barbir vs. Coastal Carolina, Dec. 26, 2020
Made 4+ FG	4, Alex Probert at Baylor, Sept. 2, 2017



### Southern Miss (2-0)

10/24/20 W 56-35 Lynchburg  
9/3/22 W 29-27 (40T) Hattiesburg, Miss.

### UAB (2-0)

10/2/21 W 36-12 Birmingham, Ala.  
9/10/22 W 21-14 Lynchburg

### Wake Forest (0-3)

9/30/06 L 14-34 Winston-Salem, N.C.  
9/1/12 L 17-20 Winston-Salem, N.C.  
9/17/22 L 36-37 Winston-Salem, N.C.

### Akron (1-1)

10/12/02 L 21-49 Akron, Ohio  
9/24/22 W 21-12 Lynchburg

### Old Dominion (2-1)

10/5/13 L 17-21 Norfolk, Va.  
9/1/18 W 52-10 Lynchburg  
9/18/21 W 45-17 Lynchburg  
10/1/22 Norfolk, Va.

### UMass (3-1)

11/3/18 L 59-62 (30T) Amherst, Mass.  
11/2/19 W 63-21 Amherst, Mass.  
11/27/20 W 45-0 Lynchburg  
10/30/21 W 62-17 Lynchburg  
10/8/22 Amherst, Mass.

### Gardner-Webb (14-9-1)

10/2/76 L 20-49 Boiling Springs, N.C.  
10/1/77 L 7-22 Lynchburg  
9/30/78 T 20-20 Boiling Springs, N.C.  
9/29/79 W 29-32 (Forfeit) Roanoke, Va.  
10/18/80 W 15-14 Boiling Springs, N.C.  
10/3/81 L 9-14 Lynchburg  
9/19/00 W 19-8 Lynchburg  
10/20/01 L 25-29 Boiling Springs, N.C.  
10/5/02 L 21-31 Lynchburg  
10/11/03 L 17-27 Boiling Springs, N.C.  
10/2/04 W 17-9 Lynchburg  
10/29/05 L 16-21 Boiling Springs, N.C.  
10/21/06 L 24-27 Lynchburg  
11/17/07 W 31-0 Boiling Springs, N.C.  
11/15/08 W 30-10 Lynchburg  
11/14/09 W 51-28 Boiling Springs, N.C.  
11/6/10 W 40-14 Lynchburg  
10/8/11 W 35-3 Boiling Springs, N.C.  
10/6/12 W 42-35 Lynchburg  
10/26/13 W 24-0 Boiling Springs, N.C.  
10/25/14 W 34-0 Lynchburg  
10/10/15 L 20-34 Boiling Springs, N.C.  
10/29/16 W 23-20 (OT) Lynchburg  
10/28/17 W 33-17 Boiling Springs, N.C.  
10/15/22 Lynchburg

### BYU (0-1)

11/9/19 L 24-31 Provo, Utah  
10/22/22 Lynchburg

### Arkansas (First Meeting)

11/5/22 Fayetteville, Ark.

### UConn (0-1)

9/10/05 L 0-59 East Hartford, Conn.  
11/12/22 East Hartford, Conn.

### Virginia Tech (1-1)

9/3/16 L 13-36 Blacksburg, Va.  
11/7/20 W 38-35 Blacksburg, Va.  
11/19/22 Lynchburg

### New Mexico State (3-1)

10/6/18 L 41-49 Las Cruces, N.M.  
11/24/18 W 28-21 Lynchburg  
10/5/19 W 20-13 Las Cruces, N.M.  
11/30/19 W 49-28 Lynchburg  
11/26/22 Lynchburg

### ACC (2-11)

0-1 vs. North Carolina  
0-2 vs. NC State  
1-2 vs. Syracuse  
0-2 vs. Virginia  
1-1 vs. Virginia Tech  
0-3 vs. Wake Forest  
*Last Meeting:* L 37-36 at Wake Forest, 9/17/22  
*Current Streak:* L3

### Big South (58-23)

1-0 vs. Campbell  
11-5 vs. Charleston Southern  
7-6 vs. Coastal Carolina  
0-1 vs. Elon  
11-5 vs. Gardner-Webb  
1-0 vs. Hampton  
2-1 vs. Kennesaw State  
2-2 vs. Monmouth  
1-0 vs. North Alabama  
9-0 vs. Presbyterian  
3-2 vs. Stony Brook  
10-1 vs. VMI  
*Last Meeting:* W 48-7 vs. Campbell, 9/4/21  
*Current Streak:* W3

### Conference USA (9-1)

1-0 vs FIU  
1-0 vs. Middle Tennessee  
1-1 vs. North Texas  
2-0 vs. Old Dominion  
1-0 vs. Southern Miss  
2-0 vs. UAB  
1-0 vs. Western Kentucky  
*Last Meeting:* W 21-14 vs. UAB, 9/10/22  
*Current Streak:* W8

### MAC (5-9)

1-1 vs. Akron  
1-0 vs. Ball State  
0-1 vs. Bowling Green  
1-0 vs. Buffalo  
2-0 vs. Eastern Michigan  
0-2 vs. Kent State  
0-1 vs. Marshall  
0-3 vs. Toledo  
0-1 vs. UCF  
*Last Meeting:* W, 21-12 vs. Akron, 9/24/22  
*Current Streak:* W3

### SEC (0-2)

0-0 vs. Arkansas  
0-1 vs. Auburn  
0-1 vs. Ole Miss  
*Last Meeting:* L 27-14 at No. 15 Ole Miss, 11/6/21  
*Current Streak:* L2

### Sun Belt (8-3)

1-0 vs. Appalachian State  
1-0 vs. Coastal Carolina  
1-0 vs. Georgia Southern  
1-0 vs. Georgia State  
0-2 vs. Louisiana  
0-0 vs. Old Dominion  
1-0 vs. Southern Miss  
2-0 vs. Troy  
1-1 vs. ULM  
*Last Meeting:* W 29-27 at Southern Miss, 9/3/22  
*Current Streak:* W1

### FBS Independents (6-9)

0-2 vs. Army  
0-1 vs. BYU  
3-1 vs. New Mexico State  
0-1 vs. Northern Illinois  
0-1 vs. Old Dominion  
0-1 vs. UCF  
0-0 vs. UConn  
3-1 vs. UMass  
0-1 vs. USF  
*Last Meeting:* L 31-16 vs. Army, 11/27/21  
*Current Streak:* L1

### Liberty in Overtime (8-9 record)

9/21/96	at Morgan State	L, 28-34
10/12/97	Hampton	L, 27-33
10/3/98	Charleston So.	W, 28-21
10/24/98	Buffalo	W, 27-24
11/2/02	Eastern Kentucky	L, 28-35
11/22/03	Hofstra	W, 49-42
10/22/05	Coastal Carolina	L, 21-27 (30T)
9/15/07	at William & Mary	L, 41-48 (20T)
10/29/11	Presbyterian	W, 27-20 (20T)
10/19/13	Coastal Carolina	L, 52-55 (20T)
10/4/14	Richmond	L, 39-46 (20T)
10/11/14	at Appalachian St.	W, 55-48
10/17/15	at Monmouth	L, 17-20
10/29/16	Gardner-Webb	W, 23-20
11/3/18	at UMass	L, 59-62 (30T)
12/26/20	vs. Coastal Carolina	W, 37-34
9/3/22	at Southern Miss	W, 29-27 (40T)

## GAME 1: AT SOUTHERN MISS

**LIBERTY** **29**  
**SOUTHERN MISS** **27**  
 Sept. 3, 2022 at M.M. Roberts Stadium  
 (att.: 24,051)

SCORING	1	2	3	4	OT	T
Liberty	0	10	0	14	5	29
Southern Miss	0	3	7	14	3	27

### SCORING SUMMARY:

#### SECOND QUARTER

14:54 USM Bourgeois 39 yard field goal  
 7:54 LU Brown 32 yard field goal  
 1:51 LU Bennett 18 yard run (Brown)

#### THIRD QUARTER

10:27 USM Gore 46 yard rush (Bourgeois)

#### FOURTH QUARTER

14:44 USM Scott 22 yard interception return (Bourgeois)  
 11:30 LU Douglas 10 yard pass from Salter (Brown)  
 1:54 USM Gore 5 yard run (Bourgeois)  
 0:36 LU Douglas 23 yard pass from Salter (Brown)

#### SECOND OVERTIME

0:00 LU Brown 26 yard field goal  
 0:00 USM Bourgeois 53 yard field goal

#### FOURTH OVERTIME

0:00 LU Jackson 2 pt. conversion from Salter

TEAM STATS	LIBERTY	USM
FIRST DOWNS	23	19
RUSHES-YARDS (NET)	48-244	54-252
PASSING YDS (NET)	203	139
Passes Comp-Att-Int	18-35-3	6-14-3
TOTAL OFFENSE PLAYS-YARDS	83-447	68-391
Punt Returns-Yards	1-5	0-0
Kickoff Returns-Yards	3-72	2-38
Interception Returns-Yards	3-22	3-22
Punts (Number-Avg)	5-43.4	4-41.2
Fumbles-Lost	1-0	2-2
Penalties-Yards	12-107	10-77
Possession Time	29:06	30:54
Third-Down Conversions	8 of 20	3 of 12
Fourth-Down Conversions	1 of 3	0 of 2
Red-Zone Scores-Chances	4-5	1-5
Sacks By: Number-Yards	1-6	2-14

#### INDIVIDUAL STATS

**RUSHING:** Liberty-Salter, K. 9-65; Hunter, D. 11-62; Louis 13-55; Bennett, J. 11-46; Brewer 3-13; Douglas, D. 1-3  
 Southern Miss-Gore, F. 32-178; Willis, A. 8-34; Keyes, T. 7-27; Richard, D. 4-9; Dean, J. 3-4

**PASSING:** Liberty-Salter, K. 8-13-1, 148; Bennett, J. 7-18-2, 37; Brewer, C. 3-4-0, 18  
 Southern Miss-Keyes, T. 4-8-2, 89; Gore, F. 1-4-0, 48; Lowe III, T. 0-1-1, 0; Willis, A. 1-1-0, 2

**RECEIVING:** Liberty-Douglas, D. 5-97; Yarbrough, C. 3-36; Snead, C. 3-29; Frith, N. 2-13; Jackson, J. 1-17; Hanshaw, B. 1-6; Bollinger 1-4; Hunter, D. 1-2; Lofton, J. 1-(-1)  
 Southern Miss-Caston, J. 2-54; Brownlee, J. 1-35; Cavallo, C. 1-25; Hayes, B. 1-23; Gore, F. 1-2

## GAME 2: UAB

**LIBERTY** **21**  
**UAB** **14**  
 Sept. 10, 2022 at Williams Stadium  
 (att.: 18,892)

SCORING	1	2	3	4	T
Liberty	0	7	7	7	21
UAB	7	0	0	7	14

### SCORING SUMMARY:

#### FIRST QUARTER

1:17 UAB Brown Jr. 31 yard rush (Quinn)

#### SECOND QUARTER

12:55 LU Louis 5 yard run (Brown)

#### THIRD QUARTER

1:18 LU Salter 2 yard run (Brown)

#### FOURTH QUARTER

10:59 LU Hunter 1 yard run (Brown)  
 3:08 UAB McBride 9 yard run (Quinn)

TEAM STATS	LIBERTY	UAB
FIRST DOWNS	18	15
RUSHES-YARDS (NET)	40-188	43-241
PASSING YDS (NET)	202	114
Passes Comp-Att-Int	13-25-0	10-15-0
TOTAL OFFENSE PLAYS-YARDS	65-390	58-355
Punt Returns-Yards	2-34	1-4
Kickoff Returns-Yards	1-32	3-67
Interception Returns-Yards	0-0	0-0
Punts (Number-Avg)	7-37.3	6-45.8
Fumbles-Lost	1-1	4-4
Penalties-Yards	8-84	5-40
Possession Time	28:31	31:29
Third-Down Conversions	3 of 12	4 of 12
Fourth-Down Conversions	0 of 0	1 of 2
Red-Zone Scores-Chances	3-4	1-3
Sacks By: Number-Yards	4-31	2-8

#### INDIVIDUAL STATS

**RUSHING:** Liberty-Salter, K. 14-79; Hunter, D. 10-64; Louis, S. 13-45; Hampton, N. 1-1; Caper, M. 2-(-1)  
 UAB-McBride, D. 20-177; Brown Jr., J. 17-91; Hopkins, D. 6-(-27)

**PASSING:** Liberty-Salter, K. 13-25-0, 202  
 UAB-Hopkins, D. 10-15-0, 114

**RECEIVING:** Liberty-Douglas, D. 3-51; Louis, S. 3-36; Frith, N. 2-75; Hunter, D. 2-8; Yarbrough, C. 1-19; Peterlin, C. 1-11; Jackson, J. 1-2  
 UAB-Davis, R. 3-19; Jones, T. 3-16; Palmer, T. 2-20; Shropshire, T. 1-56

## GAME 3: AT WAKE FOREST

**LIBERTY** **36**  
**NO. 18 WAKE FOREST** **37**  
 Sept. 17, 2022 at Truist Field  
 (att.: 32,891)

SCORING	1	2	3	4	T
Liberty	0	8	15	13	36
Wake Forest	3	17	0	17	37

### SCORING SUMMARY:

#### FIRST QUARTER

9:16 WF Dennis 33 yard field goal

#### SECOND QUARTER

13:19 WF Banks 16 yard pass from Hartman (Dennis)  
 10:55 LU Brown 47 yard field goal  
 8:39 WF Dennis 27 yard field goal  
 4:39 LU Safety  
 0:52 WF Whiteheart 8 yard pass from Hartman (Dennis)  
 0:00 LU Brown 28 yard field goal

#### THIRD QUARTER

12:46 LU Salter 43 yard run (Brown)  
 10:08 LU Hunter 43 yard run (2 pt. pass good Douglas/Salter)

#### FOURTH QUARTER

12:39 WF Dennis 46 yard field goal  
 9:14 WF Banks 3 yard pass from Hartman (Dennis)  
 5:50 LU Douglas 38 yard pass from Salter (Brown)  
 3:39 WF Ellison 1 yard run (Dennis)  
 1:11 LU Douglas 18 yard pass from Salter (2 pt. failed)

TEAM STATS	LIBERTY	WF
FIRST DOWNS	22	16
RUSHES-YARDS (NET)	40-181	26-21
PASSING YDS (NET)	256	325
Passes Comp-Att-Int	19-37-3	26-44-2
TOTAL OFFENSE PLAYS-YARDS	77-437	70-346
Punt Returns-Yards	0-0	1-38
Kickoff Returns-Yards	7-114	0-0
Interception Returns-Yards	2-9	3-0
Punts (Number-Avg)	2-42.0	4-26.8
Fumbles-Lost	2-1	0-0
Penalties-Yards	5-41	8-70
Possession Time	35:28	24:32
Third-Down Conversions	4 of 17	6 of 16
Fourth-Down Conversions	4 of 5	1 of 2
Red-Zone Scores-Chances	2-2	7-7
Sacks By: Number-Yards	3-10	5-30

#### INDIVIDUAL STATS

**RUSHING:** Liberty-Hunter, D. 18-93; Salter, K. 15-77; Louis, S. 6-20; Bennett, J. 1-(-9)  
 Wake Forest-Hartman, S. 8-11; Ellison, J. 7-4; Turner, C. 6-4; Cooley, Q. 4-(-2)

**PASSING:** Liberty-Salter, K. 19-34-2, 256; Bennett, J. 0-3-1, 0  
 Wake Forest-Hartman, S. 26-44-2, 325

**RECEIVING:** Liberty-Douglas, D. 7-124; Hunter, D. 5-21; Snead, C. 3-59; Yarbrough, C. 2-36; Jackson, J. 1-9; Frith, N. 1-7  
 Wake Forest-Banks, J. 6-55; Williams, K. 5-129; Perry, A. 4-33; Morin, T. 4-21; Greene, D. 3-68; Whiteheart, B. 3-20; Ellison, J. 1-(-1)

## GAME 4: AKRON

**LIBERTY** **21**  
**NO. 18 WAKE FOREST** **12**

Sept. 24, 2022 at Williams Stadium  
 (att.: 20,004)

SCORING	1	2	3	4	T
Liberty	7	7	0	7	21
Akron	0	3	3	6	12

### SCORING SUMMARY:

#### FIRST QUARTER

10:58 LU Coleman 22 yard pass from Bennett (Brown)

#### SECOND QUARTER

14:13 LU Sibley 30 yard pass from Bennett (Brown)

0:00 UA Perez 34 yard field goal

#### THIRD QUARTER

7:19 UA Perez 26 yard field goal

#### FOURTH QUARTER

14:21 UA Adams 11 yard pass from Irons (2 pt. failed)

4:46 LU Hunter 1 yard run (Brown)

TEAM STATS	LIBERTY	UA
FIRST DOWNS	18	19
RUSHES-YARDS (NET)	37-157	28-52
PASSING YDS (NET)	152	269
Passes Comp-Att-Int	13-28-1	29-52-1
TOTAL OFFENSE PLAYS-YARDS	65-309	80-321
Punt Returns-Yards	2-9	3-52
Kickoff Returns-Yards	3-66	1-30
Interception Returns-Yards	1-0	1-20
Punts (Number-Avg)	6-47.2	6-37.0
Fumbles-Lost	1-1	1-0
Penalties-Yards	8-59	8-79
Possession Time	28:52	31:08
Third-Down Conversions	7 of 16	6 of 18
Fourth-Down Conversions	1 of 15	1 of 3
Red-Zone Scores-Chances	2-3	3-4
Sacks By: Number-Yards	5-38	2-7

### INDIVIDUAL STATS

**RUSHING:** Liberty-Hunter, D. 18-118; Louis, S. 6-28; Hampton, N. 5-19; Bollinger, M. 1-2; Team 1-(-1); Bennett, J. 6-(-9)  
 Akron - Wiley, C. 12-52; Norrils, J. 1-1; Price, C. 1-0; Irons, DJ 14-(-1)

**PASSING:** Liberty-Bennett, J. 13-27-1, 152; Hampton, N. 0-1-0, 0  
 Akron-Irons, DJ 29-52-1, 269

**RECEIVING:** Liberty-Douglas, D. 5-40; Lofton, J. 4-47; Coleman, K. 2-31; Sibley, T. 1-30; Yarbrough, CJ 1-4  
 Akron - George, D. 11-93; Adams, A. 5-48; Banks, TJ 3-24; Wiley, C. 3-23; Naim, S. 2-14; Jacques-Louis, S. 1-41; Williams, A. 1-11; Anderson, C. 1-10; Branks, T. 1-3; Grimes, T. 1-2

## GAME 5: AT OLD DOMINION

## GAME 6: AT UMASS



# 23

# 16



Dec. 21, 2019 at Exploria Stadium (Orlando, Fla.)

## 2019 CURE BOWL

SCORING	1	2	3	4	T
Liberty	7	9	7	0	23
Georgia Southern	0	7	6	3	16

### SCORING SUMMARY:

#### FIRST QUARTER

3:31 LU Huntley 57 yard pass from Calvert (Probert)

#### SECOND QUARTER

14:53 GS Kennedy III 10 yard run (Bass)

13:22 LU Mack 3 yard run (Probert kick failed)

1:02 LU Probert 46 yard field goal

#### THIRD QUARTER

12:01 LU Gandy-Golden 14 yard pass from Calvert (Probert)

6:20 GS Bass 28 yard field goal

2:49 GS Bass 30 yard field goal

#### FOURTH QUARTER

1:44 GS Bass 35 yard field goal

### TEAM STATS

	LIBERTY	GS
FIRST DOWNS	19	13
RUSHES-YARDS (NET)	37-132	46-154
PASSING YDS (NET)	270	95
Passes Comp-Att-Int	16-35-2	10-19-1
TOTAL OFFENSE PLAYS-YARDS	72-402	65-249
Punt Returns-Yards	3-(-10)	0-0
Kickoff Returns-Yards	0-0	1-19
Interception Returns-Yards	1-0	2-(-1)
Punts (Number-Avg)	6-36.5	9-48.8
Fumbles-Lost	1-0	0-0
Penalties-Yards	4-45	10-101
Possession Time	26:27	31:49
Third-Down Conversions	5 of 16	4 of 17
Fourth-Down Conversions	0 of 2	0 of 0
Red-Zone Scores-Chances	2-2	4-4
Sacks By: Number-Yards	3-21	1-4

### INDIVIDUAL STATS

**RUSHING:** LU - Hickson, F. 22-120; Mack, J. 2-16; Calvert, S. 3-(-1); Team 1-(-12). **GS** - Kennedy III, W. 9-64; Werts, S. 22-57; King, J. 10-28; LaRoche, M. 3-7; Tomlin, J. 1-3; Murray, M. 1-(-5)

**PASSING:** LU - Calvert, S. 16-35-2, 270. **GS** - Werts, S. 10-19-1, 95.

**RECEIVING:** LU - Gandy-Golden, A. 5-63; Huntley, J. 2-90; Frith, N. 2-49; Douglas, D. 2-25; Mack, J. 2-16; Shaa, K. 2-12; Stubbs, DJ 1-15. **GS** - Murray, M. 4-19; Kennedy III, W. 3-20; Michaud, M. 2-53; Hood, K. 1-3

In a season that saw the offense grab most of the attention with its gaudy numbers, it was the Liberty defense that showed up in its biggest game. A stout defensive effort led Liberty to a 23-16 win over Georgia Southern, Dec. 21, in the 2019 FBC MortgageCure Bowl.

The win capped off the most memorable year in program history. Liberty completed its FBS reclassification process in August, received its first-ever bowl game invitation on Dec. 8 and walked away from Exploria Stadium with a bowl game trophy in hand.

With the victory, the Flames became the third FBS transitioning team in NCAA history to win a bowl game during their first season at the FBS level.

Flames defensive end Jessie Lemonier was named the 2019 Cure Bowl MVP, finishing the game with eight tackles, including two sacks.





37

34



OVERTIME

Dec. 26, 2020 at Camping World Stadium (Orlando, Fla.)

## 2020 CURE BOWL

SCORING	1	2	3	4	OT	T
Liberty	14	3	7	10	3	37
Coastal Carolina	0	13	6	15	0	34

### SCORING SUMMARY: FIRST QUARTER

6:59 LU Willis 5 yard run (Barbir kick)  
0:06 LU Willis 6 yard run (Barbir kick)

### SECOND QUARTER

6:00 CCU Biscardi 21 yard field goal  
2:02 CCU Likely 25 yard pass from McCall  
0:42 LU Barbir 27 yard field goal

### THIRD QUARTER

8:28 LU Willis 10 yard run (Barbir kick)  
4:36 CCU Latushko 43 yard pass from McCall

### FOURTH QUARTER

13:22 LU Willis 3 yard run (Barbir kick)  
10:34 CCU McCall 1 yard run (Biscardi kick)  
5:03 LU Barbir 32 yard field goal  
3:01 CCU Latushko 5 yard pass from McCall

### OVERTIME

15:00 LU Barbir 44 yard field goal

TEAM STATS	LIBERTY	CCU
FIRST DOWNS	26	24
RUSHES-YARDS (NET)	42-255	33-165
PASSING YDS (NET)	220	318
Passes Comp-Att-Int	19-29-2	21-32-1
TOTAL OFFENSE PLAYS-YARDS	72-402	65-249
Punt Returns-Yards	1-33	2-81
Kickoff Returns-Yards	2-56	5-79
Interception Returns-Yards	1-59	2-3
Punts (Number-Avg)	1-33	2-81
Fumbles-Lost	1-1	1-0
Penalties-Yards	5-53	7-60
Possession Time	30:49	29:11
Third-Down Conversions	5 of 11	3 of 11
Fourth-Down Conversions	2 of 2	1 of 2
Red-Zone Scores-Chances	7-9	5-5
Sacks By: Number-Yards	2-7	1-3

### INDIVIDUAL STATS

**RUSHING:** LU - Willis, M., 21-137; Mack, J., 14-105; Pickett, Peyton, 4-15; Bollinger, M. 1-4; Louis, S., 1 - (-2); Team 1-(-4). **CCU** - McCall, G., 15-96; CJ Marable 7-43; Jones, S., 5-21; White, R., 5-10; Team 1-(-5).



**PASSING:** LU - Willis, M., 19-22-2, 220; **CCU** - McCall, G., 21-32-1, 318

**RECEIVING:** LU - Stubbs, DJ, 5-68; Douglas, D., 5-51; Shaa, K., 3-35; Mack, J. 3-22; Huntley, J. 2-34; Frith, N. 1-10. **CCU** - Heiligh, J., 13-178; Likely, I., 5-84; Latushko, G., 2-48; Marable, CJ; 1-8

Liberty's Elijah James blocked a game-ending field goal attempt in overtime, securing No. 23/23 Liberty's 37-34 win over No. 9/11 Coastal Carolina in the 2020 FBC Mortgage Cure Bowl

The Flames finished their second season of full FBS bowl eligibility with a 10-1 record, winning the FBC Mortgage Cure Bowl for the second year in a row. Liberty is just the second team (also Appalachian State) to win bowl games in each of its first two seasons of bowl eligibility following a transition from the FCS. Liberty snapped Coastal Carolina's (11-1) 12-game winning streak, which was tied for the longest FBS winning streak in the nation, and earned its first-ever win over an FBS Top 25 program.

Liberty quarterback Malik Willis was named Cure Bowl MVP after totaling 357 yards of offense and rushing for a Cure Bowl-record four touchdowns.





# 56

# 20



Dec. 18, 2021 at Hancock Whitney Stadium (Mobile, Ala.)

## 2021 LENDINGTREE BOWL

SCORING	1	2	3	4	T
Eastern Michigan	3	7	0	10	20
Liberty	13	20	16	7	56

### SCORING SUMMARY: FIRST QUARTER

7:48 EMU Ryland 27 yard field goal  
3:08 LU Stubbs 54 yard pass from Willis (Beck)  
2:27 LU Thomas 27 yd. interception ret. (kick failed)

### SECOND QUARTER

13:01 EMU Evans 2 yard run (Ryland kick)  
12:07 LU Green 34 yard run (kick failed)  
6:22 LU Huntley 20 yard pass from Willis (Beck)  
0:16 LU Willis 2 yard run (Beck)

### THIRD QUARTER

11:02 LU Willis 35 yard run (Team rush failed)  
7:08 LU Beck 43 yard field goal  
2:44 LU Douglas 3 yard pass from Willis (Beck)

### FOURTH QUARTER

10:48 LU Shaa 64 yard pass from Bennett (Beck)  
5:26 EMU Ryland 43 yard field goal  
4:29 EMU Hubbard 34 yd. interception ret. (Ryland)

### TEAM STATS

	EMU	LIBERTY
FIRST DOWNS	23	22
RUSHES-YARDS (NET)	39-125	35-233
PASSING YDS (NET)	254	295
Passes Att-Comp-Int	44-28-1	26-14-1
TOTAL OFFENSE PLAYS-YARDS	83-379	61-528
Punt Returns-Yards	1-5	3--1
Kickoff Returns-Yards	2-43	2-22
Interception Returns-Yards	1-34	1-27
Punts (Number-Avg)	5-46.4	3-48.7
Fumbles-Lost	0-0	1-0
Penalties-Yards	9-82	6-48
Possession Time	37:23	22:37
Third-Down Conversions	6 of 17	3 of 9
Fourth-Down Conversions	1 of 4	1 of 2
Red-Zone Scores-Chances	2-4	3-3
Sacks By: Number-Yards	2-13	4-25

### INDIVIDUAL STATS

**RUSHING:** EMU - Evans, S., 13-52; Boone, D., 12-51; Moss, B., 3-14; Hutchinson, P., 5-13; Smith, D.J., 2-12; Bryant, B. 4-(-17); LU - Green, T.J., 8-88; Louis, S., 11-72; Willis, M., 8-58; Henderson, 6-15; Salter, K., 2-6; Bennett, J., 1-(-6)


**PASSING:** EMU - Bryant, B., 23-36-1, 200; Hutchinson, P., 5-8-0, 54; LU - Willis, M., 13-24-0, 231; Bennett, J., 1-2-1, 64

**RECEIVING:** EMU - Beydoun, H., 11-83; Drummond, D., 6-51; Knue, T., 4-35; Cannon, B., 2-28; Summers, D., 2-16; Westmoreland, Z., 1-21; Odukoya, T., 1-15; Boone, D., 1-5; LU - Shaa, K. 3-94; Douglas, D., 2-22; Stubbs, D.J., 2-69; Louis, S., 2-7; Hobbs, T., 1-42; Daniels, C.J., 1-39; Huntley, J. 1-20; Green, T.J., 1-2

Liberty quarterback Malik Willis accounted for five of the Flames' seven touchdowns on the day, leading Liberty to a convincing 56-20 win over Eastern Michigan in the 2021 LendingTree Bowl at Hancock Whitney Stadium.

Willis was named the LendingTree Bowl MVP after finishing the game with 289 total offensive yards (58 rushing, 231 passing). Flames running back T.J. Green, was named the LendingTree Bowl Offensive MVP and safety Skyler Thomas was named the LendingTree Bowl Defensive MVP.

Liberty, in its third year of full FBS eligibility, earned its third straight bowl victory. The Flames join Appalachian State (2015-20) as the only teams to win bowl games in each of their first three years after transitioning to FBS from FCS.



# NCAA Statistics

## Liberty - 2022-23 Football Ranking Summary thru games 09/24/2022

Statistic	National Rank	Conference Rank	Value	National Leader	Value	Conference Leader	Value
3rd Down Conversion Pct (131 ranked)	102	6	0.338	Minnesota	0.788	BYU	0.455
3rd Down Conversion Pct Defense (131 ranked)	42	2	0.328	Minnesota	0.143	Massachusetts	0.295
4th Down Conversion Pct (125 ranked)	28	2	0.667	4 teams tied	1.000	Army West Point	0.800
4th Down Conversion Pct Defense (130 ranked)	26	2	0.375	5 teams tied	0.000	UConn	0.000
Blocked Kicks (22 ranked)	22	2	1	6 teams tied	3	UConn	2
Blocked Kicks Allowed (131 ranked)	89	5	1	88 teams tied	0	4 teams tied	0
Blocked Punts (13 ranked)	13	1	1	Bowling Green Rutgers Temple	3 3 3	Liberty Notre Dame UConn	1 1 1
Blocked Punts Allowed (131 ranked)	1	1	0	105 teams tied	0	5 teams tied	0
Completion Percentage (131 ranked)	126	5	0.504	TCU	0.759	BYU	0.712
Defensive TDs (16 ranked)				4 teams tied	3	BYU Massachusetts	1 1
Fewest Penalties (131 ranked)	113	5	33	Navy	7	Army West Point	20
Fewest Penalties Per Game (131 ranked)	117	6	8.25	Michigan	2.25	UConn	4.40
Fewest Penalty Yards (131 ranked)	115	5	291	Navy	70	UConn	179
Fewest Penalty Yards Per Game (131 ranked)	118	6	72.75	Michigan	21.00	UConn	35.80
First Downs Defense (131 ranked)	39	1	69	Navy	31	Liberty	69
First Downs Offense (131 ranked)	84	3	81	Minnesota	126	BYU	91
Fumbles Lost (128 ranked)	66	4	3	9 teams tied	0	Massachusetts	1
Fumbles Recovered (98 ranked)	5	1	6	4 teams tied	7	Liberty	6
Kickoff Return Defense (131 ranked)	92	4	22.50	Colorado	0.00	Massachusetts	13.86
Kickoff Returns (128 ranked)	69	1	20.29	Miami (FL)	40.00	Liberty	20.29
Net Punting (131 ranked)	101	5	36.55	Houston	46.25	Notre Dame	43.60
Passes Had Intercepted (131 ranked)	124	6	7	8 teams tied	0	BYU Army West Point	1 1
Passes Intercepted (109 ranked)	10	1	6	Southern California	11	Liberty	6
Passing Offense (131 ranked)	102	3	203.8	Washington	368.8	BYU	296.5
Passing Yards Allowed (131 ranked)	54	5	211.2	Tulane	102.5	BYU	172.5
Passing Yards per Completion (131 ranked)	45	2	12.94	Navy	29.25	Army West Point	26.24
Punt Return Defense (131 ranked)	126	7	18.80	East Carolina	-12.33	Army West Point	-10.00
Punt Returns (131 ranked)	44	5	9.60	Kansas St.	93.00	Army West Point	17.00
Red Zone Defense (121 ranked)	10	1	0.667	UCF	0.400	Liberty	0.667
Red Zone Offense (131 ranked)	93	5	0.786	13 teams tied	1.000	Army West Point	1.000
Rushing Defense (131 ranked)	69	1	141.5	James Madison	26.3	Liberty	141.5
Rushing Offense (131 ranked)	38	2	192.5	Air Force	412.2	Army West Point	285.0
Sacks Allowed (131 ranked)	105	7	2.75	Oregon	0.00	Army West Point	1.00
Scoring Defense (131 ranked)	56	1	22.5	Iowa	5.8	Liberty	22.5
Scoring Offense (130 ranked)	92	3	26.8	Michigan	50.0	Army West Point	38.3
Tackles for Loss Allowed (131 ranked)	123	7	8.25	Georgia	1.75	Army West Point	3.67
Team Passing Efficiency (131 ranked)	116	4	109.81	Army West Point	243.20	Army West Point	243.20
Team Passing Efficiency Defense (131 ranked)	30	1	114.66	Illinois	74.22	Liberty	114.66
Team Sacks (131 ranked)	13	1	3.25	Arkansas	5.00	Liberty Notre Dame	3.25 3.25
Team Tackles for Loss (131 ranked)	11	1	8.2	James Madison	10.7	Liberty	8.2
Time of Possession (131 ranked)	57	3	30:29	Minnesota	40:33	Massachusetts	32:26
Total Defense (131 ranked)	56	2	352.8	Minnesota	187.8	BYU	324.8
Total Offense (131 ranked)	77	3	396.2	Tennessee	559.2	BYU	457.5
Turnover Margin (131 ranked)	40	1	0.50	Southern California	3.50	Liberty	0.50
Turnovers Gained (128 ranked)	4	1	12	Coastal Carolina Southern California	14 14	Liberty	12
Turnovers Lost (130 ranked)	118	6	10	Southern California	0	BYU	3
Winning Percentage (129 ranked)	22	1	0.750	21 teams tied	1.000	BYU Liberty	0.750 0.750

Statistic	Player	National Rank	Conference Rank	Value	National Leader	Value	Conference Leader	Value
All Purpose (198 ranked)	Demario Douglas	40	2	116.50	Evan Hull, Northwestern	181.00	Tyrell Robinson, Army West Point	138.00
	Dae Dae Hunter	85	4	96.75				
	Shedro Louis	173	6	77.50				
Blocked Kicks (2 ranked)					De'Von Fox, Temple	3		
Combined Kick Returns (198 ranked)	Demario Douglas	39	2	151	Key'Shawn Smith, Miami (FL)	401	Gregory Desrosiers, Massachusetts	190
	Shedro Louis	60	3	126				
Completion Percentage (128 ranked)	Kaidon Salter	108	3	0.556	J.J. McCarthy, Michigan	0.800	Jaren Hall, BYU	0.715
	Johnathan Bennett	127	5	0.417				
Completions Per Game (99 ranked)					Will Rogers, Mississippi St.	35.00	Jaren Hall, BYU	25.75
Field Goal Percentage (103 ranked)	Nick Brown	95	4	0.444	24 players tied	1.000	Blake Grupe, Notre Dame	0.750
Field Goals Per Game (126 ranked)	Nick Brown	63	1	1.00	John Hoyland, Wyoming	2.40	Nick Brown, Liberty	1.00
							Cameron Carson, Massachusetts	1.00
							Jacob Oldroyd, BYU	1.00
Forced Fumbles (73 ranked)	Kendy Charles	73	2	0.25	Jacoby Windmon, Michigan St.	1.25	Jordan Mahoney, Massachusetts	0.50
	Tyren Dupree	73	2	0.25				
	Durrell Johnson	73	2	0.25				
	Chris Megginson	73	2	0.25				
	Mike Smith, Jr.	73	2	0.25				
	Ahmad Walker	73	2	0.25				
Fumbles Recovered (16 ranked)	Javon Scruggs	1	1	2	15 players tied	2	Javon Scruggs, Liberty	2
	Dre Butler	16	2	1				
	Durrell Johnson	16	2	1				
	Robert Rahimi	16	2	1				
	Ahmad Walker	16	2	1				
Interceptions Per Game (110 ranked)	Robert Rahimi	14	1	0.5	Bentlee Sanders, Nevada	0.8	Jordan Mahoney, Massachusetts	0.5
	Durrell Johnson	110	7	0.2			Robert Rahimi, Liberty	0.5
	Quinton Reese	110	7	0.2				
	Kobe Singleton	110	7	0.2				
	Mike Smith, Jr.	110	7	0.2				
Kickoff Return TDs (1 ranked)					14 players tied	1		
Kickoff Returns (75 ranked)	Shedro Louis	25	1	25.2	Key'Shawn Smith, Miami (FL)	40.1	Shedro Louis, Liberty	25.2
	Demario Douglas	47	2	20.6				
Passes Defended (50 ranked)					Joey Porter Jr., Penn St.	2.2	Marquel Broughton, Army West Point	1.3
							Jabari Moore, Army West Point	1.3
Passing Efficiency (128 ranked)	Kaidon Salter	75	3	136.5	Max Duggan, TCU	216.0	Drew Pyne, Notre Dame	159.3
	Johnathan Bennett	128	5	71.8				
Passing TDs (93 ranked)	Kaidon Salter	93	3	4	Drake Maye, North Carolina	16	Jaren Hall, BYU	9
					Will Rogers, Mississippi St.	16		
					C.J. Stroud, Ohio St.	16		
Passing Yards (130 ranked)	Kaidon Salter	104	2	608	Michael Penix Jr., Washington	1,388	Jaren Hall, BYU	1,164
Passing Yards Per Game (130 ranked)	Kaidon Salter	85	2	202.7	Michael Penix Jr., Washington	347.0	Jaren Hall, BYU	291.0
Passing Yards per Completion (128 ranked)	Kaidon Salter	5	1	15.20	Davis Brin, Tulsa	15.88	Kaidon Salter, Liberty	15.20
	Johnathan Bennett	123	4	9.45				
Points Responsible For (169 ranked)	Kaidon Salter	102	2	40	Drake Maye, North Carolina	104	Jaren Hall, BYU	60
Points Responsible For Per Game (185 ranked)	Kaidon Salter	62	2	13.3	Sam Hartman, Wake Forest	26.0	Jaren Hall, BYU	15.0
					Drake Maye, North Carolina	26.0		
					Spencer Sanders, Oklahoma St.	26.0		
Punt Return TDs (2 ranked)					Quadric Bullard, UCF	2	Tyrell Robinson, Army West Point	1
Punt Returns (72 ranked)	Demario Douglas	32	4	9.6	Anthony Gould, Oregon St.	24.6	Tyrell Robinson, Army West Point	17.0
Punting (74 ranked)	Aidan Alves	47	3	42.2	Joe Doyle, Memphis	47.8	Jon Sot, Notre Dame	45.6
Receiving TDs (85 ranked)	Demario Douglas	20	1	4	Charlie Jones, Purdue	7	Demario Douglas, Liberty	4
					Will Sheppard, Vanderbilt	7		
					LaJohntay Wester, Fla. Atlantic	7		
Receiving Yards (199 ranked)	Demario Douglas	43	1	312	Rashee Rice, SMU	565	Demario Douglas, Liberty	312
Receiving Yards Per Game (199 ranked)	Demario Douglas	45	1	78.0	Rashee Rice, SMU	141.2	Demario Douglas, Liberty	78.0
Receptions Per Game (193 ranked)	Demario Douglas	70	2	5.0	Charlie Jones, Purdue	10.2	Michael Mayer, Notre Dame	5.5
Rush Yards Per Carry (151 ranked)	Dae Dae Hunter	34	2	5.91	Nicholas Singleton, Penn St.	8.95	Nate Carter, UConn	6.23
	Kaidon Salter	36	3	5.82				
Rushing TDs (78 ranked)	Dae Dae Hunter	78	3	3	Blake Corum, Michigan	9	Audric Estime, Notre Dame	4
							Tyhier Tyler, Army West Point	4
Rushing Yards (199 ranked)	Dae Dae Hunter	44	2	337	Chase Brown, Illinois	604	Nate Carter, UConn	405
	Kaidon Salter	110	7	221				
Rushing Yards Per Game (200 ranked)	Dae Dae Hunter	40	2	84.2	Chase Brown, Illinois	151.0	Nate Carter, UConn	101.2
	Kaidon Salter	60	4	73.7				
Sacks (94 ranked)	Durrell Johnson	21	1	0.88	Drew Sanders, Arkansas	1.38	Durrell Johnson, Liberty	0.88
	TreShaun Clark	30	2	0.75				
	Ahmad Walker	94	5	0.50				
Scoring (154 ranked)	Demario Douglas	146	3	6.5	Blake Corum, Michigan	13.5	Tyhier Tyler, Army West Point	8.0
Solo Tackles (43 ranked)					Power Echols, North Carolina	7.0	Chris Ojoh, New Mexico St.	5.2
Tackles For Loss (41 ranked)	Durrell Johnson	2	1	2.2	Ivan Pace Jr., Cincinnati	2.8	Durrell Johnson, Liberty	2.2
Total Interceptions (64 ranked)	Robert Rahimi	9	1	2	Bentlee Sanders, Nevada	4	Brandon Bouyer-Randle, UConn	2
	Durrell Johnson	64	4	1				
	Quinton Reese	64	4	1				
	Kobe Singleton	64	4	1				
	Mike Smith, Jr.	64	4	1				
							Jordan Mahoney, Massachusetts	2
							Robert Rahimi, Liberty	2



Total Offense (200 ranked)	Kaidon Salter Dae Dae Hunter Johnathan Bennett	44 178 198	2 11 12	276.3 84.2 72.3	Frank Harris, UTSA	368.0	Jaren Hall, BYU	310.8
Total Points Scored (149 ranked)	Demario Douglas	139	2	26	Blake Corum, Michigan	54	Jacob Oldroyd, BYU	27
Total Tackles (498 ranked)	Mike Smith, Jr. Ahmad Walker Javon Scruggs	64 127 230	4 9 15	8.0 7.0 6.0	Jason Henderson, Old Dominion	16.2	Jackson Mitchell, UConn	11.6
Total Touchdowns (134 ranked)	Demario Douglas Dae Dae Hunter	66 134	1 4	4 3	Blake Corum, Michigan	9	Demario Douglas, Liberty Audric Estime, Notre Dame Tyhier Tyler, Army West Point	4 4 4
Yards per Pass Attempt (128 ranked)	Kaidon Salter Johnathan Bennett	38 126	1 5	8.44 3.94	J.J. McCarthy, Michigan	11.55	Kaidon Salter, Liberty	8.44
Yards per Reception (200 ranked)	Demario Douglas Caleb Snead	114 142	2 4	15.60 14.67	Cyrus Allen, Louisiana Tech	25.33	Keanu Hill, BYU	20.21



2022-23 Liberty Football  
Game Results  
All games

Team Results

Date	Opponent		Score	Overall	Conf	Time	Attend
09/03/2022	at Southern Miss.	Wot4	29-27	1-0	0-0	5:04	24051
09/10/2022	UAB	W	21-14	2-0	0-0	3:07	18892
09/17/2022	at Wake Forest	L	36-37	2-1	0-0	3:35	32891
09/24/2022	Akron	W	21-12	3-1	0-0	3:23	20004



2022-23 Liberty Football  
Overall Team Statistics  
All games

Team Statistics

	LIB	OPP
<b>Scoring</b>	<b>107</b>	<b>90</b>
Points per game	26.8	22.5
Points Off Turnovers	13	34
<b>First Downs</b>	<b>81</b>	<b>69</b>
Rushing	37	26
Passing	38	33
Penalty	6	10
<b>Rushing Yardage</b>	<b>770</b>	<b>566</b>
Yards gained rushing	895	690
Yards lost rushing	125	124
Rushing attempts	165	151
Average per rush	4.7	3.7
Average per game	192.5	141.5
TDs Rushing	7	5
<b>Passing Yardage</b>	<b>815</b>	<b>845</b>
Comp-Att-Int	63-125-7	70-124-6
Average per pass	6.5	6.8
Average per catch	12.9	12.1
Average per game	203.8	211.3
TDs Passing	6	4
<b>Total offense</b>	<b>1585</b>	<b>1411</b>
Total plays	290	275
Average per play	5.5	5.1
Average per game	396.3	352.8
<b>Kick returns: #-Yards</b>	<b>14-284</b>	<b>6-135</b>
<b>Punt returns: #-Yards</b>	<b>5-48</b>	<b>5-94</b>
<b>Int returns: #-Yards</b>	<b>6-31</b>	<b>7-42</b>
<b>Kick return average</b>	<b>20.3</b>	<b>22.5</b>
<b>Punt return average</b>	<b>9.6</b>	<b>18.8</b>
<b>Int return average</b>	<b>5.2</b>	<b>6.0</b>
<b>Fumbles-Lost</b>	<b>6-3</b>	<b>7-6</b>
<b>Penalties-Yards</b>	<b>33-291</b>	<b>31-266</b>
Average per game	72.8	66.5
<b>Punts-Yards</b>	<b>20-845</b>	<b>20-769</b>
Average per punt	42.3	38.5
Net punt average	36.6	34.1
<b>Kickoffs-Yards</b>	<b>18-1129</b>	<b>20-1188</b>
Average per kick	62.7	59.4
Net kick average	38.5	37.9
<b>Time of possession / game</b>	<b>30:29</b>	<b>29:31</b>
<b>3rd-down conversion</b>	<b>22/65</b>	<b>19/58</b>
3rd-down pct	34%	33%
<b>4rd-down conversion</b>	<b>6/9</b>	<b>3/8</b>



2022-23 Liberty Football  
Overall Team Statistics  
All games

	LIB	OPP
4rd-down pct	67%	38%
<b>Sacks by-Yards</b>	<b>13-85</b>	<b>11-59</b>
<b>Misc Yards</b>	<b>0</b>	<b>0</b>
<b>Touchdowns scored</b>	<b>13</b>	<b>10</b>
<b>Field goals - attempts</b>	<b>4-9</b>	<b>7-9</b>
<b>On-Side kicks</b>	<b>0-0</b>	<b>0-0</b>
<b>Red-zone scores</b>	<b>(11-14) 79%</b>	<b>(12-18) 67%</b>
<b>Red-zone touchdowns</b>	<b>(8-14) 57%</b>	<b>(7-18) 39%</b>
<b>PAT-attempts</b>	<b>(11-11) 100%</b>	<b>(9-9) 100%</b>
<b>2-point conversion-attempts</b>	<b>(2-4) 50%</b>	<b>(0-2) 0%</b>
<b>Attendance</b>	<b>38896</b>	<b>56942</b>
Games / Avg per game	2/19448	2/28471
Neutral site games	-	0/0

Score by Periods

Team	1st	2nd	3rd	4th	OT	TOT
Liberty	7	32	22	41	5	107
Opponents	10	23	10	44	3	90



2022-23 Liberty Football  
Individual Statistics  
All games

**Rushing**

Player	gp	att	gain	loss	net	avg	td	lg	avg/g
Dae Dae Hunter	4	57	360	23	337	5.9	3	43	84.3
Shedro Louis	4	38	155	7	148	3.9	1	20	37.0
Kaidon Salter	3	38	258	37	221	5.8	2	43	73.7
Johnathan Bennett	3	18	81	53	28	1.6	1	18	9.3
Nate Hampton	2	6	20	0	20	3.3	0	7	10.0
Charlie Brewer	1	3	14	1	13	4.3	0	11	13.0
Malik Caper	3	2	2	3	-1	-0.5	0	2	-0.3
Michael Bollinger	4	1	2	0	2	2.0	0	2	0.5
Demario Douglas	4	1	3	0	3	3.0	0	3	0.8
Team	4	1	0	1	-1	-1.0	0	0	-0.3
<b>Total</b>	<b>4</b>	<b>165</b>	<b>895</b>	<b>125</b>	<b>770</b>	<b>4.7</b>	<b>7</b>	<b>43</b>	<b>192.5</b>
<b>Opponents</b>	<b>4</b>	<b>151</b>	<b>690</b>	<b>124</b>	<b>566</b>	<b>3.7</b>	<b>5</b>	<b>56</b>	<b>141.5</b>

**Punt Returns**

Player	no.	yds	avg	td	lg
Demario Douglas	5	48	9.6	0	28
<b>Total</b>	<b>5</b>	<b>48</b>	<b>9.6</b>	<b>0</b>	<b>28</b>
<b>Opponents</b>	<b>5</b>	<b>94</b>	<b>18.8</b>	<b>0</b>	<b>38</b>

**Interceptions**

Player	no.	yds	avg	td	lg
Robert Rahimi	2	0	0.0	0	0
Durrell Johnson	1	0	0.0	0	0
Quinton Reese	1	9	9.0	0	9
Kobe Singleton	1	0	0.0	0	0
Mike Smith, Jr.	1	22	22.0	0	22
<b>Total</b>	<b>6</b>	<b>31</b>	<b>5.2</b>	<b>0</b>	<b>22</b>
<b>Opponents</b>	<b>7</b>	<b>42</b>	<b>6.0</b>	<b>1</b>	<b>22</b>

**Passing**

Player	gp	effic	comp-att-int	pct	yds	td	lg	avg/g
Kaidon Salter	3	136.5	40-72-3	55.6	608	4	51	202.7
Johnathan Bennett	3	71.8	20-48-4	41.7	189	2	30	63.0
Charlie Brewer	1	112.8	3-4-0	75.0	18	0	11	18.0
Nate Hampton	2	0.0	0-1-0	0.0	0	0	0	0.0
<b>Total</b>	<b>4</b>	<b>109.8</b>	<b>63-125-7</b>	<b>50.4</b>	<b>815</b>	<b>6</b>	<b>51</b>	<b>203.8</b>
<b>Opponents</b>	<b>4</b>	<b>114.7</b>	<b>70-124-6</b>	<b>56.5</b>	<b>845</b>	<b>4</b>	<b>56</b>	<b>211.3</b>

**Kick Returns**

Player	no.	yds	avg	td	lg
Shedro Louis	5	126	25.2	0	32
Demario Douglas	5	103	20.6	0	35
Malik Caper	2	16	8.0	0	9
Treon Sibley	1	20	20.0	0	20
Dae Dae Hunter	1	19	19.0	0	19
<b>Total</b>	<b>14</b>	<b>284</b>	<b>20.3</b>	<b>0</b>	<b>35</b>
<b>Opponents</b>	<b>6</b>	<b>135</b>	<b>22.5</b>	<b>0</b>	<b>33</b>

**Receiving**

Player	gp	no.	yds	avg	td	lg	avg/g
Demario Douglas	4	20	312	15.6	4	51	78.0
Dae Dae Hunter	4	8	31	3.9	0	10	7.8
CJ Yarbrough	4	7	95	13.6	0	25	23.8
Caleb Snead	3	6	88	14.7	0	27	29.3
Noah Frith	4	5	97	19.4	0	46	24.3
Jaivian Lofton	4	5	46	9.2	0	13	11.5
Jerome Jackson	4	3	28	9.3	0	17	7.0
Shedro Louis	4	3	36	12.0	0	17	9.0
Khaleb Coleman	4	2	31	15.5	1	22	7.8
Michael Bollinger	4	1	4	4.0	0	4	1.0
Treon Sibley	4	1	30	30.0	1	30	7.5
Bentley Hanshaw	4	1	6	6.0	0	6	1.5
Cole Peterlin	1	1	11	11.0	0	11	11.0
<b>Total</b>	<b>4</b>	<b>63</b>	<b>815</b>	<b>12.9</b>	<b>6</b>	<b>51</b>	<b>203.8</b>
<b>Opponents</b>	<b>4</b>	<b>70</b>	<b>845</b>	<b>12.1</b>	<b>4</b>	<b>56</b>	<b>211.3</b>

**Fumble Returns**

Player	no.	yds	avg	td	lg
Javon Scruggs	2	0	0.0	0	0
Durrell Johnson	1	3	3.0	0	3
Dre Butler	1	0	0.0	0	0
Robert Rahimi	1	0	0.0	0	0
Ahmad Walker	1	0	0.0	0	0
<b>Total</b>	<b>6</b>	<b>3</b>	<b>0.5</b>	<b>0</b>	<b>3</b>
<b>Opponents</b>	<b>3</b>	<b>18</b>	<b>6.0</b>	<b>0</b>	<b>18</b>



2022-23 Liberty Football  
Individual Statistics  
All games

Scoring

Player	td	fg	PAT						pts
			kick	rush	rcv	pass	dxp	saf	
Demario Douglas	4	-	-	-	1	-	-	-	26
Nick Brown	-	4-9	11-11	-	-	-	-	-	23
Dae Dae Hunter	3	-	-	-	-	-	-	-	18
Kaidon Salter	2	-	-	-	-	2	-	-	12
Khaleb Coleman	1	-	-	-	-	-	-	-	6
Shedro Louis	1	-	-	-	-	-	-	-	6
Johnathan Bennett	1	-	-	-	-	-	-	-	6
Treon Sibley	1	-	-	-	-	-	-	-	6
Jerome Jackson	-	-	-	-	1	-	-	-	2
<b>Total</b>	<b>13</b>	<b>4-9</b>	<b>11-11</b>	<b>0</b>	<b>2</b>	<b>2</b>	<b>0</b>	<b>1</b>	<b>107</b>
<b>Opponents</b>	<b>10</b>	<b>7-9</b>	<b>9-9</b>	<b>0</b>	<b>0</b>	<b>0</b>	<b>0</b>	<b>0</b>	<b>90</b>

Total Offense

Player	g	plays	rush	pass	total	avg/g
Kaidon Salter	3	110	221	608	829	276.3
Dae Dae Hunter	4	57	337	0	337	84.3
Johnathan Bennett	3	66	28	189	217	72.3
Shedro Louis	4	38	148	0	148	37.0
Charlie Brewer	1	7	13	18	31	31.0
Nate Hampton	2	7	20	0	20	10.0
Demario Douglas	4	1	3	0	3	0.8
Michael Bollinger	4	1	2	0	2	0.5
Malik Caper	3	2	-1	0	-1	-0.3
Team	4	0	-1	0	-1	-0.3
<b>Total</b>	<b>4</b>	<b>290</b>	<b>770</b>	<b>815</b>	<b>1585</b>	<b>396.3</b>
<b>Opponents</b>	<b>4</b>	<b>275</b>	<b>566</b>	<b>845</b>	<b>1411</b>	<b>352.8</b>

Field Goals

Player	fg	pct.	01-19	20-29	30-39	40-49	50-99	lg	blk
Nick Brown	4-9	44.4	0-0	2-2	1-4	1-1	0-2	47	1
<b>Opponents</b>	<b>7-9</b>	<b>77.8</b>	<b>0-0</b>	<b>2-2</b>	<b>3-4</b>	<b>1-1</b>	<b>1-2</b>	<b>53</b>	<b>0</b>

Punting

Player	no.	yds	avg	lg	tb	fc	i20	50+	blk
Aidan Alves	20	845	42.3	64	1	7	8	2	0
<b>Total</b>	<b>20</b>	<b>845</b>	<b>42.3</b>	<b>64</b>	<b>1</b>	<b>7</b>	<b>8</b>	<b>2</b>	<b>0</b>
<b>Opponents</b>	<b>20</b>	<b>769</b>	<b>38.5</b>	<b>53</b>	<b>2</b>	<b>6</b>	<b>4</b>	<b>2</b>	<b>1</b>

FG Sequence

Team Name	Liberty	Opponents
Southern Miss.	(32),36,(26)	(39),34,(53)
UAB	37	
Wake Forest	52,(47),(28),53	(33),(27),(46)

Numbers in (parentheses) indicate field goal was made

Kickoffs

Player	no.	yds	avg	tb	ob	retn	net	ydln
Jason Stricker	18	1129	62.7	10	1			
<b>Total</b>	<b>18</b>	<b>1129</b>	<b>62.7</b>	<b>10</b>	<b>1</b>	<b>6</b>	<b>38.5</b>	<b>26</b>
<b>Opponents</b>	<b>20</b>	<b>1188</b>	<b>59.4</b>	<b>5</b>	<b>0</b>	<b>14</b>	<b>37.9</b>	<b>27</b>



2022-23 Liberty Football  
Individual Statistics  
All games

All Purpose

Player	g	rush	rcv	pr	kr	ir	total	avg/g
Demario Douglas	4	3	312	48	103	0	466	116.5
Dae Dae Hunter	4	337	31	0	19	0	387	96.8
Shedro Louis	4	148	36	0	126	0	310	77.5
Kaidon Salter	3	221	0	0	0	0	221	73.7
Noah Frith	4	0	97	0	0	0	97	24.3
CJ Yarbrough	4	0	95	0	0	0	95	23.8
Caleb Snead	3	0	88	0	0	0	88	29.3
Treon Sibley	4	0	30	0	20	0	50	12.5
Jaivian Lofton	4	0	46	0	0	0	46	11.5
Khaleb Coleman	4	0	31	0	0	0	31	7.8
Jerome Jackson	4	0	28	0	0	0	28	7.0
Johnathan Bennett	3	28	0	0	0	0	28	9.3
Mike Smith, Jr.	4	0	0	0	0	22	22	5.5
Nate Hampton	2	20	0	0	0	0	20	10.0
Malik Caper	3	-1	0	0	16	0	15	5.0
Charlie Brewer	1	13	0	0	0	0	13	13.0
Cole Peterlin	1	0	11	0	0	0	11	11.0
Quinton Reese	4	0	0	0	0	9	9	2.3
Bentley Hanshaw	4	0	6	0	0	0	6	1.5
Michael Bollinger	4	2	4	0	0	0	6	1.5
Team	4	-1	0	0	0	0	-1	-0.3
<b>Total</b>	<b>4</b>	<b>770</b>	<b>815</b>	<b>48</b>	<b>284</b>	<b>31</b>	<b>1948</b>	<b>487.0</b>
<b>Opponents</b>	<b>4</b>	<b>566</b>	<b>845</b>	<b>94</b>	<b>135</b>	<b>42</b>	<b>1682</b>	<b>420.5</b>



2022-23 Liberty Football  
Overall Defense Statistics  
All games

Team Defense

#	Player	gp	Tackles				tfl/yds	Sacks no-yds	Pass defense			Fumbles		blkd	
			ua	a	tot				int-yds	brup	qbh	fr-yds	ff	kick	saf
7	Mike Smith, Jr.	4	16	16	32	2.5-4	.	1-22	1	.	.	1	.	.	
34	Ahmad Walker	4	13	15	28	4.5-14	2-7	.	1	1	1-0	1	.	.	
1	Javon Scruggs	3	6	12	18	0.5-2	.	.	.	.	2-0	.	.	.	
6	Robert Rahimi	4	10	8	18	.	.	2-0	.	.	1-0	.	.	.	
11	Durrell Johnson	4	13	4	17	9-35	3.5-27	1-0	2	2	1-3	1	.	.	
91	Kendy Charles	4	8	8	16	3.5-14	1.5-12	.	.	2	.	1	.	.	
10	TreShaun Clark	4	6	10	16	3.5-22	3-21	.	.	.	.	.	.	.	
90	Dennis Osagiede	4	3	12	15	3-13	1.5-11	.	.	1	.	.	.	.	
24	Aakil Washington	4	2	11	13	0.5-2	.	.	.	.	.	.	.	.	
35	Tyren Dupree	4	7	6	13	.	.	.	.	.	.	1	.	.	
20	Kobe Singleton	4	10	3	13	.	.	1-0	1	.	.	.	.	.	
5	Dre Butler	4	6	6	12	.	.	.	.	1	1-0	.	.	.	
16	Quinton Reese	4	8	3	11	2-4	.	1-9	.	.	.	.	.	.	
4	Chris Megginson	4	9	2	11	1-2	.	.	2	.	.	1	.	.	
8	Daijahn Anthony	3	5	3	8	0.5-1	.	.	1	.	.	.	.	.	
26	Amarian Williams	4	3	3	6	.	.	.	.	.	.	.	.	.	
9	Juawan Treadwell	4	6	.	6	1-5	.	.	2	.	.	.	.	.	
3	Stephen Sings V	4	2	3	5	1.5-7	1.5-7	.	.	.	.	.	.	.	
15	Brylan Green	4	1	3	4	.	.	.	1	.	.	.	.	.	
29	A'Khor Jones	2	1	1	2	.	.	.	.	.	.	.	.	.	
0	Dae Dae Hunter	4	2	.	2	.	.	.	.	.	.	.	.	.	
0	Jerome Jolly, Jr.	3	1	1	2	.	.	.	.	.	.	.	1	.	
94	Jay Hardy	4	.	2	2	.	.	.	.	1	.	.	.	.	
27	Micah Glaize	4	1	.	1	.	.	.	.	.	.	.	.	.	
13	Jaylon Jimmerson	4	1	.	1	.	.	.	.	.	.	.	.	.	
99	Bryce Dixon	1	1	.	1	.	.	.	.	.	.	.	.	.	
90	Jason Stricker	4	1	.	1	.	.	.	.	.	.	.	.	.	
77	Khristian Zachary	4	1	.	1	.	.	.	.	1	.	.	.	.	
41	Austin Mock	4	1	.	1	.	.	.	.	.	.	.	.	.	
<b>Totals</b>		<b>4</b>	<b>145</b>	<b>132</b>	<b>277</b>	<b>33-125</b>	<b>13-85</b>	<b>6-31</b>	<b>11</b>	<b>9</b>	<b>6-3</b>	<b>6</b>	<b>1</b>	<b>1</b>	
Opponents		4	167	110	277	33-108	11-59	7-42	15	11	3-18	5	1	0	





**2022-23 Liberty Football  
Games Played  
All games**

##	Player	GP-GS	USM	UAB	Wake	UA
0	Jerome Jolly, Jr.	3/0	XXX	XXX	XXX	...
0	Dae Dae Hunter	4/4	START	START	START	START
1	Javon Scruggs	3/3	START	START	...	START
1	Shedro Louis	4/0	XXX	XXX	XXX	XXX
2	TJ Green	0/0	...	...	...	...
2	Kaci Seegars	0/0	...	...	...	...
3	Demario Douglas	4/4	START	START	START	START
3	Stephen Sings V	4/0	XXX	XXX	XXX	XXX
4	Chris Megginson	4/4	START	START	START	START
4	CJ Daniels	0/0	...	...	...	...
5	Noah Frith	4/4	START	START	START	START
5	Dre Butler	4/0	XXX	XXX	XXX	XXX
6	Jaivian Lofton	4/0	XXX	XXX	XXX	XXX
6	Robert Rahimi	4/4	START	START	START	START
7	Kaidon Salter	3/2	XXX	START	START	...
7	Mike Smith, Jr.	4/4	START	START	START	START
8	Caleb Snead	3/3	START	START	START	...
8	Daijahn Anthony	3/0	XXX	...	XXX	XXX
9	Juawan Treadwell	4/1	XXX	XXX	START	XXX
9	Sean Brown	0/0	...	...	...	...
10	TreShaun Clark	4/4	START	START	START	START
10	Nate Hampton	2/0	...	XXX	...	XXX
11	Johnathan Bennett	3/1	XXX	...	XXX	START
11	Durrell Johnson	4/4	START	START	START	START
12	Maurice Freeman II	2/0	...	XXX	...	XXX
12	Zak Burnett	0/0	...	...	...	...
13	CJ Yarbrough	4/0	XXX	XXX	XXX	XXX
13	Jaylon Jimmerson	4/0	XXX	XXX	XXX	XXX
14	Deon Biggins	4/0	XXX	XXX	XXX	XXX
14	Kylen Austin	0/0	...	...	...	...
15	Bentley Hanshaw	4/0	XXX	XXX	XXX	XXX
15	Brylan Green	4/0	XXX	XXX	XXX	XXX
16	Charlie Brewer	1/1	START	...	...	...
16	Quinton Reese	4/4	START	START	START	START
17	Khaleb Coleman	4/0	XXX	XXX	XXX	XXX
17	Rashaud Pernell	0/0	...	...	...	...
18	Dexter Ricks, Jr.	0/0	...	...	...	...
19	Brody Brumm	1/0	XXX	...	...	...
19	Miyon Conaway	0/0	...	...	...	...
20	Kobe Singleton	4/2	START	XXX	XXX	START
21	Treon Sibley	4/1	XXX	XXX	XXX	START
21	Sam Guridy	0/0	...	...	...	...
22	Coleman Baker	0/0	...	...	...	...
22	Jayden Sweeney	0/0	...	...	...	...
23	Malik Caper	3/0	...	XXX	XXX	XXX
24	Aakil Washington	4/0	XXX	XXX	XXX	XXX
25	Antwon Jackson	0/0	...	...	...	...
26	Amarian Williams	4/2	XXX	START	START	XXX
27	Micah Glaize	4/0	XXX	XXX	XXX	XXX
28	Justin Gipson	0/0	...	...	...	...
28	Preston Hodge	3/0	...	XXX	XXX	XXX
29	A'Khor Jones	2/0	...	...	XXX	XXX
30	Michael Bollinger	4/0	XXX	XXX	XXX	XXX
30	Jordan Norwood	0/0	...	...	...	...
31	Tim Coutras	3/0	...	XXX	XXX	XXX
31	Cole Peterlin	1/0	...	XXX	...	...
32	Elijah Auguste	0/0	...	...	...	...
33	Kyle Hanks	0/0	...	...	...	...
33	Lawrence Brown	0/0	...	...	...	...
34	Ahmad Walker	4/4	START	START	START	START



**2022-23 Liberty Football  
Games Played  
All games**

##	Player	GP-GS	USM	UAB	Wake	UA
35	Tyren Dupree	4/0	XXX	XXX	XXX	XXX
36	Daniel Darko	2/0	XXX	...	...	XXX
37	Max Morgan	0/0	...	...	...	...
37	Owen McCone	0/0	...	...	...	...
38	Tre Lawing	0/0	...	...	...	...
38	Jaylin Belford	0/0	...	...	...	...
39	Russian Williams	0/0	...	...	...	...
40	Caleb Williams	0/0	...	...	...	...
41	Austin Mock	4/0	XXX	XXX	XXX	XXX
42	Nick Brown	4/0	XXX	XXX	XXX	XXX
43	Joseph Carter	0/0	...	...	...	...
44	Ike Okoye	0/0	...	...	...	...
45	Jackson Shirer	0/0	...	...	...	...
46	Aidan Alves	4/0	XXX	XXX	XXX	XXX
47	Austin Turner	1/0	...	...	XXX	...
48	Rashad Whitehead	0/0	...	...	...	...
50	Chase Mitchell	2/0	XXX	XXX	...	...
51	Harrison Hayes	1/0	...	...	XXX	...
52	Jonathan Graham	4/1	XXX	XXX	XXX	START
53	Phillip Doss	0/0	...	...	...	...
54	Caeden Callahan	0/0	...	...	...	...
55	Brendan Schlittler	4/4	START	START	START	START
56	Will Buchanan	1/0	...	...	XXX	...
57	Carl Poole	0/0	...	...	...	...
60	Cam Reddy	4/4	START	START	START	START
63	Tommy Harley	0/0	...	...	...	...
64	Jacob Bodden	3/3	START	START	START	...
65	Naasir Watkins	3/3	START	START	START	...
68	Hunter Porterfield	0/0	...	...	...	...
70	Reggie Young	4/0	XXX	XXX	XXX	XXX
73	X'Zauvea Gadlin	4/4	START	START	START	START
74	Jacob Lecates	0/0	...	...	...	...
75	Mason Bundy	1/0	...	...	...	XXX
77	Cooper McCaw	4/1	XXX	XXX	XXX	START
77	Khristian Zachary	4/0	XXX	XXX	XXX	XXX
78	Brian Hannibal	0/0	...	...	...	...
79	John Kourtis	4/0	XXX	XXX	XXX	XXX
81	Markel Fortenberry	0/0	...	...	...	...
82	D'Wayne Crawford	0/0	...	...	...	...
83	Austin Henderson	4/0	XXX	XXX	XXX	XXX
84	Teigan Martin	0/0	...	...	...	...
85	Brayden Beck	0/0	...	...	...	...
85	Mark Hutzel	0/0	...	...	...	...
86	Eddie Ogle	4/0	XXX	XXX	XXX	XXX
87	Brayden Monday	0/0	...	...	...	...
88	Jerome Jackson	4/4	START	START	START	START
90	Jason Stricker	4/0	XXX	XXX	XXX	XXX
90	Dennis Osagiede	4/3	XXX	START	START	START
91	Kendy Charles	4/4	START	START	START	START
92	Chris Boti	0/0	...	...	...	...
94	Jay Hardy	4/1	START	XXX	XXX	XXX
95	Teagen Lenderink	0/0	...	...	...	...
97	Marquise Brunson	1/0	...	...	...	XXX
98	CJ Bazile, Jr.	0/0	...	...	...	...
99	Bryce Dixon	1/0	...	XXX	...	...



2022-23 Liberty Football  
Passing Game-by-Game  
All games

#7 Kaidon Salter	Comp	Att	Int	Pct	Yards	TD	Long	Sacked	Effic.
Southern Miss.	8	13	1	61.5	148	2	51	0-0	192.6
UAB	13	25	0	52.0	202	0	46	2-8	119.9
Wake Forest	19	34	2	55.9	258	2	38	4-21	127.3
<b>Totals</b>	<b>40</b>	<b>72</b>	<b>3</b>	<b>55.6</b>	<b>608</b>	<b>4</b>	<b>51</b>	<b>6-29</b>	<b>136.5</b>

#10 Nate Hampton	Comp	Att	Int	Pct	Yards	TD	Long	Sacked	Effic.
Akron	0	1	0	0.0	0	0	0	0-0	0.0
<b>Totals</b>	<b>0</b>	<b>1</b>	<b>0</b>	<b>0.0</b>	<b>0</b>	<b>0</b>	<b>0</b>	<b>0-0</b>	<b>0.0</b>

#11 Johnathan Bennett	Comp	Att	Int	Pct	Yards	TD	Long	Sacked	Effic.
Southern Miss.	7	18	2	38.9	37	0	12	2-23	33.9
Wake Forest	0	3	1	0.0	0	0	0	1-9	-66.7
Akron	13	27	1	48.1	152	2	30	2-7	112.5
<b>Totals</b>	<b>20</b>	<b>48</b>	<b>4</b>	<b>41.7</b>	<b>189</b>	<b>2</b>	<b>30</b>	<b>5-39</b>	<b>71.8</b>

#16 Charlie Brewer	Comp	Att	Int	Pct	Yards	TD	Long	Sacked	Effic.
Southern Miss.	3	4	0	75.0	18	0	11	0-0	112.8
<b>Totals</b>	<b>3</b>	<b>4</b>	<b>0</b>	<b>75.0</b>	<b>18</b>	<b>0</b>	<b>11</b>	<b>0-0</b>	<b>112.8</b>



2022-23 Liberty Football  
Rushing/Receiving Game-by-Game  
All games

**Rushing**

Player	No-Yds/TD	USM	UAB	Wake	UA
Dae Dae Hunter	57-337/3	11-62/0	10-64/1	18-93/1	18-118/1
Kaidon Salter	38-221/2	9-65/0	14-79/1	15-77/1	DNP
Shedro Louis	38-148/1	13-55/0	13-45/1	6-20/0	6-28/0
Johnathan Bennett	18-28/1	11-46/1	DNP	1--9/0	6--9/0
Nate Hampton	6-20/0	DNP	1-1/0	DNP	5-19/0
Charlie Brewer	3-13/0	3-13/0	DNP	DNP	DNP
Malik Caper	2--1/0	DNP	2--1/0	-	-
Demario Douglas	1-3/0	1-3/0	-	-	-
Michael Bollinger	1-2/0	-	-	-	1-2/0

**Receiving**

Player	No-Yds/TD	USM	UAB	Wake	UA
Demario Douglas	20-312/4	5-97/2	3-51/0	7-124/2	5-40/0
Dae Dae Hunter	8-31/0	1-2/0	2-8/0	5-21/0	-
CJ Yarbrough	7-95/0	3-36/0	1-19/0	2-36/0	1-4/0
Caleb Snead	6-88/0	3-29/0	-	3-59/0	DNP
Noah Frith	5-97/0	2-13/0	2-75/0	1-9/0	-
Jaivian Lofton	5-46/0	1--1/0	-	-	4-47/0
Shedro Louis	3-36/0	-	3-36/0	-	-
Jerome Jackson	3-28/0	1-17/0	1-2/0	1-9/0	-
Khaleb Coleman	2-31/1	-	-	-	2-31/1
Treon Sibley	1-30/1	-	-	-	1-30/1
Cole Peterlin	1-11/0	DNP	1-11/0	DNP	DNP
Bentley Hanshaw	1-6/0	1-6/0	-	-	-
Michael Bollinger	1-4/0	1-4/0	-	-	-



2022-23 Liberty Football  
Total Tackles Game-by-Game  
All games

**Total Tackles**

Player	S-A	Total	USM	UAB	Wake	UA
Mike Smith, Jr.	16-16	32	4-4	3-2	6-4	3-6
Ahmad Walker	13-15	28	4-4	3-2	2-4	4-5
Robert Rahimi	10-8	18	1-3	5-1	4-1	0-3
Javon Scruggs	6-12	18	2-5	3-3	DNP	1-4
Durrell Johnson	13-4	17	4-1	4-1	1-1	4-1
Kendy Charles	8-8	16	3-3	3-1	1-1	1-3
TreShaun Clark	6-10	16	1-3	4-1	0-2	1-4
Dennis Osagiede	3-12	15	1-4	2-1	0-2	0-5
Kobe Singleton	10-3	13	2-1	2-0	3-1	3-1
Tyren Dupree	7-6	13	3-1	0-1	-	4-4
Aakil Washington	2-11	13	0-3	0-2	2-0	0-6
Dre Butler	6-6	12	4-3	1-2	1-0	0-1
Chris Megginson	9-2	11	0-1	3-0	2-1	4-0
Quinton Reese	8-3	11	2-1	-	6-0	0-2
Daijahn Anthony	5-3	8	1-0	DNP	2-0	2-3
Juawan Treadwell	6-0	6	-	2-0	4-0	-
Amarian Williams	3-3	6	0-1	2-2	1-0	-
Stephen Sings V	2-3	5	1-1	1-0	0-1	0-1
Brylan Green	1-3	4	-	1-0	-	0-3
Dae Dae Hunter	2-0	2	-	-	1-0	1-0
Jerome Jolly, Jr.	1-1	2	0-1	1-0	-	DNP
A'Khor Jones	1-1	2	DNP	DNP	1-0	0-1
Jay Hardy	0-2	2	-	0-1	-	0-1
Austin Mock	1-0	1	-	-	-	1-0
Khristian Zachary	1-0	1	1-0	-	-	-
Jason Stricker	1-0	1	-	1-0	-	-
Micah Glaize	1-0	1	-	1-0	-	-
Jaylon Jimmerson	1-0	1	-	1-0	-	-
Bryce Dixon	1-0	1	DNP	1-0	DNP	DNP



**2022-23 Liberty Football  
Sacks Game-by-Game  
All games**

<b>Player</b>	<b>UA-A</b>	<b>Total</b>	<b>USM</b>	<b>UAB</b>	<b>Wake</b>	<b>UA</b>
Durrell Johnson	3-1	3.5	-	1-10	-	2.5-17
TreShaun Clark	2-2	3	-	1.5-9	-	1.5-12
Ahmad Walker	2-0	2	-	-	2-7	-
Stephen Sings V	1-1	1.5	1-6	-	0.5-1	-
Dennis Osagiede	1-1	1.5	-	1-8	-	0.5-3
Kendy Charles	0-3	1.5	-	0.5-4	0.5-2	0.5-6



2022-23 Liberty Football  
Tackles For Loss Game-by-Game  
All games

Player	UA-A	Total	USM	UAB	Wake	UA
Durrell Johnson	8-2	9.0	2.0-2	3.0-13	0.5-1	3.5-19
Ahmad Walker	3-3	4.5	1.0-3	0.5-2	2.5-8	0.5-1
TreShaun Clark	2-3	3.5	-	1.5-9	0.5-1	1.5-12
Kendy Charles	2-3	3.5	1.0-1	0.5-4	1.5-3	0.5-6
Dennis Osagiede	2-2	3.0	1.0-1	1.5-9	-	0.5-3
Mike Smith, Jr.	2-1	2.5	-	-	2.5-4	-
Quinton Reese	2-0	2.0	1.0-2	-	1.0-2	-
Stephen Sings V	1-1	1.5	1.0-6	-	0.5-1	-
Chris Megginson	1-0	1.0	-	1.0-2	-	-
Juawan Treadwell	1-0	1.0	-	1.0-5	-	-
Javon Scruggs	0-1	0.5	-	0.5-2	DNP	-
Daijahn Anthony	0-1	0.5	-	DNP	-	0.5-1
Aakil Washington	0-1	0.5	-	0.5-2	-	-



**2022-23 Liberty Football  
Team Game-by-Game  
All games**

Date	Opponent	Rushing				Receiving				Passing				Kick Returns				Punt Returns				tot off		
		no.	yds	td	lg	no.	yds	td	lg	cmp	att	int	yds	td	lg	no.	yds	td	lg	no.	yds		td	lg
09/03/2022	at Southern Miss.	48	244	1	28	18	203	2	51	18	35	3	203	2	51	3	72	0	32	1	5	0	5	447
09/10/2022	UAB	40	188	3	35	13	202	0	46	13	25	0	202	0	46	1	32	0	32	2	34	0	28	390
09/17/2022	at Wake Forest	40	181	2	43	19	258	2	38	19	37	3	258	2	38	7	114	0	35	0	0	0	0	439
09/24/2022	Akron	37	157	1	31	13	152	2	30	13	28	1	152	2	30	3	66	0	24	2	9	0	9	309
<b>Liberty</b>		<b>165</b>	<b>770</b>	<b>7</b>	<b>43</b>	<b>63</b>	<b>815</b>	<b>6</b>	<b>51</b>	<b>63</b>	<b>125</b>	<b>7</b>	<b>815</b>	<b>6</b>	<b>51</b>	<b>14</b>	<b>284</b>	<b>0</b>	<b>35</b>	<b>5</b>	<b>48</b>	<b>0</b>	<b>28</b>	<b>1585</b>
<b>Opponents</b>		<b>151</b>	<b>566</b>	<b>5</b>	<b>56</b>	<b>70</b>	<b>845</b>	<b>4</b>	<b>56</b>	<b>70</b>	<b>124</b>	<b>6</b>	<b>845</b>	<b>4</b>	<b>56</b>	<b>6</b>	<b>135</b>	<b>0</b>	<b>33</b>	<b>5</b>	<b>94</b>	<b>0</b>	<b>38</b>	<b>1411</b>

**Liberty Averages**

Games	Avg/ rush	Avg/ catch	Pass effic	KR avg	PR avg	All purpose avg/game	Total offense avg/game
4	4.7	12.9	109.8	20.3	9.6	487.0	396.3

Date	Opponent	Tackles				Sacks	Fumble	Pass Defense			blkd	PAT attempts			off			
		ua	a	total	tfl-yds	no-yds	ff	fr-yds	int-yds	qbh	brup	kick	kick	rush	rcv	saf	t/o	pts
09/03/2022	at Southern Miss.	34	40	74	7.0-15	1-6	1	2-3	3-22	0	2	0	3-3	0	1	0	10	29
09/10/2022	UAB	44	20	64	10.0-48	4-31	4	4-0	0-0	2	1	0	3-3	0	0	0	0	21
09/17/2022	at Wake Forest	38	18	56	9.0-20	3-10	0	0-0	2-9	0	5	1	2-2	0	1	1	3	36
09/24/2022	Akron	29	54	83	7.0-42	5-38	1	0-0	1-0	7	3	0	3-3	0	0	0	0	21
<b>Liberty</b>		<b>145</b>	<b>132</b>	<b>277</b>	<b>33.0-125</b>	<b>13-85</b>	<b>6</b>	<b>6-3</b>	<b>6-31</b>	<b>9</b>	<b>11</b>	<b>1</b>	<b>11-11</b>	<b>0</b>	<b>2</b>	<b>1</b>	<b>13</b>	<b>107</b>
<b>Opponents</b>		<b>167</b>	<b>110</b>	<b>277</b>	<b>33.0-108</b>	<b>11-59</b>	<b>5</b>	<b>3-18</b>	<b>7-42</b>	<b>11</b>	<b>15</b>	<b>1</b>	<b>9-9</b>	<b>0</b>	<b>0</b>	<b>0</b>	<b>34</b>	<b>90</b>

Date	Opponent	Punting										Field Goals			Kickoffs			
		no.	yds	avg	long	blkd	tb	fc	50+	i20	md-att	long	blkd	no.	yds	avg	tb	ob
09/03/2022	at Southern Miss.	5	217	43.4	59	0	1	3	1	2	2-3	32	0	5	298	59.6	1	1
09/10/2022	UAB	7	261	37.3	44	0	0	2	0	3	0-1	0	0	4	247	61.8	1	0
09/17/2022	at Wake Forest	2	84	42.0	48	0	0	1	0	1	2-4	47	0	5	325	65.0	5	0
09/24/2022	Akron	6	283	47.2	64	0	0	1	1	2	0-1	0	1	4	259	64.8	3	0
<b>Liberty</b>		<b>20</b>	<b>845</b>	<b>42.3</b>	<b>64</b>	<b>0</b>	<b>1</b>	<b>7</b>	<b>2</b>	<b>8</b>	<b>4-9</b>	<b>47</b>	<b>1</b>	<b>18</b>	<b>1129</b>	<b>62.7</b>	<b>10</b>	<b>1</b>
<b>Opponents</b>		<b>20</b>	<b>769</b>	<b>38.5</b>	<b>53</b>	<b>1</b>	<b>2</b>	<b>6</b>	<b>2</b>	<b>4</b>	<b>7-9</b>	<b>53</b>	<b>0</b>	<b>20</b>	<b>1188</b>	<b>59.4</b>	<b>5</b>	<b>0</b>





**2022-23 Liberty Football  
Opponents Game-by-Game  
All games**

Date	Opponent	Rushing				Receiving				Passing				Kick Returns				Punt Returns				tot off		
		no.	yds	td	lg	no.	yds	td	lg	cmp	att	int	yds	td	lg	no.	yds	td	lg	no.	yds		td	lg
09/03/2022	at Southern Miss.	54	252	2	46	5	137	0	48	5	13	3	137	0	48	2	38	0	21	0	0	0	0	389
09/10/2022	UAB	43	241	2	56	10	114	0	56	10	15	0	114	0	56	3	67	0	33	1	4	0	4	355
09/17/2022	at Wake Forest	26	21	1	13	26	325	3	42	26	44	2	325	3	42	0	0	0	0	1	38	0	38	346
09/24/2022	Akron	28	52	0	11	29	269	1	41	29	52	1	269	1	41	1	30	0	30	3	52	0	38	321
<b>Opponents</b>		<b>151</b>	<b>566</b>	<b>5</b>	<b>56</b>	<b>70</b>	<b>845</b>	<b>4</b>	<b>56</b>	<b>70</b>	<b>124</b>	<b>6</b>	<b>845</b>	<b>4</b>	<b>56</b>	<b>6</b>	<b>135</b>	<b>0</b>	<b>33</b>	<b>5</b>	<b>94</b>	<b>0</b>	<b>38</b>	<b>1411</b>
<b>Liberty</b>		<b>165</b>	<b>770</b>	<b>7</b>	<b>43</b>	<b>63</b>	<b>815</b>	<b>6</b>	<b>51</b>	<b>63</b>	<b>125</b>	<b>7</b>	<b>815</b>	<b>6</b>	<b>51</b>	<b>14</b>	<b>284</b>	<b>0</b>	<b>35</b>	<b>5</b>	<b>48</b>	<b>0</b>	<b>28</b>	<b>1585</b>

**Opponents Averages**

Games	Avg/ rush	Avg/ catch	Pass effic	KR avg	PR avg	All purpose avg/game	Total offense avg/game
4	3.7	12.1	114.7	22.5	18.8	420.5	352.8

Date	Opponent	Tackles			Sacks	Fumble	Pass Defense			blkd	PAT attempts			off				
		ua	a	total	tfl-yds	no-yds	ff	fr-yds	int-yds	qbh	brup	kick	kick	rush	rcv	saf	t/o	pts
09/03/2022	at Southern Miss.	53	14	67	11.0-30	2-14	1	0-0	3-22	3	5	0	3-3	0	0	0	14	27
09/10/2022	UAB	38	26	64	8.0-19	2-8	1	1-0	0-0	2	3	0	2-2	0	0	0	7	14
09/17/2022	at Wake Forest	47	34	81	9.0-43	5-30	2	1-18	3-0	3	5	0	4-4	0	0	0	7	37
09/24/2022	Akron	29	36	65	5.0-16	2-7	1	1-0	1-20	3	2	1	0-0	0	0	0	6	12
<b>Opponents</b>		<b>167</b>	<b>110</b>	<b>277</b>	<b>33.0-108</b>	<b>11-59</b>	<b>5</b>	<b>3-18</b>	<b>7-42</b>	<b>11</b>	<b>15</b>	<b>1</b>	<b>9-9</b>	<b>0</b>	<b>0</b>	<b>0</b>	<b>34</b>	<b>90</b>
<b>Liberty</b>		<b>145</b>	<b>132</b>	<b>277</b>	<b>33.0-125</b>	<b>13-85</b>	<b>6</b>	<b>6-3</b>	<b>6-31</b>	<b>9</b>	<b>11</b>	<b>1</b>	<b>11-11</b>	<b>0</b>	<b>2</b>	<b>1</b>	<b>13</b>	<b>107</b>

Date	Opponent	Punting										Field Goals			Kickoffs			
		no.	yds	avg	long	blkd	tb	fc	50+	i20	md-att	long	blkd	no.	yds	avg	tb	ob
09/03/2022	at Southern Miss.	4	165	41.3	51	0	0	2	1	2	2-3	53	0	5	325	65.0	2	0
09/10/2022	UAB	6	275	45.8	53	0	2	1	1	1	0-0	0	0	3	189	63.0	1	0
09/17/2022	at Wake Forest	4	107	26.8	46	1	0	1	0	0	3-3	46	0	9	490	54.4	2	0
09/24/2022	Akron	6	222	37.0	45	0	0	2	0	1	2-3	34	0	3	184	61.3	0	0
<b>Opponents</b>		<b>20</b>	<b>769</b>	<b>38.5</b>	<b>53</b>	<b>1</b>	<b>2</b>	<b>6</b>	<b>2</b>	<b>4</b>	<b>7-9</b>	<b>53</b>	<b>0</b>	<b>20</b>	<b>1188</b>	<b>59.4</b>	<b>5</b>	<b>0</b>
<b>Liberty</b>		<b>20</b>	<b>845</b>	<b>42.3</b>	<b>64</b>	<b>0</b>	<b>1</b>	<b>7</b>	<b>2</b>	<b>8</b>	<b>4-9</b>	<b>47</b>	<b>1</b>	<b>18</b>	<b>1129</b>	<b>62.7</b>	<b>10</b>	<b>1</b>



**2022-23 Liberty Football  
Team Game-by-Game Comparison  
All games**

Opponent	Score	First Downs				Pen	Rushing Number-Yards	Passing		Total Offense Plays-Yards	Return Yards	Turn- Overs
		Total	Rush	Pass	Comp-Att.-Int			Yards				
Southern Miss.	29-27	23 / 19	12 / 11	8 / 4	3 / 4	48-244 / 54-252	18-35-3 / 5-13-3	203 / 137	83-447 / 67-389	102 / 60	3 / 5	
UAB	21-14	18 / 15	10 / 9	8 / 4	0 / 2	40-188 / 43-241	13-25-0 / 10-15-0	202 / 114	65-390 / 58-355	66 / 71	1 / 4	
Wake Forest	36-37	22 / 16	8 / 2	12 / 11	2 / 3	40-181 / 26-21	19-37-3 / 26-44-2	258 / 325	77-439 / 70-346	123 / 56	4 / 2	
Akron	21-12	18 / 19	7 / 4	10 / 14	1 / 1	37-157 / 28-52	13-28-1 / 29-52-1	152 / 269	65-309 / 80-321	75 / 102	2 / 1	
<b>Totals</b>	<b>107-90</b>	<b>81 / 69</b>	<b>37 / 26</b>	<b>38 / 33</b>	<b>6 / 10</b>	<b>165-770 / 151-566</b>	<b>63-125-7 / 70-124-6</b>	<b>815 / 845</b>	<b>290-1585 / 275-1411</b>	<b>366 / 289</b>	<b>10 / 12</b>	

Opponents	3rd Down Conversion	4th Down Conversion	Time of Possession	TOP Margin	Avg Yds/Rush	Avg Yds/Pass	Avg Yds/Play	Punting Number-Avg	Penalties Number-Yards	Sacks
Southern Miss.	8-20 / 3-12	1-3 / 0-1	29:06 / 30:54	-01:48	5.1 / 4.7	5.8 / 10.5	5.4 / 5.8	5-43.4 / 4-41.3	12-107.0 / 10-77.0	1 / 2
UAB	3-12 / 4-12	0-0 / 1-2	28:31 / 31:29	-02:58	4.7 / 5.6	8.1 / 7.6	6.0 / 6.1	7-37.3 / 6-45.8	8-84.0 / 5-40.0	4 / 2
Wake Forest	4-17 / 6-16	4-5 / 1-2	35:28 / 24:32	10:56	4.5 / 0.8	7.0 / 7.4	5.7 / 4.9	2-42.0 / 4-26.8	5-41.0 / 8-70.0	3 / 5
Akron	7-16 / 6-18	1-1 / 1-3	28:52 / 31:08	-02:16	4.2 / 1.9	5.4 / 5.2	4.8 / 4.0	6-47.2 / 6-37.0	8-59.0 / 8-79.0	5 / 2
<b>Totals</b>	<b>22-65 / 19-58</b>	<b>6-9 / 3-8</b>	<b>121:57 / 118:03</b>	<b>03:54</b>	<b>4.7 / 3.7</b>	<b>6.5 / 6.8</b>	<b>5.5 / 5.1</b>	<b>20-42.3 / 20-38.5</b>	<b>33-291.0 / 31-266.0</b>	<b>13 / 11</b>

Note: Game totals are displayed in the format TEAM/OPPONENT for each category



**2022-23 Liberty Football  
Individual Game Highs  
All games**

**Liberty - Individual Game Highs**

<b>RUSHES</b>	18	Dae Dae Hunter vs Akron (09/24/2022)
	18	Dae Dae Hunter at Wake Forest (09/17/2022)
<b>YARDS RUSHING</b>	118	Dae Dae Hunter vs Akron (09/24/2022)
<b>TD RUSHES</b>	1	Dae Dae Hunter vs Akron (09/24/2022)
	1	Dae Dae Hunter at Wake Forest (09/17/2022)
	1	Kaidon Salter at Wake Forest (09/17/2022)
	1	Kaidon Salter vs UAB (09/10/2022)
	1	Dae Dae Hunter vs UAB (09/10/2022)
	1	Shedro Louis vs UAB (09/10/2022)
	1	Johnathan Bennett at Southern Miss. (09/03/2022)
<b>LONG RUSH</b>	43	Dae Dae Hunter at Wake Forest (09/17/2022)
	43	Kaidon Salter at Wake Forest (09/17/2022)
<b>PASS ATTEMPTS</b>	34	Kaidon Salter at Wake Forest (09/17/2022)
<b>PASS COMPLETIONS</b>	19	Kaidon Salter at Wake Forest (09/17/2022)
<b>YARDS PASSING</b>	258	Kaidon Salter at Wake Forest (09/17/2022)
<b>TD PASSES</b>	2	Johnathan Bennett vs Akron (09/24/2022)
	2	Kaidon Salter at Wake Forest (09/17/2022)
	2	Kaidon Salter at Southern Miss. (09/03/2022)
<b>LONG PASS</b>	51	Kaidon Salter at Southern Miss. (09/03/2022)
<b>RECEPTIONS</b>	7	Demario Douglas at Wake Forest (09/17/2022)
<b>YARDS RECEIVING</b>	124	Demario Douglas at Wake Forest (09/17/2022)
<b>TD RECEPTIONS</b>	2	Demario Douglas at Wake Forest (09/17/2022)
	2	Demario Douglas at Southern Miss. (09/03/2022)
<b>LONG RECEPTION</b>	51	Demario Douglas at Southern Miss. (09/03/2022)
<b>PUNTS</b>	7	Aidan Alves vs UAB (09/10/2022)
<b>PUNTING AVG</b>	47.2	Aidan Alves vs Akron (09/24/2022)
<b>LONG PUNT</b>	64	Aidan Alves vs Akron (09/24/2022)
<b>PUNTS INSIDE 20</b>	3	Aidan Alves vs UAB (09/10/2022)
<b>LONG PUNT RETURN</b>	28	Demario Douglas vs UAB (09/10/2022)
<b>LONG KICKOFF RETURN</b>	35	Demario Douglas at Wake Forest (09/17/2022)
<b>TACKLES</b>	10	Mike Smith, Jr. at Wake Forest (09/17/2022)
<b>SACKS</b>	2.5	Durrell Johnson vs Akron (09/24/2022)
<b>TACKLES FOR LOSS</b>	3.5	Durrell Johnson vs Akron (09/24/2022)



**2022-23 Liberty Football**  
**Team Game Highs**  
**All games**

**Liberty - Game Highs**

<b>RUSHES</b>	48	at Southern Miss. (09/03/2022)
<b>YARDS RUSHING</b>	244	at Southern Miss. (09/03/2022)
<b>YARDS PER RUSH</b>	5.1	at Southern Miss. (09/03/2022)
<b>TD RUSHES</b>	3	UAB (09/10/2022)
<b>PASS ATTEMPTS</b>	37	at Wake Forest (09/17/2022)
<b>PASS COMPLETIONS</b>	19	at Wake Forest (09/17/2022)
<b>YARDS PASSING</b>	258	at Wake Forest (09/17/2022)
<b>YARDS PER PASS</b>	8.1	UAB (09/10/2022)
<b>TD PASSES</b>	2	Akron (09/24/2022)
	2	at Wake Forest (09/17/2022)
	2	at Southern Miss. (09/03/2022)
<b>TOTAL PLAYS</b>	83	at Southern Miss. (09/03/2022)
<b>TOTAL OFFENSE</b>	447	at Southern Miss. (09/03/2022)
<b>YARDS PER PLAY</b>	6.0	UAB (09/10/2022)
<b>POINTS</b>	36	at Wake Forest (09/17/2022)
<b>SACKS BY</b>	5	Akron (09/24/2022)
<b>FIRST DOWNS</b>	23	at Southern Miss. (09/03/2022)
<b>PENALTIES</b>	12	at Southern Miss. (09/03/2022)
<b>PENALTY YARDS</b>	107	at Southern Miss. (09/03/2022)
<b>TURNOVERS</b>	4	at Wake Forest (09/17/2022)
<b>PUNTS</b>	7	UAB (09/10/2022)
<b>PUNTING AVG</b>	47.2	Akron (09/24/2022)
<b>LONG PUNT</b>	64	Akron (09/24/2022)
<b>PUNTS INSIDE 20</b>	3	UAB (09/10/2022)
<b>LONG PUNT RETURN</b>	28	UAB (09/10/2022)



**2022-23 Liberty Football  
Opponent Individual Match Highs  
All games**

**Opponent - Individual Game Highs**

<b>RUSHES</b>	32	Frank Gore at Southern Miss. (09/03/2022)
<b>YARDS RUSHING</b>	178	Frank Gore at Southern Miss. (09/03/2022)
<b>TD RUSHES</b>	2	Frank Gore at Southern Miss. (09/03/2022)
<b>LONG RUSH</b>	56	DeWayne McBride vs UAB (09/10/2022)
<b>PASS ATTEMPTS</b>	52	DJ Irons vs Akron (09/24/2022)
<b>PASS COMPLETIONS</b>	29	DJ Irons vs Akron (09/24/2022)
<b>YARDS PASSING</b>	325	Sam Hartman at Wake Forest (09/17/2022)
<b>TD PASSES</b>	3	Sam Hartman at Wake Forest (09/17/2022)
<b>LONG PASS</b>	56	Dylan Hopkins vs UAB (09/10/2022)
<b>RECEPTIONS</b>	11	Daniel George vs Akron (09/24/2022)
<b>YARDS RECEIVING</b>	129	Ke'Shawn Williams at Wake Forest (09/17/2022)
<b>TD RECEPTIONS</b>	2	Jahmal Banks at Wake Forest (09/17/2022)
<b>LONG RECEPTION</b>	56	Trea Shropshire vs UAB (09/10/2022)
<b>FIELD GOALS</b>	3	Matthew Dennis at Wake Forest (09/17/2022)
<b>LONG FIELD GOALS</b>	53	Briggs Bourgeois at Southern Miss. (09/03/2022)
<b>PUNTS</b>	6	Noah Gettman vs Akron (09/24/2022)
	6	Kyle Greenwell vs UAB (09/10/2022)
<b>PUNTING AVG</b>	45.8	Kyle Greenwell vs UAB (09/10/2022)
<b>LONG PUNT</b>	53	Kyle Greenwell vs UAB (09/10/2022)
<b>PUNTS INSIDE 20</b>	2	Mason Hunt at Southern Miss. (09/03/2022)
<b>LONG PUNT RETURN</b>	38	Tony Grimes, Jr. vs Akron (09/24/2022)
	38	Taylor Morin at Wake Forest (09/17/2022)
<b>LONG KICKOFF RETURN</b>	33	Jermaine Brown Jr. vs UAB (09/10/2022)
<b>TACKLES</b>	16	Bubba Arslanian vs Akron (09/24/2022)
<b>SACKS</b>	2	Malik Mustapha at Wake Forest (09/17/2022)
<b>TACKLES FOR LOSS</b>	2	Darrian Lewis vs Akron (09/24/2022)
	2	Malik Mustapha at Wake Forest (09/17/2022)
	2	Santrell Latham at Southern Miss. (09/03/2022)
	2	Averie Habas at Southern Miss. (09/03/2022)
<b>INTERCEPTIONS</b>	1	Darrian Lewis vs Akron (09/24/2022)
	1	Isaiah Wingfield at Wake Forest (09/17/2022)
	1	Chase Jones at Wake Forest (09/17/2022)
	1	Chelen Garnes at Wake Forest (09/17/2022)
	1	Camron Harrell at Southern Miss. (09/03/2022)
	1	Malik Shorts at Southern Miss. (09/03/2022)
	1	Eric Scott at Southern Miss. (09/03/2022)



**2022-23 Liberty Football**  
**Opponent Match Highs**  
**All games**

**Opponent - Game Highs**

<b>RUSHES</b>	54	at Southern Miss. (09/03/2022)
<b>YARDS RUSHING</b>	252	at Southern Miss. (09/03/2022)
<b>YARDS PER RUSH</b>	5.6	UAB (09/10/2022)
<b>TD RUSHES</b>	2	UAB (09/10/2022)
	2	at Southern Miss. (09/03/2022)
<b>PASS ATTEMPTS</b>	52	Akron (09/24/2022)
<b>PASS COMPLETIONS</b>	29	Akron (09/24/2022)
<b>YARDS PASSING</b>	325	at Wake Forest (09/17/2022)
<b>YARDS PER PASS</b>	10.5	at Southern Miss. (09/03/2022)
<b>TD PASSES</b>	3	at Wake Forest (09/17/2022)
<b>TOTAL PLAYS</b>	80	Akron (09/24/2022)
<b>TOTAL OFFENSE</b>	389	at Southern Miss. (09/03/2022)
<b>YARDS PER PLAY</b>	6.1	UAB (09/10/2022)
<b>POINTS</b>	37	at Wake Forest (09/17/2022)
<b>SACKS BY</b>	5	at Wake Forest (09/17/2022)
<b>FIRST DOWNS</b>	19	Akron (09/24/2022)
	19	at Southern Miss. (09/03/2022)
<b>PENALTIES</b>	10	at Southern Miss. (09/03/2022)
<b>PENALTY YARDS</b>	79	Akron (09/24/2022)
<b>TURNOVERS</b>	5	at Southern Miss. (09/03/2022)
<b>PUNTS</b>	6	Akron (09/24/2022)
	6	UAB (09/10/2022)
<b>PUNTING AVG</b>	45.8	UAB (09/10/2022)
<b>LONG PUNT</b>	53	UAB (09/10/2022)
<b>PUNTS INSIDE 20</b>	2	at Southern Miss. (09/03/2022)
<b>LONG PUNT RETURN</b>	38	Akron (09/24/2022)
	38	at Wake Forest (09/17/2022)



**2022-23 Liberty Football  
By Quarter Statistics  
All games**

**3rd-Down Conversions**

Date	Opponent	Score	Overall	1st Qtr	2nd Qtr	3rd Qtr	4th Qtr	Overtime
09/03/2022	at Southern Miss.	Wot4 29-27	8-20 40.0	0-2 0.0	2-6 33.3	2-5 40.0	4-5 80.0	0-1 0.0
09/10/2022	UAB	W 21-14	3-12 25.0	1-5 20.0	1-3 33.3	0-2 0.0	1-2 50.0	0-0 0.0
09/17/2022	at Wake Forest	L 36-37	4-17 23.5	1-6 16.7	0-3 0.0	1-3 33.3	2-5 40.0	0-0 0.0
09/24/2022	Akron	W 21-12	7-16 43.8	2-3 66.7	3-5 60.0	0-3 0.0	2-5 40.0	0-0 0.0
<b>Liberty</b>			<b>22-65 33.8</b>	<b>4-16 25.0</b>	<b>6-17 35.3</b>	<b>3-13 23.1</b>	<b>9-17 52.9</b>	<b>0-1 0.0</b>
<b>Opponents</b>			<b>19-58 32.8</b>	<b>5-14 35.7</b>	<b>5-14 35.7</b>	<b>7-15 46.7</b>	<b>2-13 15.4</b>	<b>0-1 0.0</b>

**4th-Down Conversions**

Date	Opponent	Score	Overall	1st Qtr	2nd Qtr	3rd Qtr	4th Qtr	Overtime
09/03/2022	at Southern Miss.	Wot4 29-27	1-3 33.3	0-1 0.0	1-1 100.0	0-1 0.0	0-0 0.0	0-0 0.0
09/10/2022	UAB	W 21-14	0-0 0.0	0-0 0.0	0-0 0.0	0-0 0.0	0-0 0.0	0-0 0.0
09/17/2022	at Wake Forest	L 36-37	4-5 80.0	1-2 50.0	1-1 100.0	0-0 0.0	2-2 100.0	0-0 0.0
09/24/2022	Akron	W 21-12	1-1 100.0	1-1 100.0	0-0 0.0	0-0 0.0	0-0 0.0	0-0 0.0
<b>Liberty</b>			<b>6-9 66.7</b>	<b>2-4 50.0</b>	<b>2-2 100.0</b>	<b>0-1 0.0</b>	<b>2-2 100.0</b>	<b>0-0 0.0</b>
<b>Opponents</b>			<b>3-8 37.5</b>	<b>0-1 0.0</b>	<b>1-1 100.0</b>	<b>0-2 0.0</b>	<b>2-4 50.0</b>	<b>0-0 0.0</b>

**Time of Possession**

Date	Opponent	Score	Overall	1st Qtr	2nd Qtr	3rd Qtr	4th Qtr	Overtime
09/03/2022	at Southern Miss.	Wot4 29-27	29:06	04:58	09:56	05:11	09:01	00:00
09/10/2022	UAB	W 21-14	28:31	07:18	07:34	06:22	07:17	00:00
09/17/2022	at Wake Forest	L 36-37	35:28	08:41	09:48	08:46	08:13	00:00
09/24/2022	Akron	W 21-12	28:52	04:43	10:58	03:41	09:30	00:00
<b>Liberty</b>			<b>Total 121:57</b>	<b>25:40</b>	<b>38:16</b>	<b>24:00</b>	<b>34:01</b>	<b>00:00</b>
			<b>Avg. 30:29</b>	<b>06:25</b>	<b>09:34</b>	<b>06:00</b>	<b>08:30</b>	<b>00:00</b>
<b>Opponents</b>			<b>Total 118:03</b>	<b>22:06</b>	<b>33:58</b>	<b>28:10</b>	<b>33:49</b>	<b>00:00</b>
			<b>Avg. 29:31</b>	<b>05:32</b>	<b>08:30</b>	<b>07:03</b>	<b>08:27</b>	<b>00:00</b>



2022-23 Liberty Football  
Red-Zone Results  
All games

Liberty Inside Opponent Red-Zone

Date	Opponent	Score	Times	Times	Total	Rush			Pass	FGs	Failed to score inside RZ					
			In RZ	Scored	Pts	TDs	TDs	TDs	Made	FGA	Down	Int	Fumb	Half	Game	
09/03/2022	at Southern Miss.	W 29-27	5	4	20	2	1	1	2	3	0	0	0	0	0	
09/10/2022	UAB	W 21-14	4	3	21	3	3	0	0	1	0	0	0	0		
09/17/2022	at Wake Forest	L 36-37	2	2	9	1	0	1	1	1	0	0	0	0		
09/24/2022	Akron	W 21-12	3	2	14	2	1	1	0	1	0	0	0	0		
<b>Totals 11 of 14 (78.6%)</b>			<b>14</b>	<b>11</b>	<b>64</b>	<b>8</b>	<b>5</b>	<b>3</b>	<b>3</b>	<b>6</b>	<b>0</b>	<b>0</b>	<b>0</b>	<b>0</b>		

Opponents Inside Liberty Red-Zone

Date	Opponent	Score	Times	Times	Total	Rush			Pass	FGs	Failed to score inside RZ					
			In RZ	Scored	Pts	TDs	TDs	TDs	Made	FGA	Down	Int	Fumb	Half	Game	
09/03/2022	Southern Miss.	W 29-27	4	1	7	1	1	0	0	1	0	0	2	0		
09/10/2022	UAB	W 21-14	3	1	7	1	1	0	0	0	1	0	1	0		
09/17/2022	Wake Forest	L 36-37	7	7	37	4	1	3	3	3	0	0	0	0		
09/24/2022	Akron	W 21-12	4	3	12	1	0	1	2	2	0	1	0	0		
<b>Totals 12 of 18 (66.7%)</b>			<b>18</b>	<b>12</b>	<b>63</b>	<b>7</b>	<b>3</b>	<b>4</b>	<b>5</b>	<b>6</b>	<b>1</b>	<b>1</b>	<b>3</b>	<b>0</b>		





**2022-23 Liberty Football  
Combined Team Statistics  
All games**

**Field Goals**

Player	fg	pct.	01-19	20-29	30-39	40-49	50-99	lg	blk
Nick Brown	4-9	44.4	0-0	2-2	1-4	1-1	0-2	47	1
<b>Opponents</b>	<b>7-9</b>	<b>77.8</b>	<b>0-0</b>	<b>2-2</b>	<b>3-4</b>	<b>1-1</b>	<b>1-2</b>	<b>53</b>	<b>0</b>

**Scoring**

Player	td	fg	PAT				dxp	saf	pts
			kick	rush	rcv	pass			
Demario Douglas	4	-	-	-	1	-	-	-	26
Nick Brown	-	4-9	11-11	-	-	-	-	-	23
Dae Dae Hunter	3	-	-	-	-	-	-	-	18
Kaidon Salter	2	-	-	-	-	2	-	-	12
Khaleb Coleman	1	-	-	-	-	-	-	-	6
Shedro Louis	1	-	-	-	-	-	-	-	6
Johnathan Bennett	1	-	-	-	-	-	-	-	6
Treon Sibley	1	-	-	-	-	-	-	-	6
Jerome Jackson	-	-	-	-	1	-	-	-	2
<b>Total</b>	<b>13</b>	<b>4-9</b>	<b>11-11</b>	<b>0</b>	<b>2</b>	<b>2</b>	<b>0</b>	<b>1</b>	<b>107</b>
<b>Opponents</b>	<b>10</b>	<b>7-9</b>	<b>9-9</b>	<b>0</b>	<b>0</b>	<b>0</b>	<b>0</b>	<b>0</b>	<b>90</b>

**Score by Periods**

Team	1st	2nd	3rd	4th	OT	TOT
Liberty	7	32	22	41	5	107
Opponents	10	23	10	44	3	90

**Punting**

Player	no.	yds	avg	lg	tb	fc	i20	50+	blk
Aidan Alves	20	845	42.3	64	1	7	8	2	0
<b>Total</b>	<b>20</b>	<b>845</b>	<b>42.3</b>	<b>64</b>	<b>1</b>	<b>7</b>	<b>8</b>	<b>2</b>	<b>0</b>
<b>Opponents</b>	<b>20</b>	<b>769</b>	<b>38.5</b>	<b>53</b>	<b>2</b>	<b>6</b>	<b>4</b>	<b>2</b>	<b>1</b>

**Punt Returns**

Player	no.	yds	avg	td	lg
Demario Douglas	5	48	9.6	0	28
<b>Total</b>	<b>5</b>	<b>48</b>	<b>9.6</b>	<b>0</b>	<b>28</b>
<b>Opponents</b>	<b>5</b>	<b>94</b>	<b>18.8</b>	<b>0</b>	<b>38</b>

**Kick Returns**

Player	no.	yds	avg	td	lg
Shedro Louis	5	126	25.2	0	32
Demario Douglas	5	103	20.6	0	35
Malik Caper	2	16	8.0	0	9
Treon Sibley	1	20	20.0	0	20
Dae Dae Hunter	1	19	19.0	0	19
<b>Total</b>	<b>14</b>	<b>284</b>	<b>20.3</b>	<b>0</b>	<b>35</b>
<b>Opponents</b>	<b>6</b>	<b>135</b>	<b>22.5</b>	<b>0</b>	<b>33</b>

**All Purpose**

Player	g	rush	rcv	pr	kr	ir	total	avg/g
Demario Douglas	4	3	312	48	103	0	466	116.5
Dae Dae Hunter	4	337	31	0	19	0	387	96.8
Shedro Louis	4	148	36	0	126	0	310	77.5
Kaidon Salter	3	221	0	0	0	0	221	73.7
Noah Frith	4	0	97	0	0	0	97	24.3
CJ Yarbrough	4	0	95	0	0	0	95	23.8
Caleb Snead	3	0	88	0	0	0	88	29.3
Treon Sibley	4	0	30	0	20	0	50	12.5
Jaivian Lofton	4	0	46	0	0	0	46	11.5
Khaleb Coleman	4	0	31	0	0	0	31	7.8
Jerome Jackson	4	0	28	0	0	0	28	7.0
Johnathan Bennett	3	28	0	0	0	0	28	9.3
Mike Smith, Jr.	4	0	0	0	0	22	22	5.5
Nate Hampton	2	20	0	0	0	0	20	10.0
Malik Caper	3	-1	0	0	16	0	15	5.0
Charlie Brewer	1	13	0	0	0	0	13	13.0
Cole Peterlin	1	0	11	0	0	0	11	11.0
Quinton Reese	4	0	0	0	0	9	9	2.3
Bentley Hanshaw	4	0	6	0	0	0	6	1.5
Michael Bollinger	4	2	4	0	0	0	6	1.5
<b>Total</b>	<b>4</b>	<b>770</b>	<b>815</b>	<b>48</b>	<b>284</b>	<b>31</b>	<b>1948</b>	<b>487.0</b>
<b>Opponents</b>	<b>4</b>	<b>566</b>	<b>845</b>	<b>94</b>	<b>135</b>	<b>42</b>	<b>1682</b>	<b>420.5</b>

**Total Offense**

Player	g	plays	rush	pass	total	avg/g
Kaidon Salter	3	110	221	608	829	276.3
Dae Dae Hunter	4	57	337	0	337	84.3
Johnathan Bennett	3	66	28	189	217	72.3
Shedro Louis	4	38	148	0	148	37.0
Charlie Brewer	1	7	13	18	31	31.0
Nate Hampton	2	7	20	0	20	10.0
Demario Douglas	4	1	3	0	3	0.8
Michael Bollinger	4	1	2	0	2	0.5
Malik Caper	3	2	-1	0	-1	-0.3
<b>Total</b>	<b>4</b>	<b>290</b>	<b>770</b>	<b>815</b>	<b>1585</b>	<b>396.3</b>
<b>Opponents</b>	<b>4</b>	<b>275</b>	<b>566</b>	<b>845</b>	<b>1411</b>	<b>352.8</b>

**Team Defense**



**2022-23 Liberty Football  
Combined Team Statistics  
All games**

**Team Results**

Date	Opponent		Score	Att.
09/03/2022	at Southern Miss.	Wot4	29-27	24051
09/10/2022	UAB	W	21-14	18892
09/17/2022	at Wake Forest	L	36-37	32891
09/24/2022	Akron	W	21-12	20004

**Game Records**

Record	Overall	Home	Away	Neutral
ALL GAMES	3-1	2-0	1-1	0-0
CONFERENCE	0-0	0-0	0-0	0-0
NON-CONFERENCE	3-1	2-0	1-1	0-0

**Rushing**

Player	gp	att	gain	loss	net	avg	td	lg	avg/g
Dae Dae Hunter	4	57	360	23	337	5.9	3	43	84.3
Kaidon Salter	3	38	258	37	221	5.8	2	43	73.7
Shedro Louis	4	38	155	7	148	3.9	1	20	37.0
Johnathan Bennett	3	18	81	53	28	1.6	1	18	9.3
Nate Hampton	2	6	20	0	20	3.3	0	7	10.0
Charlie Brewer	1	3	14	1	13	4.3	0	11	13.0
Demario Douglas	4	1	3	0	3	3.0	0	3	0.8
Michael Bollinger	4	1	2	0	2	2.0	0	2	0.5
Malik Caper	3	2	2	3	-1	-0.5	0	2	-0.3
Team	4	1	0	1	-1	-1.0	0	0	-0.3
<b>Total</b>	<b>4</b>	<b>165</b>	<b>895</b>	<b>125</b>	<b>770</b>	<b>4.7</b>	<b>7</b>	<b>43</b>	<b>192.5</b>
<b>Opponents</b>	<b>4</b>	<b>151</b>	<b>690</b>	<b>124</b>	<b>566</b>	<b>3.7</b>	<b>5</b>	<b>56</b>	<b>141.5</b>

**Passing**

Player	gp	effic	comp-att-int	pct	yds	td	lg	avg/g
Kaidon Salter	3	136.5	40-72-3	55.6	608	4	51	202.7
Johnathan Bennett	3	71.8	20-48-4	41.7	189	2	30	63.0
Charlie Brewer	1	112.8	3-4-0	75.0	18	0	11	18.0
Nate Hampton	2	0.0	0-1-0	0.0	0	0	0	0.0
<b>Total</b>	<b>4</b>	<b>109.8</b>	<b>63-125-7</b>	<b>50.4</b>	<b>815</b>	<b>6</b>	<b>51</b>	<b>203.8</b>
<b>Opponents</b>	<b>4</b>	<b>114.7</b>	<b>70-124-6</b>	<b>56.5</b>	<b>845</b>	<b>4</b>	<b>56</b>	<b>211.3</b>

**Receiving**

Player	gp	no.	yds	avg	td	lg	avg/g
Demario Douglas	4	20	312	15.6	4	51	78.0
Dae Dae Hunter	4	8	31	3.9	0	10	7.8
CJ Yarbrough	4	7	95	13.6	0	25	23.8
Caleb Snead	3	6	88	14.7	0	27	29.3
Noah Frith	4	5	97	19.4	0	46	24.3
Jaivian Lofton	4	5	46	9.2	0	13	11.5
Jerome Jackson	4	3	28	9.3	0	17	7.0
Shedro Louis	4	3	36	12.0	0	17	9.0
Khaleb Coleman	4	2	31	15.5	1	22	7.8
Michael Bollinger	4	1	4	4.0	0	4	1.0
Treon Sibley	4	1	30	30.0	1	30	7.5
Bentley Hanshaw	4	1	6	6.0	0	6	1.5
Cole Peterlin	1	1	11	11.0	0	11	11.0
<b>Total</b>	<b>4</b>	<b>63</b>	<b>815</b>	<b>12.9</b>	<b>6</b>	<b>51</b>	<b>203.8</b>
<b>Opponents</b>	<b>4</b>	<b>70</b>	<b>845</b>	<b>12.1</b>	<b>4</b>	<b>56</b>	<b>211.3</b>

**Team Statistics**

	LIB	OPP
<b>First Downs</b>	<b>81</b>	<b>69</b>
Rushing	37	26
Passing	38	33
Penalty	6	10
<b>Rushing Yardage</b>	<b>770</b>	<b>566</b>
Rushing attempts	165	151
Average per rush	4.7	3.7
Average per game	192.5	141.5
TDs Rushing	7	5
<b>Passing Yardage</b>	<b>815</b>	<b>845</b>
Comp-Att-Int	63-125-7	70-124-6
Average per pass	6.5	6.8
Average per catch	12.9	12.1
Average per game	203.8	211.3
TDs Passing	6	4
<b>Total offense</b>	<b>1585</b>	<b>1411</b>
Average per play	5.5	5.1
Average per game	396.3	352.8
<b>Kick returns: #-Yards</b>	<b>14-284</b>	<b>6-135</b>
<b>Punt returns: #-Yards</b>	<b>5-48</b>	<b>5-94</b>
<b>Int returns: #-Yards</b>	<b>6-31</b>	<b>7-42</b>
<b>Fumbles-Lost</b>	<b>6-3</b>	<b>7-6</b>
<b>Penalties-Yards</b>	<b>33-291</b>	<b>31-266</b>
<b>Punts-Avg</b>	<b>20-42.3</b>	<b>20-38.5</b>
<b>Time of possession / game</b>	<b>30:29</b>	<b>29:31</b>
<b>3rd-down conversion</b>	<b>22/65</b>	<b>19/58</b>
<b>4rd-down conversion</b>	<b>6/9</b>	<b>3/8</b>
<b>PAT-attempts</b>	<b>(11-11) 100%</b>	<b>(9-9) 100%</b>
<b>2-point conversion-attempts</b>	<b>(2-4) 50%</b>	<b>(0-2) 0%</b>

**Interceptions**

Player	no.	yds	avg	td	lg
Robert Rahimi	2	0	0.0	0	0
Durrell Johnson	1	0	0.0	0	0
Quinton Reese	1	9	9.0	0	9
Kobe Singleton	1	0	0.0	0	0
Mike Smith, Jr.	1	22	22.0	0	22
<b>Total</b>	<b>6</b>	<b>31</b>	<b>5.2</b>	<b>0</b>	<b>22</b>
<b>Opponents</b>	<b>7</b>	<b>42</b>	<b>6.0</b>	<b>1</b>	<b>22</b>