



# LIBERTY FLAMES

## 2021 FOOTBALL GAME NOTES

@LibertyFootball  
@LibertyFootball

Todd Wetmore, Associate AD for Athletics Communications • Cell: (434) 841-8974 • Email: twetmore@liberty.edu

### GAME 3: LIBERTY VS. OLD DOMINION

SEPT. 18, 2021 / 6:00 P.M. / WILLIAMS STADIUM / LYNCHBURG, VA.



**2021 Record:**.....2-0  
**Head Coach:**.....Hugh Freeze  
**Record at Liberty:**.....20-6 (3rd Year)  
**Overall Record:**.....62-38 (11th Year)

**2021 Record:**.....1-1, 0-0 C-USA  
**Head Coach:**.....Ricky Rahne  
**Record at ODU:**.....1-1 (1st Year)  
**Overall Record:**.....Same

#### THE MATCHUP

34.5	PPG	28.5
49	1st DOWNS	49
204.5 YPG	RUSH	251.5 YPG
236.5 YPG	PASS	170.5 YPG
441.0 YPG	OFFENSE	422.0 YPG
0	INT	2
10	TDs	6
0	FGs	5
36:05	TOP	32:47
250.5 YPG	DEFENSE	269.5 YPG
1	INT	0
5	SACKS	5

#### STORYLINES

1) Liberty (2-0) returns home Saturday evening for a Commonwealth clash with Old Dominion (1-1). It will be a rematch of the Flames' first-ever FBS game, a 52-10 Liberty victory at Williams Stadium on Sept. 1, 2018.

2) Liberty has won a program-record 12 consecutive home games at Williams Stadium dating back to 2019. That is the sixth longest active home winning streak in FBS football.

3) ODU is the first of four Conference USA opponents on the Flames' schedule this season. Liberty has won three straight meetings with C-USA foes and is 4-1 all-time versus Conference USA squads.

4) In his third season as Liberty's head coach, Hugh Freeze has become the fastest Flames coach ever to record 20 victories (in 26 games), reaching the milestone during last week's 21-13 victory at Troy.

5) Liberty QB Malik Willis appears on numerous preseason watch lists including the Maxwell Award and Walter Camp Player of the Year Award. He has totaled 519 yards of offense (371 passing/148 rushing) and five TDs (3 passing/2 rushing) during the season's first two games.

6) The Flames' new-look defense ranks No. 10 nationally for points allowed (10.0 ppg) and No. 14 for yards allowed (250.5 ypg). Liberty has yielded just 7.0 ppg during its last three games at Williams Stadium.



#### PASSING

**28-41, 371 YDS**  
**3 TD/0 INT**  
**148 RUSH YDS**

MALIK WILLIS



#### RECEIVING

**6 CATCHES**  
**102 YARDS**  
**0 TD**

DJ STUBBS



#### RUSHING

**27 CARRIES**  
**86 YARDS**  
**1 TD**

JOSHUA MACK



#### DEFENSE

**11 TACKLES**  
**0 TFL**  
**1 BREAKUP**

JAYON SCRUGGS

### 2021 SCHEDULE



**CAMPBELL**  
Sept. 4 | 6 p.m.  
Williams Stadium

**W**  
48-7



at Troy  
Sept. 11 | 7 p.m.  
Veterans Memorial Stadium

**W**  
21-13



**OLD DOMINION**  
Sept. 18 | 6 p.m.  
Williams Stadium



at Syracuse  
Sept. 24 (Friday) | 8 p.m.  
Carrier Dome



at UAB  
Oct. 2 | 7 p.m.  
Protective Stadium



**MIDDLE TENNESSEE**  
Oct. 9 | 3:30 p.m.  
Williams Stadium



at ULM  
Oct. 16 | 7 p.m.  
Malone Stadium



at North Texas  
Oct. 23 | 4 p.m.  
Apogee Stadium



**UMASS**  
Oct. 30 | TBA  
Williams Stadium



at Ole Miss  
Nov. 6 | TBA  
Vaughn-Hemingway Stadium



**LOUISIANA**  
Nov. 20 | TBA  
Williams Stadium



**ARMY**  
Nov. 27 | TBA  
Williams Stadium

TV: **ESPN 3** RADIO: **LFSN RADIO**

#RISEWITHUS



#TOUGHERTOGETHER

<b>12</b>	<b>13</b>	<b>14</b>	<b>15</b>	<b>16</b>	<b>17</b>	<b>18</b>
<b>SUNDAY</b> No Practice (Players' Day Off) No Media Interviews	<b>MONDAY</b> Practice 8:00-11:00 a.m.  Coach Freeze Press Conference 11:00 a.m.  Scott Symons Media Availability 11:30 a.m.	<b>TUESDAY</b> Practice 9:10-11:10 a.m.  Open Practice to Media 9:10 a.m. Periods #1 through #4  Post Practice Interviews with Select Offensive Players 11:15 a.m.	<b>WEDNESDAY</b> Practice 9:10-10:55 a.m.  Post Practice Interviews with Select Defensive Players 11:00 a.m.	<b>THURSDAY</b> Practice 10:20-11:35 a.m.  Post Practice Interviews with Coach Freeze 11:35 a.m.	<b>FRIDAY</b> Travel Day No Media Interviews	<b>SATURDAY</b> Gameday Old Dominion at Liberty Williams Stadium 6:00 p.m. Eastern  Post Game Coach Freeze is available following the game. Players will follow after Coach Freeze.

**LIBERTY UNIVERSITY INFORMATION**

School	Liberty University
Location	Lynchburg, Va.
Founded	1971
Enrollment	15,000
President	Dr. Jerry Prevo
Director of Athletics	Ian McCaw
Founder	Dr. Jerry Falwell
Affiliation	NCAA Division I Football Bowl Subdivision
Nickname	Flames
Mascot	Sparky
Colors	Red, White, & Blue
Conference	Independent
Athletics Website	LibertyFlames.com
Official Athletics Twitter	@LibertyFlames
Official Athletics Facebook	LibertyFlamesAthletics
Official Athletics Instagram	@LibertyFlames
Official Football Twitter	@LibertyFootball
Official Football Instagram	@LibertyFootball

**LIBERTY FOOTBALL COACHING STAFF**

Hugh Freeze	Head Coach
Kent Austin	Co-Offensive Coordinator/QB
Maurice Harris	Co-Offensive Coordinator/WR
Ben Aigamaua	Assistant Coach/TE
Bruce Johnson	Assistant Coach/RB
Sam Gregg	Assistant Coach/OL
Scott Symons	Defensive Coordinator/LB
Josh Aldridge	Assistant Coach/DL
Rickey Hunley	Assistant Coach/CB
Jack Curtis	Assistant Coach/S
Tanner Burns	Special Teams Coordinator/OLB
Dominic Studzinski	Strength and Conditioning Coach
Darry Marshall	Assistant AD/Chief of Staff
Matt Bevins	Assistant AD/Director of Player Development
Kyle DeArmon	Offensive Quality Control
Logan Bradley	Offensive Quality Control
Jordan Cantrell	Defensive Quality Control
Eric Ponio	Defense & Special Teams Quality Control

**GAME INFORMATION - 6 P.M. EASTERN KICKOFF**

**WATCH**



Matt Warner (Play-by-Play)  
Joe Jauch (Color Analyst)  
Emily Austen (Sidelines)  
Matt Byrd (Producer)

**LISTEN**



Alan York (Play-by-Play)  
Brad Butler (Color Analyst)  
Nick Pierce (Sidelines)

**MEDIA INFORMATION**

The Liberty Athletics Department is served by an athletics communications office staff that works diligently to promote the individual and team accomplishments of student-athletes, coaches, and staff. The office members handle all sport and department communications and media relations needs and work to serve the working media.

**Credentials**

Requests for season and single-game credentials should be emailed to Todd Wetmore, Associate AD for Communications (twetmore@liberty.edu) at least 48 hours prior to the requested game. Due to space limitations, credentials will be issued to full-time journalists from media outlets that cover Liberty Athletics regularly and substantially or to representatives who regularly and customarily perform services for that outlet.

**Work-Related Equipment Bags**

Members of the media will be allowed to bring work-related equipment bags (laptop computers, radio/TV broadcast equipment, still and video cameras, etc.) through the Media entrance near the East Ticket Booth. Work-related equipment bags will be searched by Williams Stadium security.

**Postgame Interviews**

All postgame interviews will be conducted by Microsoft Teams virtual calls during the 2021 season. No media will have access locker room or postgame interview area of the Liberty Football Center this season. Todd Wetmore, Liberty Associate AD for Communications, will ask for postgame interview requests during the fourth quarter of the game and a link to the virtual postgame press conference will be provided on game day.

**Parking**

Liberty University has designated the Pink Lot on University Blvd. (located in front of the LaHaye Ice Center) as reserved media parking for home football games in 2021. Please contact the Liberty Athletics Communications Office to obtain a digital parking pass and information on how to access the lot on game day.

**Photographers**

Liberty University strictly enforces a photo credential approval policy designed to best allocate working credentials for photographers to maximize coverage in a safe, professional working environment. Unfortunately, it is not possible to accommodate all requests. Due to limited space, credentials will generally not be issued to freelance photographers without a specific assignment received in writing from the assigning organization. External media outlets will have restricted access to the area around the South end zone of the Williams Stadium field until the teams leave the field for pregame warmups. During the game, external media outlets will have restricted access to areas around both end zones. A photo/video workroom is available inside the Liberty Football Center for media outlets to use on game day to process their photo/video content.

**CollegePressBox.com**

CollegePressBox.com is the official media website for Division I football. Access and download weekly game notes, quotes, statistics, media guides, headshots, logos, and more for each conference and its member schools. Register for access at CollegePressBox.com/register.

**FBS INDEPENDENTS**

	W	L	Pct.
Army	2	0	1.000
BYU	2	0	1.000
<b>Liberty</b>	<b>2</b>	<b>0</b>	<b>1.000</b>
Notre Dame	2	0	1.000
UMass	0	2	.000
New Mexico State	0	3	.000
UConn	0	3	.000

**Saturday, Sept. 11**

Army 38, Western Kentucky 35  
 Notre Dame 32, Toledo 29  
 Purdue 49, UConn 0  
 Boston College 45, UMass 28  
**Liberty 21, Troy 13**  
 New Mexico 34, New Mexico State 25  
 BYU 26, Utah 17

**Saturday, Sept. 18**

UConn at Army Noon  
 Purdue at Notre Dame 2:30 pm  
 Eastern Michigan at UMass 3:30 pm  
**Old Dominion at Liberty 6:00 pm**  
 S.C. St. at New Mexico St. 8:00 pm  
 Arizona State at BYU 10:15 pm

**Friday, Sept. 24**

**Liberty at Syracuse 8:00 pm**

**Saturday, Sept. 25**

Miami (Ohio) at Army Noon  
 Notre Dame vs. Wisconsin Noon  
 Wyoming at UConn 3:30 pm  
 Hawaii at New Mexico St. 8:00 pm  
 South Florida at BYU TBA  
 UMass at Coastal Carolina TBA

**Friday, Oct. 1**

BYU at Utah State 9:00 pm

**Saturday, Oct. 2**

Toledo at UMass Noon  
 Cincinnati at Notre Dame 2:30 pm  
**Liberty at UAB 7:00 pm**  
 New Mexico St. at S.J. St. 10:30 pm  
 Army at Ball State TBA  
 UConn at Vanderbilt TBA

**Saturday, Oct. 9**

**Middle Tenn. at Liberty 3:30 pm**  
 New Mexico St. at Nevada 10:30 pm  
 Notre Dame at Virginia Tech TBA  
 UConn at UMass TBA  
 Boise State at BYU TBA

**Saturday, Oct. 16**

Yale at UConn Noon  
**Liberty at ULM 7:00 pm**  
 Army at Wisconsin TBA  
 BYU at Baylor TBA

**"4 DOWNS" WITH THE MONARCHS**

**1** Saturday evening's contest will be a rematch of Liberty's first-ever game as an FBS program. The Flames defeated the Monarchs 52-10 on Sept. 1, 2018 at Williams Stadium, scoring 38 unanswered points to pull away. It will also be the first game in the three-game series where both Liberty and Old Dominion are established as fully bowl-eligible programs.

**2** The game will feature a matchup between two Top 25 defenses in the early going. Liberty is ranked 14th in the nation in total defense (250.5), while ODU is ranked 24th (269.5). Old Dominion will be Liberty's second opponent in a row who is coming off of a blowout win over an FBS opponent. Last Saturday, Liberty held Troy to 232 total yards, exactly half of the total that the Trojans rolled up in a 55-3 win over Southern the previous week.

**3** Liberty is looking for its ninth 3-0 start in program history, and also first back-to-back 3-0 starts since the 1989 and 1990 seasons. Those were the first two seasons under Sam Rutigliano. Old Dominion has not started 3-0 since 2012, while Liberty has two 3-0 starts (2017, 2019) since then.

**4** Saturday will be the first of four Conference USA opponents on Liberty's 2021 schedule, as the Flames play at UAB (Oct. 2) and North Texas (Oct. 23), while hosting Middle Tennessee (Oct. 9). Liberty has held its opponent to 15 points or fewer in each of its last four regular-season games, dating to last season.

**LAST MEETING WITH OLD DOMINION**

**SEPT. 1, 2018**  
**LIBERTY 52, OLD DOMINION 10**  
**LYNCHBURG, VA. (WILLIAMS STADIUM)**

- Liberty opened its first-ever FBS game by racing out to a 14-0 lead within the contest's first 5:47. The Flames later scored 38 unanswered points in the second half.
- Liberty nearly doubled up ODU in total yardage, finishing with 591 yards to the Monarchs' 301.
- Flames QB Stephen Calvert threw for 345 yards and four TDs. Antonio Gandy-Golden hauled in three scores, tying the program single-game record.
- WR Jonathan Duhart was ODU's top offensive performer, catching seven passes for 83 yards.

**ON THIS DATE:** Liberty is 1-5 all-time when playing on Sept. 18, with five of the six contests coming on the road.

SEPT.	Season	Site	LU Coach	W/L/T	Score	Opponent	Opp. Coach
<b>18</b>	1976	Away	John Cartwright	L	14-59	Elon	Red Wilson
	1982	Away	Tom Dowling	L	7-27	Middle Tennessee	Boots Donnelly
	1993	Away	Sam Rutigliano	W	17-14	Texas State	Jim Bob Hedluser
	1999	Away	Sam Rutigliano	L	15-18	Tennessee Tech	Mike Hennigan
	2004	Home	Ken Karcher	L	16-34	Lehigh	Pete Lembo
	2010	Away	Danny Rocco	L	23-30	Robert Morris	Joe Walton

**A LIBERTY WIN WOULD ...**

- Push Liberty's program-record home winning streak to 13 games, a streak which began Sept. 14, 2019 against Buffalo.
- Represent the Flames' fourth consecutive triumph when facing a Conference USA opponent, boosting Liberty's all-time record versus C-USA members to 5-1.
- Mark the second week in a row that Liberty has defeated a team that it also beat in its first FBS season, as the Flames downed Troy 22-16 in 2018 and 21-13 last Saturday.
- Give Liberty a 3-0 start or better in back-to-back seasons for the first time since 1989 (6-0) and 1990 (4-0).
- Make Liberty 44-38 all-time against teams from the Commonwealth of Virginia, the most wins against any one state in program history.
- Improve Liberty to 18-2 at home as an FBS program, including 13-1 under current head coach Hugh Freeze.



**2021 UNIFORM TRACKER**

The Liberty football program is outfitted by Nike and has 27 different helmet/jersey/pants combinations to choose from during the 2021 season.

Opponent	Helmet	Jersey	Pants
Campbell	Red	Red	Red
Troy	Red	White	White
Old Dominion			
Syracuse			
UAB			
Middle Tennessee			
ULM			
North Texas			
UMass			
Ole Miss			
Louisiana			
Army			



**MILESTONE WATCH**

**2/4:** K Alex Barbir and QB Malik Willis are both nearing the 100-point mark for their Liberty careers. Barbir is two points away, while Willis needs four points to reach the century mark.

**20:** DE Durrell Johnson's next tackle for a loss will be No. 20 of his career. He would become the first Flame with 20+ TFLs since former teammate Jessie Lemonier graduated in 2019.

**50:** Saturday will mark the 50th career game for Liberty C Thomas Sargeant and WR DJ Stubbs, with Sargeant looking to make his 50th consecutive start at center. Both Flames made their debut on Sept. 2, 2017 during Liberty's 48-45 victory at Baylor and have not missed a game since. Teammate Ralps Rusins played his 50th game at Liberty during the season opener versus Campbell.

**LIBERTY FOOTBALL BY THE NUMBERS**

**2:** Liberty and Appalachian State are the only two teams to win bowl games during each of their first two seasons of bowl eligibility following a transition from the FCS to the FBS. Liberty was the champion of the 2019 and 2020 Cure Bowls.

**4:** The 2021 season is Liberty's fourth as an FBS member, following 30 seasons of competition at the FCS (1-AA) level.

**6:** The 2018 Flames went 6-6, becoming the ninth team in NCAA history to win six or more games during its first season of FBS competition.

**8:** Eight Flames have been selected in the NFL Draft. Most recently, Antonio Gandy-Golden was taken by Washington in the fourth round of the 2020 Draft.

**8:** Liberty won eight Big South Conference titles (2007, 2008, 2009, 2010, 2012, 2013, 2014, 2016).

**9:** Hugh Freeze is Liberty's ninth head coach in program history.

**10:** Liberty has won a program-record 10 games twice, going 10-2 in 2008 and 10-1 in 2020.

**10:** Ten Flames have been named CoSIDA Academic All-Americans.

**15:** The Flames have posted a .500 or better record for 15 consecutive years, going 114-61 since the start of the 2006 season.

**24:** 24 members of this year's team have completed bachelor's degrees and are currently working toward master's degrees.

**49:** The 2021 campaign is Liberty's 49th football season.

**25,000:** The seating capacity of Williams Stadium was expanded to 25,000 for the 2018 season.

**SAME SCRIPT?**

Last Saturday, Liberty faced a Troy team which was coming off of a 55-3 win over Southern during which the Trojans rolled up 464 total yards offense. The Flames held Troy to exactly half of that, 232, in a 21-13 win at Troy on Saturday.

Old Dominion is coming off of a 47-7 win over Hampton last Saturday during which the Monarchs rushed for 358 yards and totaled 572 yards of offense.

**HOME SWEET HOME**

Liberty is currently riding a program-record 12-game home winning streak.

The Flames have outscored opponents 533-220 during the 12-game home winning streak, with 10 out of the 12 games being decided by two scores or more and four decided by 40+ points.

Liberty's current home winning streak is the sixth longest active home winning streak in FBS, trailing Clemson (29), Notre Dame (25), Cincinnati (22), Memphis (16) and Oregon (13).

**BACK TO THE BEGINNING**

Liberty's first game as an FBS team was a 52-10 win over Old Dominion, Sept. 1, 2018. Beginning with that game, Liberty is 17-2 at Williams Stadium as an FBS program.

Current Liberty redshirt senior DJ Stubbs had a career game, with seven catches for a career-high 155 yards, including a 35-yard touchdown catch on Liberty's first drive.

Old Dominion will be the second FBS team that Liberty has hosted twice, as the Flames defeated New Mexico State at Williams Stadium in both 2018 and 2019.

**COMMONWEALTH CLASH**

Liberty is 43-38 all-time against teams from the Commonwealth of Virginia, including 23-15 at home.

While Liberty has posted more victories against Virginia schools than against any other state, the Flames have actually faced more North Carolina opponents (88) than Virginia foes (81).

Liberty is 42-44-2 versus foes from the Tar Heel State after defeating Campbell in the season opener.

**C-USA LATER**

Old Dominion is the first of four Conference USA opponents on Liberty's 2021 schedule, as the Flames also play at UAB (Oct. 2) and North Texas (Oct. 23), while hosting Middle Tennessee (Oct. 9).

Liberty is 4-1 all-time against C-USA opponents, with its only loss coming to North Texas on Sept. 22, 2018 at Williams Stadium.

The Flames went 3-0 against Conference USA teams last year, including a season-opening win at Western Kentucky and home triumphs over FIU and Southern Miss.

**COACH CONNECTIONS**

Coach Hugh Freeze (Ole Miss Head Coach) and current ODU Head Coach Ricky Rahne (Vanderbilt quarterbacks coach) squared off in both 2012 and 2013, with the teams splitting a pair of closely-contested games.

Current ODU Head Coach Ricky Rahne was on Penn State's coaching staff from 2014-19, and was on staff during Liberty's Alex Barbir's time with the Nittany Lions. Rahne (RB, 2005) and Liberty offensive coordinator Kent Austin (head coach, 2010-12) both coached at Cornell.

Current ODU DL coach Victor Irokansi (GA) was on Ole Miss' staff in 2018, as was currently Liberty assistant coaches Maurice Harris and Ben Aigamaua.

Current ODU tight ends coach Fontel Mines coached inside receivers at ECU from 2019-20, missing current Liberty wide receiver D'Wayne Crawford by one year. Mines also coached from 2012-16 for former Liberty head coach Danny Rocco at Richmond.

Current ODU safeties coach Remington Rebstock coached current Liberty redshirt senior cornerback Duron Lowe as the secondary coach at UTEP in 2019.

**PLAYER CONNECTIONS**

Current Liberty redshirt senior wide receiver Kevin Shaa, redshirt junior cornerback Isaiah Avery and Old Dominion junior kicker/punter Dominik Soos all went to City College of San Francisco.

Current Liberty sophomore cornerback Chris Megginson and Old Dominion redshirt sophomore running back Elijah Davis were teammates at Heritage High School in Lynchburg.

Current Liberty redshirt sophomore tight end Stetson Moore and ODU senior defensive end Cory Jackson both played at Pearl River Community College.

Current Liberty redshirt senior Khaleb Coleman and ODU redshirt junior linebacker Steven Williams both played at Woodrow Wilson High School.

Current Liberty redshirt kicker Alex Barbir and ODU redshirt sophomore tight end Zack Kuntz both played at Penn State.

Current Liberty senior OL Tristan Schultz, ODU redshirt freshman OL Joshua Bennett and junior DE Marcus Haynes all played at Fork Union Military Academy.

**NOT DOWN FOR LONG**

Starting on Nov. 30, 2019, Liberty has not trailed by more than seven points at any point in any game. That is a span of 15 games, the second longest active streak of any FBS team. Alabama has the longest streak in the nation, having never trailed by more than seven points in any of its last 19 games. Oklahoma follows with 13 games without trailing by more than seven points.

A major part of this success has been the defense's resurgence, as the Flames have allowed 15 or fewer points in each of their last four regular-season games.

**LIBERTY'S RECORD WHEN ...**

	2021	Freeze at LU
Home	1-0	12-1
Road	1-0	6-5
Neutral	0-0	2-0
August	0-0	0-1
September	2-0	7-1
October	0-0	6-1
November	0-0	5-3
December	0-0	2-0
Afternoon	0-0	12-2
Night	2-0	8-4

**VERSUS FBS TOP 25**

Home	0-0	0-1
Road/Neutral	0-0	1-0

**RECORD WHEN SCORING ...**

< 20 points	0-0	1-3
20-29 points	1-0	4-2
30-39 points	0-0	6-1
40+ points	1-0	9-0

**RECORD WHEN ALLOWING ...**

< 20 points	2-0	10-1
20-29 points	0-0	5-1
30-39 points	0-0	4-2
40+ points	0-0	1-2

**RECORD WHEN ...**

Margin 1-3 pts.	0-0	3-1
Margin 4-7 pts.	0-0	4-1
Scoring 1st	1-0	16-3
Opp. scores 1st	1-0	4-3
Leading after 1Q	1-0	17-1
Trailing after 1Q	0-0	0-2
Leading at half	2-0	18-0
Trailing at half	0-0	1-4
Leading after 3Q	2-0	19-1
Trailing after 3Q	0-0	1-5
Playing OT	0-0	1-0
Outrushing opp.	2-0	16-0
Being outrushed	0-0	4-6
Outpassing opp.	1-0	11-5
Being outpassed	1-0	8-1
Scoring D/ST TD	0-0	3-0
+ TO margin	1-0	9-2
- TO margin	0-0	5-4
Winning TOP	2-0	13-0
Losing TOP	0-0	7-6
White helmets	0-0	6-5
Blue helmets	0-0	5-1
Red helmets	2-0	9-0
White uni. tops	1-0	8-5
Blue uni. tops	0-0	5-0
Red uni. tops	1-0	7-1
White pants	1-0	10-3
Blue pants	0-0	5-2
Red pants	1-0	5-1

**Trends/Streaks**

- With its season-opening win against Campbell on Sept. 4, Liberty pushed its home winning streak to 12-straight games to set a new program record.
- Liberty's 12-game home win streak currently ranks as the sixth-longest home FBS win streak in the country.
- During the Flames' current 12-game home winning streak, Liberty has outscored opponents by an average of 25.3 points per game (Liberty 44.4 ppg; Opponent 19.1 ppg).
- The Flames finished 2020 with a 10-1 record, marking the program's 15th consecutive season with a .500 or better overall record.
- Liberty was one of seven FBS programs in the country to win 10 or more games in 2020 (13 – Alabama; 11 – BYU, Coastal Carolina; 10 – Clemson, Liberty, Louisiana, Notre Dame).
- Liberty took a 14-7 lead into halftime over Troy, bolstering its record to 18-0 when leading at the half under Coach Freeze. Liberty is 16-3 when scoring first during the Freeze era.

**Offense**

- Liberty finished 2020 ranked No. 15 in the country, averaging 482.7 total offensive yards per game.
- The Flames set a new program record in 2020 by averaging 482.7 total offensive yards per game, besting the previous record of 459.9 yards per game set in 2010.
- After recording 500 or more total offensive yards in five different games last year, Liberty totaled 538 yards against Campbell in its season opener (Passing – 319; Rushing – 224).
- The Flames had a more balanced offensive attack against Troy: Total Offense – 339 yards; Rushing – 185 yards; Passing – 154 yards.
- Liberty ranked No. 16 in the country in scoring offense in 2020 (38.2 points per game) after scoring 400 or more points for the second year in a row and the eighth time in program history.
- The Flames finished the 2020 season rushing for a program-best 2,776 yards and 252.4 rushing yards per game (previous record was 2,614 yards and 217.8 yards per game in 2003).
- Liberty ranked No. 9 in the country in rushing offense in 2020 (252.4 yards per game).
- The Flames' offense has shown versatility during two years under head coach Hugh Freeze. Liberty set a school record for passing yards in 2019 (3,756) and rushing yards in 2020 (2,776).
- Liberty finished the Troy game with a time of possession total of 38:59, its highest TOP total since 2016 (40:20 vs. Monmouth on Oct. 22).
- Liberty currently ranks No. 4 in the country in average time of possession (36:05).
- The Flames converted on both their fourth-down plays against Troy and are one of 28 FBS teams nationally that are perfect on fourth-down conversions in 2021 (3-of-3).
- Liberty finished the Troy game with eight penalties for 65 yards. After being penalized 12 times against Campbell in their season opener, Liberty currently ranks No. 119 in total penalties (20).
- QB Malik Willis continues to be Liberty's top offensive threat, accounting for 58.5 percent of the Flames' total offensive yards in 2021 (Team Yards: 881/Willis: 519 – Rush 148, Pass 371).

**Defense**

- The Flames return players who accounted for 85.5 percent of Liberty's total tackles in 2020 (Returning players with 561 of the team's 656 tackles, last year).
- Liberty was one of three FBS teams ranked in the top 20 nationally in both total offense and total defense in 2020 (Total Offense/Total Defense): Liberty (No. 15/No. 11), BYU (No. 6/No. 10), Clemson (No. 10/No. 15).
- Liberty finished 2020 ranked No. 11 in the country in total defense, allowing 317.7 total offensive yards per game.
- Liberty limited Campbell to 269 total offensive yards in the season opener, including just 81 yards during the second half.
- The Flames held Troy to 232 yards, last weekend, including just 21 total rushing yards.
- Following the Troy game, Liberty ranks No. 10 in the country in rushing defense (53.5 yards allowed per game), No. 10 in scoring defense (10.0 points allowed) and No. 14 in total defense (250.5 yards allowed).
- The Flames ranked No. 22 nationally in 2020 in scoring defense (20.5 points per game/226 points allowed) after allowing its lowest point total since 2013 points.
- The Flames have held their first two opponents under 20 points this season (Campbell – 7; Troy 13). Dating back to the 2020 season, Liberty has held five of its last six opponents to less than 20 points.
- One of the strengths of Liberty's defense in 2020 was the Flames' pass defense with Liberty ranking No. 12 in the country in passing yards allowed (184.9).
- The Flames were also tough on opponents in 2020 on third-down plays with Liberty ranking No. 14 in the country in third-down defense (31.9 conversion percentage). Liberty's opponents have converted on 8-of-25 third-down plays in 2021 (32.0 conversion percentage).
- After finishing without a sack in the season-opener against Campbell, Liberty recorded five sacks and its first turnover of 2021 against Troy (Duron Lowe INT in the third quarter).

**Special Teams**

- Demario Douglas was named to the Football Writers Association of America Freshman All-America team after ranking No. 9 in the country in punt returns (10.5 yards per return).
- The Flames capped their magical run in 2020 when Elijah James blocked a potential 42-yard game-tying field goal in overtime against No. 9 Coastal Carolina in the FBC Mortgage Cure Bowl, giving Liberty its 10th win in 2020 and its second Cure Bowl victory in a row.
- The Flames had their first blocked kick of 2021 against Troy, blocking an extra point attempt with 1:10 left in the contest.
- Liberty ranked No. 13 in the country with one punt block in 2020, blocking a punt in the end zone that was recovered for a touchdown against ULM.
- Aidan Alves has improved his yards per punt average each of the last three seasons: 2018 (37.0), 2019 (41.6) and 2020 (41.8). He has kicked three of Liberty's five longest punts all-time (two 73-yarders and a 72-yarder).
- Aidan Alves finished the Troy game averaging 42.0 yards per punt and placing three of his four punts inside the 20 yard line.
- Alex Barbir, a transfer from Penn State, finished his first season at Liberty leading the Flames with 89 points, which ranks fifth-best in single-season program history. The kicker was 2-for-2 from 50+ yards in 2020.

**WATCH LISTS**

- #7 QB Malik Willis**  
2021 CFPA National Performer of the Year Award
- 2021 Davey O'Brien National Quarterback Award
- 2021 Johnny Unitas Golden Arm Award
- 2021 Manning Award
- 2021 Maxwell Award
- 2022 Reese's Senior Bowl
- 2021 Walter Camp Player of the Year Award
- NFLPA Collegiate Bowl 2021-22 Preseason Big Board
- #11 DE Durrell Johnson**  
2021 Bronko Nagurski Trophy
- 2021 Chuck Bednarik Award
- 2022 Reese's Senior Bowl
- #3 WR Demario Douglas**  
2021 Paul Hornung Award
- #5 WR DJ Stubbs**  
NFLPA Collegiate Bowl 2021-22 Preseason Big Board
- #77 OL Cooper McCaw**  
2021 Earl Campbell Tyler Rose Award
- #41 LS Austin Mock**  
2021 Patrick Mannelly Award
- #99 DT Ralfs Rusins**  
NFLPA Collegiate Bowl 2021-22 Preseason Big Board

**COLLEGE GRADUATES**

24 members of this year's team have already earned collegiate degrees.

- Benjamin Alexander
- Aidan Alves
- Alex Barbir
- Michael Bollinger
- Damian Bounds
- Brody Brumm
- Khaleb Coleman
- Jimmy Faulks
- Trevor Hobbs
- Johnny Huntley
- Jerome Jackson
- John Kourtis
- Joshua Mack
- Bryce Mathews
- Cooper McCaw
- Austin Mock
- Aaron Pierre
- Ralfs Rusins
- Jayod Sanders
- Thomas Sargeant
- Brendan Schlittler
- Tristan Schultz
- Kevin Shaa
- Malik Willis

**ACTIVE LEADERS**

Senior RB Joshua Mack leads all active FBS running backs with 3,722 career rushing yards. He rushed for 2,047 yards with Maine from 2016 through 2017.

Mack finished second on the team in rushing in each of the last two years (2019, 2020), totaling 1,589 yards and 11 rushing touchdowns.

Mack had 10 100-yard games while at Maine, and has posted eight 100-yard rushing contests as a Flame.

Hawaii's Calvin Turner is ranked second among all active FBS running backs with 3,174 career rushing yards, followed by UNLV's Charles Williams (3,152), Louisville's Shai Werts (3,090) and Minnesota's Mohamed Ibrahim (3,003).

**WINNING TRADITION**

Liberty has won six or more games in each year from 2006 through 2020.

Liberty is one of just eight Division I football teams to win six or more games each of the last 15 seasons. Ohio State would qualify, but vacated wins during that stretch.

Liberty joins Alabama, Clemson, Georgia, Oklahoma and Oklahoma State as the only FBS teams to win six or more games each of the last 15 years, including this season. FCS powers Jacksonville State and James Madison are also on the list.

**MEASURING SUCCESS BY DEGREES**

A total of 24 current Flames have earned a college degree. Brendan Schlittler holds two bachelor's degrees, while Benjamin Alexander, Ralfs Rusins and Thomas Sargeant have all earned graduate degrees.

Liberty is tied for 10th among all FBS program for most graduates.

**FBS Football Programs With the Most Graduates**

1. Illinois - 29
2. Baylor - 28
3. Western Kentucky - 27
- 4T. Arizona - 26
- 4T. Louisiana Tech - 26
- 4T. Minnesota - 26
- 7T. Pitt - 25
- 7T. South Alabama - 25
- 7T. SMU - 25
- 10T. Ball State - 24
- 10T. Liberty - 24**

**TIGHT ENDS ON THE RISE**

Liberty's tight ends have seen increased success under third-year head coach Hugh Freeze.

From 2015-18, the Flames' tight end group combined for six total touchdowns.

In 2019, Liberty tight ends combined for 342 yards and four touchdowns, while last year saw the group total 338 yards and seven touchdowns.

The last time Liberty's tight ends combined for seven or more touchdowns in a season was 2013, when Brandon Apon (4), Dexter Herman (2), Peter Gagliardi (1) and Michael Johnson (1) totaled eight touchdown catches.

**SECOND-YEAR SUCCESS**

Liberty Head Coach Hugh Freeze has led the Flames to bowl berths in each of his first two seasons at the helm. Freeze was one of five second-year FBS head coaches to lead his team to a bowl game in both 2019 and 2020, joining Miami's Manny Diaz, North Carolina's Mack Brown, Western Kentucky's Tyson Helton and Ohio State's Ryan Day.

Of that list, only Freeze is the only current third-year head coach to lead his team to bowl wins in each of his first two seasons at the helm.

**ESPN AGREEMENT**

Liberty Athletics and ESPN have reached a new five-year extension for the exclusive media rights to Liberty's home football games, beginning with the 2021 season through 2025.

Liberty inked its first football media rights agreement with ESPN in 2018 during the Flames' first season at the FBS level.

This new agreement ensures that all Liberty home football games will air on an ESPN platform while guaranteeing that one game each year will air on an ESPN linear network. ESPN also has the right to choose a non-traditional day (non-Saturday) for a second linear network telecast, with all remaining games distributed on an ESPN digital platform.

During Liberty's historic 2020 season, ESPN elevated three of the Flames' six home telecasts to linear networks (Sept. 26 vs. FIU on ESPNU, Oct. 10 vs. ULM on ESPN2 and Nov. 14 vs. Western Carolina on ESPNU).

This new multi-year agreement is coterminous with Liberty's bowl agreement with ESPN Events, which runs through the 2025 season.

**2020-25** - Just prior to kickoff of the 2019 season, Liberty and ESPN Events announced a new secondary bowl game agreement for the 2020 to 2025 bowl game cycle. During that six-year span, ESPN Events could place the Flames in one of six bowl games operated by the network:

- Boca Raton Bowl (Boca Raton, Fla.) (2020 - Dec. 22)
- Camellia Bowl (Montgomery, Ala.) (2020 - Dec. 25)
- Famous Idaho Potato Bowl (Boise, Idaho) (2020 - Dec. 22)
- Frisco Bowl (Frisco, Texas) (2020 - Dec. 19)
- Myrtle Beach Bowl (Conway, S.C.) (2020 - Dec. 21)
- New Mexico Bowl (Albuquerque, N.M.) (2020 - Dec. 24)

**EXPERIENCE ON THE OL**

The Liberty offensive line accumulated 131 combined starts entering the 2021 season.

Liberty was tied with Illinois for ninth among all FBS programs in returning offensive line starts.

**Most Returning FBS Offensive Line Starts**

1. Minnesota - 180
2. Miami (Fla.) - 159
3. Michigan State - 151
4. Arkansas State - 149
5. Wyoming - 145
6. SMU - 142
- 7T. Coastal Carolina - 137
- 7T. Georgia State - 137
- 9T. Liberty - 131**
- 9T. Illinois - 131

**FBS MILESTONE CHECKLIST**

- 1st Game as FBS Team**  
Sept. 1, 2018 vs. Old Dominion (52-10 win)
- 1st Win as FBS Team**  
Sept. 1, 2018 - 52-10 vs. Old Dominion
- 1st Home Win as FBS Team**  
Sept. 1, 2018 - 52-10 vs. Old Dominion
- 1st Road Win as FBS Team**  
Sept. 29, 2018 - 52-43 at New Mexico
- 1st Game vs. FBS Opponent**  
Oct. 14, 1989 at E. Michigan (25-24 win)
- 1st Home Game vs. FBS Opponent**  
Sept. 1, 2018 vs. Old Dominion (52-10 win)
- 1st Win Over FBS Opponent**  
Oct. 14, 1989 - 25-24 at East. Michigan
- 1st Home Win Over FBS Opponent**  
Sept. 1, 2018 - 52-10 vs. Old Dominion
- 1st Game vs. FBS In-State Opponent**  
Oct. 5, 2013 at Old Dominion (21-17 loss)
- 1st Home Game vs. FBS In-State Opponent**  
Sept. 1, 2018 vs. Old Dominion (52-10 win)
- 1st Win Over FBS In-State Opponent**  
Sept. 1, 2018 - 52-10 vs. Old Dominion
- 1st Home Win Over FBS In-State Opponent**  
Sept. 1, 2018 - 52-10 vs. Old Dominion
- 1st Game vs. Power 5 Opponent**  
Sept. 30, 2006 at Wake Forest (34-14 loss)
- 1st Home Game vs. Power 5 Opponent**  
Aug. 31, 2019 vs. Syracuse
- 1st Win Over Power 5 Opponent**  
Sept. 2, 2017 - 48-45 at Baylor
- 1st Home Win Over Power 5 Opponent**
  
- 1st Game vs. FBS Top 25 Opponent**  
Aug. 30, 2014 at No. 23/23 North Carolina (56-29 loss)
- 1st Home Game vs. FBS Top 25 Opponent**  
Aug. 31, 2019 vs. No. 22/22 Syracuse (24-0 loss)
- 1st Win Over FBS Top 25 Opponent**  
Dec. 26, 2020 - 37-34 (OT) vs. No. 9/11 Coastal Carolina
- 1st Home Win Over FBS Top 25 Opponent**
  
- 1st Game vs. FBS No. 1 Opponent**
  
- 1st Bowl Game Appearance**  
2019 Cure Bowl vs. Georgia Southern
- 1st Bowl Game Win**  
2019 Cure Bowl - 23-16 vs. Ga. Southern
- 1st Winning Season as FBS Team**  
2019 (8-5)
- 1st FBS Top 25 Appearance**  
Nov. 1, 2020 - No. 25 (AP Poll)

**#CREATEDEQUALLY**



Liberty Athletics stands committed to the mission of Training Champions for Christ, who will be leaders in creating positive change in our great country.

As part of this commitment, Liberty Athletics has launched the #CreatedEqually initiative. This effort is to unite the department and Flames Nation around a shared commitment of love, equality and unity.

The #CreatedEqually campaign is based upon the Biblical verse of Acts 17:26 'From one man he made all the nations, that they should inhabit the whole earth; and he marked out their appointed times in history and the boundaries of their lands.'

Beginning with the 2020-21 athletics season, and continuing this year, Liberty's student-athletes will wear #CreatedEqually decals and patches on their uniforms. The #CreatedEqually logo debuted on helmet decals in Liberty's nationally televised football game on ESPN2 at Western Kentucky, Sept. 19, 2020.

**NEW KID ON THE BLOCK**

Last year, Liberty became the 130th fully certified FBS team in the nation after successfully completing a two-year FBS Reclassification process and becoming eligible for all postseason bowl games.

The Flames became the fifth team to appear in a bowl game during their first season of full bowl eligibility after moving up to the FBS level. By winning the FBC Cure Bowl, Liberty joined Appalachian State (2015 Camellia Bowl) and Georgia Southern (2015 GoDaddy Bowl) as the only three teams to win a bowl game during their first season of full bowl eligibility.

Liberty is hoping to follow in Appalachian State's footsteps, as the Mountaineers have won bowl games in each of their first six seasons after transitioning to FBS status.

Liberty (2019-20), Marshall (1997-2002) and Appalachian St. (2015-20) are the only FBS teams to appear in bowl games in multiple seasons immediately after transitioning to the FBS. Liberty and App State are the only two to win bowl games in each of their first two years of full bowl eligibility.

**7 YEARS AND RUNNING**

Liberty defensive lineman Ralfs Rusins is in his seventh season on a collegiate football roster. He redshirted as a freshman in 2015 before getting a medical hardship after missing half of the 2017 season due to injury. Then, with each player receiving an extra year of eligibility due to the CoVID-19 pandemic, he is one of 20 seventh-year seniors in FBS football this season.

Rusins is one out of 16 current Liberty 'Super Seniors,' who elected to come back after the NCAA granted all student-athletes an extra year of eligibility due to the CoVID-19 pandemic altering the 2020 season. Nine out of those 'Super Seniors' started the 2021 season opener against Campbell.

**50 YEAR CELEBRATION**



Liberty University is commemorating its 50th anniversary with a year-long celebration that spans departments and honors the continued commitment of Training Champions for Christ.

Liberty Athletics has played a large part in the university's growth, and will hold special ceremonies and campaigns to honor those who continue to promote the university's mission.

The Liberty football team enters its 49th year of play as the longest-running intercollegiate team on campus.

Liberty University was originally founded by Dr. Jerry Falwell as Lynchburg Baptist College in 1971. The first classes were held on Sept. 15, 1971, with 154 students. It was renamed Liberty Baptist College in 1975 and became Liberty University in 1985.

Liberty now has more than 250,000 alumni influencing the world in their respective fields. The university is one of the largest private, nonprofit universities in the nation and the largest university in Virginia, offering more than 700 unique programs of study from the certificate to the doctoral level. Over 450 programs are offered online.

Many departments throughout the university have collaborated to host special anniversary events throughout the 2021-22 academic year in which alumni, current students, faculty, staff, and friends of Liberty can join in the celebration across campus and from their homes around the world.

**SEASON OF FIRSTS**

Liberty went on an historic run during the 2020 season, its second as a fully-bowl eligible FBS program and third overall at the FBS level. The Flames have checked off many firsts in program history during the process.

In 2020:

- First Win Over an ACC Opponent      Def. Syracuse (10/17)
- First non-Power Five team since Houston in 2015 to defeat two ACC opponents in the same season (Syracuse, Virginia Tech)
- First 8-0 start to a season      Previous best: 6-0 in 1989, 2008
- First shutout of FBS Opponent      Def. UMass 45-0 (11/27)
- First appearance in AP Top 25      No. 25 (11/1)
- First appearance in Amway Coaches Poll Top 25 No. 22 (11/8)
- First Home Game to Appear on ESPN2      9/26 vs. FIU
- First Home Game to Appear on ESPN      10/10 vs. ULM
- First Game to Appear on ESPN      12/26 - FBC Cure Bowl
- First Win Over FBS Top 25      12/26 vs. No. 9/11 Coastal Carolina

## AP TOP 25 POLL

Rank	Team	Record
1.	Alabama	2-0
2.	Georgia	2-0
3.	Oklahoma	2-0
4.	Oregon	2-0
5.	Iowa	2-0
6.	Clemson	1-1
7.	Texas A&M	2-0
8.	Cincinnati	2-0
9.	Ohio State	1-1
10.	Penn State	2-0
11.	Florida	2-0
12.	Notre Dame	2-0
13.	UCLA	2-0
14.	Iowa State	1-1
15.	Virginia Tech	2-0
16.	Coastal Carolina	2-0
17.	<b>Ole Miss</b>	<b>2-0</b>
18.	Wisconsin	1-1
19.	Arizona State	2-0
20.	Arkansas	2-0
21.	North Carolina	1-1
22.	Auburn	2-0
23.	BYU	2-0
24.	Miami (FL)	1-1
25.	Michigan	2-0

**Others receiving votes:** UCF 111, TCU 103, **Liberty 52**, Michigan State 44, USC 39, Indiana 34, LSU 31, Kansas State 30, Nevada 28, Oklahoma State 27, Texas 23, Maryland 14, Pittsburgh 13, Kentucky 13, Stanford 10, Utah 9, Boston College 8, Arizona 6, Toledo 2, Texas Tech 2, Fresno State 2, **Army 1**

## COACHES TOP 25 POLL

Rank	Team	Record
1.	Alabama	2-0
2.	Georgia	2-0
3.	Oklahoma	2-0
4.	Oregon	2-0
5.	Texas A&M	2-0
6.	Clemson	1-1
7.	Iowa	2-0
8.	Cincinnati	2-0
9.	Florida	2-0
10.	Notre Dame	2-0
11.	Ohio State	1-1
12.	Penn State	2-0
13.	UCLA	2-0
14.	Iowa State	1-1
15.	Virginia Tech	2-0
16.	<b>Ole Miss</b>	<b>2-0</b>
17.	Wisconsin	1-1
18.	Coastal Carolina	2-0
19.	North Carolina	1-1
20.	Auburn	2-0
21.	Arizona State	2-0
22.	Oklahoma State	2-0
23.	Auburn	2-0
24.	Arkansas	2-0
25.	Michigan	2-0

**Others receiving votes:** Miami 137, USC 99, UCF 65, **Liberty 63**, Michigan State 63, TCU 57, Pittsburgh 52, Kentucky 50, Utah 41, Texas 36, Kansas State 28, Indiana 28, LSU 26, Boston College 22, Nevada 18, Fresno State 13, SMU 10, Rutgers 10, **Army 9**, Mississippi State 9, **Louisiana 9**, San Diego State 9, Tulane 6, Maryland 6, NC State 5, San José State 5, Marshall 4,

## LIBERTY IN THE TOP 25

Liberty received major national recognition during the 2020 season, appearing in the Top 25 of the AP poll for the first time on Nov. 1 at No. 25, and making its first appearance in the Amway Coaches Poll Top 25 on Nov. 8 at No. 22. The week of Nov. 8 was the first week Liberty was ranked Top 25 in both polls.

Liberty earned its highest FBS national rankings to date in the final polls of the 2020 season, checking in at No. 17 in the AP poll and No. 18 in the coaches poll.

The Flames were ranked regularly during their time at the FCS level, appearing in the 1-AA/FCS Top 25 a total of 85 times in program history. Liberty's highest national ranking came on Sept. 23, 1990, when the Flames were ranked No. 8.

### 2020 Season

Week	Coaches Poll	AP Poll
Preseason	--	--
Week 3 (Sept. 14)	--	--
Week 4 (Sept. 21)	--	--
Week 5 (Sept. 28)	--	--
Week 6 (Oct. 4)	RV (1)	--
Week 7 (Oct. 11)	RV (8)	RV (8)
Week 8 (Oct. 18)	RV (57)	RV (37)
Week 9 (Oct. 25)	RV (112)	RV (85)
Week 10 (Nov. 1)	RV (92)	No. 25
Week 11 (Nov. 8)	No. 22	No. 22
Week 12 (Nov. 15)	No. 22	No. 21
Week 13 (Nov. 22)	RV (27)	RV (31)
Week 14 (Nov. 29)	No. 25	No. 25
Week 15 (Dec. 6)	No. 21	No. 22
Week 16 (Dec. 13)	No. 21	No. 22
Week 17 (Dec. 20)	No. 23	No. 23
Final	No. 18	No. 17

### 2021 Season

Week	Coaches Poll	AP Poll
Preseason	RV (68)	RV (36)
Week 1 (Sept. 6)	RV (78)	RV (57)
Week 2 (Sept. 12)	RV (63)	RV (52)



## OPPONENT TRACKER



**CAMPBELL** *gocamels.com*  
**OVERALL:** 0-2 **BIG SOUTH:** 0-0  
**NEXT GAME:** vs. Presbyterian - 9/18  
**LAST GAME:** L/ 23-24 at Elon



**TROY** *troytrojans.com*  
**OVERALL:** 1-1 **SUN BELT:** 0-0  
**NEXT GAME:** at Southern Miss - 9/18  
**LAST GAME:** L/ 13-21 vs. Liberty



**OLD DOMINION** *odusports.com*  
**OVERALL:** 1-1 **C-USA:** 0-0  
**NEXT GAME:** at Liberty - 9/18  
**LAST GAME:** W/ 47-7 vs. Hampton



**SYRACUSE** *cuse.com*  
**OVERALL:** 1-1 **ACC:** 0-0  
**NEXT GAME:** vs. Albany - 9/18  
**LAST GAME:** L/ 7-17 vs. Rutgers



**UAB** *uabsports.com*  
**OVERALL:** 1-1 **C-USA:** 0-0  
**NEXT GAME:** at North Texas - 9/18  
**LAST GAME:** L/ 0-56 at Georgia



**MIDDLE TENNESSEE** *qoblueraiders.com*  
**OVERALL:** 1-1 **C-USA:** 0-0  
**NEXT GAME:** at UTSA - 9/18  
**LAST GAME:** L/ 14-35 at Virginia Tech



**ULM** *ulmwarhawks.com*  
**OVERALL:** 0-1 **SUN BELT:** 0-0  
**NEXT GAME:** vs. Jackson State - 9/18  
**LAST GAME:** L/ 10-45 at Kentucky



**NORTH TEXAS** *meangreensports.com*  
**OVERALL:** 1-1 **C-USA:** 0-0  
**NEXT GAME:** vs. UAB - 9/18  
**LAST GAME:** L/ 12-35 at SMU



**UMASS** *umassathletics.com*  
**OVERALL:** 0-2  
**NEXT GAME:** vs. Eastern Michigan - 9/18  
**LAST GAME:** L/ 28-45 vs. Boston College



**OLE MISS** *olemisssports.com*  
**OVERALL:** 2-0 **SEC:** 0-0  
**NEXT GAME:** vs. Tulane - 9/18  
**LAST GAME:** W/ 54-17 vs. Austin Peay



**LOUISIANA** *ragincajuns.com*  
**OVERALL:** 1-1 **SUN BELT:** 0-0  
**NEXT GAME:** vs. Ohio - 9/16  
**LAST GAME:** W/ 27-24 vs. Nicholls State



**ARMY** *goarmywestpoint.com*  
**OVERALL:** 2-0  
**NEXT GAME:** vs. UConn - 9/18  
**LAST GAME:** W/ 38-35 vs. Western Kentucky



*Dr. Jerry Falwell attends a Liberty football game in 1984.*

## FULFILLING THE MISSION

When Dr. Jerry Falwell founded then Lynchburg Baptist College in the fall of 1971, he painted a clear vision for its athletics department when he stated, "It is our plan to have our athletic program comparable to USC, to Notre Dame, to Alabama, to anyone in time." Although the athletics department moved to the NCAA Division I level on Sept. 1, 1988, the "time" Dr. Falwell spoke about is now. The Flames football program played its first season at the FBS level in 2018, taking the next step to fulfill its founder's visionary dream.

## THE ROAD TO FBS

- 1971** – Liberty University was founded as Lynchburg Baptist College.
- 1973** – Liberty fielded its first football team.
- 1975** – Liberty joined the NAIA as an associate member.
- 1980** – Liberty joined NCAA Division II as an associate member.
- 1988** – Liberty became an official NCAA Division I-AA (later FCS) member.
- 2002** – Liberty became a charter member of the Big South Conference for football.
- 2014** – Liberty made its first NCAA FCS Playoffs appearance.
- Feb. 16, 2017** – The NCAA approved Liberty's request to enter the FBS reclassification process.
- 2017** – Liberty played its final season as an FCS member, but was ineligible for a playoff berth.
- 2018** – Liberty played its first season as an FBS independent.
- 2019** – Liberty played its first full season as an FBS independent and was bowl eligible.
- Dec. 21, 2019** – Liberty defeated Georgia Southern in the FBC Mortgage Cure Bowl in its first-ever bowl game appearance.
- Nov. 1, 2020** – Liberty made its first FBS Top 25 appearance, checking in at No. 25 in the AP poll.
- Dec. 26, 2020** – Liberty defeated an FBS Top 25 opponent for the first time, topping No. 9/11 Coastal Carolina for its second straight FBC Mortgage Cure Bowl victory.

### 2022 Schedule

- Sept. 3 .....at Southern Miss
- Sept. 10 ..... **UAB**
- Sept. 17 ..... at Wake Forest
- Sept. 24 ..... **AKRON**
- Oct. 1 ..... at Old Dominion
- Oct. 8 ..... at UMass
- Oct. 15 ..... **GARDNER-WEBB**
- Oct. 22 ..... **BYU**
- Nov. 5 ..... at Arkansas
- Nov. 12 ..... at UConn
- Nov. 19 ..... **VIRGINIA TECH**
- Nov. 26 ..... **NEW MEXICO STATE**

### 2023 Schedule

- Sept. 2 ..... **BOWLING GREEN**
- Sept. 9 ..... at Coastal Carolina
- Sept. 16 ..... at Buffalo
- Sept. 23 ..... **EASTERN MICHIGAN**
- Sept. 30 ..... **OLD DOMINION**
- Oct. 7 ..... at Miami (Ohio)
- Oct. 14 ..... at Virginia
- Oct. 28 ..... **ETSU**
- Nov. 4 ..... at South Carolina
- Nov. 11 ..... **UCONN**
- Nov. 18 ..... **UMASS**
- Nov. 25 ..... at New Mexico State



**#RISE WITH US- FASTEST GROWING D1 ATHLETICS PROGRAM IN THE COUNTRY**

**IN GOOD COMPANY**



Liberty was one of three NCAA Division I schools to claim its conference auto qualifier or win its conference tournament title in 2020-21. Stanford led the nation with 11 conference championships, while Liberty and Texas each won 10.

**2020-21 Conference Titles**

1. Stanford .....	11
2. Liberty .....	10
Texas .....	10
3. Denver .....	8
High Point .....	8

**HOISTING THE HARDWARE**

**22**

Since the fall of 2018, 13 different Liberty teams have combined to win 22 conference titles.

**LEADING THE COMMONWEALTH**



For the first time in school history, Liberty won the overall Virginia All-State Sports Championship as awarded by the Virginia Sports Information Directors (VaSID).

The VaSID All-State champion is awarded to the best overall winning percentage of the 14 Division I schools in the Commonwealth of Virginia.

Liberty finished the 2020-21 athletics season with an overall winning percentage of 70.5 percent (220-90-7), while winning 10 conference championships and a bowl game.

**SUPER SPRING BY THE NUMBERS**

Of 356 total events during Super Spring 2021, Liberty:

- Posted a 196-83-7 (.698) overall record
- 10 conference titles - SWIM, MBB, WXC, WSOC, MTEN, GOLF, MIT&F, MOT&F, WOT&F, SOFT
- 10 NCAA Tournament appearances
- Four NCAA Tournament wins
- Five nationally ranked teams
- 34 weeks with teams ranked in the national polls
- 12 wins over nationally ranked opponents
- 16 wins over Power 5 teams

**DEPARTMENT ON THE RISE**

**July 2018**

Liberty joins the ASUN Conference, as 17 of the Flames' 20 athletics programs move to the league.

**June 2019**

Liberty concludes its first year in the ASUN Conference with seven conference championships (6 ASUN; 1 CCSA). The Flames sweep ASUN trophies - All Sport, Men's Sports and Women's Sports - in first year in conference.

**December 2019**

Appearing in its first ever bowl, Liberty defeats Georgia Southern 23-16 in the FBC Mortgage Cure Bowl at Emporia Stadium in Orlando, Fla.

**March 2020**

In a year shortened by the COVID-19 pandemic, Liberty wins five conference titles (4 ASUN; 1 CCSA).

**December 2020**

The No. 22 Flames finished their second season of full FBS bowl eligibility with a 10-1 record, winning the FBC Mortgage Cure Bowl for the second year in a row. Liberty downed No. 9/11 Coastal Carolina 37-34 in overtime at Camping World Stadium in Orlando, Fla.

**June 2021**

Liberty wraps up its most successful semester ever, winning 10 conference championships (9 ASUN; 1 CCSA).

**2020 - FOOTBALL FIRSTS**

- First Liberty team to be nationally ranked at the FBS level (No. 25 in AP Poll on Nov. 1, 2020)
- Best ever end of year national ranking:
  - Associated Press - #17
  - Amway Coaches Poll - #18
- First team to defeat a nationally ranked FBS team - No. 9/11 Coastal Carolina on Dec. 6, 2020
- First team to defeat an ACC team - Syracuse on Oct. 17, 2020
- Best start in school history (8-0)
- First Group of Five school to beat two ACC schools in the same season since Houston in 2015
- Liberty tied the school record for wins in a season (Liberty finished the 2008 season with a 10-2 mark)

**THE FBS ASCENT**

The NCAA approved Liberty's wavier to transition to the FBS level on Feb. 16, 2017 and Liberty has quickly found success at the highest level of college football.

**2017: 6-5**

(first year of the FBS transition/last full year at the FCS level)

**2018: 6-6**

(second FBS transitional season)

**2019: 8-5**


(first full season at the FBS Level)

- Cure Bowl Champions

- One of three FBS transitioning teams in NCAA history to win a bowl game during its first season at the FBS level

**2020: 10-1 (Ranked No. 17 in final AP Poll)**

- Cure Bowl Champions
- One of two teams in NCAA history to win back-to-back bowl games during their first two seasons at FBS level



**STADIUM QUICK FACTS**

<b>Opened:</b>	1989
<b>First Game:</b>	Oct. 21, 1989
<b>Result:</b>	Liberty 37, Towson 18
<b>Liberty Record:</b>	129-52
<b>Playing Surface:</b>	AstroTurf
<b>Capacity:</b>	25,000

**LIBERTY FOOTBALL CENTER**

Situated at the north end of Williams Stadium, the Liberty Football Center recently underwent a \$20 million renovation project and reopened in March 2020. Renovations added 18,000 square feet to the building previously known as the Williams Football Operations Center, bringing the total usable space to 65,455 square feet. Highlights of the project include a new locker room, weight room, and recruiting room.

**SINGLE GAME ATTENDANCE RECORDS**

	ATTENDANCE	OPPONENT	DATE
1.	22,551	Montana	Sept. 19, 2015
2.	21,712	Charleston Southern	Nov. 12, 2016
3.	21,671	Syracuse	Aug. 31, 2019
4.	20,838	Richmond	Oct. 4, 2014
5.	20,425	Old Dominion	Sept. 1, 2018
6.	20,393	Kennesaw State	Oct. 24, 2015
7.	20,217	Gardner-Webb	Oct. 25, 2014
8.	19,314	Savannah State	Oct. 2, 2010
9.	19,111	Coastal Carolina	Oct. 15, 2011
10.	18,955	Coastal Carolina	Nov. 19, 2015
11.	18,944	Hampton	Sept. 21, 2019
12.	18,911	Coastal Carolina	Oct. 19, 2013
13.	18,878	James Madison	Sept. 17, 2011
14.	18,803	Delaware State	Sept. 5, 2015
15.	18,674	New Mexico State	Nov. 30, 2019



**LIBERTY'S ALL-TIME LONGEST HOME WINNING STREAKS**

1.	12 games	Sept. 14, 2019 through present
2.	11 games	Nov. 4, 2006 through Oct. 11, 2008
3.	10 games	Oct. 3, 2009 through Sept. 10, 2011

## OFFENSE

#		ELIG	HT	WT	2021 GP/GS	CAREER GP/GS	CONSEC. STARTS
<b>WIDE RECEIVER (X)</b>							
2	Kevin Shaa	R-Sr.	5-10	170	2/1	28/16	1
19	Brody Brumm	R-Jr.	6-0	200	2/0	27/0	0
<b>WIDE RECEIVER (Z)</b>							
81	Noah Frith OR	R-So.	6-4	200	1/0	20/12	0
4	CJ Daniels OR	R-Fr.	6-2	205	2/1	13/3	1
6	Jaiavian Lofton	Jr.	6-1	200	1/1	6/1	0
<b>WIDE RECEIVER (H)</b>							
5	DJ Stubbs OR	Sr.	5-9	185	2/1	49/25	1
3	Demario Douglas	R-Fr.	5-8	170	2/1	17/2	0
<b>LEFT TACKLE</b>							
68	Tristan Schultz	Sr.	6-5	305	2/2	47/36	30
52	Jonathan Graham	R-So.	6-5	325	2/1	26/1	1
<b>LEFT GUARD</b>							
59	Damian Bounds	R-Sr.	6-2	290	2/1	44/22	0
64	Jacob Bodden	R-So.	6-3	310	2/1	17/5	1
<b>CENTER</b>							
65	Thomas Sargeant	R-Sr.	6-2	295	2/2	49/49	49
79	John Kourtis	R-So.	6-5	320	0/0	23/0	0
<b>RIGHT GUARD</b>							
55	Brendan Schlittler	R-So.	6-5	315	2/2	26/12	3
53	Andrew Adair	Fr.	6-4	320	2/0	2/0	0
<b>RIGHT TACKLE</b>							
77	Cooper McCaw	R-Jr.	6-5	305	1/1	37/16	0
74	Bryce Mathews	Sr.	6-6	305	1/0	6/0	0
<b>TIGHT END</b>							
0	Johnny Huntley OR	R-Sr.	6-2	240	2/2	26/14	13
88	Jerome Jackson	R-Jr.	6-3	255	2/1	38/6	0
12	Trevor Hobbs	Sr.	6-4	250	2/0	5/0	0
<b>RUNNING BACK</b>							
8	Joshua Mack	R-Sr.	6-0	205	2/2	25/9	2
15	T.J. Green OR	R-Jr.	5-11	205	2/0	2/0	0
1	Shedro Louis	So.	5-8	170	2/0	23/2	0
<b>QUARTERBACK</b>							
7	Malik Willis	R-Jr.	6-1	225	2/2	12/12	10
11	Johnathan Bennett	R-So.	6-0	220	1/0	8/0	0

## DEFENSE

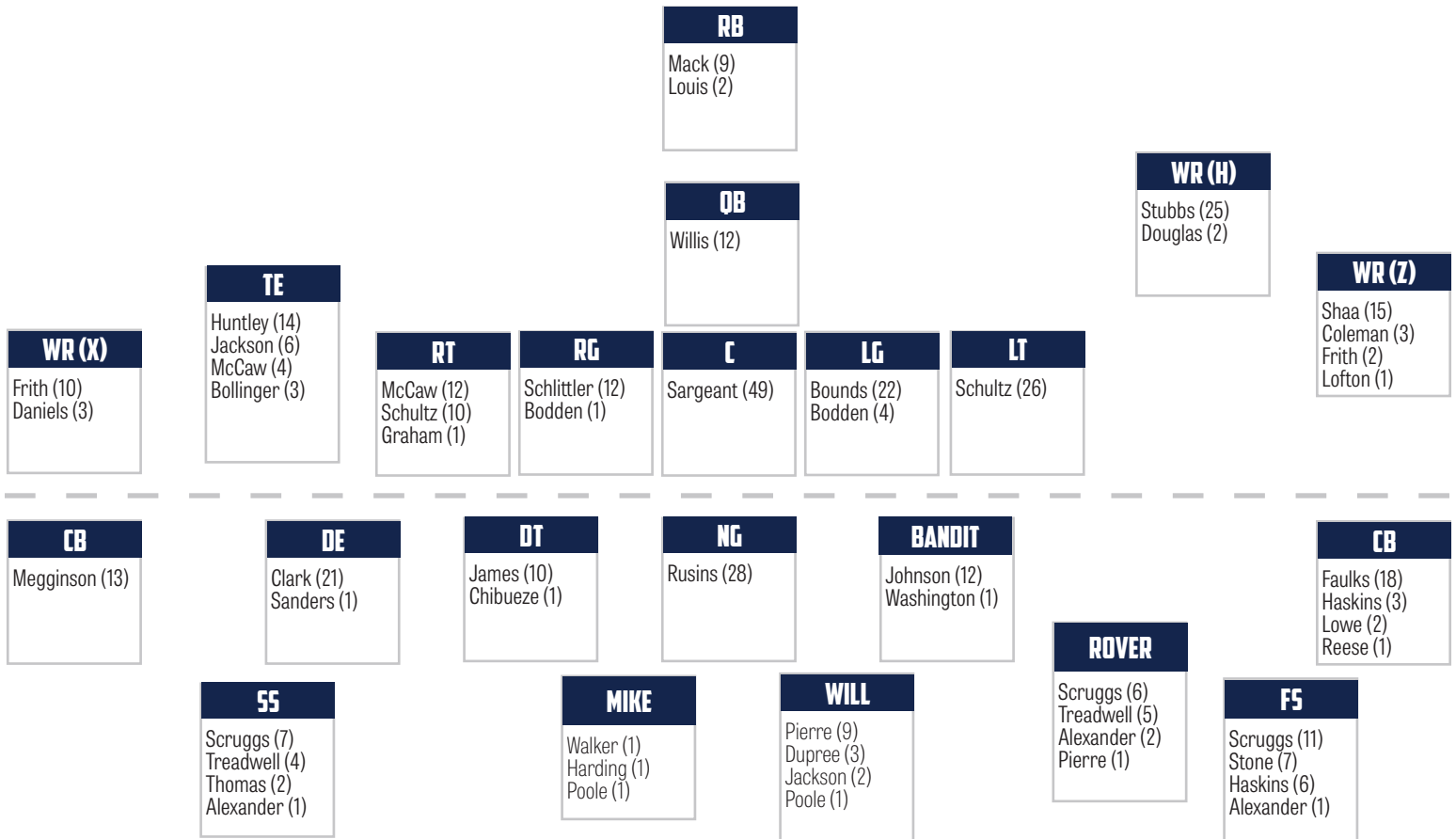
#		ELIG	HT	WT	2021 GP/GS	CAREER GP/GS	CONSEC. STARTS
<b>DEFENSIVE END</b>							
10	TreShaun Clark	So.	6-1	250	2/2	26/21	20
3	Stephen Sings V	R-Fr.	6-3	255	2/0	12/0	0
<b>DEFENSIVE TACKLE</b>							
50	Henry Chibueze OR	R-So.	6-3	315	2/1	17/1	0
55	Elijah James	Sr.	6-5	320	2/1	25/10	1
<b>NOSE GUARD</b>							
99	Ralfs Rusins	R-Sr.	6-6	325	2/2	51/28	26
91	Kendy Charles	R-Fr.	6-0	275	2/0	7/0	0
<b>BANDIT</b>							
11	Durrell Johnson	Jr.	6-3	240	1/1	12/12	0
24	Aakil Washington	R-Fr.	6-2	240	2/1	11/1	1
<b>MIKE</b>							
34	Ahmad Walker OR	Fr.	5-11	215	2/1	2/1	0
0	Rashaad Harding	R-Sr.	6-0	220	2/1	2/1	1
<b>WILL</b>							
12	Storey Jackson	Sr.	6-2	225	2/2	2/2	2
32	Aaron Pierre	R-Jr.	6-0	235	2/0	25/10	0
<b>ROVER</b>							
1	Javon Scruggs	Jr.	5-11	185	2/2	37/24	14
6	Robert Rahimi	So.	6-1	190	2/0	2/0	0
<b>CORNERBACK</b>							
4	Chris Megginson	So.	6-0	190	2/2	26/13	13
7	Marcus Haskins	R-Jr.	6-0	190	1/0	12/9	0
<b>STRONG SAFETY</b>							
5	Skyler Thomas	R-Sr.	5-9	185	2/2	2/2	2
9	Juawan Treadwell	Jr.	5-11	200	2/0	13/9	0
<b>FREE SAFETY</b>							
23	Cedric Stone	R-Sr.	5-11	180	2/2	12/7	7
16	Quinton Reese	R-Fr.	6-0	190	2/0	13/1	0
<b>CORNERBACK</b>							
29	Duron Lowe	R-Sr.	5-10	190	2/2	2/2	2
26	Amarian Williams	Fr.	5-10	170	2/0	2/0	0

## SPECIALISTS

#		ELIG	HT	WT	2021 GP/GS	CAREER GP/GS	CONSEC. STARTS
<b>KICKER</b>							
95	Alex Barbir	R-Sr.	5-10	225	2/2	13/13	13
90	Jason Stricker	R-Fr.	6-1	190	1/0	2/0	0
<b>PUNTER</b>							
46	Aidan Alves	R-Jr.	6-1	220	2/2	38/38	38
37	Max Morgan	Fr.	6-3	225	0/0	0/0	0
<b>LONG SNAPPER</b>							
41	Austin Mock	R-Jr.	6-2	240	2/2	38/38	38
54	Andrew Johns	R-Fr.	5-11	220	0/0	2/0	0

#		ELIG	HT	WT	2021 GP/GS	CAREER GP/GS	CONSEC. STARTS
<b>HOLDER</b>							
46	Aidan Alves	R-Jr.	6-1	220	2/2	38/13	13
13	Will Bowers	R-Fr.	6-0	195	0/0	0/0	0
<b>KICK RETURNER</b>							
1	Shedro Louis	So.	5-8	170			
5	DJ Stubbs	Sr.	5-9	185			
3	Demario Douglas	R-Fr.	5-8	170			
5	Skyler Thomas	R-Sr.	5-9	185			
29	Duron Lowe	R-Sr.	5-10	190			
<b>PUNT RETURNER</b>							
3	Demario Douglas	R-Fr.	5-8	170			
1	Shedro Louis	So.	5-8	170			

## CAREER STARTS BY POSITION



## 2021 OFFENSE GAME-BY-GAME STARTERS

Game	WR (X)	WR (Z)	LT	LG	C	RG	RT	TE	WR (H)	RB	QB
Campbell	Jackson (TE)	Lofton	Schultz	Bounds	Sargeant	Schlittler	McCaw	Huntley	Douglas	Mack	Willis
Troy	Daniels	Shaa	Schultz	Bodden	Sargeant	Schlittler	Graham	Huntley	Douglas	Mack	Willis
ODU											
Syracuse											
UAB											
Middle Tenn.											
ULM											
North Texas											
UMass											
Ole Miss											
Louisiana											
Army											

## 2021 DEFENSE GAME-BY-GAME STARTERS

Game	DE	DT	NG	BANDIT	MLB	WLB	ROVER	CB	SS	FS	CB
Campbell	Clark	Chibueze	Rusins	Johnson	Walker	Jackson	Scruggs	Megginson	Thomas	Stone	Lowe
Troy	Clark	James	Rusins	Washington	Harding	Jackson	Scruggs	Megginson	Thomas	Stone	Lowe
ODU											
Syracuse											
UAB											
Middle Tenn.											
ULM											
North Texas											
UMass											
Ole Miss											
Louisiana											
Army											

NO.	NAME	YEAR	POS.	HT.	WT.	HOMETOWN	H.S./PREVIOUS
0	Johnny Huntley	R-Sr.	TE	6-2	240	Plantation, Fla.	South Plantation (Colorado)
0	Rashaad Harding	R-Sr.	LB	6-0	220	Carencro, La.	Carencro HS (ULM)
1	Shedro Louis	So.	RB	5-8	170	Immokalee, Fla.	Immokalee HS
1	Javon Scruggs	Jr.	S	5-11	185	Appomattox, Va.	Appomattox HS
2	Kevin Shaa	R-Sr.	WR	5-10	170	San Francisco, Calif.	McClymonds HS (CC of San Fran.)
2	Kaci Seegars	Fr.	DE	6-2	225	Charlotte, N.C.	William A. Hough HS
3	Demario Douglas	R-Fr.	WR	5-8	170	Jacksonville, Fla.	Mandarin HS
3	Stephen Sings V	R-Fr.	DE	6-3	255	Charlotte, N.C.	Zebulon B. Vance HS
4	CJ Daniels	R-Fr.	WR	6-2	205	Lilburn, Ga.	Parkview HS
4	Chris Megginson	So.	CB	6-0	190	Lynchburg, Va.	Heritage HS
5	DJ Stubbs	Sr.	WR	5-9	185	Jacksonville, Fla.	University Christian School
5	Skyler Thomas	R-Sr.	S	5-9	185	Riverside, Calif.	Citrus Hill HS (Washington State)
6	Jaiivan Lofton	Jr.	WR	6-1	200	Rancho Cucamonga, Calif.	Rancho Cucamonga (Chaffey Coll.)
6	Robert Rahimi	So.	S	6-1	190	Santa Ana, Calif.	Cornerstone Christ. (Saddleback CC)
7	Malik Willis	R-Jr.	QB	6-1	225	Atlanta, Ga.	Roswell HS (Auburn)
7	Marcus Haskins	R-Jr.	CB	6-0	190	St. Paul, Minn.	East Ridge HS (Iowa Western CC)
8	Joshua Mack	R-Sr.	RB	6-0	205	Rochester, N.Y.	Pittsford-Mendon HS (Maine)
8	Jimmy Faulks	R-Sr.	CB	6-1	185	St. Petersburg, Fla.	Lakewood HS
9	Sean Brown	R-Fr.	QB	6-1	200	Apex, N.C.	Middle Creek HS
9	Juawan Treadwell	Jr.	S	5-11	200	Crete, Ill.	Crete-Monee HS (Independence CC)
10	Nate Hampton	Fr.	QB	6-6	235	Advance, N.C.	Davie County HS
10	TreShaun Clark	So.	DE	6-1	250	Cape Coral, Fla.	Cape Coral HS
11	Johnathan Bennett	R-So.	QB	6-0	220	Summerville, S.C.	Summerville HS
11	Durrell Johnson	Jr.	DE	6-3	240	Baltimore, Md.	Overlea HS (ASA College)
12	Trevor Hobbs	Sr.	TE	6-4	250	Elkhart, Ind.	Jimtown HS (Golden West College)
12	Storey Jackson	Sr.	LB	6-2	225	Kansas City, Kan.	Olathe North HS (Prairie View A&M)
13	Will Bowers	R-Fr.	QB	6-0	195	Southlake, Texas	Carroll Senior HS
13	Jaylon Jimmerson	So.	S	5-10	200	Pittsburg, Texas	Pittsburg HS (Incarnate Word)
14	Stetson Moore	R-So.	TE	6-4	250	Philadelphia, Miss.	Philadelphia HS (Pearl River CC)
14	Deon Biggins	R-Fr.	CB	6-1	170	Horn Lake, Miss.	Horn Lake HS
15	T.J. Green	R-Jr.	RB	5-11	205	Chandler, Ariz.	Chandler HS (Utah)
15	Jayod Sanders	Sr.	DE	6-3	240	Tallahassee, Fla.	Leon HS
16	Quinton Reese	R-Fr.	S	6-0	190	Alpharetta, Ga.	Blessed Trinity Catholic HS
17	Khaleb Coleman	R-Sr.	WR	6-2	230	Washington, D.C.	Woodrow Wilson HS
17	Benjamin Alexander	R-Sr.	S	6-1	200	Spring Mills, Pa.	Penns Valley HS
18	Kaidon Salter	Fr.	QB	6-1	190	Cedar Hill, Texas	Cedar Hill HS (Tennessee)
18	Ahmad Jackson	R-Fr.	WR	6-1	205	Atlanta, Ga.	Sandy Creek HS
18	Isaiah Avery	R-Jr.	CB	6-0	175	Antioch, Calif.	Antioch HS (CC of San Fran.)
19	Brody Brumm	R-Jr.	WR	6-0	200	Winamac, Ind.	Winamac HS
20	Troy Henderson	R-So.	RB	5-9	165	Franklin, Tenn.	Independence HS
20	Jerome Jolly, Jr.	R-Fr.	LB	5-11	215	Jacksonville, Fla.	Mandarin HS
21	Treon Sibley	R-Fr.	WR	6-0	210	Akron, Ohio	Coventry HS
21	Sam Guridy	Fr.	S	6-0	185	Lynchburg, Va.	E.C. Glass HS
22	Daijahn Anthony	R-So.	CB	6-0	205	Richmond, Va.	Hermitage HS (Shepherd)
23	Malik Caper	R-Fr.	RB	6-0	235	Hurst, Texas	Grapevine Faith Christian School
23	Cedric Stone	R-Sr.	S	5-11	180	Charlotte, N.C.	Independence HS (Georgia State)
24	Aakil Washington	R-Fr.	DE	6-2	240	Marietta, Ga.	Wheeler HS
25	Gabe Fuster	R-Fr.	LB	6-0	250	Labelle, Va.	Deep Creek HS
26	Amarian Williams	Fr.	CB	5-10	170	Cedar Hill, Texas	Cedar Hill HS
27	Micah Glaize	So.	LB	6-0	205	Lynchburg, Va.	Brookville HS
28	Tyron Staples	Sr.	RB	5-11	225	Bedford, Va.	Liberty HS
28	Chance Smith	R-Fr.	S	5-11	195	Wake Forest, N.C.	Wake Forest HS
29	Duron Lowe	R-Sr.	CB	5-10	190	Kansas City, Kan.	Aquinas HS (UTEP)
30	Michael Bollinger	R-Jr.	TE	5-11	245	Spartanburg, S.C.	Boiling Springs HS
31	Tim Coutras	Fr.	S	6-1	205	Nashville, Tenn.	Nolensville HS
32	Aaron Pierre	R-Jr.	LB	6-0	235	Tampa, Fla.	Cambridge Christian School
33	Frank Boyd	R-Jr.	RB	5-11	200	Chesterfield, Va.	Manchester HS
33	Aaron Lovins	R-Fr.	S	5-11	195	Nashville, Tenn.	Brentwood Academy
34	Ahmad Walker	Fr.	LB	5-11	215	Warner Robins, Ga.	Warner Robins HS
35	Tyren Dupree	R-So.	LB	6-1	240	Leesburg, Ala.	Cherokee HS

**ALPHABETICAL ROSTER**

No.	Name	Pos.
53	Andrew Adair	OL
17	Benjamin Alexander	S
46	Aidan Alves	P
22	Daijahn Anthony	CB
80	Kylen Austin	WR
18	Isaiah Avery	CB
95	Alex Barbir	K
60	Gage Bassham	OL
84	Brayden Beck	K
11	Johnathan Bennett	QB
14	Deon Biggins	CB
64	Jacob Bodden	OL
30	Michael Bollinger	TE
92	Chris Boti	DL
59	Damian Bounds	OL
13	Will Bowers	QB
33	Frank Boyd	RB
63	Carter Bradley	OL
91	Jake Brickell	P
42	Nick Brown	K
9	Sean Brown	QB
19	Brody Brumm	WR
97	Marquise Brunson	DL
56	Will Buchanan	OL
75	Mason Bundy	OL
23	Malik Caper	RB
43	Joseph Carter	LB
91	Kendy Charles	DT
50	Henry Chibueze	DT
67	Jay Clark	OL
10	TreShaun Clark	DE
17	Khaleb Coleman	WR
31	Tim Coutras	S
82	D'Wayne Crawford	WR
4	CJ Daniels	WR
36	Daniel Darko	S
3	Demario Douglas	WR
35	Tyren Dupree	LB
8	Jimmy Faulks	CB
81	Noah Frith	WR
25	Gabe Fuster	LB
27	Micah Glaize	LB
52	Jonathan Graham	OL
15	T.J. Green	RB
93	William Green	DT
21	Sam Guridy	S
10	Nate Hampton	QB
78	Brian Hannibal	OL
0	Rashaad Harding	LB
94	Jay Hardy	DE
7	Marcus Haskins	CB
85	Trey Hatcher	TE
51	Harrison Hayes	OL
20	Troy Henderson	RB
12	Trevor Hobbs	TE
0	Johnny Huntley	TE
18	Ahmad Jackson	WR
88	Jerome Jackson	TE
12	Storey Jackson	LB
55	Elijah James	DT

NO.	NAME	YEAR	POS.	HT.	WT.	HOMETOWN	H.S./PREVIOUS
36	Daniel Darko	R-Jr.	S	6-1	190	Baltimore, Md.	Seed School of Maryland (Marshall)
37	Max Morgan	Fr.	K	6-3	225	Greenville, S.C.	Christ Church Episcopal School
38	Cade Robinson	Jr.	LB	6-0	200	Elizabethtown, Pa.	Elizabethtown HS
39	Russian Williams	R-Fr.	RB	5-6	155	Burke, Va.	Robinson HS
40	BJ Wheat	R-Fr.	TE	6-3	270	Lynchburg, Va.	E.C. Glass HS
41	Austin Mock	R-Jr.	LS	6-2	240	Lynchburg, Va.	Liberty Christian Academy
42	Micaiah Overton	R-Fr.	DT	6-3	300	College Station, Texas	Bessemer Academy
42	Nick Brown	Fr.	K	6-4	155	Frisco, Texas	Centennial HS
43	Joseph Carter	Fr.	LB	6-0	235	Jacksonville, Fla.	University Christian HS
44	Ike Okoye	R-Fr.	DE	6-3	235	Silver Spring, Md.	Wheaton HS
45	Jackson Shirer	Fr.	DL	6-1	245	Arlington, Texas	Martin HS
46	Aidan Alves	R-Jr.	P	6-1	220	Dillsburg, Pa.	Northern York HS
47	Austin Turner	Fr.	LS	6-1	265	Elon, N.C.	Western Alamance HS
48	Rashad Whitehead	R-Fr.	DE	6-2	275	Atlanta, Ga.	B.E.S.T. Academy
50	Chase Mitchell	R-Fr.	OL	6-4	330	Washington, Pa.	Washington HS
50	Henry Chibueze	R-So.	DT	6-3	315	Woodbridge, Va.	Woodbridge HS
51	Harrison Hayes	Fr.	OL	6-4	285	Wexford, Pa.	Pine-Richland HS
52	Jonathan Graham	R-So.	OL	6-5	325	La Plata, Md.	La Plata HS
53	Andrew Adair	Fr.	OL	6-4	320	Warrenton, Va.	Kettle Run HS
54	Andrew Johns	R-Fr.	LS	5-11	220	Clermont, Fla.	Foundation Academy
55	Brendan Schlittler	R-So.	OL	6-5	315	Eureka, Mo.	Eureka HS
55	Elijah James	Sr.	DT	6-5	320	Chicago, Ill.	Oswego East HS (Iowa Western CC)
56	Will Buchanan	R-Fr.	OL	6-6	325	Asheville, N.C.	Christ School
57	Carl Poole	R-Fr.	LB	5-11	235	Danville, Va.	George Washington HS
59	Damian Bounds	R-Sr.	OL	6-2	290	Ellenwood, Ga.	Stockbridge HS
60	Gage Bassham	R-Fr.	OL	6-5	305	Abingdon, Va.	Lord Botetourt HS
63	Carter Bradley	R-Jr.	OL	6-2	305	Lynchburg, Va.	Liberty Christian Academy
64	Jacob Bodden	R-So.	OL	6-3	310	Hoover, Ala.	Hoover HS
65	Thomas Sargeant	R-Sr.	OL	6-2	295	Mechanicsville, Va.	Atlee HS
67	Jay Clark	Fr.	OL	6-0	215	Flowood, Miss.	Hartfield Academy
68	Tristan Schultz	Sr.	OL	6-5	305	Culver, Ind.	Culver Community HS (Fork Union)
70	Boyd Rogish	R-Jr.	OL	6-3	300	York, Pa.	Homeschooled
73	Hunter Porterfield	Fr.	OL	6-4	285	Richmond, Va.	Benedictine College Prep
74	Bryce Mathews	Sr.	OL	6-6	305	Franklin, Tenn.	Brentwood Academy (Ole Miss)
75	Mason Bundy	Fr.	OL	6-6	300	Mineral Bluff, Ga.	Fannin County HS
77	Cooper McCaw	R-Jr.	OL	6-5	305	Roanoke, Texas	Grapevine Faith CS
77	Khristian Zachary	Fr.	DL	6-2	270	Fayetteville, Ga.	Carrollton HS
78	Brian Hannibal	R-Fr.	OL	6-3	295	Silver Spring, Md.	James Hubert Blake HS
79	John Kourtis	R-So.	OL	6-5	320	Toronto, Ontario, Canada	Canada Prep
80	Kylen Austin	Fr.	WR	6-0	155	Baltimore, Md.	St. Paul's School
81	Noah Frith	R-So.	WR	6-4	200	Woodstock, Ga.	Woodstock HS
82	D'Wayne Crawford	R-So.	WR	5-6	160	Concord, N.C.	CFA Academy (East Carolina)
83	Carlos Poole	R-Fr.	WR	6-2	190	Danville, Va.	George Washington HS
84	Brayden Beck	Fr.	K	5-11	180	Carrollton, Texas	Hebron HS
85	Trey Hatcher	So.	TE	6-3	250	Lynchburg, Va.	Liberty Christian Academy
86	Eddie Ogle	R-Fr.	WR	5-9	180	Allentown, Pa.	Liberty Christian Academy
87	Brayden Monday	R-Fr.	TE	6-4	235	Waynesville, N.C.	Tuscola HS
88	Jerome Jackson	R-Jr.	TE	6-3	255	Fort Worth, Texas	Timber Creek HS
89	Cade Rowland	R-Fr.	WR	5-7	170	Freeport, Fla.	South Walton HS
90	Karsen Perkins	R-Fr.	DT	6-4	265	Concord, N.C.	NW Cabarrus HS
90	Jason Stricker	R-Fr.	K/P	6-1	190	Waxhaw, N.C.	Marvin Ridge HS
91	Kendy Charles	R-Fr.	DT	6-0	275	Orange Park, Fla.	Orange Park HS
91	Jake Brickell	R-Fr.	P	6-2	215	Franklin, Tenn.	Independence HS
92	Chris Boti	Fr.	DL	6-1	290	Columbia, Md.	St. Vincent Pallotti HS
93	William Green	R-Jr.	DT	6-5	315	Albany, Ga.	Westover HS (Georgia Military Coll.)
94	Jay Hardy	Fr.	DE	6-3	320	Chattanooga, Tenn.	McCallie HS (Auburn)
95	Alex Barbir	R-Sr.	K	5-10	225	Alpharetta, Ga.	South Forsyth HS (Penn State)
96	Jonathan Slaughter	Fr.	DL	5-10	235	Charlotte, N.C.	Mallard Creek HS
97	Marquise Brunson	Fr.	DL	6-2	265	Virginia Beach, Va.	Princess Anne HS
99	Ralfs Rusins	R-Sr.	DT	6-6	325	Carnikava, Latvia	Riga Hansa Secondary School

ALPHABETICAL ROSTER		
No.	Name	Pos.
13	Jaylon Jimmerson	S
54	Andrew Johns	LS
11	Durrell Johnson	DE
20	Jerome Jolly, Jr.	LB
79	John Kourtis	OL
6	Jaivian Lofton	WR
1	Shedro Louis	RB
33	Aaron Lovins	S
29	Duron Lowe	CB
8	Joshua Mack	RB
74	Bryce Mathews	OL
77	Cooper McCaw	OL
4	Chris Megginson	CB
50	Chase Mitchell	OL
41	Austin Mock	LS
87	Brayden Monday	TE
14	Stetson Moore	TE
37	Max Morgan	K
86	Eddie Ogle	WR
44	Ike Okoye	DE
42	Micaiah Overton	DT
90	Karsen Perkins	DT
32	Aaron Pierre	LB
57	Carl Poole	LB
83	Carlos Poole	WR
73	Hunter Porterfield	OL
6	Robert Rahimi	S
16	Quinton Reese	S
38	Cade Robinson	LB
70	Boyd Rogish	OL
89	Cade Rowland	WR
99	Ralfs Rusins	DT
18	Kaidon Salter	QB
15	Jayod Sanders	DE
65	Thomas Sargeant	OL
55	Brendan Schlittler	OL
68	Tristan Schultz	OL
1	Javon Scruggs	S
2	Kaci Seegars	DE
2	Kevin Shaa	WR
45	Jackson Shirer	DL
21	Treon Sibley	WR
3	Stephen Sings V	DE
96	Jonathan Slaughter	DL
28	Chance Smith	S
28	Tyron Staples	RB
23	Cedric Stone	S
90	Jason Stricker	K/P
5	DJ Stubbs	WR
5	Skyler Thomas	S
9	Juawan Treadwell	S
47	Austin Turner	LS
34	Ahmad Walker	LB
24	Aakil Washington	DE
40	BJ Wheat	TE
48	Rashad Whitehead	DE
26	Amarian Williams	CB
39	Russian Williams	RB
7	Malik Willis	QB
77	Khristian Zachary	DL

## BROADCAST NOTES

DATE	OPPONENT	TIME (EST)	RADIO	TV
Sept. 4	Campbell	6 p.m.	<b>LFSN RADIO</b>	<b>ESPN 3</b>
Sept. 11	at Troy	7 p.m.	<b>LFSN RADIO</b>	<b>ESPN+</b>
Sept. 18	Old Dominion	6 p.m.	<b>LFSN RADIO</b>	<b>ESPN 3</b>
Sept. 24	at Syracuse	8 p.m.	<b>LFSN RADIO</b>	<b>ACCN</b> <small>ESPN</small>
Oct. 2	at UAB	7 p.m.	<b>LFSN RADIO</b>	<b>CBS SPORTS NETWORK</b>
Oct. 9	Middle Tennessee	3:30 p.m.	<b>LFSN RADIO</b>	
Oct. 16	at ULM	7 p.m.	<b>LFSN RADIO</b>	
Oct. 23	at North Texas	4 p.m.	<b>LFSN RADIO</b>	
Oct. 30	UMass	TBA	<b>LFSN RADIO</b>	
Nov. 6	at Ole Miss	TBA	<b>LFSN RADIO</b>	
Nov. 20	Louisiana	TBA	<b>LFSN RADIO</b>	
Nov. 27	Army	TBA	<b>LFSN RADIO</b>	

## RADIO AFFILIATES

### Flagship Station:

Journey FM (88.3 FM WRVL)

### Network Affiliates:

#### Virginia

Charlottesville – 97.1 FM  
Clifton Forge – 90.9 FM  
Marion – 94.7 FM  
Newport News – 96.9 FM  
Pulaski/Roanoke – 106.5 FM  
Richmond – 94.9 FM  
Shenandoah Valley – 95.5 FM

Suffolk – 107.3 FM  
Virginia Beach – 98.3 FM  
Williamsburg – 100.1 FM  
Wytheville – 101.9 FM

#### North Carolina

Elizabeth City – 88.3 FM  
Norlina – 94.3 FM  
Roanoke Rapids – 91.1 FM  
Rocky Mount – 107.3 FM

## PLAYERS BY HOME STATE/COUNTRY

Virginia	21
Florida	13
Georgia	13
North Carolina	13
Texas	11
Maryland	7
Pennsylvania	7
Tennessee	6
California	5
Indiana	3
Mississippi	3
South Carolina	3
Alabama	2
Illinois	2
Kansas	2
Arizona	1
Louisiana	1
Minnesota	1
Missouri	1
New York	1
Ohio	1
District of Columbia	1
Canada	1
Latvia	1

## FORMER FLAMES IN THE NFL DRAFT

### 1985

**Fred Banks**  
Cleveland Browns  
8th Round

### 1986

**Kelvin Edwards**  
New Orleans Saints  
4th Round

### 1989

**Richard Shelton**  
Denver Broncos  
10th Round

### 1990

**Eric Green**  
Pittsburgh Steelers  
1st Round

### Donald Smith

Minnesota Vikings  
10th Round

### 2009

**Rashad Jennings**  
Jacksonville Jaguars  
7th Round

### 2014

**Walt Aikens**  
Miami Dolphins  
4th Round

### 2020

**Antonio Gandy-Golden**  
Washington Football Team  
4th Round



### Pronunciation Guide

1	Shedro (SHED-dro) Lewis	29	Duron (Du-RON) Lowe
1	Javon (JAY-von) Scruggs	30	Michael Bollinger (Bowl-in-JER)
2	Kevin Shaa (like AH)	31	Tim Coutras (Koo-tris)
4	Chris Megginson (Megan-son)	35	Tyren (Ty-WREN) Dupree (DO-ree)
6	Jaivian (Jay-VEE-in) Lofton	42	Micaiah (Mick-EYE-uh) Overton
6	Robert "Rocket" Rahimi (Rah-HE-ME)	44	Ike Okoye (Oh-Koy-Ye)
7	Malik (Muh-LEAK) Willis	45	Jackson Shirer (SKY-er)
9	Juawan (Juh-WAN) Treadwell	46	Aidan Alves (AL-vis)
10	TreShaun (Tray-Shaun) Clark	50	Henry Chibueze (Chi-BOO-zee)
11	Durrell (Duh-rel) Johnson	55	Brendan Schlittler (SHLIT-ler)
15	Jayod (JAY-odd) Sanders	60	Gage Bassham (BASH-um)
17	Khaleb (Caleb) Coleman	64	Jacob Bodden (Bod-IN)
19	Brody Brumm (like drum)	70	Boyd Rogish (Row-GISH)
21	Treon (TREY-on) Sibley (SIB-lee)	79	John Kourtis (Curtis)
22	Dajahn (DAY-jon) Anthony	86	Eddie Ogle (OH-gull)
23	Malik (Muh-LEAK) Caper	90	Jason Stricker (rhymes with kicker)
24	Aakil (Ah-KEEL) Washington	91	Kendy (Ken-DEE) Charles
25	Gabe Fuster (FOO-ster)	91	Jake Brickell (Brick-UHL)
26	Amarian (Oh-MAR-E-ON) Williams	92	Chris Boti (Body)
27	Micah Glaize (like glaze)	95	Alex Barbir (BAR-beer)
28	Tyron (Ty-RON) Staples	97	Marquise Brunson (Mar-KEESE)
		99	Ralphs Rusins (ROO-sins) (both are plural)





<b>YEAR AT LIBERTY</b>	<b>Third</b>
<b>ALMA MATER</b>	<b>Southern Miss, '92</b>
<b>WIFE</b>	<b>Jill</b>
<b>CHILDREN</b>	<b>Ragan, Jordan, &amp; Madison</b>

**5 Bowl Game Appearances ^ (4-1 Record)**

**2013 Grant Teaff FCA Coach of the Year**

**2011 Sun Belt Coach of the Year**

## THE FREEZE FILE

### HEAD COACH

	Overall		Conference	
	W	L	W	L
2021 - Liberty	2	0	0	0
2020 - Liberty	10	1	0	0
2019 - Liberty	8	5	0	0
2016 - Ole Miss^	0	7	0	6
2015 - Ole Miss	10	3	6	2
2014 - Ole Miss^	1	4	0	3
2013 - Ole Miss^	1	5	0	5
2012 - Ole Miss^	0	6	0	5
2011 - Arkansas St.	10	2	8	0
2009 - Lambuth	12	1	6	0
2008 - Lambuth	8	4	4	1
<b>Career Totals</b>	<b>62</b>	<b>38</b>	<b>24</b>	<b>22</b>
<b>Liberty Totals</b>	<b>20</b>	<b>6</b>	<b>0</b>	<b>0</b>

^ Record does not reflect 27 total vacated wins during the 2012, 2013, 2014, and 2016 seasons and a bowl game appearance in 2012 (BBVA Compass Bowl)

## FREEZE IN BOWL GAMES

### 2020 Season - Liberty

**Cure Bowl - Dec. 26, 2020 (Orlando, Fla.)**  
Liberty 37, Coastal Carolina 34

### 2019 Season - Liberty

**Cure Bowl - Dec. 21, 2019 (Orlando, Fla.)**  
Liberty 23, Georgia Southern 16

### 2015 Season - Ole Miss

**Sugar Bowl - Jan. 1, 2016 (New Orleans, La.)**  
Ole Miss 48, Oklahoma State 20

### 2014 Season - Ole Miss

**Peach Bowl - Dec. 31, 2014 (Atlanta, Ga.)**  
TCU 42, Ole Miss 3

### 2013 Season - Ole Miss

**Music City Bowl - Dec. 30, 2013 (Nashville, Tenn.)**  
Ole Miss 25, Georgia Tech 17

### Freeze's Liberty Tenure (2019-Present) by the Numbers

- » 1 - Led the program to its first ever bowl game appearance and bowl game victory in 2010
- » 2 - Liberty is one of two teams in NCAA history to win bowl games during their first two full seasons at the FBS level (2019 & 2020)
- » 3 - Liberty was one of three teams in the country in 2020 to rank in the top 20 in both total offense and total defense, joining Clemson and BYU
- » 6 - Freeze was one of six finalists for the 2020 George Munger Collegiate Coach of the Year Award
- » 9 - The Flames knocked off No. 9/11 ranked Coastal Carolina in the 2020 Cure Bowl, marking the first time Liberty had defeated a nationally ranked FBS opponent in program history
- » 10 - Liberty tied a program record with 10 wins during the 2020 season
- » 17 - The Flames finished the 2020 season ranked No. 17 in the final Associated Press poll, its first-ever end of the year national ranking

### Freeze's Ole Miss Tenure (2012-16) by the Numbers

- » 1 - Top ranked scoring defense in the country in 2014 (16.0 points allowed per game)
- » 2 - Alabama's national ranking when Ole Miss defeated the Crimson Tide, 43-37, in Tuscaloosa, Ala., on Sept. 19, 2015
- » 4 - Top 15 ranked recruiting classes, including top-five classes in 2013 and 2016
- » 7 - All-Americans coached during his time at Ole Miss
- » 11 - Ole Miss players selected in the NFL Draft during Freeze's coaching tenure, including three first-round selections in 2016
- » 18 - Number of times Ole Miss scored 40 or more points in a game during Freeze's coaching career with the Rebels, including six games with 50 or more points scored
- » 121 - Players who earned their degrees during Freeze's time as head coach
- » 2014 - Finalist for the Bear Bryant Award and the Dobb Trophy

### Freeze's Arkansas State Tenure (2011) by the Numbers

- » 1 - First 10-win season during Arkansas State's time as an FBS program
- » 13 - Players who earned All-Sun Belt Conference honors, including both the league's Offensive Player of the Year and Defensive Player of the Year

## The Road to Liberty



**Liberty  
HEAD COACH**  
2019 - Present



**Arizona Hotshots  
OFF. COORDINATOR**  
OCT. 2018-DEC. 2018



**Ole Miss  
HEAD COACH**  
2012-16



**Arkansas State  
HEAD COACH**  
2011  
**OFF. COORDINATOR**  
2010



**San Jose State  
OFF. COORDINATOR**  
DEC. 2009-FEB. 2010



**Lambuth  
HEAD COACH**  
2008-09



**Ole Miss  
TE/RECRUITING**  
2006-07  
**ASST. AD**  
2005

**OFFENSE**



**KENT AUSTIN** (Booth)  
*Co-Offensive Coordinator/Quarterbacks*  
**Hometown:** Natick, Mass.  
**Alma Mater:** Ole Miss, '85  
**Year in Coaching:** 19  
**Children:** Kendall, Kassidy,  
& Wesley



**MAURICE HARRIS** (Booth)  
*Co-Offensive Coordinator/Wide Receivers*  
**Hometown:** Memphis, Tenn.  
**Alma Mater:** Arkansas State, '98  
**Year in Coaching:** 23  
**Wife:** LaQuesha  
**Children:** Arami & Cortlynn



**BEN AIGAMAUA** (Field)  
*Tight Ends*  
**Hometown:** Leone, American Samoa  
**Alma Mater:** Lambuth, '10  
**Year in Coaching:** 12  
**Wife:** Kendra  
**Children:** Lily & Ben



**BRUCE JOHNSON** (Field)  
*Running Backs*  
**Hometown:** Phoenix, Ariz.  
**Alma Mater:** Arizona State, '99  
**Year in Coaching:** 24  
**Wife:** Michelle  
**Children:** Jaidyn, Brayden,  
& Aydin



**SAM GREGG** (Field)  
*Offensive Line*  
**Hometown:** Amory, Miss.  
**Alma Mater:** Murray State, '02  
**Year in Coaching:** 19  
**Wife:** Mandy  
**Child:** Britt

**DEFENSE/SPEC. TEAMS**



**SCOTT SYMONS** (Booth)  
*Defensive Coordinator/Linebackers*  
**Hometown:** Hurst, Texas  
**Alma Mater:** Lindenwood, '08  
**Year in Coaching:** 14  
**Wife:** Kristen  
**Children:** Peyton, Hudson,  
& Rhett



**JOSH ALDRIDGE** (Field)  
*Defensive Line*  
**Hometown:** Jackson, Tenn.  
**Alma Mater:** Harding, '12  
**Year in Coaching:** 9  
**Wife:** Jessica  
**Children:** Braxton & Nora



**RICKEY HUNLEY** (Field)  
*Cornerbacks*  
**Hometown:** Kansas City, Mo.  
**Alma Mater:** Drake, '05  
**Year in Coaching:** 17  
**Wife:** Nakisha  
**Children:** Taylor, Raegan,  
& Kamyryn



**JACK CURTIS** (Booth)  
*Safeties*  
**Hometown:** Birmingham, Ala.  
**Alma Mater:** Evangel, '87  
**Year in Coaching:** 35  
**Wife:** Michelle  
**Children:** Carolina &  
Georganna



**TANNER BURNS** (Field)  
*Special Teams Coordinator/Outside LBs*  
**Hometown:** San Jose, Calif.  
**Alma Mater:** Ole Miss, '12  
**Year in Coaching:** 9  
**Wife:** Becca  
**Child:** Blakely



**Class**  
Redshirt Junior

**Height/Weight**  
6-1/225

**Hometown**  
Atlanta, Ga.

**High School**  
Roswell HS

**WILLIS BY THE NUMBERS**

**11-1**

Willis is 11-1 as a collegiate starting quarterback, with all of his starts coming as a Liberty Flame. His first collegiate start (Sept. 19, 2020 at Western Kentucky) did not come until his fourth year of college. Willis became the first Liberty quarterback ever to win his first seven starts.

**6 Passing TDs**

Willis passed for a career-high six touchdowns on Oct. 24, 2020 against Southern Miss, tying the program record set by Phil Basso against Mars Hill in 1984.

**345 Passing Yards**

Willis threw for a career-high 345 yards during the Flames' Oct. 24, 2020 victory over Southern Miss, becoming the first Liberty player not named Stephen Calvert with a 300-yard game since Josh Woodrum on Oct. 17, 2015 at Monmouth.

**2 300-Yard Passing Games**

Willis has thrown for 300 yards twice as a Flame, doing so versus Southern Miss on Oct. 24, 2020 and against Western Carolina on Nov. 14, 2020.

**4 Rushing TDs**

Willis rushed for four touchdowns during the Flames' Cure Bowl victory over Coastal Carolina on Dec. 26, 2020. That set a program record for most rushing TDs by a Flames QB. The previous mark of three touchdowns was co-held by Glenn Inverso (Sept. 1, 1979 vs. Hampton) and Willis in his Liberty debut (Sept. 19, 2020 at Western Kentucky).

**168 Rushing Yards**

Willis rushed for 168 yards during his Flames debut, Sept. 19, 2020 at Western Kentucky. It was the most in a single game by a quarterback in program history.

**3 100-Yard Rushing Games**

Willis rushed for a career-high 168 yards at Western Kentucky on Sept. 19, 2020. He also went over the century mark in victories at Virginia Tech (Nov. 7, 2020) and against Coastal Carolina in the Cure Bowl (Dec. 26, 2020).

**HAULING IN THE HARDWARE**



Davey O'Brien Award Quarterback Class of 2020 member

2020 Phil Steele Postseason All-America honorable mention selection

2020 Phil Steele Postseason All-Independent second team

2020 Dudley Award winner (top player in Virginia as presented by the Richmond Times-Dispatch)

2020 Touchdown Club of Richmond Offensive Back of the Year award winner

2020 VaSID Offensive Player of the Year

2020 VaSID All-State first team honoree

Three-time CFPA National Performer of the Week – Honorable Mention (Sept. 20, Oct. 25 & Nov. 15, 2020)

Two-time Davey O'Brien Award “Star of the Week” (Sept. 21 and Oct. 26, 2020)

Three-time Manning Award “Star of the Week” (Sept. 28, Oct. 26 & Nov. 9, 2020)

**RECORD BREAKER**

Willis has been breaking program records ever since his spectacular Liberty debut at Western Kentucky on Sept. 19, 2020.

**Liberty Single-Game Rushing Yards by a QB**  
**Willis's Program Record:** 168 at Western Kentucky (Sept. 19, 2020)

**Liberty Single-Game Rushing TDs by a QB**  
**Willis's Program Record:** 4 vs. Coastal Carolina (Dec. 26, 2020)

**Liberty Single-Game Passing TDs**  
**Willis's Shared Program Record:** 6 vs. Southern Miss (Oct. 24, 2020)

**Liberty Single-Game TDs Responsible For**  
**Willis's Program Record:** 7 vs. Southern Miss (Oct. 24, 2020)

**Liberty Single-Season Rushing Yards by a QB**  
**Willis's Program Record:** 944 in 2020

**Liberty Single-Season Rushing TDs by a QB**  
**Willis's Program Record:** 14 in 2020

**Liberty Single-Season TDs Responsible For**  
**Willis's Program Record:** 34 in 2020

**TIMELINE**



**2017 and 2018 Seasons:** Appeared in 15 games as a backup to Jarrett Stidham at Auburn.

**Nov. 17, 2018:** Played for Auburn against Liberty in a 53-0 Tigers victory. He completed 2-of-3 passes and had a 16-yard rushing TD versus his future team.

**July 2019:** Transferred to Liberty and sat out the 2019 season.

**Sept. 19, 2020:** Started at QB during Liberty's 2020 season opener at Western Kentucky. It was Willis's first start at QB since Dec. 10, 2016, when Roswell lost to Grayson in the Georgia AAAAAAA state title game at the Georgia Dome in Atlanta. It was a span of 1,379 days between starts for Willis.

**IN GOOD COMPANY**

Willis ranked among the NCAA FBS national leaders in numerous categories last season.

- Rushing TDs (14):** No. 7
- Points Responsible For (204):** No. 8
- Total Offense/Game (320.4):** No. 9
- Total TDs (14):** No. 11
- Rush Yards Per Carry (6.7):** No. 13
- Passing TDs (20):** No. 16
- Rushing Yards (944):** No. 16
- Passing Efficiency (156.2):** No. 17
- Yards Per Pass Attempt (8.53):** No. 22



Willis led all FBS quarterbacks in both rushing yards and rushing TDs. He and Cincinnati's Desmond Ridder were the only two FBS QBs who ranked among the nation's top 20 for both passing TDs and rushing TDs.

Willis' standout performance against Southern Miss on Oct. 24, 2020 made him the first FBS player with at least 300 passing yards, 75 rushing yards and seven TDs in a game since D'Eriq King in October 2018.

**QUOTABLE**

"Number seven, he's a little bit of a magician. He made some great plays, and you've got to give him credit."  
**Southern Miss Interim Head Coach Tim Billings**

"[Willis is a] very, very talented athlete. [He's got a] strong arm, very explosive legs ... He's a guy who can take off on scrambles and he can house-call it."  
**Syracuse Head Coach Dino Babers**

"He has the strongest arm of anybody I have ever seen."  
**QB Takeover Coach Quincy Avery**

"Malik Willis has the best physical tools of any quarterback in this draft class."  
**PFF's Mike Renner**

## CURRENT AWARD WATCH LISTS

2021 CFPA National Performer of the Year Award

2021 Davey O'Brien National Quarterback Award

2021 Johnny Unitas Golden Arm Award

2021 Manning Award

2021 Maxwell Award

2022 Reese's Senior Bowl

2021 Walter Camp Player of the Year Award

NFLPA Collegiate Bowl 2021-22 Preseason Big Board

## NFL DRAFT WATCH



**#7 Overall Prospect**  
**#3 Quarterback**

ESPN's Todd McShay's rankings of Willis among his top 50 prospects for the 2022 NFL Draft, as of Aug. 19, 2021.

**#15 Overall Prospect**  
**#3 Quarterback**

Willis' rankings on ESPN's Mel Kiper's Big Board for the 2022 NFL Draft, as of Sept. 1, 2021.

*Note: Liberty's only player ever taken in the first round of the NFL Draft was Eric Green. The tight end was selected No. 21 overall by the Pittsburgh Steelers in 1990.*



### WILLIS'S 2020 GAME-BY-GAME STATS

Date	Opponent	Result	Cmp	Att	Int	Yds	TD	Lg	Rushes	Yards	Rush TD	Lg
9/19	Western Kentucky	W/30-24	13	21	0	133	0	32	21	168	3	51
9/26	FIU	W/36-34	24	30	0	285	2	36	13	85	0	67
10/3	North Alabama	Did not play due to injury										
10/10	ULM	W/40-7	11	29	1	177	0	53	13	87	1	17
10/17	Syracuse	W/38-21	16	20	0	182	1	36	12	58	1	17
10/24	Southern Miss	W/56-35	24	31	0	345	6	46	12	97	1	38
11/7	Virginia Tech	W/38-35	20	30	0	217	3	35	19	108	1	23
11/14	Western Carolina	W/58-14	14	19	0	306	3	83	8	97	2	43
11/21	NC State	L/14-15	13	32	3	172	2	28	15	44	0	21
11/27	UMass	W/45-0	16	24	0	223	3	41	7	63	1	54
12/26	Coastal Carolina	W/37-34	19	29	2	220	0	33	21	137	4	26

### WILLIS'S 2021 GAME-BY-GAME STATS

Date	Opponent	Result	Cmp	Att	Int	Yds	TD	Lg	Rushes	Yards	Rush TD	Lg
9/4	Campbell	W/48-7	15	23	0	217	1	40	5	55	1	20
9/11	Troy	W/21-13	13	18	0	154	2	32	20	93	1	21
9/18	Old Dominion											
9/24	Syracuse											
10/2	UAB											
10/9	Middle Tennessee											
10/16	ULM											
10/23	North Texas											
10/30	UMass											
11/6	Ole Miss											
11/20	Louisiana											
11/27	Army											

### WILLIS'S CAREER STATS (2017 & 2018 - Auburn; 2020 & 2021 - Liberty)

YEAR	GP	GS	Cmp	Att	Int	Yds	TD	Lg	Pct	Rushes	Yards	Rush TD	Lg
2017	7	0	6	7	0	45	1	37	85.7	16	221	1	67
2018	8	0	5	7	0	24	0	7	71.4	12	88	1	30
2020	10	10	170	265	6	2260	20	83	64.2	141	944	14	67
2021	2	2	28	41	0	371	3	40	68.3	25	148	2	21
<b>TOTAL</b>	<b>27</b>	<b>12</b>	<b>209</b>	<b>320</b>	<b>6</b>	<b>2700</b>	<b>23</b>	<b>83</b>	<b>65.3</b>	<b>194</b>	<b>1401</b>	<b>18</b>	<b>67</b>

**QB**



**#11 • QB • JOHNATHAN BENNETT • 6-0 • 220 • R-SO.**

- Went 4-of-6 passing for a career-best 102 yards and a passing TD vs. Campbell in season opener
- Ran two times for six yards against Campbell, scoring his first career rushing TD from two yards out
- Saw playing time in four games during the 2020 season, completing 4-of-5 pass attempts for 73 yards and a touchdown
- Threw first career TD pass against North Alabama last season (five yards to Chris Barrett)
- Saw playing time in two games during his first season at Liberty in 2019, completing 2-of-5 passes for 11 yards

**RB**



**#8 • RB • JOSHUA MACK • 6-0 • 205 • R-SR.**

- Had 19 carries for 66 yards and a one-yard TD run in the third quarter of 2021 season opener vs. Campbell
- Phil Steele Postseason All-Independent first team, VaSID All-State second team honoree in 2020
- Led all RBs on Liberty's roster in rushing in 2020, recording 797 yards on 139 carries with four touchdowns
- Active leader in FBS with 3,702 rushing yards for his career between Liberty (1,655 yards) and Maine (2,047 yards)
- Went over 100 yards rushing (105 yards) against No. 9/11 Coastal Carolina in the 2020 FBC Mortgage Cure Bowl



**#1 • RB • SHEDRO LOUIS • 5-8 • 170 • SO.**

- Recorded seven carries for 19 yards at Troy and matched a career high with three catches, which went for 28 yards
- Had three carries for 46 yards, including a 36-yard TD run, in the 2021 season opener vs. Campbell
- Carried 61 times for 429 yards and three TDs during 2020 campaign
- Rushed 10 times for career-high 170 yards and two TDS at Syracuse in 2020, breaking off TD runs of 75 and 52 yards
- 2020 Phil Steele Postseason All-Independent second team, 2019 Phil Steele FBS Independent All-Conference first team



**#15 • T.J. GREEN • 5-11 • 205 • R-JR.**

- Had 10 carries for 56 yards at Troy on Saturday, with a long rush of 15 yards
- Tallied seven carries for 39 yards in his Liberty debut on Sept. 4 versus Campbell
- Transferred to Liberty from Utah, mid-year enrollee who took part in Liberty's 2021 spring football workouts
- Finished the 2018 and 2019 seasons at Utah with 25 games played, 59 rushing attempts for 258 yards and a touchdown
- 2017 four-star recruit by Rivals.com and three-star recruit by 247Sports.com

**WR**



**#2 • WR • KEVIN SHAA • 5-10 • 170 • R-SR.**

- 2020 Phil Steele Postseason All-Independent second team and VaSID All-State second team honoree
- Led Flames with four TD receptions in 2020, ranked second on squad in receptions (32) and receiving yards (363)
- Had career-high 137 receiving yards in game vs. Western Carolina in 2020, including an 83-yard touchdown catch in the game
- Tallied career-best six catches against FIU in 2020, recording 91 receiving yards in the contest
- Has 848 career receiving yards at Liberty, 152 shy of the 1,000-yard mark



**#5 • WR • DJ STUBBS • 5-9 • 185 • SR.**

- Made three catches for 68 yards vs. Campbell in season opener
- Tallied three catches for 34 yards at Troy
- NFLPA Collegiate Bowl 2021-22 Preseason Big Board
- Has 1,707 receiving yards in his five seasons at Liberty on 133 catches, needs 30 catches to move into fifth place in program history for catches



**#81 • WR • NOAH FRITH • 6-4 • 200 • R-SO.**

- Made first appearance of season at Troy, did not record a catch
- Finished 2020 season with 16 catches for 211 yards and two touchdowns in six games (five starts)
- Matched career high with four catches and had career-high 73 yards and a TD in game at NC State in 2020



**#3 • WR • DEMARIO DOUGLAS • 5-8 • 170 • R-FR.**

- Made three catches for 41 yards and had sixth career TD at Troy
- Had career-best seven catches for 84 yards and a TD vs. Campbell
- 2021 Paul Hornung Award watch list member
- FWA Freshman All-America team selection as punt returner (2020)
- 2020 VaSID All-State first team honoree, had one punt return TD in 2020



**#6 • WR • JAIVIAN LOFTON • 6-1 • 200 • JR.**

- Earned first career start vs. Campbell and had career highs in catches (3) and yards (51) and had first TD as a Flame (27 yards)
- Notched three catches for 51 yards in 2020
- Switched numbers this season (wore No. 11 last year)
- Transferred to Liberty after two seasons at Chaffey College

**TE**



**#0 • TE • JOHNNY HUNTLEY • 6-2 • 240 • R-SR.**

- 2020 Phil Steele Postseason All-Independent second team
- Has appeared in 26 of 27 games in three seasons, started all 11 games during 2020 season and started first two games of 2021
- Had 15 receptions for 201 yards and three touchdowns
- Recorded two catches for 90 yards a TD in 2019 FBC Mortgage Cure Bowl



**#88 • TE • JEROME JACKSON • 6-3 • 255 • R-JR.**


- Caught a two-yard TD in the second quarter at Troy, Saturday
- Has made 38 career appearances for the Flames (six starts, started the opener vs. Campbell)
- Caught two of his five career TDs in 2020, with one of those coming at Virginia Tech on a two-yard reception
- Had a streak of nine games with a reception in 2020

**OFFENSIVE LINEMEN/KICKER**



**#68 • LT • TRISTAN SCHULTZ • 6-5 • 305 • SR.**

- Has 47 career appearances and 36 starts (30 consecutive)
- Helped Flames rack up 543 yards of total offense (319 passing, 224 rushing) in season opener vs. Campbell



**#59 • LG • DAMIAN BOUNDS • 6-2 • 290 • R-SR.**

- Has 43 career appearances (22 starts) in his career at Liberty
- Helped block for Malik Willis, who led all FBS quarterbacks with 944 rushing yards and 14 rushing touchdowns in 2020



**#65 • C • THOMAS SARGEANT • 6-2 • 295 • R-SR.**

- 2020 Phil Steele Postseason All-Independent first team, VaSID All-State first team and CoSIDA Academic All-District
- Named to 2020 Rimington Trophy Watch List, an award given to the most outstanding center in NCAA Division I College Football
- Has made 49 straight starts at center for the Flames



**#55 • RG • BRENDAN SCHLITTLER • 6-5 • 315 • R-SO.**

- 2020 Phil Steele Postseason All-Independent second team and VaSID All-State second team honoree
- Has 26 career appearances and 12 straight starts
- Helped Flames rank No. 9 nationally in rushing offense (252.4) last season



**#77 • RT • COOPER MCCAWE • 6-5 • 305 • R-JR.**

- 2021 Earl Campbell Tyler Rose Award Watch List member
- 2020 Phil Steele Postseason All-Independent second team
- Has appeared in 37 games for the Flames with 16 career starts



**#95 • K • ALEX BARBIR • 5-10 • 225 • R-SR.**

- Has nine PATs and no field goals made through two games
- 2020 Phil Steele Postseason All-Independent second team and VaSID All-State second team honoree
- Made game-winning 51-yard FG at Virginia Tech in 2020
- Drilled career-long 54-yard FG vs. WCU on Nov. 14, 2020

**0 JOHNNY HUNTLEY, TE**

Receptions: 4, vs. Western Carolina, 11-14-20  
 Receiving yards: 90, vs. Ga. Southern, 12-21-19  
 Receiving TDs: 1, 4 times (last vs. Western Carolina, 11-14-20)  
 Long reception: 57, vs. Ga. Southern, 12-21-19

**1 SHEDRO LOUIS, RB/RS**

Rush attempts: 12, vs. Southern Miss, 10-24-20  
 Rush yards: 170, at Syracuse, 10-17-20  
 Rush TDs: 2, at Syracuse, 10-17-20  
 Long rush: 75, at Syracuse, 10-17-20  
 Receptions: 3, at Troy, 09-11-21  
 vs. Louisiana-Monroe, 10-10-20  
 Receiving yards: 33, vs. Louisiana-Monroe, 10-10-20  
 Receiving TDs:  
 Long reception: 18, vs. Louisiana-Monroe, 10-10-20  
 Long kick return: 97 (TD), vs. Maine, 10-19-19  
 Long punt return: 1, vs. Hampton, 09-21-19

**2 KEVIN SHAA, WR**

Receptions: 6, vs. FIU, 09-26-20  
 Receiving yards: 137, vs. Western Carolina, 11-14-20  
 Receiving TDs: 2, vs. Southern Miss, 10-24-20  
 Long reception: 83, vs. Western Carolina, 11-14-20

**3 DEMARIO DOUGLAS, WR**

Receptions: 7, vs. Campbell, 09-04-21  
 Receiving yards: 115, vs. Southern Miss, 10-24-20  
 Receiving TDs: 1, 6 times (last at Troy, 09-11-21)  
 Long reception: 46, vs. Southern Miss, 10-24-20  
 Long kick return:  
 Long punt return: 73 (TD), vs. Louisiana-Monroe, 10-10-20

**4 CJ DANIELS, WR**

Receptions: 3, vs. Southern Miss, 10-24-20  
 Receiving yards: 96, vs. Western Carolina, 11-14-20  
 Receiving TDs: 2, vs. Western Carolina, 11-14-20  
 Long reception: 56, vs. Western Carolina, 11-14-20

**5 DJ STUBBS, WR**

Receptions: 11, at New Mexico State, 10-06-18  
 Receiving yards: 155, vs. Old Dominion, 09-01-18  
 Receiving TDs: 1, 7 times (last at Syracuse, 10-17-20)  
 Long reception: 55, vs. Old Dominion, 09-01-18  
 Long kick return: 71, vs. Morehead State, 09-09-17  
 Long punt return: 60, at New Mexico State, 10-06-18

**6 JAIIVIAN LOFTON, WR**

Receptions: 3, vs. Campbell, 09-04-21  
 Receiving yards: 51, vs. Campbell, 09-04-21  
 Receiving TDs: 1, vs. Campbell, 09-04-21  
 Long reception: 34, vs. Louisiana-Monroe, 10-10-20

**7 MALIK WILLIS, QB**

Completions: 24, vs. Southern Miss, 10-24-20  
 24, vs. FIU, 09-26-20  
 Attempts: 32, at NC State, 11-21-20  
 Passing TDs: 6, vs. Southern Miss, 10-24-20  
 Passing yards: 345, vs. Southern Miss, 10-24-20  
 Long completion: 83, vs. Western Carolina, 11-14-20  
 Rush attempts: 21, vs. Coastal Carolina, 12-26-20  
 21, at Western Kentucky, 09-19-20  
 Rush yards: 168, at Western Kentucky, 09-19-20  
 Rush TDs: 4, vs. Coastal Carolina, 12-26-20  
 Long rush: 67, vs. FIU, 09-26-20

**8 JOSHUA MACK, RB**

Rush attempts: 23, at Western Kentucky, 09-19-20  
 Rush yards: 130, vs. North Alabama, 10-03-20  
 Rush TDs: 2, at Rutgers, 10-26-19  
 Long rush: 63, vs. New Mexico State, 11-30-19  
 Receptions: 3, 3 times (last vs. Coastal Carolina, 12-26-20)  
 Receiving yards: 64, at New Mexico State, 10-05-19  
 Receiving TDs:  
 Long reception: 62, at UMass, 11-02-19

**11 JOHNATHAN BENNETT, QB**

Completions: 4, vs. Campbell, 09-04-21  
 Attempts: 6, vs. Campbell, 09-04-21  
 Passing TDs: 1, vs. Campbell, 09-04-21  
 1, vs. North Alabama, 10-03-20  
 Passing yards: 102, vs. Campbell, 09-04-21  
 Long completion: 34, vs. Louisiana-Monroe, 10-10-20  
 Rush attempts: 2, vs. Campbell, 09-04-21  
 Rush yards: 6, vs. Campbell, 09-04-21  
 Rush TDs: 1, vs. Campbell, 09-04-21  
 Long rush: 4, vs. Campbell, 09-04-21

**15 T.J. GREEN, RB**

Rush attempts: 10, at Troy, 09-11-21  
 Rush yards: 56, at Troy, 09-11-21  
 Rush TDs:  
 Long rush: 15, at Troy, 09-11-21  
 Receptions: 1, vs. Campbell, 09-04-21  
 Receiving yards: 18, vs. Campbell, 09-04-21  
 Receiving TDs:  
 Long reception: 18, vs. Campbell, 09-04-21

**17 KHALEB COLEMAN, WR**

Receptions: 7, vs. Idaho State, 10-20-18  
 Receiving yards: 56, vs. Idaho State, 10-20-18  
 Receiving TDs: 1, vs. Troy, 10-13-18  
 Long reception: 29, vs. Troy, 10-13-18

**19 BRODY BRUMM, WR**

Receptions: 2, at Western Kentucky, 09-19-20  
 Receiving yards: 22, at Virginia, 11-23-19  
 Receiving TDs: 1, vs. North Alabama, 10-03-20  
 Long reception: 22, at Virginia, 11-23-19  
 Long kick return: 28, vs. Campbell, 09-04-21

**20 TROY HENDERSON, RB**

Rush attempts: 15, vs. UMass, 11-27-20  
 Rush yards: 79, vs. UMass, 11-27-20  
 Rush TDs: 1, vs. Hampton, 09-21-19  
 Long rush: 59, vs. Hampton, 09-21-19  
 Long kick return: 26, at UMass, 11-02-19  
 Long punt return:

**81 NOAH FRITH, WR**

Receptions: 4, at NC State, 11-21-20  
 Receiving yards: 73, at NC State, 11-21-20  
 Receiving TDs: 1, 5 times (last at NC State, 11-21-20)  
 Long reception: 53, vs. New Mexico, 09-28-19

**88 JEROME JACKSON, TE**

Receptions: 1, 14 times (last at NC State, 11-21-20)  
 Receiving yards: 19, vs. Louisiana-Monroe, 10-10-20  
 Receiving TDs: 1, 5 times (last at Troy, 09-11-21)  
 Long reception: 19, vs. Louisiana-Monroe, 10-10-20

**95 ALEX BARBIR, K**

Points scored: 13, vs. Coastal Carolina, 12-26-20  
 PATs made: 8, vs. Southern Miss, 10-24-20  
 FGs made: 3, vs. Coastal Carolina, 12-26-20  
 3, vs. FIU, 09-26-20  
 Long field goal: 54, vs. Western Carolina, 11-14-20

**BIRTHDAY CHART**

**September**

Date	Player	Game Day
1	Carter Bradley	
3	Juawan Treadwell	
6	Joseph Carter	
6	Cade Rowland	
8	Robert Rahimi	
9	Daijahn Anthony	
21	Ahmad Jackson	
22	Daniel Darko	
23	Noah Frith	
25	Marcus Haskins	
27	Head Coach Hugh Freeze	

**October**

Date	Player	Game Day
2	D'Wayne Crawford	UAB
3	Carl Poole	
3	Carlos Poole	
6	T.J. Green	
7	Gage Bassham	
13	Micah Glaize	
13	Jerome Jolly, Jr.	
16	Chris Megginson	ULM
16	Ed Ogle	ULM
19	Russian Williams	
20	Tyren Dupree	
21	Jaivian Lofton	
26	Stephen Sings V	
27	Cedric Stone	
28	Will Bowers	

**November**

Date	Player	Game Day
1	Shedro Louis	
1	Javon Scruggs	
6	Jackson Shirer	Ole Miss
8	Karsen Perkins	
9	Kaci Seegars	
10	Kevin Shaa	
17	Tim Coutras	
20	Ike Okoye	Louisiana
20	Ralfs Rusins	Louisiana
20	Jonathan Slaughter	Louisiana
21	Isaiah Avery	
29	Duron Lowe	
30	Malik Caper	
30	Aaron Lovins	

**December**

Date	Player	Game Day
4	Jonathan Graham	
6	Andrew Adair	
8	Demario Douglas	
9	Stetson Moore	
16	Rashaad Harding	
17	Jay Hardy	
21	Henry Chibueze	
22	Ahmad Walker	
26	Tristan Schultz	
27	Jaylon Jimmerson	
28	Jimmy Faulks	
30	Johnny Huntley	
31	Deon Biggins	

DB



**#11 • DE • DURRELL JOHNSON • 6-3 • 240 • JR.**

- Started season opener vs. Campbell, making four four tackles and 1.0 TFL
- Named to watch lists for: 2021 Bronko Nagurski Trophy, 2021 Chuck Bednarik Award and 2022 Reese's Senior Bowl
- Phil Steele Postseason All-America fourth team selection, Phil Steele Postseason All-Independent first team honoree and VaSID All-State first team selection in 2020
- Started all 11 games in 2020, led the team in TFL (11.5) and sacks (8.5 for 65 yards), ranked No. 28 in the country in sacks



**#55 • DT • ELIJAH JAMES • 6-5 • 320 • SR.**

- Made three assisted tackles and had a TFL at Troy, Saturday
- 2020 Associated Press All Bowl Team selection after blocking the potential game-tying field goal by No. 9/11 Coastal Carolina to secure the win for the Flames at the FBC Mortgage Cure Bowl
- Has appeared in 25 of 26 career games and saw playing time in 10 games (nine starts) in 2020
- Made 33 tackles (13 solo, 20 assisted) in 2020 and added 2.5 TFL, 1.0 sacks, two pass breakups and two quarterback hurries



**#99 • DT • RALFS RUSINS • 6-6 • 325 • R-SR.**

- NFLPA Collegiate Bowl 2021-22 Preseason Big Board
- One of 20 players in the nation currently on a FBS team to have been on a roster for seven seasons
- Made 34 tackles (15 solo, 19 assisted) and added three tackles for a loss, one sack and a forced fumble last season
- Had a career-high two tackles for loss against UMass in 2020
- Has played in 51 games in a Liberty uniform, with 28 career starts for the Flames (26 consecutive)



**#10 • DE • TRESHAUN CLARK • 6-1 • 250 • SO.**

- Had 0.5 sacks at Troy, is team's active leader with 11.5 career sacks
- 2020 Phil Steele Postseason All-Independent first team and VaSID All-State second team selection
- Ranked fourth on the team with 38 tackles (23 solo, 15 assisted) in 2020, started all 11 games and has started 18 straight contests overall
- Tied for the team lead with six quarterback hurries, added 10.0 tackles for a loss (48 yards) and 5.5 sacks (34 yards) in 2020



**#12 • LB • STOREY JACKSON • 6-2 • 225 • SR.**

- Recorded first double-digit tackle game for the Flames, leading the team with 10 tackles while also adding 1.5 sacks
- Finished second on the team with six tackles (four solo, two assisted) in his Liberty debut vs. Campbell, leads team with 16 tackles (seven solo, nine assisted)
- Transferred to Liberty from Prairie View A&M
- 2021 STATS FCS All-America second-team honoree, 2021 BOXTOROW HBCU All-American, 2021 All-Southwestern Athletic Conference selection
- Finalist for the 2021 Buck Buchanan Award (nation's most outstanding FCS defensive player)



**#34 • LB • AHMAD WALKER • 5-11 • 215 • FR.**

- Started in his Liberty debut against Campbell, made one assisted tackle
- Mid-year enrollee who took part in Liberty's spring 2021 workouts
- Three-star recruit as ranked by 247Sports.com and Rivals.com
- Graduated from Warner Robins High School in Warner Robins, Ga.
- Three-time All-Region first team honoree in high school



**#4 • CB • CHRIS MEGGINSON • 6-0 • 190 • SO.**

- Started first two games of season, has 13 straight starts overall
- Started all 11 games in 2020, has appeared in all 25 career contests
- Finished 2020 with 30 tackles (22 solo, eight assisted)
- Made first career interception at Syracuse last season
- Tallied career-high five tackles at Western Kentucky in 2020



**#29 • CB • DURON LOWE • 5-10 • 190 • R-SR.**

- Had interception and returned it for eight yards at Troy, made five tackles (two solo, three assisted) in the game
- Transferred to Liberty from UTEP
- Two-time All-Conference USA honorable mention (2019 and 2020)
- Had a 100-yard kickoff return for a TD at Louisiana Tech in 2020



**#1 • S • JAVON SCRUGGS • 5-11 • 185 • JR.**

- Paced squad with seven tackles (one solo, six assisted) vs. Campbell
- 2020 Phil Steele Postseason All-Independent first team and VaSID All-State first team honoree
- Led team in tackles with 69 (37 solo, 32 assisted) last season
- 4.0 TFL, 3 forced fumbles, 2 INT, 2 QB hurries and 2 pass breakups (2020)



**#5 • S • SKYLER THOMAS • 5-9 • 185 • R-SR.**

- Tallied five tackles, 2.0 TFL and a forced fumble in Liberty debut
- Made three assisted tackles at Troy
- Transferred to Liberty from Washington State
- Had 152 tackles (89 solo, 63 assisted), 3.5 TFL, 12 passes defended, six INTs and two fumble recoveries during time with Washington State




**#23 • S • CEDRIC STONE • 5-11 • 180 • R-SR.**

- Started first two games, has seven straight starts dating back to 2020
- Notched two tackles (one solo, one assisted) and 0.5 TFL vs. Camels
- Finished 2020 with 23 tackles (14 solo, nine assisted)
- Had an interception and returned it 14 yards in game at NC State (2020)
- Matched season high with four stops in 2020 Cure Bowl win

LB

DB

**KEY RESERVES/PUNTER**




**#3 • DE • STEPHEN SINGS V • 6-3 • 255 • R-FR.**

- Made four tackles (one solo, three assisted) and 1.0 TFL vs. Campbell in season opener
- Saw playing time in 10 of 11 games during 2020 season
- Finished year with 10 tackles (seven solo, three assisted)
- Added 3.0 TFL (23 yards), 2.5 sacks (20 yards) in 2020



**#50 • DT • HENRY CHIBUEZE • 6-3 • 315 • R-SO.**

- Second on team with six tackles at Troy and had a sack
- Made first career start vs. Campbell, had two assisted stops in the contest
- Finished season with 17 tackles (11 solo, six assisted) in 2020
- Made career-best four tackles (three solo) vs. WCU in 2020



**#0 • LB • RASHAAD HARDING • 6-0 • 220 • R-SR.**

- Made three tackles (one solo, two assisted) in Liberty debut vs. Campbell on Sept. 4
- Had first start at Troy, had two assisted tackles and 0.5 TFL
- Transferred to Liberty from Louisiana-Monroe




**#32 • LB • AARON PIERRE • 6-0 • 235 • R-JR.**

- Made four tackles (one solo, three assisted) in 2021 season opener
- Appeared in all 11 games in 2020, making nine starts
- Finished third on the team with 41 tackles (23 solo, 18 assisted) in 2020



**#9 • S • JUAWAN TREADWELL • 5-11 • 200 • JR.**

- Two tackles (one solo, one assisted) and 0.5 TFL vs. Campbell
- Played in all 11 games in 2020, making nine starts
- Finished year with 35 tackles (22 solo, 12 assisted), 4.5 TFL
- Matched season high with six tackles (four solo, two assisted) and pass breakup at NC State



**#46 • P • AIDAN ALVES • 6-1 • 220 • R-JR.**

- Four punts for 168 yards, long punt of 50 yards at Troy
- Has seven punts for 274 yards in 2021 (39.1 average)
- Flames' starting punter in every game since 2018 (38 games)
- Finished 2020 season averaging career-best 41.8 yards per punt

**0 RASHAAD HARDING, LB**

Tackles: 3, vs. Campbell, 09-04-21  
Sacks: 0.5, at Troy, 09-11-21  
Tackles for loss: 0.5, at Troy, 09-11-21

**1 JAVON SCRUGGS, S**

Interceptions: 1, 4 times (last vs. Coastal Caro., 12-26-20)  
Long interception return: 72, at New Mexico St., 10-05-19  
Tackles: 12, at Syracuse, 10-17-20  
Sacks: 0.5, at Virginia, 11-23-19  
Tackles for loss: 2.5, at BYU, 11-09-19

**3 STEPHEN SINGS V, DL**

Tackles: 4, vs. Campbell, 09-04-21  
Sacks: 4, vs. North Alabama, 10-03-20  
Tackles for loss: 1.5, vs. North Alabama, 10-03-20  
Tackles for loss: 1.5, vs. UMass, 11-27-20  
1.5, vs. North Alabama, 10-03-20

**4 CHRIS MEGGINSON, CB**

Interceptions: 1, at Syracuse, 10-17-20  
Long interception return:  
Tackles: 5, at Western Kentucky, 09-19-20

**5 SKYLER THOMAS, S**

Interceptions:  
Long interception return:  
Tackles: 5, vs. Campbell, 09-04-21  
Tackles for loss: 2.0, vs. Campbell, 09-04-21

**7 MARCUS HASKINS, CB**

Interceptions: 1, vs. Louisiana-Monroe, 10-10-20  
Long interception return: 5, vs. Louisiana-Monroe, 10-10-20  
Tackles: 7, vs. Coastal Carolina, 12-26-20

**8 JIMMY FAULKS, CB**

Interceptions: 1, 3 times (last vs. Southern Miss, 10-24-20)  
Tackles: 5, at Gardner-Webb, 10-28-17

**9 JUAWAN TREADWELL, S**

Interceptions:  
Long interception return:  
Tackles: 6, at NC State, 11-21-20  
6, vs. North Alabama, 10-03-20  
Sacks:  
Tackles for loss: 1.0, 4 times (last at NC State, 11-21-20)

**10 TRESHAUN CLARK, DL**

Tackles: 8, vs. Ga. Southern, 12-21-19  
Sacks: 2.0, at New Mexico State, 10-05-19  
Tackles for loss: 2.5, at New Mexico State, 10-05-19

**11 DURRELL JOHNSON, DL**

Interceptions: 1, vs. Western Carolina, 11-14-20  
Long interception return: 18, vs. Western Carolina, 11-14-20  
Tackles: 7, at Syracuse, 10-17-20  
Sacks: 2.5, vs. FIU, 09-26-20  
Tackles for loss: 3.5, vs. FIU, 09-26-20

**12 STOREY JACKSON, LB**

Tackles: 10, at Troy, 09-11-21  
Sacks: 1.5, at Troy, 09-11-21  
Tackles for loss: 1.5, at Troy, 09-11-21

**15 JAYOD SANDERS, DL**

Tackles: 3, 3 times (last vs. Maine, 10-19-19)  
Sacks: 2.0, vs. Maine, 10-19-19  
Tackles for loss: 3.0, vs. Maine, 10-19-19

**16 QUINTON REESE, CB**

Interceptions: 1, vs. UMass, 11-27-20  
Long interception return: 4, vs. UMass, 11-27-20  
Tackles: 6, vs. UMass, 11-27-20

**17 BENJAMIN ALEXANDER, S**

Interceptions:  
Long interception return:  
Tackles: 8, vs. Ga. Southern, 12-21-19  
Tackles for loss: 1.0, vs. Ga. Southern, 12-21-19

**18 ISAIAH AVERY, CB**

Interceptions:  
Long interception return:  
Tackles: 5, vs. Hampton, 09-21-19

**23 CEDRIC STONE, S**

Interceptions: 1, at NC State, 11-21-20  
Long interception return: 14, at NC State, 11-21-20  
Tackles: 4, vs. Coastal Carolina, 12-26-20  
4, at Virginia Tech, 11-07-20

**27 MICAH GLAIZE, S**

Tackles: 5, vs. Maine, 10-19-19  
Sacks:  
Tackles for loss:

**29 DURON LOWE, CB**

Interceptions: 1, at Troy, 09-11-21  
Long interception return: 8, at Troy, 09-11-21  
Tackles: 5, at Troy, 09-11-21

**32 AARON PIERRE, LB**

Tackles: 8, at Army, 09-08-18  
Sacks: 0.5, vs. Coastal Carolina, 12-26-20  
0.5, at Syracuse, 10-17-20  
Tackles for loss: 1.5, vs. North Alabama, 10-03-20

**35 TYREN DUPREE, LB**

Tackles: 7, vs. Louisiana-Monroe, 10-10-20  
Sacks: 1.0, at UMass, 11-02-19  
1.0, at New Mexico State, 10-05-19  
Tackles for loss: 1.0, at UMass, 11-02-19  
1.0, at New Mexico State, 10-05-19

**50 HENRY CHIBUEZE, DL**

Tackles: 6, at Troy, 09-11-21  
Sacks: 1.0, at Troy, 09-11-21  
Tackles for loss: 1.0, at Troy, 09-11-21

**55 ELIJAH JAMES, DL**

Tackles: 7, vs. Southern Miss, 10-24-20  
Sacks: 1.0, vs. Western Carolina, 11-14-20  
Tackles for loss: 1.0, 3 times (last vs. Western Carolina, 11-14-20)

**57 CARL POOLE, LB**

Interceptions: 1, vs. Western Carolina, 11-14-20  
Long interception return: 6, vs. Western Carolina, 11-14-20  
Tackles: 5, at NC State, 11-21-20  
5, vs. North Alabama, 10-03-20  
Sacks: 1.0, vs. North Alabama, 10-03-20  
Tackles for loss: 1.0, vs. North Alabama, 10-03-20

**77 KHRISTIAN ZACHARY, DL**

Tackles: 3, vs. Campbell, 09-04-21  
Sacks:  
Tackles for loss: 1.5, vs. Campbell, 09-04-21

**99 RALFS RUSINS, DL**

Tackles: 9, vs. New Mexico, 09-28-19  
9, vs. Syracuse, 08-31-19  
Sacks: 1.0, 3 times (last at Western Kentucky, 09-19-20)  
Tackles for loss: 2, vs. UMass, 11-27-20

**46 AIDAN ALVES, P**

Punts: 9, vs. New Mexico State, 11-24-18  
9, vs. Troy, 10-13-18  
Long Punt: 73, vs. Hampton, 09-21-19  
73, vs. Idaho State, 10-20-18

**ALL-TIME 50-YARD FIELD GOALS IN WILLIAMS STADIUM HISTORY**

Distance	Kicker	Team	Opponent	Date
60	John Lunsford	Liberty	Richmond	10/4/14
57	John Lunsford	Liberty	Kennesaw State	10/24/15
57	John Lunsford	Liberty	Bryant	9/20/14
56	Nick Terracina	YSU	Liberty	9/27/03
54	Alex Barbir	Liberty	Western Carolina	11/14/20
53	Andrew Foster	Morehead St.	Liberty	9/9/17
52	Andrew Shelley	New Mexico	Liberty	9/28/19
52	John Lunsford	Liberty	Delaware State	9/5/15
52	Dave Ettinger	Hofstra	Liberty	11/15/97
52	Daniel Whitehead	Liberty	Catawba	10/22/94
51	Alex Probert	Liberty	New Mexico State	11/24/18
51	Alex Probert	Liberty	Robert Morris	10/1/16
51	John Lunsford	Liberty	Charleston So.	11/15/14
50	Tyler Sumpter	Troy	Liberty	10/13/18

**2021 SPECIAL TEAMS TACKLES**

Player	Total	Kickoff	Punt
#6 Robert Rahimi	2.0	1.0	1.0
#27 Treon Sibley	1.5	1.5	0
#19 Brody Brumm	0.5	0.5	0
<b>Total</b>	<b>4</b>	<b>3</b>	<b>1</b>



## LIBERTY'S 2021 SCORING DRIVES

Opponent	Plays-Yds.	TOP	Qtr	Scoring Play
Campbell	3-55	0:46	1	35-yard pass (Willis/Douglas)
Campbell	5-64	2:38	1	Daniels 0-yard fumble recovery
Campbell	9-80	3:01	2	Willis 12-yard run
Campbell	4-28	2:03	3	Mack 1-yard run
Campbell	9-85	4:20	3	Louis 36-yard run
Campbell	6-65	3:19	4	27-yard pass (Bennett/Lofton)
Campbell	10-59	7:15	4	Bennett 2-yard run
Troy	9-75	5:11	1	32-yard pass (Willis/Douglas)
Troy	13-80	7:40	2	2-yard pass (Willis/Jackson)
Troy	8-90	4:44	4	Willis 4-yard run

- Longest scoring drive (plays) - 13 at Troy (09-11-21)
- Longest scoring drive (yards) - 90 at Troy (09-11-21)
- Longest scoring drive (time) - 7:40 at Troy (09-11-21)
- Short scoring drive (plays) - 3 vs. Campbell (09-04-21)
- Shortest scoring drive (yards) - 28 vs. Campbell (09-04-21)
- Shortest scoring drive (time) - 0:46 vs. Campbell (09-04-21)

## 2021 TURNOVER TABLE

Opponent	Takeaways	Pts.	Giveaways	Pts.
Campbell	0	0	0	0
Troy	1	0	0	0
<b>Total</b>	<b>0</b>	<b>0</b>	<b>0</b>	<b>0</b>

LU Turnover Margin: +1

## Liberty Single-Season Top 5

### Yards Per Carry (Minimum 75 Attempts)

1T) Lawrence Worthington/1994 & Zach Terrell/2007.....	7.0
3T) Dre Barnes/2004 & Malik Willis/2020 .....	6.7
5T) Dre Barnes/2001 & Sam Gado/2004 .....	6.5

### Passing Efficiency (Minimum 50 Attempts)

1) Brock Smith/2008 .....	161.8
2) Brock Smith/2007 .....	157.4
3) Malik Willis/2020 .....	156.2
4) Mike Brown/2011 .....	153.6
5) Josh Woodrum/2013 .....	150.5

### Total Offense

1) Mike Brown/2010 .....	3,810
2) Stephen Calvert/2019 .....	3,512
3) Stephen Calvert/2017 .....	3,339
4) Malik Willis/2020 .....	3,204
5) Josh Woodrum/2014 .....	3,201

### Touchdowns Responsible For

1) Malik Willis/2020 .....	34
2) Mike Brown/2010 .....	32
3) Stephen Calvert/2017 .....	30
4T) Josh Woodrum/2014 & Stephen Calvert/2019 .....	28

### Kicker Scoring

1) Matt Bevins/2009 .....	107
2) Matt Bevins/2010 .....	105
3) Noah Greenbaum/2007 .....	101
4) John Lunsford/2014 .....	100
5T) Alex Probert/2019 & Alex Barbir/2020 .....	89

### Extra Points Made

1) Noah Greenbaum/2007 .....	56
2) John Lunsford/2013 .....	53
3T) Alex Probert/2019 & Alex Barbir/2020 .....	50
5) Phillip Harrelson/1995 .....	46

## Liberty Career Top 5

### Receptions

1) Antonio Gandy-Golden/2016-19 .....	240
2) Darrin Peterson/2012-15 .....	215
3) Chris Summers/2008-11 .....	188
4) Pat Nelson/1988-91 .....	176
5) Pat Kelly/2009-12 .....	162
<b>DJ Stubbs/2017-Present.....</b>	<b>133</b>

## Career 300+ Yard Passing Games

### #7 Malik Willis (2)

Date	Opponent	C-A-Int	Yds	TD
10/24/20	Southern Miss	24-31-0	345	6
11/14/20	Western Carolina	14-19-0	306	3

## Career 100+ Yard Rushing Games

### #8 Joshua Mack (8)

Date	Opponent	No.	Yds	TD
10/5/19	New Mexico State	16	113	1
10/26/19	Rutgers	11	109	2
11/30/19	New Mexico State	16	118	1
9/19/20	Western Kentucky	23	100	0
9/26/20	FIU	13	107	1
10/3/20	North Alabama	16	130	0
11/27/20	UMass	11	109	1
12/26/20	Coastal Carolina	14	105	0

### #7 Malik Willis (3)

Date	Opponent	No.	Yds	TD
9/19/20	Western Kentucky	21	168	3
11/7/20	Virginia Tech	19	108	1
12/26/20	Coastal Carolina	21	137	4

### #1 Shedro Louis (1)

Date	Opponent	No.	Yds	TD
10/17/20	Syracuse	10	170	2

## Career 100+ Yard Receiving Games

### #5 DJ Stubbs (4)

Date	Opponent	No.	Yds	TD
9/1/18	Old Dominion	7	155	1
10/6/18	New Mexico State	11	115	0
10/20/18	Idaho State	8	108	0
9/26/20	FIU	8	119	1

### #2 Kevin Shaa (1)

Date	Opponent	No.	Yds	TD
11/14/20	Western Carolina	2	137	1

### #3 Demario Douglas (1)

Date	Opponent	No.	Yds	TD
10/24/20	Southern Miss	6	115	1

**LIBERTY TEAM**

50+ Points 58 vs. Western Carolina, Nov. 14, 2020  
 60+ Points 63 at UMass, Nov. 2, 2019  
 70+ Points 73 vs. Kentucky Wesleyan, Sept. 28, 2013  
 Was shut out vs. Syracuse, Aug. 31, 2019 (0-24)  
 Shut a team out at home UMass, Nov. 27, 2020 (45-0)  
 Shut a team out on the road Presbyterian, Nov. 5, 2016 (16-0)  
 Overtime game vs. Coastal Carolina, Dec. 26, 2020 (won 37-34 in 1 OT)  
 30+ first downs 31 vs. UMass, Nov. 27, 2020  
 50+ rushing attempts 50 at Virginia Tech, Nov. 7, 2020  
 60+ rushing attempts 61 vs. Charleston So., Oct. 30, 2004  
 200+ Yards Rushing 224 vs. Campbell, Sept. 4, 2021  
 300+ Yards Rushing 378 vs. UMass, Nov. 27, 2020  
 400+ Yards Rushing 429 at Presbyterian, Oct. 13, 2012  
 Less than 100 Yards Rushing 79 at Virginia, Nov. 23, 2019  
 Less than 50 Yards Rushing -4 vs. Syracuse, Aug. 31, 2019  
 Less than 25 Yards Rushing -4 vs. Syracuse, Aug. 31, 2019  
 50+ pass attempts 54 at New Mexico State, Oct. 6, 2018  
 60+ pass attempts 60 at Baylor, Sept. 2, 2017  
 300+ Yards Passing 319 vs. Campbell, Sept. 4, 2021  
 400+ Yards Passing 488 at UMass, Nov. 2, 2019  
 Less than 100 Yards Passing 79 at Auburn, Nov. 17, 2018  
 500+ Yards Total Offense 543 vs. Campbell, Sept. 4, 2021  
 600+ Yards Total Offense 629 vs. UMass, Nov. 27, 2020  
 700+ Yards Total Offense 730 at UMass, Nov. 2, 2019  
 Less than 200 Yards Total Offense 134 at Auburn, Nov. 17, 2018  
 Less than 150 Yards Total Offense 134 at Auburn, Nov. 17, 2018  
 90+ offensive plays 96 at New Mexico State, Oct. 6, 2018  
 Forced 5 Turnovers 5 vs. Stony Brook, Nov. 17, 2012  
 Intercepted 4 Passes 4 at New Mexico, Sept. 29, 2018  
 Had 0 Turnovers at Troy, Sept. 11, 2021

**LIBERTY INDIVIDUAL RUSHING**

100+ Yards Rushing 137, Malik Willis and 105, Joshua Mack vs. Coastal Carolina, Dec. 26, 2020  
 150+ Yards Rushing 170, Shedro Louis at Syracuse, Oct. 17, 2020  
 200+ Yards Rushing 220, Rashad Jennings at Youngstown St., Sept. 27, 2008  
 QB Rushed for 100 Yards 137, Malik Willis vs. Coastal Carolina, Dec. 26, 2020  
 Two Players with 100+ Yards Rushing 137, Malik Willis and 105, Joshua Mack vs. Coastal Carolina, Dec. 26, 2020  
 Three Players with 100+ Yards Rushing Never  
 Had a run of 50+ yards 54, Malik Willis vs. UMass, Nov. 27, 2020  
 Had a run of 60+ yards 75, Shedro Louis at Syracuse, Oct. 17, 2020  
 Had a run of 70+ yards 75, Shedro Louis at Syracuse, Oct. 17, 2020  
 Had a run of 80+ yards 82, Danny Broggin vs. Coastal Carolina, Oct. 17, 2009  
 Had 30+ Rushing Attempts 30, Carrington Mosley vs. Duquesne, Nov. 4, 2017  
 Had 35+ Rushing Attempts 35, D.J. Abnar at Coastal Carolina, Nov. 22, 2014  
 Had 40+ Rushing Attempts 40, Eugene Goodman vs. Hofstra, Nov. 22, 2003  
 3+ Rushing Touchdowns 4, Malik Willis vs. Coastal Carolina, Dec. 26, 2020  
 4+ Rushing Touchdowns 4, Malik Willis vs. Coastal Carolina, Dec. 26, 2020  
 5+ Rushing Touchdowns 5, Kim Raynor vs. Ferrum, Nov. 3, 1979

**LIBERTY INDIVIDUAL PASSING**

300+ Yards Passing 306, Malik Willis vs. Western Carolina, Nov. 14, 2020  
 400+ Yards Passing 474, Stephen Calvert at UMass, Nov. 2, 2019  
 Had 30+ Completions 32, Stephen Calvert vs. Idaho State, Oct. 20, 2018  
 Had 40+ Completions 44, Stephen Calvert at Baylor, Sept. 2, 2017  
 Had 40+ Attempts 40, Stephen Calvert at Virginia, Nov. 23, 2019  
 Had 50+ Attempts 54, Stephen Calvert at New Mexico St., Oct. 6, 2018  
 Had 60+ Attempts 60, Stephen Calvert at Baylor, Sept. 2, 2017  
 50+ Yard Pass 56, Chris Ferguson vs. Western Carolina, Nov. 14, 2020  
 80+ Yard Pass 83, Malik Willis vs. Western Carolina, Nov. 14, 2020  
 90+ Yard Pass 91, Biff Parson at Charleston So., Nov. 10, 2001  
 Had 3+ TD Passes 3, Malik Willis vs. UMass, Nov. 27, 2020  
 Had 4+ TD Passes 6, Malik Willis vs. Southern Miss, Oct. 24, 2020  
 Had 5+ TD Passes 6, Malik Willis vs. Southern Miss, Oct. 24, 2020  
 Had 6+ TD Passes 6, Malik Willis vs. Southern Miss, Oct. 24, 2020

**LIBERTY INDIVIDUAL RECEIVING**

Caught 10+ Passes 10, Antonio Gandy-Golden at BYU, Nov. 9, 2019  
 Two Players Caught 10+ Passes 13, Antonio Gandy-Golden and 10, Damian King at Baylor, Sept. 2, 2017  
 100+ Yards Receiving 137, Kevin Shaa vs. Western Carolina, Nov. 14, 2020  
 200+ Yards Receiving 205, Antonio Gandy-Golden at UMass, Nov. 3, 2018  
 Two Players with 100+ Yards Receiving 142, Antonio Gandy-Golden and 108, DJ Stubbs vs. Idaho State, Oct. 20, 2018  
 Three Players with 100+ Yards Receiving 129, Chris Summers, 115, Pat Kelly and 110, B.J. Hayes vs. St. Francis, Pa., Sept. 4, 2010  
 Had 2+ TD Catches 2, CJ Daniels vs. Western Carolina, Nov. 14, 2020  
 Had 3+ TD Catches 3, Antonio Gandy-Golden vs. Old Dominion, Sept. 1, 2018  
 100+ Yards Receiving by a TE 110, Tommy Shaver at Gardner-Webb, Oct. 8, 2011  
 100+ Yards Receiving by a RB 128, D.J. Jordan vs. Charleston So., Nov. 11, 2000  
 50+ Yard Reception 56, CJ Daniels vs. Western Carolina, Nov. 14, 2020  
 80+ Yard Reception 83, Kevin Shaa vs. Western Carolina, Nov. 14, 2020  
 90+ Yard Reception 91, Travis Burns vs. Charleston So., Nov. 10, 2001

**LIBERTY INDIVIDUAL DEFENSE**

Had 10+ Tackles 10, Storey Jackson at Troy, Sept. 11, 2021  
 Had 15+ Tackles 15, Jimmy O'Grady vs. Kennesaw State, Oct. 24, 2015  
 Had 2+ Interceptions 2, Anthony Butler vs. North Alabama, Oct. 3, 2020  
 Had 3+ Interceptions 3, Jeremy Peters at Gardner-Webb, Oct. 28, 2017  
 INT Return for a TD 45, Ceneca Espinoza, Jr. vs. Hampton, Sept. 21, 2019  
 Fumble Return for a TD 0, Treon Sibley vs. Louisiana-Monroe, Oct. 10, 2020  
 Had 4+ Tackles for Loss 5, Jessie Lemonier vs. Idaho State, Oct. 20, 2018  
 Had 5+ Tackles for Loss 5, Jessie Lemonier vs. Idaho State, Oct. 20, 2018  
 Had 2+ Sacks 2.5, Durrell Johnson vs. FIU, Sept. 26, 2020  
 Had 3+ Sacks 3.0, Jessie Lemonier vs. Buffalo, Sept. 14, 2019  
 Blocked a Punt Treon Sibley vs. Louisiana-Monroe, Oct. 10, 2020  
 Blocked a FG Elijah James vs. Coastal Carolina, Dec. 26, 2020  
 Blocked a PAT Skyler Thomas at Troy, Sept. 11, 2021  
 Recorded a Safety vs. Jacksonville State, Sept. 24, 2016

**LIBERTY INDIVIDUAL MISCELLANEOUS**

KR for a TD 97, Shedro Louis vs. Maine, Oct. 19, 2019  
 Game-Opening KR for a TD 85, Danny Broggin vs. Gardner-Webb, Nov. 6, 2010  
 PR for a TD 73, Demario Douglas vs. Louisiana-Monroe, Oct. 10, 2020  
 Returned a Blocked Punt for a TD 0, Treon Sibley blocked and Chancellor Smith returned vs. Louisiana-Monroe, Oct. 10, 2020  
 Returned a Blocked FG for a TD 59, Erick Harris blocked and Jordan Alford returned vs. Elon, Nov. 20, 2004  
 Returned a PAT for a score Seth Reichart blocked and Kevin Moon returned for the defensive 2-point conversion at Chattanooga, Nov. 13, 2004  
 Scored 4+ TDs in a game 4, Malik Willis vs. Coastal Carolina, Dec. 26, 2020  
 Passed for multiple TDs and Rushed for multiple TDs Malik Willis 3 passing TDs/2 rushing TDs vs. Western Carolina, Nov. 14, 2020  
 Passed for 200 Yards & Rushed for 100 Malik Willis, 220 passing/137 rushing vs. Coastal Carolina, Dec. 26, 2020  
 Passed for 300 Yards & Rushed for 100 Mike Brown, 334 passing/160 rushing vs. Stony Brook, Nov. 20, 2010  
 300-yd Passer, 100-yd Rusher, 100-yd Receiver Stephen Calvert, 319 passing Brandon Robinson, 105 rushing Antonio Gandy-Golden, 181 receiving vs. Hampton, Sept. 21, 2019  
 100-yd Rusher, 100-yd Receiver Joshua Mack, 107 rushing DJ Stubbs, 119 receiving vs. FIU, Sept. 26, 2020  
 Punted the Ball 60+ Yards 72, Aidan Alves at UMass, Nov. 2, 2019  
 Punted the Ball 70+ Yards 72, Aidan Alves at UMass, Nov. 2, 2019  
 Made a 50+ Yard FG 54, Alex Barbir vs. Western Carolina, Nov. 14, 2020  
 Made 3+ FG 3, Alex Barbir vs. Coastal Carolina, Dec. 26, 2020  
 Made 4+ FG 4, Alex Probert at Baylor, Sept. 2, 2017

### Campbell (1-0)

9/4/21 W 48-7 Lynchburg

#### *Future Scheduled Games vs. Campbell:*

11/9/24 Lynchburg

### Troy (3-1)

10/17/92 W 9-7 Lynchburg

10/9/93 L 13-35 Troy, Ala.

10/13/18 W 22-16 Lynchburg

9/11/21 W 21-13 Troy, Ala.

### Old Dominion (1-1)

10/5/13 L 17-21 Norfolk, Va.

9/1/18 W 52-10 Lynchburg

9/18/21 Lynchburg

#### *Future Scheduled Games vs. Old Dominion:*

10/1/22 Norfolk, Va.

9/30/23 Lynchburg

### Syracuse (1-1)

8/31/19 L 0-24 Lynchburg

10/17/20 W 38-21 Syracuse, N.Y.

9/24/21 Syracuse, N.Y.

### UAB (First Meeting)

10/2/21 Birmingham, Ala.

#### *Future Scheduled Games vs. UAB:*

9/10/22 Lynchburg

### Middle Tennessee (0-1)

9/18/82 L 7-27 Murfreesboro, Tenn.

10/9/21 Lynchburg

#### *Future Scheduled Games vs. Middle Tennessee:*

9/6/25 Murfreesboro, Tenn.

### ULM (1-0)

10/10/20 W 40-7 Lynchburg

10/16/21 Monroe, La.

#### **Liberty in Overtime (7-9 record)**

9/21/96	at Morgan State	L, 28-34
10/12/97	Hampton	L, 27-33
10/3/98	Charleston So.	W, 28-21
10/24/98	Buffalo	W, 27-24
11/2/02	Eastern Kentucky	L, 28-35
11/22/03	Hofstra	W, 49-42
10/22/05	Coastal Carolina	L, 21-27 (30T)
9/15/07	at William & Mary	L, 41-48 (20T)
10/29/11	Presbyterian	W, 27-20 (20T)
10/19/13	Coastal Carolina	L, 52-55 (20T)
10/4/14	Richmond	L, 39-46 (20T)
10/11/14	at Appalachian St.	W, 55-48
10/17/15	at Monmouth	L, 17-20
10/29/16	Gardner-Webb	W, 23-20
11/3/18	at UMass	L, 59-62 (30T)
12/26/20	vs. Coastal Carolina	W, 37-34

### North Texas (0-1)

9/22/18 L 7-47 Lynchburg

10/23/21 Denton, Texas

### UMass (2-1)

11/3/18 L 59-62 Amherst, Mass.

11/2/19 W 63-21 Amherst, Mass.

11/27/20 W 45-0 Lynchburg

10/30/21 Lynchburg

#### *Future Scheduled Games vs. UMass:*

10/8/22 Amherst, Mass.

11/18/23 Lynchburg

11/16/24 Amherst, Mass.

11/1/25 Lynchburg

### Ole Miss (First Meeting)

11/6/21 Oxford, Miss.

### Louisiana (0-1)

9/7/19 L 14-35 Lafayette, La.

11/20/21 Lynchburg

### Army (0-1)

9/8/18 L 14-38 West Point, N.Y.

11/27/21 Lynchburg

#### *Future Scheduled Games vs. Army:*

9/20/25 West Point, N.Y.

11/28/26 Lynchburg

### ACC (2-9)

0-1 vs. North Carolina

0-2 vs. NC State

1-1 vs. Syracuse

0-2 vs. Virginia

1-1 vs. Virginia Tech

0-2 vs. Wake Forest

*Last Meeting:* L 15-14 at NC State, 11/21/20

*Current Streak:* L1

### Big South (58-23)

1-0 vs. Campbell

11-5 vs. Charleston Southern

7-6 vs. Coastal Carolina

0-1 vs. Elon

11-5 vs. Gardner-Webb

1-0 vs. Hampton

2-1 vs. Kennesaw State

2-2 vs. Monmouth

1-0 vs. North Alabama

9-0 vs. Presbyterian

3-2 vs. Stony Brook

10-1 vs. VMI

*Last Meeting:* W 48-7 vs. Campbell, 9/4/21

*Current Streak:* W3

### Conference USA (4-1)

1-0 vs. FIU

0-0 vs. Middle Tennessee

0-1 vs. North Texas

1-0 vs. Old Dominion

1-0 vs. Southern Miss

0-0 vs. UAB

1-0 vs. Western Kentucky

*Last Meeting:* W 56-35 vs. Southern Miss, 10/24/20

*Current Streak:* W3

### SEC (0-1)

0-1 vs. Auburn

0-0 vs. Ole Miss

*Last Meeting:* L 53-0 at Auburn, 11/17/18

*Current Streak:* L1

### Sun Belt (7-1)

1-0 vs. Appalachian State

1-0 vs. Coastal Carolina

1-0 vs. Georgia Southern

1-0 vs. Georgia State

0-1 vs. Louisiana

2-0 vs. Troy

1-0 vs. ULM

*Last Meeting:* W 21-13 at Troy, 9/11/21

*Current Streak:* W4

### FBS Independents (5-8)

0-1 vs. Army

0-1 vs. BYU

3-1 vs. New Mexico State

0-1 vs. Northern Illinois

0-1 vs. Old Dominion

0-1 vs. UCF

2-1 vs. UMass

0-1 vs. USF

*Last Meeting:* W 45-0 vs. UMass, 11/27/20

*Current Streak:* W2

**GAME 1: CAMPBELL**

**LIBERTY** **48**  
**CAMPBELL** **7**

Sept. 4, 2021 at Williams Stadium  
(att.: 15,834)

SCORING	1	2	3	4	T
Liberty	14	6	14	14	48
Campbell	0	7	0	0	7

**SCORING SUMMARY:**  
**FIRST QUARTER**

11:18 LU Douglas 35 yard pass from Willis (Barbir)  
4:57 LU Daniels 0 yard fumble recovery (Barbir)

**SECOND QUARTER**

10:41 CU Snead 40 yard pass from Williams (Riffle)  
0:25 LU Willis 12 yard run (Barbir failed)

**THIRD QUARTER**

12:53 LU Mack 1 yard run (Barbir)  
4:53 LU Louis 36 yard run (Barbir)

**FOURTH QUARTER**

10:46 LU Lofton 27 yard pass from Bennett (Barbir)  
1:18 LU Bennett 2 yard run (Barbir)

TEAM STATS	LIBERTY	CU
FIRST DOWNS	27	17
RUSHES-YARDS (NET)	41-224	29-86
PASSING YDS (NET)	319	183
Passes Comp-Att-Int	19-29-0	15-32-0
TOTAL OFFENSE PLAYS-YARDS	70-543	61-269
Punt Returns-Yards	2-23	0-0
Kickoff Returns-Yards	1-28	3-52
Interception Returns-Yards	0-0	0-0
Punts (Number-Avg)	3-35.3	8-32.1
Fumbles-Lost	1-0	1-0
Penalties-Yards	12-98	8-60
Possession Time	33:10	26:50
Third-Down Conversions	2 of 7	4 of 14
Fourth-Down Conversions	0 of 1	1 of 1
Red-Zone Scores-Chances	5-5	0-0
Sacks By: Number-Yards	0-0	0-0

**INDIVIDUAL STATS**

**RUSHING:** Liberty-Mack, J. 19-66; Willis, M. 5-55; Louis, S. 3-46; Green, T. 7-39; Henderson, T. 5-12; Bennett, J. 2-6  
Campbell-Williams, M-Hajj 4-26; McDowell, L. 9-26; Jamerson, M. 8-22; Freeman, C. 8-12

**PASSING:** Liberty-Willis, M. 15-23-0, 217; Bennett, J. 4-6-0, 102  
Campbell-Williams, M-Hajj 15-32-0, 183

**RECEIVING:** Liberty-Douglas, D. 7-84; Stubbs, D. 3-68; Lofton J. 3-51; Austin, K. 1-33; Moore, S. 1-28; Green, T. 1-18; Brumm, B. 1-14; Daniels, C. 1-14; Bollinger, M. 1-9  
Campbell-Snead, C. 4-70; Crow, D. 4-24; Kelsey, J. 2-39; Williams, J. 2-31; Hite, A. 1-16; Hill, J. 1-7; Jackson, R. 1-(-4)

**GAME 2: AT TROY**

**LIBERTY** **21**  
**TROY** **13**

Sept. 11, 2021 at Veterans Memorial Stadium  
(att.:24,714)

SCORING	1	2	3	4	T
Liberty	7	7	0	7	21
Troy	7	0	0	6	13

**SCORING SUMMARY:**  
**FIRST QUARTER**

9:40 TU Smith 5 yard run (Bruce)  
4:29 LU Douglas 32 yard pass from Willis (Barbir)

**SECOND QUARTER**

7:29 LU Jackson 2 yard pass from Willia (Barbir)

**THIRD QUARTER**

None

**FOURTH QUARTER**

12:22 LU Willis 4 yard run (Barbir)  
1:10 TU Lewis 11 yard pass from Hobbs (Bruce blocked)

TEAM STATS	LIBERTY	TU
FIRST DOWNS	22	13
RUSHES-YARDS (NET)	47-185	24-21
PASSING YDS (NET)	154	211
Passes Comp-Att-Int	13-18-0	18-25-1
TOTAL OFFENSE PLAYS-YARDS	65-339	49-232
Punt Returns-Yards	0-0	1-0
Kickoff Returns-Yards	1-20	0-0
Interception Returns-Yards	1-8	0-0
Punts (Number-Avg)	4-42.0	5-38.4
Fumbles-Lost	0-0	1-0
Penalties-Yards	8-65	4-35
Possession Time	38:59	21:01
Third-Down Conversions	6 of 13	4 of 11
Fourth-Down Conversions	2 of 2	2 of 2
Red-Zone Scores-Chances	2-3	2-2
Sacks By: Number-Yards	5-41	5-28

**INDIVIDUAL STATS**

**RUSHING:** Liberty-Willis, M. 20-93; Green, T. 10-56; Mack, J. 8-20; Louis, S. 7-19; Team 2-(-3)  
Troy-Vidal, K.; Smith, B. 5-17; Team 1-(-1); Powell, T. 7-(-33)

**PASSING:** Liberty-Willis, M. 13-18-0, 154  
Troy-Powell, T. 18-25-1, 211

**RECEIVING:** Liberty-Douglas, D. 3-41; Stubbs, D. 3-34; Louis, S. 3-28; Hobbs, T. 1-31; Shaa, K. 1-11; Daniels, C. 1-7; Jackson, J. 1-2  
Troy-Vidal, K. 5-37; Whittemore, L. 3-71; Johnson, T. 3-25; Todd, R. 2-34; Lewis, D. 2-29; Smith, B. 1-8; Lewis, A. 1-5; Barber, A. 1-2

**GAME 3: OLD DOMINION**



**23 16**



Dec. 21, 2019 at Exploria Stadium (Orlando, Fla.)

**2019 CURE BOWL**

SCORING	1	2	3	4	T
Liberty	7	9	7	0	23
Georgia Southern	0	7	6	3	16

**SCORING SUMMARY:**

**FIRST QUARTER**

3:31 LU Huntley 57 yard pass from Calvert (Probert)

**SECOND QUARTER**

14:53 GS Kennedy III 10 yard run (Bass)

13:22 LU Mack 3 yard run (Probert kick failed)

1:02 LU Probert 46 yard field goal

**THIRD QUARTER**

12:01 LU Gandy-Golden 14 yard pass from Calvert (Probert)

6:20 GS Bass 28 yard field goal

2:49 GS Bass 30 yard field goal

**FOURTH QUARTER**

1:44 GS Bass 35 yard field goal

**TEAM STATS**

	LIBERTY	GS
FIRST DOWNS	19	13
RUSHES-YARDS (NET)	37-132	46-154
PASSING YDS (NET)	270	95
Passes Comp-Att-Int	16-35-2	10-19-1
TOTAL OFFENSE PLAYS-YARDS	72-402	65-249
Punt Returns-Yards	3-(-10)	0-0
Kickoff Returns-Yards	0-0	1-19
Interception Returns-Yards	1-0	2-(-1)
Punts (Number-Avg)	6-36.5	9-48.8
Fumbles-Lost	1-0	0-0
Penalties-Yards	4-45	10-101
Possession Time	26:27	31:49
Third-Down Conversions	5 of 16	4 of 17
Fourth-Down Conversions	0 of 2	0 of 0
Red-Zone Scores-Chances	2-2	4-4
Sacks By: Number-Yards	3-21	1-4

**INDIVIDUAL STATS**

**RUSHING:** LU - Hickson, F. 22-120; Mack, J. 11-25; Calvert, S. 3-(-1); Team 1-(-12). **GS** - Kennedy III, W. 9-64; Werts, S. 22-57; King, J. 10-28; LaRoche, M. 3-7; Tomlin, J. 1-3; Murray, M. 1-(-5)

**PASSING:** LU - Calvert, S. 16-35-2, 270. **GS** - Werts, S. 10-19-1, 95.


**RECEIVING:** LU - Gandy-Golden, A. 5-63; Huntley, J. 2-90; Frith, N. 2-49; Douglas, D. 2-25; Mack, J. 2-16; Shaa, K. 2-12; Stubbs, DJ 1-15. **GS** - Murray, M. 4-19; Kennedy III, W. 3-20; Michaud, M. 2-53; Hood, K. 1-3

In a season that saw the offense grab most of the attention with its gaudy numbers, it was the Liberty defense that showed up in its biggest game. A stout defensive effort led Liberty to a 23-16 win over Georgia Southern, Dec. 21, in the 2019 FBC MortgageCure Bowl.

The win capped off the most memorable year in program history. Liberty completed its FBS reclassification process in August, received its first-ever bowl game invitation on Dec. 8 and walked away from Exploria Stadium with a bowl game trophy in hand.

With the victory, the Flames became the third FBS transitioning team in NCAA history to win a bowl game during their first season at the FBS level.

Flames defensive end Jessie Lemonier was named the 2019 Cure Bowl MVP, finishing the game with eight tackles, including two sacks.





**37**

**34**



**OVERTIME**

Dec. 26, 2020 at Camping World Stadium (Orlando, Fla.)

**2020 CURE BOWL**

SCORING	1	2	3	4	OT	T
Liberty	14	3	7	10	3	37
Coastal Carolina	0	13	6	15	0	34

**SCORING SUMMARY:  
FIRST QUARTER**

6:59 LU Willis 5 yard run (Barbir kick)  
0:06 LU Willis 6 yard run (Barbir kick)

**SECOND QUARTER**

6:00 CCU Biscardi 21 yard field goal  
2:02 CCU Likely 25 yard pass from McCall  
0:42 LU Barbir 27 yard field goal

**THIRD QUARTER**

8:28 LU Willis 10 yard run (Barbir kick)  
4:36 CCU Latushko 43 yard pass from McCall

**FOURTH QUARTER**

13:22 LU Willis 3 yard run (Barbir kick)  
10:34 CCU McCall 1 yard run (Biscardi kick)  
5:03 LU Barbir 32 yard field goal  
3:01 CCU Latushko 5 yard pass from McCall

**OVERTIME**

15:00 LU Barbir 44 yard field goal

**TEAM STATS**

	LIBERTY	CCU
FIRST DOWNS	26	24
RUSHES-YARDS (NET)	42-255	33-165
PASSING YDS (NET)	220	318
Passes Comp-Att-Int	19-29-2	21-32-1
TOTAL OFFENSE PLAYS-YARDS	72-402	65-249
Punt Returns-Yards	1-33	2-81
Kickoff Returns-Yards	2-56	5-79
Interception Returns-Yards	1-59	2-3
Punts (Number-Avg)	1-33	2-81
Fumbles-Lost	1-1	1-0
Penalties-Yards	5-53	7-60
Possession Time	30:49	29:11
Third-Down Conversions	5 of 11	3 of 11
Fourth-Down Conversions	2 of 2	1 of 2
Red-Zone Scores-Chances	7-9	5-5
Sacks By: Number-Yards	2-7	1-3

**INDIVIDUAL STATS**

**RUSHING:** LU - Willis, M., 21-137; Mack, J., 14-105; Pickett, Peyton, 4-15; Bollinger, M. 1-4; Louis, S., 1 - (-2); Team 1-(-4). **CCU** - McCall, G., 15-96; CJ Marable 7-43; Jones, S., 5-21; White, R., 5-10; Team 1-(-5).


**PASSING:** LU - Willis, M., 19-22-2, 220; **CCU** - McCall, G., 21-32-1, 318

**RECEIVING:** LU - Stubbs, DJ, 5-68; Douglas, D., 5-51; Shaa, K., 3-35; Mack, J. 3-22; Huntley, J. 2-34; Frith, N. 1-10. **CCU** - Heiligh, J., 13-178; Likely, I., 5-84; Latushko, G., 2-48; Marable, CJ; 1-8

Liberty's Elijah James blocked a game-ending field goal attempt in overtime, securing No. 23/23 Liberty's 37-34 win over No. 9/11 Coastal Carolina in the 2020 FBC Mortgage Cure Bowl

The Flames finished their second season of full FBS bowl eligibility with a 10-1 record, winning the FBC Mortgage Cure Bowl for the second year in a row. Liberty is just the second team (also Appalachian State) to win bowl games in each of its first two seasons of bowl eligibility following a transition from the FCS. Liberty snapped Coastal Carolina's (11-1) 12-game winning streak, which was tied for the longest FBS winning streak in the nation, and earned its first-ever win over an FBS Top 25 program.

Liberty quarterback Malik Willis was named Cure Bowl MVP after totaling 357 yards of offense and rushing for a Cure Bowl-record four touchdowns.



NCAA Statistics

Liberty - 2021-22 Football Ranking Summary thru games 09/11/2021

Statistic	National Rank	Conference Rank	Value	National Leader	Value	Conference Leader	Value
3rd Down Conversion Pct (130 ranked)	70	4	0.400	Coastal Carolina	0.733	Army West Point	0.655
3rd Down Conversion Pct Defense (130 ranked)	41	3	0.320	South Carolina	0.080	BYU	0.269
4th Down Conversion Pct (112 ranked)	1	1	1.000	28 teams tied	1.000	Liberty BYU	1.000 1.000
4th Down Conversion Pct Defense (110 ranked)	86	6	0.667	27 teams tied	0.000	Army West Point	0.000
Blocked Kicks (9 ranked)	9	1	1	Coastal Carolina	3	Army West Point Liberty	1 1
Blocked Kicks Allowed (130 ranked)	102	6	1	101 teams tied	0	5 teams tied	0
Blocked Punts (5 ranked)				4 teams tied	2	Army West Point	1
Blocked Punts Allowed (130 ranked)	1	1	0	115 teams tied	0	7 teams tied	0
Completion Percentage (130 ranked)	27	3	0.681	Coastal Carolina	0.822	Army West Point	0.800
Defensive TDs (9 ranked)				Iowa	3		
Fewest Penalties (130 ranked)	119	6	20	ULM	3	Army West Point	7
Fewest Penalties Per Game (130 ranked)	121	7	10.00	LSU	2.00	Army West Point	3.50
Fewest Penalty Yards (130 ranked)	114	6	163	ULM	25	Army West Point	60
Fewest Penalty Yards Per Game (130 ranked)	117	7	81.50	LSU	17.50	Army West Point	30.00
First Downs Defense (130 ranked)	22	1	30	Wisconsin	14	Liberty	30
First Downs Offense (130 ranked)	32	2	49	Fresno St.	73	New Mexico St.	60
Fumbles Lost (127 ranked)	1	1	0	42 teams tied	0	BYU Liberty	0 0
Fumbles Recovered (42 ranked)				Boise St.	6	Massachusetts	4
Kickoff Return Defense (130 ranked)	43	2	17.33	Colorado St.	-1.00	Army West Point	0.00
Kickoff Returns (119 ranked)	36	1	24.00	Boston College	96.00	Liberty	24.00
Net Punting (130 ranked)	102	7	36.29	Tulane	51.50	Army West Point	46.00
Passes Had Intercepted (130 ranked)	1	1	0	33 teams tied	0	BYU Liberty Army West Point	0 0 0
Passes Intercepted (64 ranked)	64	5	1	Kent St.	8	Notre Dame New Mexico St.	3 3
Passing Offense (130 ranked)	64	2	236.5	Arkansas St.	460.0	Notre Dame	341.5
Passing Yards Allowed (130 ranked)	60	1	197.0	Washington	74.5	Liberty	197.0
Passing Yards per Completion (130 ranked)	21	2	14.78	Army West Point	21.88	Army West Point	21.88
Punt Return Defense (130 ranked)	13	2	0.00	Tulane	-9.00	Massachusetts	-0.83
Punt Returns (130 ranked)	35	1	11.50	Boise St.	48.60	Liberty	11.50
Red Zone Defense (89 ranked)	89	6	1.000	Virginia	0.000	BYU	0.500
Red Zone Offense (130 ranked)	55	4	0.875	35 teams tied	1.000	BYU Notre Dame	1.000 1.000
Rushing Defense (130 ranked)	10	2	53.5	Auburn	21.5	Army West Point	45.0
Rushing Offense (130 ranked)	39	2	201.5	Kent St.	360.0	Army West Point	298.5
Sacks Allowed (130 ranked)	86	4	2.50	4 teams tied	0.00	Army West Point BYU	0.50 0.50
Scoring Defense (130 ranked)	10	1	10.0	Auburn Georgia	5.0 5.0	Liberty	10.0
Scoring Offense (130 ranked)	44	3	34.5	Boise St.	69.0	Army West Point	40.5
Tackles for Loss Allowed (130 ranked)	88	5	7.00	Coastal Carolina FIU Marshall	1.50 1.50 1.50	Army West Point	3.50
Team Passing Efficiency (130 ranked)	16	2	180.71	Army West Point	326.00	Army West Point	326.00
Team Passing Efficiency Defense (130 ranked)	70	2	124.03	Marshall	67.35	Notre Dame	115.72
Team Sacks (118 ranked)	44	4	2.50	LSU	7.00	Notre Dame	5.00
Team Tackles for Loss (130 ranked)	76	4	5.5	LSU	13.0	Notre Dame	10.0
Time of Possession (130 ranked)	4	2	36:05	Fla. Atlantic	42:18	Army West Point	40:53
Total Defense (130 ranked)	14	1	250.5	Georgia	177.0	Liberty	250.5
Total Offense (130 ranked)	48	2	438.0	Memphis	633.5	Notre Dame	440.0
Turnover Margin (130 ranked)	43	3	0.50	Boise St. Rutgers	4.00 4.00	BYU	1.50
Turnovers Gained (103 ranked)	103	7	1	Boise St.	11	New Mexico St.	5
Turnovers Lost (130 ranked)	1	1	0	9 teams tied	0	BYU Liberty	0 0
Winning Percentage (111 ranked)	1	1	1.000	50 teams tied	1.000	4 teams tied	1.000



Statistic	Player	National Rank	Conference Rank	Value	National Leader	Value	Conference Leader	Value
All Purpose (198 ranked)					Blake Corum, Michigan	221.50	Kyren Williams, Notre Dame	116.00
Blocked Kicks (1 ranked)					Mannie Nunnery, Houston Alex Spillum, Coastal Carolina Debo Williams, South Carolina	2 2 2		
Combined Kick Returns (198 ranked)	Brody Brumm Demario Douglas Shedro Louis	151 168 192	5 6 8	28 23 20	Winston Wright, West Virginia	304	Devontae Houston, UConn	121
Completion Percentage (117 ranked)	Malik Willis	29	2	0.683	Grayson McCall, Coastal Carolina	0.825	Jack Coan, Notre Dame	0.691
Completions Per Game (98 ranked)	Malik Willis	86	4	14.00	Will Rogers, Mississippi St.	36.00	Jack Coan, Notre Dame	23.50
Field Goal Percentage (101 ranked)					44 players tied	1.000	Cole Talley, Army West Point	1.000
Field Goals Per Game (115 ranked)					Jonah Dalmas, Boise St.	4.50	Ethan Albertson, New Mexico St.	1.67
Forced Fumbles (19 ranked)	Cedric Stone Skyler Thomas	19 19	1 1	0.50 0.50	Mitchell Agude, UCLA	2.00	7 players tied	0.50
Fumbles Recovered (6 ranked)					5 players tied	2	10 players tied	1
Interceptions Per Game (25 ranked)	Duron Lowe	25	2	0.5	Seyi Oladipo, Boise St.	2.0	Kyle Hamilton, Notre Dame	1.0
Kickoff Return TDs (1 ranked)					8 players tied	1		
Kickoff Returns (61 ranked)					Winston Wright, West Virginia	51.2	Devontae Houston, UConn	24.2
Passes Defended (81 ranked)					Greg Rubin, Memphis	4.0	Isaiah Herron, BYU Marquel Broughton, Army West Point Jabari Moore, Army West Point	1.5 1.5 1.5
Passing Efficiency (117 ranked)	Malik Willis	25	1	168.4	Grayson McCall, Coastal Carolina	213.7	Malik Willis, Liberty	168.4
Passing TDs (33 ranked)					Tanner Mordecai, SMU	11	Jack Coan, Notre Dame	6
Passing Yards (130 ranked)	Malik Willis	78	3	371	Jake Haener, Fresno St.	1,009	Jack Coan, Notre Dame	605
Passing Yards Per Game (130 ranked)	Malik Willis	77	2	185.5	Bailey Zappe, Western Ky.	429.5	Jack Coan, Notre Dame	302.5
Passing Yards per Completion (117 ranked)	Malik Willis	34	1	13.25	Dorian Thompson-Robinson, UCLA	20.53	Malik Willis, Liberty	13.25
Points Responsible For (195 ranked)	Malik Willis	34	3	30	Jake Haener, Fresno St.	68	Jack Coan, Notre Dame	36
Points Responsible For Per Game (196 ranked)	Malik Willis	31	3	15.0	Tanner Mordecai, SMU Bailey Zappe, Western Ky.	33.0 33.0	Jack Coan, Notre Dame	18.0
Punt Return TDs (1 ranked)					11 players tied	1		
Punt Returns (64 ranked)					D.J. Matthews Jr., Indiana	27.7	Tyrell Robinson, Army West Point	7.0
Punting (84 ranked)					Matt Araiza, San Diego St.	55.2	Ryan Rehkow, BYU	50.6
Receiving TDs (17 ranked)	Demario Douglas	17	3	2	Kayshon Boutte, LSU	5	Michael Mayer, Notre Dame Neil Pau'u, BYU	3 3
Receiving Yards (196 ranked)	Demario Douglas DJ Stubbs	121 185	4 8	125 102	Erik Ezukanma, Texas Tech	323	Michael Mayer, Notre Dame	201
Receiving Yards Per Game (198 ranked)	Demario Douglas DJ Stubbs	116 176	4 6	62.5 51.0	Erik Ezukanma, Texas Tech	161.5	Michael Mayer, Notre Dame	100.5
Receptions Per Game (170 ranked)	Demario Douglas	65	3	5.0	Trey McBride, Colorado St.	10.5	Michael Mayer, Notre Dame	8.0
Rush Yards Per Carry (156 ranked)	Malik Willis Joshua Mack	44 141	1 7	5.92 2.96	Kenneth Walker III, Michigan St.	10.70	Malik Willis, Liberty	5.92
Rushing TDs (19 ranked)					Mataeo Durant, Duke	6	Jakobi Buchanan, Army West Point	3
Rushing Yards (198 ranked)	Malik Willis TJ Green Joshua Mack	73 163 194	3 8 12	148 95 80	Brandon Thomas, Memphis	338	Tyler Allgeier, BYU	196
Rushing Yards Per Game (200 ranked)	Malik Willis TJ Green Joshua Mack	70 153 182	3 7 9	74.0 47.5 40.0	Brandon Thomas, Memphis	169.0	Tyler Allgeier, BYU	98.0
Sacks (119 ranked)	Storey Jackson Kendy Charles Henry Chibueze	78 119 119	4 11 11	0.75 0.50 0.50	Andre Carter II, Army West Point	2.25	Andre Carter II, Army West Point	2.25
Scoring (129 ranked)	Demario Douglas Malik Willis	129 129	7 7	6.0 6.0	Jonah Dalmas, Boise St.	21.0	Jakobi Buchanan, Army West Point Michael Mayer, Notre Dame Neil Pau'u, BYU	9.0 9.0 9.0
Solo Tackles (47 ranked)					Malcolm Rodriguez, Oklahoma St.	9.0	JD Bertrand, Notre Dame	8.0
Tackles For Loss (80 ranked)					Blaze Alldredge, Missouri Jermaine Johnson, Florida St.	3.0 3.0	Andre Carter II, Army West Point	2.2
Total Interceptions (24 ranked)	Duron Lowe	24	2	1	Seyi Oladipo, Boise St.	4	Kyle Hamilton, Notre Dame	2
Total Offense (200 ranked)	Malik Willis	43	2	259.5	Bailey Zappe, Western Ky.	445.0	Jack Coan, Notre Dame	289.0
Total Points Scored (138 ranked)	Demario Douglas Malik Willis	138 138	7 7	12 12	Jonah Dalmas, Boise St.	42	4 players tied	18
Total Tackles (475 ranked)	Storey Jackson Javon Scruggs	88 288	7 17	7.5 5.5	Malcolm Rodriguez, Oklahoma St.	14.5	Keenan Pili, BYU	12.0
Total Touchdowns (65 ranked)	Demario Douglas Malik Willis	65 65	4 4	2 2	Mataeo Durant, Duke	6	Jakobi Buchanan, Army West Point Michael Mayer, Notre Dame Neil Pau'u, BYU	3 3 3
Yards per Pass Attempt (117 ranked)	Malik Willis	27	1	9.05	Grayson McCall, Coastal Carolina	12.68	Malik Willis, Liberty	9.05
Yards per Reception (199 ranked)	DJ Stubbs	95	3	17.00	Xavier Weaver, South Fla.	35.25	Kevin Austin, Notre Dame	19.25



**2021 Liberty University Football**  
**Liberty Overall Team Statistics (as of Sep 12, 2021)**  
**All games**



<b>Team Statistics</b>	<b>LIBERTY</b>	<b>OPP</b>
SCORING	69	20
Points Per Game	34.5	10.0
Points Off Turnovers	0	0
FIRST DOWNS	49	30
Rushing	26	10
Passing	19	15
Penalty	4	5
RUSHING YARDAGE	409	107
Yards gained rushing	462	165
Yards lost rushing	53	58
Rushing Attempts	88	53
Average Per Rush	4.6	2.0
Average Per Game	204.5	53.5
TDs Rushing	6	1
PASSING YARDAGE	473	394
Comp-Att-Int	32-47-0	33-57-1
Average Per Pass	10.1	6.9
Average Per Catch	14.8	11.9
Average Per Game	236.5	197.0
TDs Passing	4	2
TOTAL OFFENSE	882	501
Total Plays	135	110
Average Per Play	6.5	4.6
Average Per Game	441.0	250.5
KICK RETURNS: #-Yards	2-48	3-52
PUNT RETURNS: #-Yards	2-23	1-0
INT RETURNS: #-Yards	1-8	0-0
KICK RETURN AVERAGE	24.0	17.3
PUNT RETURN AVERAGE	11.5	0.0
INT RETURN AVERAGE	8.0	0.0
FUMBLES-LOST	1-0	2-0
PENALTIES-Yards	20-163	12-95
Average Per Game	81.5	47.5
PUNTS-Yards	7-274	13-449
Average Per Punt	39.1	34.5
Net punt average	36.3	31.2
KICKOFFS-Yards	12-748	4-188
Average Per Kick	62.3	47.0
Net kick average	41.3	28.8
TIME OF POSSESSION/Game	36:05	23:55
3RD-DOWN Conversions	8/20	8/25
3rd-Down Pct	40%	32%
4TH-DOWN Conversions	3/3	2/3
4th-Down Pct	100%	67%
SACKS BY-Yards	5-41	5-28
MISC YARDS	0	21
TOUCHDOWNS SCORED	10	3
FIELD GOALS-ATTEMPTS	0-2	0-0
ON-SIDE KICKS	0-0	0-1
RED-ZONE SCORES	(7-8) 88%	(2-2) 100%
RED-ZONE TOUCHDOWNS	(7-8) 88%	(2-2) 100%
PAT-ATTEMPTS	(9-10) 90%	(2-3) 67%
ATTENDANCE	15834	24714
Games/Avg Per Game	1/15834	1/24714
Neutral Site Games		0/0

<b>Score by Quarters</b>	<b>1st</b>	<b>2nd</b>	<b>3rd</b>	<b>4th</b>	<b>OT</b>	<b>Total</b>
Liberty	21	13	14	21	0	69
Opponents	7	7	0	6	0	20



**2021 Liberty University Football**  
Liberty Overall Individual Statistics (as of Sep 12, 2021)  
All games



Rushing	gp-gs	att	gain	loss	net	avg	td	lg	avg/g
WILLIS, Malik	2-2	25	176	28	148	5.9	2	21	74.0
GREEN, T.J.	2-0	17	102	7	95	5.6	0	15	47.5
MACK, Joshua	2-2	27	91	5	86	3.2	1	20	43.0
LOUIS, Shedro	2-0	10	72	7	65	6.5	1	36	32.5
HENDERSON, Troy	2-0	5	15	3	12	2.4	0	6	6.0
BENNETT, Johnathan	1-0	2	6	0	6	3.0	1	4	6.0
DANIELS, CJ	2-1	0	0	0	0	0.0	1	0	0.0
TEAM	2-0	2	0	3	-3	-1.5	0	0	-1.5
Total	2	88	462	53	409	4.6	6	36	204.5
Opponents	2	53	165	58	107	2.0	1	17	53.5

Passing	gp-gs	effic	comp-att-int	pct	yds	td	lg	avg/g
WILLIS, Malik	2-2	168.45	28-41-0	68.3	371	3	40	185.5
BENNETT, Johnathan	1-0	264.47	4-6-0	66.7	102	1	33	102.0
Total	2	180.71	32-47-0	68.1	473	4	40	236.5
Opponents	2	124.03	33-57-1	57.9	394	2	40	197.0

Receiving	gp-gs	no.	yds	avg	td	lg	avg/g
DOUGLAS, Demario	2-1	10	125	12.5	2	35	62.5
STUBBS, DJ	2-1	6	102	17.0	0	40	51.0
LOFTON, Jaivian	1-1	3	51	17.0	1	27	51.0
LOUIS, Shedro	2-0	3	28	9.3	0	14	14.0
DANIELS, CJ	2-1	2	21	10.5	0	14	10.5
AUSTIN, Kylan	1-0	1	33	33.0	0	33	33.0
HOBBS, Trevor	2-0	1	31	31.0	0	31	15.5
MOORE, Stetson	2-0	1	28	28.0	0	28	14.0
GREEN, T.J.	2-0	1	18	18.0	0	18	9.0
BRUMM, Brody	2-0	1	14	14.0	0	14	7.0
SHAA, Kevin	2-1	1	11	11.0	0	11	5.5
BOLLINGER, Michael	2-0	1	9	9.0	0	9	4.5
JACKSON, Jerome	2-1	1	2	2.0	1	2	1.0
Total	2	32	473	14.8	4	40	236.5
Opponents	2	33	394	11.9	2	40	197.0

Punt Returns	no.	yds	avg	td	lg
DOUGLAS, Demario	2	23	11.5	0	13
Total	2	23	11.5	0	13
Opponents	1	0	0.0	0	0

Interceptions	no.	yds	avg	td	lg
LOWE, Duron	1	8	8.0	0	8
Total	1	8	8.0	0	8
Opponents	0	0	0.0	0	0

Kick Returns	no.	yds	avg	td	lg
BRUMM, Brody	1	28	28.0	0	28
LOUIS, Shedro	1	20	20.0	0	20
Total	2	48	24.0	0	28
Opponents	3	52	17.3	0	20

Fumble Returns	no.	yds	avg	td	lg
Total	0	0	0.0	0	0
Opponents	0	0	0.0	0	0



**2021 Liberty University Football**  
Liberty Overall Individual Statistics (as of Sep 12, 2021)  
All games



Scoring	td	fg	PAT				dpx	saf	pts
			kick	rush	rcv	pass			
DOUGLAS, Demario	2	-	-	-	-	-	-	-	12
WILLIS, Malik	2	-	-	-	-	-	-	-	12
BARBIR, Alex	-	0-2	9-10	-	-	-	-	-	9
LOUIS, Shedro	1	-	-	-	-	-	-	-	6
LOFTON, Jaivian	1	-	-	-	-	-	-	-	6
BENNETT, Johnathan	1	-	-	-	-	-	-	-	6
MACK, Joshua	1	-	-	-	-	-	-	-	6
JACKSON, Jerome	1	-	-	-	-	-	-	-	6
DANIELS, CJ	1	-	-	-	-	-	-	-	6
Total	10	0-2	9-10	-	-	-	-	-	69
Opponents	3	-	2-3	-	-	-	-	-	20

Total Offense	g	plays	rush	pass	total	avg/g
WILLIS, Malik	2	66	148	371	519	259.5
BENNETT, Johnathan	1	8	6	102	108	108.0
GREEN, T.J.	2	17	95	0	95	47.5
MACK, Joshua	2	27	86	0	86	43.0
LOUIS, Shedro	2	10	65	0	65	32.5
HENDERSON, Troy	2	5	12	0	12	6.0
TEAM	2	2	-3	0	-3	-1.5
Total	2	135	409	473	882	441.0
Opponents	2	110	107	394	501	250.5

Field Goals	fg	pct.	01-19	20-29	30-39	40-49	50-99	lg	blk
BARBIR, Alex	0-2	0.0	0-0	0-0	0-1	0-1	0-0	0	1

Punting	no.	yds	avg	lg	tb	fc	i20	50+	blk
ALVES, Aidan	7	274	39.1	50	1	3	4	1	0
Total	7	274	39.1	50	1	3	4	1	0
Opponents	13	449	34.5	49	1	5	3	0	0

FG Sequence	Liberty	Opponents
Campbell	41	-
Troy	32	-

Kickoffs	no.	yds	avg	tb	ob	retn	net	ydln
BARBIR, Alex	11	683	62.1	7	0			
STRICKER, Jason	1	65	65.0	1	0			
Total	12	748	62.3	8	0	17.3	41.3	23
Opponents	4	188	47.0	1	0	24.0	28.8	36

Numbers in (parentheses) indicate field goal was made.



**2021 Liberty University Football**  
Liberty Overall Individual Statistics (as of Sep 12, 2021)  
**All games**



All Purpose	g	rush	rcv	pr	kr	ir	total	avg/g
DOUGLAS, Dem	2	0	125	23	0	0	148	74.0
WILLIS, Malik	2	148	0	0	0	0	148	74.0
LOUIS, Shedro	2	65	28	0	20	0	113	56.5
GREEN, T.J.	2	95	18	0	0	0	113	56.5
STUBBS, DJ	2	0	102	0	0	0	102	51.0
MACK, Joshua	2	86	0	0	0	0	86	43.0
LOFTON, Jaivia	1	0	51	0	0	0	51	51.0
BRUMM, Brody	2	0	14	0	28	0	42	21.0
AUSTIN, Kylan	1	0	33	0	0	0	33	33.0
HOBBS, Trevor	2	0	31	0	0	0	31	15.5
MOORE, Stetso	2	0	28	0	0	0	28	14.0
DANIELS, CJ	2	0	21	0	0	0	21	10.5
HENDERSON, T	2	12	0	0	0	0	12	6.0
SHAA, Kevin	2	0	11	0	0	0	11	5.5
BOLLINGER, Mi	2	0	9	0	0	0	9	4.5
LOWE, Duron	2	0	0	0	0	8	8	4.0
BENNETT, John	1	6	0	0	0	0	6	6.0
JACKSON, Jero	2	0	2	0	0	0	2	1.0
TEAM	2	-3	0	0	0	0	-3	-1.5
Total	2	409	473	23	48	8	961	480.5
Opponents	2	107	394	0	52	0	553	276.5



**2021 Liberty University Football**  
Liberty Overall Defensive Statistics (as of Sep 12, 2021)  
All games



#	Defensive Leaders	gp-gs	Tackles				Sacks no-yds	Pass defense			Fumbles		blkd	
			ua	a	tot	tfl/yds		int-yds	brup	qbh	rcv-yds	ff	kick	saf
1L	JACKSON, Storey	2-2	7	9	16	1.5-14	1.5-14	.	.	.	.	.	.	.
1D	SCRUGGS, Javon	2-2	2	9	11	.	.	.	1	.	.	.	.	.
5T	THOMAS, Skyler	2-2	3	5	8	2.0-5	.	.	1	.	.	1	1	.
5C	CHIBUEZE, Henry	2-1	4	4	8	1.0-8	1.0-8	.	.	1	.	.	.	.
29	LOWE, Duron	2-2	3	3	6	.	.	1-8	.	.	.	.	.	.
5J	JAMES, Elijah	2-1	.	5	5	0.5-2	0.5-2	.	.	.	.	.	.	.
0H	HARDING, Raashad	2-1	1	4	5	0.5-4	0.5-4	.	.	.	.	.	.	.
32	PIERRE, Aaron	2-0	1	4	5	.	.	.	.	.	.	.	.	.
1J	JOHNSON, Durrell	1-1	1	3	4	1.0-2	.	.	.	.	.	.	.	.
24	WASHINGTON, Aakil	2-1	.	4	4	.	.	.	.	.	.	.	.	.
4D	MEGGINSON, Chris	2-2	1	3	4	.	.	.	2	.	.	.	.	.
2T	STONE, Cedric	2-2	2	2	4	0.5-2	.	.	2	.	.	1	.	.
6R	RAHIMI, Robert	2-0	4	.	4	.	.	.	.	.	.	.	.	.
34	WALKER, Ahmad	2-1	2	2	4	.	.	.	.	.	.	.	.	.
3S	SINGS V, Stephen	2-0	1	3	4	1.0-3	.	.	.	.	.	.	.	.
7Z	ZACHARY, Khristian	1-0	2	1	3	1.5-4	.	.	.	1	.	.	.	.
35	DUPREE, Tyren	2-0	.	3	3	.	.	.	.	1	.	.	.	.
1C	CLARK, TreShaun	2-2	1	2	3	0.5-3	0.5-3	.	.	.	.	.	.	.
1R	REESE, Quinton	2-0	.	2	2	.	.	.	.	.	.	.	.	.
99	RUSINS, Ralfs	2-2	.	2	2	.	.	.	.	.	.	.	.	.
9D	TREADWELL, Juawan	2-0	1	1	2	0.5-2	.	.	.	.	.	.	.	.
21	SIBLEY, Treon	2-0	1	1	2	.	.	.	.	.	.	.	.	.
9C	CHARLES, Kendy	2-0	1	1	2	1.0-10	1.0-10	.	.	1	.	.	.	.
1A	ALEXANDER, Benjami	2-0	.	1	1	.	.	.	.	.	.	.	.	.
22	ANTHONY, Daijahn	1-0	1	.	1	.	.	.	.	.	.	.	.	.
19	BRUMM, Brody	2-0	.	1	1	.	.	.	.	.	.	.	.	.
48	WHITEHEAD, Rashad	1-0	.	1	1	.	.	.	.	.	.	.	.	.
1B	BIGGINS, Deon	2-0	1	.	1	.	.	.	.	.	.	.	.	.
57	POOLE, Carl	2-0	.	1	1	.	.	.	.	.	.	.	.	.
1I	JIMMERSON, Jaylon	2-0	1	.	1	.	.	.	.	.	.	.	.	.
26	WILLIAMS, Amarian	2-0	.	1	1	0.5-0	.	.	.	.	.	.	.	.
Total		2	41	78	119	12-59	5-41	1-8	6	4	.	2	1	.
Opponents		2	59	98	157	14-50	5-28	.	5	4	.	1	1	.



**2021 Liberty University Football**  
Liberty Individual Season/Career Statistics (as of Sep 12, 2021)  
All games



SEASON										CAREER									
<b>Rushing</b>										<b>Rushing</b>									
	gp	att	gain	loss	net	avg	td	lg	avg/g	gp	att	gain	loss	net	avg	td	lg	avg/g	
WILLIS, Malik	2	25	176	28	148	5.9	2	21	74.0	12	166	1282	190	1092	6.6	16	67	91.0	
GREEN, T.J.	2	17	102	7	95	5.6	0	15	47.5	2	17	102	7	95	5.6	0	15	47.5	
MACK, Joshua	2	27	91	5	86	3.2	1	20	43.0	25	302	1711	36	1675	5.5	12	63	67.0	
LOUIS, Shedro	2	10	72	7	65	6.5	1	36	32.5	23	72	525	36	489	6.8	4	75	21.3	
HENDERSON, Troy	2	5	15	3	12	2.4	0	6	6.0	14	47	261	21	240	5.1	1	59	17.1	
BENNETT, Johnathan	1	2	6	0	6	3.0	1	4	6.0	8	5	10	5	5	1.0	1	4	0.6	
DANIELS, CJ	2	0	0	0	0	0.0	1	0	0.0	13	0	0	0	0	0.0	1	0	0.0	
TEAM	2	2	0	3	-3	-1.5	0	0	-1.5										
Total	2	88	462	53	409	4.6	6	36	204.5										
Opponents	2	53	165	58	107	2.0	1	17	53.5										
<b>Passing</b>										<b>Passing</b>									
	gp	effic	comp-att-int	pct	yds	td	lg	avg/g		gp	effic	comp-att-int	pct	yds	td	lg	avg/g		
WILLIS, Malik	2	168.45	28-41-0	68.3	371	3	40	185.5	12	157.81	198-306-6	64.7	2631	23	83	219.2			
BENNETT, Johnathan	1	264.47	4-6-0	66.7	102	1	33	102.0	8	191.00	10-16-1	62.5	190	2	34	23.8			
Total	2	180.71	32-47-0	68.1	473	4	40	236.5											
Opponents	2	124.03	33-57-1	57.9	394	2	40	197.0											
<b>Receiving</b>										<b>Receiving</b>									
	gp	no.	yds	avg	td	lg	avg/g		gp	no.	yds	avg	td	lg	avg/g				
DOUGLAS, Demario	2	10	125	12.5	2	35	62.5	17	51	624	12.2	6	46	36.7					
STUBBS, DJ	2	6	102	17.0	0	40	51.0	49	133	1707	12.8	7	55	34.8					
LOFTON, Jaivian	1	3	51	17.0	1	27	51.0	6	6	102	17.0	1	34	17.0					
LOUIS, Shedro	2	3	28	9.3	0	14	14.0	23	12	109	9.1	0	18	4.7					
DANIELS, CJ	2	2	21	10.5	0	14	10.5	13	13	241	18.5	3	56	18.5					
AUSTIN, Kylan	1	1	33	33.0	0	33	33.0	1	1	33	33.0	0	33	33.0					
HOBBS, Trevor	2	1	31	31.0	0	31	15.5	5	4	64	16.0	0	31	12.8					
MOORE, Stetson	2	1	28	28.0	0	28	14.0	2	1	28	28.0	0	28	14.0					
GREEN, T.J.	2	1	18	18.0	0	18	9.0	2	1	18	18.0	0	18	9.0					
BRUMM, Brody	2	1	14	14.0	0	14	7.0	27	7	64	9.1	1	22	2.4					
SHAA, Kevin	2	1	11	11.0	0	11	5.5	28	55	859	15.6	6	83	30.7					
BOLLINGER, Michael	2	1	9	9.0	0	9	4.5	32	4	59	14.8	3	19	1.8					
JACKSON, Jerome	2	1	2	2.0	1	2	1.0	38	14	102	7.3	5	19	2.7					
Total	2	32	473	14.8	4	40	236.5												
Opponents	2	33	394	11.9	2	40	197.0												
<b>Total Offense</b>										<b>Total Offense</b>									
	g	plays	rush	pass	total	avg/g		g	plays	rush	pass	total	avg/g						
WILLIS, Malik	2	66	148	371	519	259.5	12	472	1092	2631	3723	310.2							
BENNETT, Johnathan	1	8	6	102	108	108.0	8	21	5	190	195	24.4							
GREEN, T.J.	2	17	95	0	95	47.5	2	17	95	0	95	47.5							
MACK, Joshua	2	27	86	0	86	43.0	25	302	1675	0	1675	67.0							
LOUIS, Shedro	2	10	65	0	65	32.5	23	72	489	0	489	21.3							
HENDERSON, Troy	2	5	12	0	12	6.0	14	47	240	0	240	17.1							
TEAM	2	2	-3	0	-3	-1.5													
Total	2	135	409	473	882	441.0													
Opponents	2	110	107	394	501	250.5													
<b>Scoring</b>										<b>Scoring</b>									
	td	fg	PAT				dxp	saf	pts	td	fg	PAT				dxp	saf	pts	
DOUGLAS, Demario	2	-	-	-	-	-	-	12	7	-	-	-	-	-	-	42			
WILLIS, Malik	2	-	-	-	-	-	-	12	16	-	-	0-1	-	-	-	96			
BARBIR, Alex	-	0-2	9-10	-	-	-	-	9	-	13-22	59-62	-	-	-	-	98			
LOUIS, Shedro	1	-	-	-	-	-	-	6	5	-	-	-	-	-	30				
JACKSON, Jerome	1	-	-	-	-	-	-	6	5	-	-	-	-	-	30				
MACK, Joshua	1	-	-	-	-	-	-	6	12	-	-	-	-	-	72				
BENNETT, Johnathan	1	-	-	-	-	-	-	6	1	-	-	-	-	-	6				
LOFTON, Jaivian	1	-	-	-	-	-	-	6	1	-	-	-	-	-	6				
DANIELS, CJ	1	-	-	-	-	-	-	6	4	-	-	-	-	-	24				
Total	10	0-2	9-10	-	-	-	-	69											
Opponents	3	-	2-3	-	-	-	-	20											



**2021 Liberty University Football**  
Liberty Individual Season/Career Statistics (as of Sep 12, 2021)  
**All games**

SEASON						CAREER										
<b>Punt Returns</b>						<b>Punt Returns</b>										
	<b>no.</b>	<b>yds</b>	<b>avg</b>	<b>td</b>	<b>lg</b>	<b>no.</b>	<b>yds</b>	<b>avg</b>	<b>td</b>	<b>lg</b>						
DOUGLAS, Demario	2	23	11.5	0	13	17	189	11.1	1	73						
Total	2	23	11.5	0	13											
Opponents	1	0	0.0	0	0											
<b>Kick Returns</b>						<b>Kick Returns</b>										
	<b>no.</b>	<b>yds</b>	<b>avg</b>	<b>td</b>	<b>lg</b>	<b>no.</b>	<b>yds</b>	<b>avg</b>	<b>td</b>	<b>lg</b>						
LOUIS, Shedro	1	20	20.0	0	20	39	1036	26.6	1	97						
BRUMM, Brody	1	28	28.0	0	28	2	28	14.0	0	28						
Total	2	48	24.0	0	28											
Opponents	3	52	17.3	0	20											
<b>Interceptions</b>						<b>Interceptions</b>										
	<b>no.</b>	<b>yds</b>	<b>avg</b>	<b>td</b>	<b>lg</b>	<b>no.</b>	<b>yds</b>	<b>avg</b>	<b>td</b>	<b>lg</b>						
LOWE, Duron	1	8	8.0	0	8	1	8	8.0	0	8						
Total	1	8	8.0	0	8											
Opponents	0	0	0.0	0	0											
<b>Fumble Returns</b>						<b>Fumble Returns</b>										
	<b>no.</b>	<b>yds</b>	<b>avg</b>	<b>td</b>	<b>lg</b>	<b>no.</b>	<b>yds</b>	<b>avg</b>	<b>td</b>	<b>lg</b>						
Total	0	0	0.0	0	0											
Opponents	0	0	0.0	0	0											
<b>All Purpose</b>																
	<b>g</b>	<b>rush</b>	<b>rcv</b>	<b>pr</b>	<b>kr</b>	<b>ir</b>	<b>total</b>	<b>avg/g</b>	<b>g</b>	<b>rush</b>	<b>rcv</b>	<b>pr</b>	<b>kr</b>	<b>ir</b>	<b>total</b>	<b>avg/g</b>
WILLIS, Malik	2	148	0	0	0	0	148	74.0	12	1092	0	0	0	0	1092	91.0
DOUGLAS, Dem	2	0	125	23	0	0	148	74.0	17	2	624	189	18	0	833	49.0
LOUIS, Shedro	2	65	28	0	20	0	113	56.5	23	489	109	-5	1036	0	1629	70.8
GREEN, T.J.	2	95	18	0	0	0	113	56.5	2	95	18	0	0	0	113	56.5
STUBBS, DJ	2	0	102	0	0	0	102	51.0	49	-22	1707	251	83	0	2019	41.2
MACK, Joshua	2	86	0	0	0	0	86	43.0	25	1675	195	0	37	0	1907	76.3
LOFTON, Jaivian	1	0	51	0	0	0	51	51.0	6	0	102	0	0	0	102	17.0
BRUMM, Brody	2	0	14	0	28	0	42	21.0	27	0	64	0	28	0	92	3.4
AUSTIN, Kylan	1	0	33	0	0	0	33	33.0	1	0	33	0	0	0	33	33.0
HOBBS, Trevor	2	0	31	0	0	0	31	15.5	5	0	64	0	0	0	64	12.8
MOORE, Stetson	2	0	28	0	0	0	28	14.0	2	0	28	0	0	0	28	14.0
DANIELS, CJ	2	0	21	0	0	0	21	10.5	13	0	241	0	0	0	241	18.5
HENDERSON, T	2	12	0	0	0	0	12	6.0	14	240	33	0	76	0	349	24.9
SHAA, Kevin	2	0	11	0	0	0	11	5.5	28	-12	859	0	28	0	875	31.2
BOLLINGER, Mi	2	0	9	0	0	0	9	4.5	32	4	59	0	44	0	107	3.3
LOWE, Duron	2	0	0	0	0	8	8	4.0	2	0	0	0	0	8	8	4.0
BENNETT, John	1	6	0	0	0	0	6	6.0	8	5	0	0	0	0	5	0.6
JACKSON, Jero	2	0	2	0	0	0	2	1.0	38	0	102	0	0	0	102	2.7
TEAM	2	-3	0	0	0	0	-3	-1.5								
Total	2	409	473	23	48	8	961	480.5								
Opponents	2	107	394	0	52	0	553	276.5								
<b>Field Goals</b>																
	<b>att</b>	<b>good</b>	<b>long</b>	<b>blkd</b>	<b>att</b>	<b>good</b>	<b>long</b>	<b>blkd</b>								
BARBIR, Alex	2	0	0	1	22	13	54	4								
Total	2	0	0	1												
Opponents	0	0	0	0												
<b>Punting</b>																
	<b>no.</b>	<b>yds</b>	<b>avg</b>	<b>lg</b>	<b>blk</b>	<b>no.</b>	<b>yds</b>	<b>avg</b>	<b>lg</b>	<b>blk</b>						
ALVES, Aidan	7	274	39.1	50	0	153	6051	39.5	73	1						
Total	7	274	39.1	50	0											
Opponents	13	449	34.5	49	0											
<b>Kickoffs</b>																
	<b>no.</b>	<b>yds</b>	<b>avg</b>	<b>tb</b>	<b>ob</b>	<b>no.</b>	<b>yds</b>	<b>avg</b>	<b>tb</b>	<b>ob</b>						
BARBIR, Alex	11	683	62.1	7	0	89	5280	59.3	32	1						
STRICKER, Jason	1	65	65.0	1	0	1	65	65.0	1	0						
Total	12	748	62.3	8	0											
Opponents	4	188	47.0	1	0											





**2021 Liberty University Football**  
Liberty Individual Season/Career Statistics (as of Sep 12, 2021)  
**All games**



##	Defensive Leaders	SEASON										CAREER											
		gp	ua	a	total	tfl	sack	int	pbu	fr	ff	blk	gp	ua	a	total	tfl	sack	int	pbu	fr	ff	blk
1L	JACKSON, Storey	2	7	9	16	1.5	1.5	.	.	.	.	2	7	9	16	1.5	1.5	.	.	.	.	.	.
1D	SCRUGGS, Javon	2	2	9	11	0.0	.	1	.	.	.	37	75	70	145	8.5	0.5	4	6	2	4	.	
5C	CHIBUEZE, Henry	2	4	4	8	1.0	1.0	.	.	.	.	17	15	12	27	1.0	1.0	.	.	.	.	.	
5T	THOMAS, Skyler	2	3	5	8	2.0	.	1	1	1	.	2	3	5	8	2.0	.	1	1	1	1	1	
29	LOWE, Duron	2	3	3	6	0.0	.	1	.	.	.	2	3	3	6	0.0	.	1	.	.	.	.	
0H	HARDING, Raashad	2	1	4	5	0.5	0.5	.	.	.	.	2	1	4	5	0.5	0.5	.	.	.	.	.	
32	PIERRE, Aaron	2	1	4	5	0.0	.	.	.	.	.	25	26	30	56	4.0	1.0	.	.	2	.	.	
5J	JAMES, Elijah	2	.	5	5	0.5	0.5	.	.	.	.	25	20	37	57	4.5	1.5	.	2	.	.	1	
2T	STONE, Cedric	2	2	2	4	0.5	.	2	1	.	.	12	16	11	27	1.0	.	1	3	.	1	.	
4D	MEGGINSON, Chris	2	1	3	4	0.0	.	2	.	.	.	26	33	15	48	0.0	.	1	5	.	.	.	
24	WASHINGTON, Aakil	2	.	4	4	0.0	.	.	.	.	.	11	4	7	11	1.0	1.0	.	1	.	.	.	
6R	RAHIMI, Robert	2	4	.	4	0.0	.	.	.	.	.	2	4	.	4	0.0	.	.	.	.	.	.	
3S	SINGS V, Stephen	2	1	3	4	1.0	.	.	.	.	.	12	8	6	14	4.0	2.5	.	1	.	.	.	
1J	JOHNSON, Durrell	1	1	3	4	1.0	.	.	.	.	.	12	26	16	42	12.5	8.5	1	1	.	1	.	
34	WALKER, Ahmad	2	2	2	4	0.0	.	.	.	.	.	2	2	2	4	0.0	.	.	.	.	.	.	
1C	CLARK, TreShaun	2	1	2	3	0.5	0.5	.	.	.	.	26	49	31	80	19.0	11.5	.	1	.	2	.	
7Z	ZACHARY, Khristian	1	2	1	3	1.5	.	.	.	.	.	1	2	1	3	1.5	.	.	.	.	.	.	
35	DUPREE, Tyren	2	.	3	3	0.0	.	.	.	.	.	27	29	31	60	2.0	2.0	.	.	1	2	.	
21	SIBLEY, Treon	2	1	1	2	0.0	.	.	.	.	.	13	3	2	5	0.0	.	.	.	1	1	.	
9C	CHARLES, Kendy	2	1	1	2	1.0	1.0	.	.	.	.	7	3	1	4	2.0	1.0	.	.	.	.	.	
1R	REESE, Quinton	2	.	2	2	0.0	.	.	.	.	.	13	9	6	15	1.0	1.0	1	1	.	.	.	
99	RUSINS, Ralfs	2	.	2	2	0.0	.	.	.	.	.	51	40	77	117	11.0	4.0	.	.	1	1	.	
9D	TREADWELL, Juawan	2	1	1	2	0.5	.	.	.	.	.	13	23	14	37	5.0	.	.	1	.	.	.	
1A	ALEXANDER, Benjami	2	.	1	1	0.0	.	.	.	.	.	47	29	25	54	1.0	.	.	2	2	.	.	
19	BRUMM, Brody	2	.	1	1	0.0	.	.	.	.	.	27	8	8	16	0.0	.	.	.	.	.	.	
26	WILLIAMS, Amarian	2	.	1	1	0.5	.	.	.	.	.	6	.	3	3	1.0	0.5	.	.	.	.	.	
57	POOLE, Carl	2	.	1	1	0.0	.	.	.	.	.	14	12	12	24	1.5	1.0	1	1	1	1	.	
1I	JIMMERSON, Jaylon	2	1	.	1	0.0	.	.	.	.	.	2	1	.	1	0.0	.	.	.	.	.	.	
1B	BIGGINS, Deon	2	1	.	1	0.0	.	.	.	.	.	11	1	1	2	0.0	.	.	.	.	.	.	
48	WHITEHEAD, Rashad	1	.	1	1	0.0	.	.	.	.	.	3	.	1	1	0.0	.	.	.	.	.	.	
22	ANTHONY, Daijahn	1	1	.	1	0.0	.	.	.	.	.	1	1	.	1	0.0	.	.	.	.	.	.	
Total		2	41	78	119	12	5	1	6	2	1												
Opponents		2	59	98	157	14	5	.	5	1	1												



**2021 Liberty University Football**  
**Liberty Team Game-by-Game (as of Sep 12, 2021)**  
**All games**



**TEAM STATISTICS**

Date	Opponent	Rushing				Receiving				Passing				Kick Returns				Punt Returns				tot off		
		no.	yds	td	lg	no.	yds	td	lg	cmp	att	int	yds	td	lg	no.	yds	td	lg	no.	yds		td	lg
09-04-21	CAMPBELL	41	224	5	36	19	319	2	40	19	29	0	319	2	40	1	28	0	28	2	23	0	13	543
09-11-21	at Troy	47	185	1	21	13	154	2	32	13	18	0	154	2	32	1	20	0	20	0	0	0	0	339
Liberty		88	409	6	36	32	473	4	40	32	47	0	473	4	40	2	48	0	28	2	23	0	13	882
		53	107	1	17	33	394	2	40	33	57	1	394	2	40	3	52	0	20	1	0	0	0	501

Games: 2 • Avg/rush: 4.6 • Avg/catch: 14.8 • Pass effic: 180.71 • KR avg: 24.0 • PR avg: 11.5 • All purpose avg/game: 480.5 • Total offense avg/gm: 441.0

Date	Opponent	Tackles				Sacks	Fumble	Pass Defense			blkd	PAT Attempts				off		
		ua	a	total	fll-yds	no-yds	ff	fr-yds	int-yds	qbh	brup	kick	kick	rush	rcv	saf	t/o	pts
09-04-2	CAMPBELL	23	40	63	7.0-18	0.0-0	1	0-0	0-0	4	4	0	6-7	0	0	0	0	48
09-11-2	at Troy	18	38	56	5.0-41	5.0-41	1	0-0	1-8	0	2	1	3-3	0	0	0	0	21
Liberty		41	78	119	12.0-59	5.0-41	2	0-0	1-8	4	6	1	9-10	0	0	0	0	69
		59	98	157	14.0-50	5.0-28	1	0-0	0-0	4	5	1	2-3	0	0	0	0	20

Date	Opponent	Punting							Field Goals			Kickoffs						
		no.	yds	avg	long	blkd	tb	fc	50+	i20	md-att	long	blkd	no.	yds	avg	tb	ob
09-04-2	CAMPBELL	3	106	35.3	44	0	0	2	0	1	0-1	0	0	8	488	61.0	4	0
09-11-2	at Troy	4	168	42.0	50	0	1	1	1	3	0-1	0	1	4	260	65.0	4	0
Liberty		7	274	39.1	50	0	1	3	1	4	0-2	0	1	12	748	62.3	8	0
		13	449	34.5	49	0	1	5	0	3	0-0	0	0	4	188	47.0	1	0



**2021 Liberty University Football**  
Liberty Opponent Game-by-Game (as of Sep 12, 2021)  
**All games**



**OPPONENT STATISTICS**

Date	Opponent	Rushing				Receiving				Passing				Kick Returns				Punt Returns				tot off
		no.	yds	td	lg	no.	yds	td	lg	cmp-att-int	yds	td	lg	no.	yds	td	lg	no.	yds	td	lg	
09-04-21	CAMPBELL	29	86	0	17	15	183	1	40	15-32-0	183	1	40	3	52	0	20	0	0	0	0	269
09-11-21	at Troy	24	21	1	9	18	211	1	35	18-25-1	211	1	35	0	0	0	0	1	0	0	0	232
Opponents		53	107	1	17	33	394	2	40	33-57-1	394	2	40	3	52	0	20	1	0	0	0	501
		88	409	6	36	32	473	4	40	32-47-0	473	4	40	2	48	0	28	2	23	0	13	882

Games: 2 • Avg/rush: 2.0 • Avg/catch: 11.9 • Pass effic: 124.03 • KR avg: 17.3 • PR avg: 0.0 • All purpose avg/game: 276.5 • Total offense avg/gm: 250.5

Date	Opponent	Tackles				Sacks	Fumble	Pass Defense			blkd	PAT Attempts			off			
		ua	a	total	tfl-yds	no-yds	ff	fr-yds	int-yds	qbh	brup	kick	kick	rush	rcv	saf	t/o	pts
09-04-2	CAMPBELL	36	34	70	4.0-7	0.0-0	1	0-0	0-0	3	5	0	1-1	0	0	0	0	7
09-11-2	at Troy	23	64	87	10.0-43	5.0-28	0	0-0	0-0	1	0	1	1-2	0	0	0	0	13
Opponents		59	98	157	14.0-50	5.0-28	1	0-0	0-0	4	5	1	2-3	0	0	0	0	20
		41	78	119	12.0-59	5.0-41	2	0-0	1-8	4	6	1	9-10	0	0	0	0	69

Date	Opponent	Punting							Field Goals			Kickoffs						
		no.	yds	avg	long	blkd	tb	fc	50+	i20	md-att	long	blkd	no.	yds	avg	tb	ob
09-04-2	CAMPBELL	8	257	32.1	48	0	0	2	0	2	0-0	0	0	2	58	29.0	0	0
09-11-2	at Troy	5	192	38.4	49	0	1	3	0	1	0-0	0	0	2	130	65.0	1	0
Opponents		13	449	34.5	49	0	1	5	0	3	0-0	0	0	4	188	47.0	1	0
		7	274	39.1	50	0	1	3	1	4	0-2	0	1	12	748	62.3	8	0



**2021 Liberty University Football**  
Liberty Team Game-by-Game Comparison (as of Sep 12, 2021)  
All games



Opponent	Score	First Downs		Rushing Number-Yards	Passing		Total Offense Plays-Yards	Return Yards	Turn- Overs
		Total	Rush		Pass	Pen			
CAMPBELL	48-7	27 / 17	12 / 7	13 / 7	2 / 3	19-29-0 / 15-32-0	319 / 183	51 / 52	0 / 0
Troy	21-13	22 / 13	14 / 3	6 / 8	2 / 2	13-18-0 / 18-25-1	154 / 211	28 / 0	0 / 1
Totals	69-20	49 / 30	26 / 10	19 / 15	4 / 5	32-47-0 / 33-57-1	473 / 394	79 / 52	0 / 1

Opponent	3rd Down Conversions	4th Down Conversions	Time of Possession	TOP Margin	Avg Yds/Rush	Avg Yds/Pass	Avg Yds/Play	Punting Number-Avg	Penalties Number-Yards	Sacks
Troy	6-13 / 4-11	2-2 / 2-2	38:59 / 21:01	17:58	3.9 / 0.9	8.6 / 8.4	5.2 / 4.7	4-42.0 / 5-38.4	8-65 / 4-35	5 / 5
Totals	8-20 / 8-25	3-3 / 2-3	72:09 / 47:51	24:18	4.6 / 2.0	10.1 / 6.9	6.5 / 4.6	7-39.1 / 13-34.5	20-163 / 12-95	5 / 5

Note: Game totals are displayed in the format TEAM/OPPONENT for each category



**2021 Liberty University Football  
Liberty - Long Plays**



**20-YARD PLUS PLAYS**

Yds	Type	Player(s)	Opponent
40	Pass	STUBBS, DJ from WILLIS, Malik	Campbell
36*	Rush	LOUIS, Shedro	Campbell
35*	Pass	DOUGLAS, Demario from WILLIS, Malik	Campbell
33	Pass	AUSTIN, Kylan from BENNETT, Johnathan	Campbell
32*	Pass	DOUGLAS, Demario from WILLIS, Malik	Troy
31	Pass	HOBBS, Trevor from WILLIS, Malik	Troy
28	KR	BRUMM, Brody	Campbell
28	Pass	MOORE, Stetson from BENNETT, Johnathan	Campbell
27*	Pass	LOFTON, Jaivian from BENNETT, Johnathan	Campbell
27	Pass	STUBBS, DJ from WILLIS, Malik	Troy
25	Pass	STUBBS, DJ from WILLIS, Malik	Campbell
21	Rush	WILLIS, Malik	Troy
20	Rush	WILLIS, Malik	Troy
20	Rush	MACK, Joshua	Campbell
20	KR	LOUIS, Shedro	Troy
20	Rush	WILLIS, Malik	Campbell

\* touchdown scored on play

**LONG PLAYS BY THE NUMBERS**

Long Plays By Yards	No.	TD
100+	0	0
90-99	0	0
80-89	0	0
70-79	0	0
60-69	0	0
50-59	0	0
40-49	1	0
30-39	5	3
20-29	10	1

Long Plays By Type	No.	TD
Rushing	5	1
Passing	9	3
Punt returns	0	0
Kick returns	2	0
Interceptions	0	0
Fumble returns	0	0
Other	0	0
<b>TOTAL</b>	<b>16</b>	<b>4</b>

**20-YARD PLUS BY PLAYER**

Player	No.	TD	R	P	KR	PR	IR	FR
STUBBS, DJ	3	0	0	3	0	0	0	0
WILLIS, Malik	3	0	3	0	0	0	0	0
DOUGLAS, Demario	2	2	0	2	0	0	0	0
LOUIS, Shedro	2	1	1	0	1	0	0	0
LOFTON, Jaivian	1	1	0	1	0	0	0	0
MACK, Joshua	1	0	1	0	0	0	0	0
MOORE, Stetson	1	0	0	1	0	0	0	0
HOBBS, Trevor	1	0	0	1	0	0	0	0
AUSTIN, Kylan	1	0	0	1	0	0	0	0
BRUMM, Brody	1	0	0	0	1	0	0	0
<b>TOTAL</b>	<b>16</b>	<b>4</b>	<b>5</b>	<b>9</b>	<b>2</b>	<b>0</b>	<b>0</b>	<b>0</b>

**LONGEST PLAYS OF THE YEAR**

**Rushing**

36 LOUIS, Shedro vs Campbell (9/4/2021)

**Rushing Touchdown**

36 LOUIS, Shedro vs Campbell (9/4/2021)

**Passing**

40 STUBBS, DJ from WILLIS, Malik vs Campbell (9/4/2021)

**Passing Touchdown**

35 DOUGLAS, Demario from WILLIS, Malik vs Campbell (9/4/2021)

**Punt Return**

13 DOUGLAS, Demario vs Campbell (9/4/2021)

**Kick Return**

28 BRUMM, Brody vs Campbell (9/4/2021)

**Interception Return**

8 LOWE, Duron vs Troy (9/11/2021)

**Fumble Return**

None

**Punt**

50 ALVES, Aidan vs Troy (9/11/2021)

**Field Goal**

None



**2021 Liberty University Football  
Liberty Game Superlatives (as of Sep 12, 2021)  
All games**



**INDIVIDUAL GAME HIGHS**

Rushes	20	WILLIS, Malik at Troy (09-11-21)
Yards Rushing	93	WILLIS, Malik at Troy (09-11-21)
TD Rushes	1	DANIELS, CJ vs Campbell (09-04-21)
	1	BENNETT, Johnathan vs Campbell (09-04-21)
	1	LOUIS, Shedro vs Campbell (09-04-21)
	1	WILLIS, Malik vs Campbell (09-04-21)
	1	MACK, Joshua vs Campbell (09-04-21)
	1	WILLIS, Malik at Troy (09-11-21)
Long Rush	36	LOUIS, Shedro vs Campbell (09-04-21)
Pass attempts	23	WILLIS, Malik vs Campbell (09-04-21)
Pass completions	15	WILLIS, Malik vs Campbell (09-04-21)
Yards Passing	217	WILLIS, Malik vs Campbell (09-04-21)
TD Passes	2	WILLIS, Malik at Troy (09-11-21)
Long Pass	40	WILLIS, Malik vs Campbell (09-04-21)
Receptions	7	DOUGLAS, Demario vs Campbell (09-04-21)
Yards Receiving	84	DOUGLAS, Demario vs Campbell (09-04-21)
TD Receptions	1	DOUGLAS, Demario vs Campbell (09-04-21)
	1	LOFTON, Jaivian vs Campbell (09-04-21)
	1	DOUGLAS, Demario at Troy (09-11-21)
	1	JACKSON, Jerome at Troy (09-11-21)
Long Reception	40	STUBBS, DJ vs Campbell (09-04-21)
Punts	4	ALVES, Aidan at Troy (09-11-21)
Punting Avg	42.0	ALVES, Aidan at Troy (09-11-21)
Long Punt	50	ALVES, Aidan at Troy (09-11-21)
Punts inside 20	3	ALVES, Aidan at Troy (09-11-21)
Long Punt Return	13	DOUGLAS, Demario vs Campbell (09-04-21)
Long Kickoff Return	28	BRUMM, Brody vs Campbell (09-04-21)
Tackles	10	JACKSON, Storey at Troy (09-11-21)
Sacks	1.5	JACKSON, Storey at Troy (09-11-21)
Tackles For Loss	2.0	THOMAS, Skyler vs Campbell (09-04-21)
Interceptions	1	LOWE, Duron at Troy (09-11-21)



**2021 Liberty University Football  
Liberty Game Superlatives (as of Sep 12, 2021)  
All games**



**TEAM GAME HIGHS**

Rushes	47	at Troy (09-11-21)
Yards Rushing	224	vs Campbell (09-04-21)
Yards Per Rush	5.5	vs Campbell (09-04-21)
TD Rushes	5	vs Campbell (09-04-21)
Pass attempts	29	vs Campbell (09-04-21)
Pass completions	19	vs Campbell (09-04-21)
Yards Passing	319	vs Campbell (09-04-21)
Yards Per Pass	11.0	vs Campbell (09-04-21)
TD Passes	2	vs Campbell (09-04-21)
	2	at Troy (09-11-21)
Total Plays	70	vs Campbell (09-04-21)
Total Offense	543	vs Campbell (09-04-21)
Yards Per Play	7.8	vs Campbell (09-04-21)
Points	48	vs Campbell (09-04-21)
Sacks By	5	at Troy (09-11-21)
First Downs	27	vs Campbell (09-04-21)
Penalties	12	vs Campbell (09-04-21)
Penalty Yards	98	vs Campbell (09-04-21)
Interceptions By	1	at Troy (09-11-21)
Punts	4	at Troy (09-11-21)
Punting Avg	42.0	at Troy (09-11-21)
Long Punt	50	at Troy (09-11-21)
Punts inside 20	3	at Troy (09-11-21)
Long Punt Return	13	vs Campbell (09-04-21)



**2021 Liberty University Football  
Liberty Game Superlatives (as of Sep 12, 2021)  
All games**



**OPONENT INDIVIDUAL GAME HIGHS**

Rushes	11	Vidal,Kimani, at Troy (09-11-21)
Yards Rushing	38	Vidal,Kimani, at Troy (09-11-21)
TD Rushes	1	Smith,B.J., at Troy (09-11-21)
Long Rush	17	Jamerson,Michae, vs Campbell (09-04-21)
Pass attempts	32	Williams,Hajj-M, vs Campbell (09-04-21)
Pass completions	18	Powell,Taylor, at Troy (09-11-21)
Yards Passing	211	Powell,Taylor, at Troy (09-11-21)
TD Passes	1	Williams,Hajj-M, vs Campbell (09-04-21)
	1	Powell,Taylor, at Troy (09-11-21)
Long Pass	40	Williams,Hajj-M, vs Campbell (09-04-21)
Receptions	5	Vidal,Kimani, at Troy (09-11-21)
Yards Receiving	71	Whittemore,Luke, at Troy (09-11-21)
TD Receptions	1	Snead,Caleb, vs Campbell (09-04-21)
	1	Lewis,Deyunkrea, at Troy (09-11-21)
Long Reception	40	Snead,Caleb, vs Campbell (09-04-21)
Punts	8	Petersen,Corey, vs Campbell (09-04-21)
Punting Avg	38.4	Magliozi,Luke, at Troy (09-11-21)
Long Punt	49	Magliozi,Luke, at Troy (09-11-21)
Punts inside 20	2	Petersen,Corey, vs Campbell (09-04-21)
Long Kickoff Return	20	Slade,Darion, vs Campbell (09-04-21)
Tackles	13	Thompson,Keshaw, vs Campbell (09-04-21)
Sacks	2.5	Choloh,Will, at Troy (09-11-21)
Tackles For Loss	4.0	Choloh,Will, at Troy (09-11-21)





**2021 Liberty University Football  
Liberty Game Superlatives (as of Sep 12, 2021)  
All games**



**OPPONENT TEAM GAME HIGHS**

Rushes	29	vs Campbell (09-04-21)
Yards Rushing	86	vs Campbell (09-04-21)
Yards Per Rush	3.0	vs Campbell (09-04-21)
TD Rushes	1	at Troy (09-11-21)
Pass attempts	32	vs Campbell (09-04-21)
Pass completions	18	at Troy (09-11-21)
Yards Passing	211	at Troy (09-11-21)
Yards Per Pass	8.4	at Troy (09-11-21)
TD Passes	1	vs Campbell (09-04-21)
	1	at Troy (09-11-21)
Total Plays	61	vs Campbell (09-04-21)
Total Offense	269	vs Campbell (09-04-21)
Yards Per Play	4.7	at Troy (09-11-21)
Points	13	at Troy (09-11-21)
Sacks By	5	at Troy (09-11-21)
First Downs	17	vs Campbell (09-04-21)
Penalties	8	vs Campbell (09-04-21)
Penalty Yards	60	vs Campbell (09-04-21)
Turnovers	1	at Troy (09-11-21)
Punts	8	vs Campbell (09-04-21)
Punting Avg	38.4	at Troy (09-11-21)
Long Punt	49	at Troy (09-11-21)
Punts inside 20	2	vs Campbell (09-04-21)



**2021 Liberty University Football**  
**Liberty By-Quarter Statistics (as of Sep 12, 2021)**  
**All games**



**3rd-Down Conversions**

Date	Opponent	Score	Overall	1st Qtr	2nd Qtr	3rd Qtr	4th Qtr	Overtime
09-04-21	CAMPBELL	W 48-7	2-7 28.6	0-1 0.0	1-3 33.3	0-1 0.0	1-2 50.0	
09-11-21	at Troy	W 21-13	6-13 46.2	2-2 100.0	0-3 0.0	2-4 50.0	2-4 50.0	
	Liberty		8-20 40.0	2-3 66.7	1-6 16.7	2-5 40.0	3-6 50.0	0-0 0.0
	Opponents		8-25 32.0	6-10 60.0	2-6 33.3	0-4 0.0	0-5 0.0	0-0 0.0

**4th-Down Conversions**

Date	Opponent	Score	Overall	1st Qtr	2nd Qtr	3rd Qtr	4th Qtr	Overtime
09-04-21	CAMPBELL	W 48-7	1-1 100.0	0-0 0.0	0-0 0.0	0-0 0.0	1-1 100.0	
09-11-21	at Troy	W 21-13	2-2 100.0	0-0 0.0	1-1 100.0	0-0 0.0	1-1 100.0	
	Liberty		3-3 100.0	0-0 0.0	1-1 100.0	0-0 0.0	2-2 100.0	0-0 0.0
	Opponents		2-3 66.7	0-1 0.0	0-0 0.0	0-0 0.0	2-2 100.0	0-0 0.0

**Time of Possession**

Date	Opponent	Score	Overall	1st Qtr	2nd Qtr	3rd Qtr	4th Qtr	Overtime
09-04-21	CAMPBELL	W 48-7	33:10	5:45	8:58	7:53	10:34	
09-11-21	at Troy	W 21-13	38:59	5:20	11:33	11:35	10:31	
	Liberty	Total	72:09	11:05	20:31	19:28	21:05	0:00
		Avg.	36:04	5:32	10:15	9:44	10:32	0:00
	Opponents	Total	47:51	18:55	9:29	10:32	8:55	0:00
		Avg.	23:55	9:27	4:44	5:16	4:27	0:00



**2021 Liberty University Football  
Liberty Red-Zone Results (as of Sep 12, 2021)  
All games**



**Liberty Inside Opponent Red-Zone**

Date	Opponent	Score	Times In RZ	Times Scored	Total Pts	Rush TDs	Pass TDs	FGs Made	Failed to score inside RZ						
									FGA	Down	Int	Fumb	Half	Game	
09-04-21	CAMPBELL	W 48-7	5	5	34	5	4	1	0	0	0	0	0	0	0
09-11-21	at Troy	W 21-13	3	2	14	2	1	1	0	1	0	0	0	0	0
Totals			8	7	48	7	5	2	0	1	0	0	0	0	0
7 of 8 (87.5%)															

**Opponents Inside Liberty Red-Zone**

Date	Opponent	Score	Times In RZ	Times Scored	Total Pts	Rush TDs	Pass TDs	FGs Made	Failed to score inside RZ						
									FGA	Down	Int	Fumb	Half	Game	
09-04-21	CAMPBELL	W 48-7	0	0	0	0	0	0	0	0	0	0	0	0	0
09-11-21	at Troy	W 21-13	2	2	13	2	1	1	0	0	0	0	0	0	0
Totals			2	2	13	2	1	1	0	0	0	0	0	0	0
2 of 2 (100.0%)															



**2021 Liberty University Football**  
Liberty Combined Team Statistics (as of Sep 12, 2021)  
**All games**



Date	Opponent	Score	Att.
09-04-21	CAMPBELL	W 48-7	15834
09-11-21	at Troy	W 21-13	24714

Rushing	gp-gs	att	gain	loss	net	avg	td	lg	avg/g
WILLIS, Malik	2-2	25	176	28	148	5.9	2	21	74.0
GREEN, T.J.	2-0	17	102	7	95	5.6	0	15	47.5
MACK, Joshua	2-2	27	91	5	86	3.2	1	20	43.0
LOUIS, Shedro	2-0	10	72	7	65	6.5	1	36	32.5
HENDERSON, Troy	2-0	5	15	3	12	2.4	0	6	6.0
BENNETT, Johnathan	1-0	2	6	0	6	3.0	1	4	6.0
DANIELS, CJ	2-1	0	0	0	0	0.0	1	0	0.0
Total	2	88	462	53	409	4.6	6	36	204.5
Opponents	2	53	165	58	107	2.0	1	17	53.5

Passing	gp-gs	effic	comp-att-int	pct	yds	td	lg	avg/g
WILLIS, Malik	2-2	168.45	28-41-0	68.3	371	3	40	185.5
BENNETT, Johnathan	1-0	264.47	4-6-0	66.7	102	1	33	102.0
Total	2	180.71	32-47-0	68.1	473	4	40	236.5
Opponents	2	124.03	33-57-1	57.9	394	2	40	197.0

Receiving	gp-gs	no.	yds	avg	td	lg	avg/g
DOUGLAS, Demario	2-1	10	125	12.5	2	35	62.5
STUBBS, DJ	2-1	6	102	17.0	0	40	51.0
LOFTON, Jaivian	1-1	3	51	17.0	1	27	51.0
LOUIS, Shedro	2-0	3	28	9.3	0	14	14.0
DANIELS, CJ	2-1	2	21	10.5	0	14	10.5
AUSTIN, Kylan	1-0	1	33	33.0	0	33	33.0
HOBBS, Trevor	2-0	1	31	31.0	0	31	15.5
MOORE, Stetson	2-0	1	28	28.0	0	28	14.0
GREEN, T.J.	2-0	1	18	18.0	0	18	9.0
BRUMM, Brody	2-0	1	14	14.0	0	14	7.0
SHAA, Kevin	2-1	1	11	11.0	0	11	5.5
BOLLINGER, Michael	2-0	1	9	9.0	0	9	4.5
JACKSON, Jerome	2-1	1	2	2.0	1	2	1.0
Total	2	32	473	14.8	4	40	236.5
Opponents	2	33	394	11.9	2	40	197.0

Field Goals	fg	pct.	01-19	20-29	30-39	40-49	50-99	lg	blk
BARBIR, Alex	0-2	0.0	0-0	0-0	0-1	0-1	0-0	0	1

Scoring	td	fg	PAT					pts
			kick	rush	rcv	pass	dxp	
DOUGLAS, Demario	2	-	-	-	-	-	-	12
WILLIS, Malik	2	-	-	-	-	-	-	12
BARBIR, Alex	-	0-2	9-10	-	-	-	-	9
BENNETT, Johnathan	1	-	-	-	-	-	-	6
MACK, Joshua	1	-	-	-	-	-	-	6
LOUIS, Shedro	1	-	-	-	-	-	-	6
DANIELS, CJ	1	-	-	-	-	-	-	6
LOFTON, Jaivian	1	-	-	-	-	-	-	6
JACKSON, Jerome	1	-	-	-	-	-	-	6
Total	10	0-2	9-10	-	-	-	-	69
Opponents	3	-	2-3	-	-	-	-	20

Score by Quarters	1st	2nd	3rd	4th	OT	Total
Liberty	21	13	14	21	0	69
Opponents	7	7	0	6	0	20

Record:	Overall	Home	Away	Neutral
All games	2-0	1-0	1-0	0-0
Conference	0-0	0-0	0-0	0-0
Non-Conference	2-0	1-0	1-0	0-0

Team Statistics	LIBERTY	OPP
FIRST DOWNS	49	30
Rushing	26	10
Passing	19	15
Penalty	4	5
RUSHING YARDAGE	409	107
Rushing Attempts	88	53
Average Per Rush	4.6	2.0
Average Per Game	204.5	53.5
TDs Rushing	6	1
PASSING YARDAGE	473	394
Comp-Att-Int	32-47-0	33-57-1
Average Per Pass	10.1	6.9
Average Per Catch	14.8	11.9
Average Per Game	236.5	197.0
TDs Passing	4	2
TOTAL OFFENSE	882	501
Average Per Play	6.5	4.6
Average Per Game	441.0	250.5
KICK RETURNS: #-Yards	2-48	3-52
PUNT RETURNS: #-Yards	2-23	1-0
INT RETURNS: #-Yards	1-8	0-0
FUMBLES-LOST	1-0	2-0
PENALTIES-Yards	20-163	12-95
PUNTS-AVG	7-39.1	13-34.5
TIME OF POSSESSION/Game	36:05	23:55
3RD-DOWN Conversions	8/20	8/25
4TH-DOWN Conversions	3/3	2/3

Interceptions	no.	yds	avg	td	lg
LOWE, Duron	1	8	8.0	0	8

Punting	no.	yds	avg	lg	tb	fc	i20	50+	blk
ALVES, Aidan	7	274	39.1	50	1	3	4	1	0

Punt Returns	no.	yds	avg	td	lg
DOUGLAS, Demario	2	23	11.5	0	13
Total	2	23	11.5	0	13
Opponents	1	0	0.0	0	0

Kick Returns	no.	yds	avg	td	lg
LOUIS, Shedro	1	20	20.0	0	20
BRUMM, Brody	1	28	28.0	0	28
Total	2	48	24.0	0	28
Opponents	3	52	17.3	0	20

All Purpose	g	rush	rcv	pr	kr	ir	total	avg/g
DOUGLAS, Dem	2	0	125	23	0	0	148	74.0
WILLIS, Malik	2	148	0	0	0	0	148	74.0
GREEN, T.J.	2	95	18	0	0	0	113	56.5
LOUIS, Shedro	2	65	28	0	20	0	113	56.5
STUBBS, DJ	2	0	102	0	0	0	102	51.0
Total	2	409	473	23	48	8	961	480.5
Opponents	2	107	394	0	52	0	553	276.5

Total Offense	g	plays	rush	pass	total	avg/g
WILLIS, Malik	2	66	148	371	519	259.5
BENNETT, Johnathan	1	8	6	102	108	108.0
GREEN, T.J.	2	17	95	0	95	47.5
MACK, Joshua	2	27	86	0	86	43.0
LOUIS, Shedro	2	10	65	0	65	32.5
Total	2	135	409	473	882	441.0
Opponents	2	110	107	394	501	250.5

#	Defensive Leaders	gp-gs	Tackles				Sacks	Pass defense			Fumbles		blkd		saf
			ua	a	tot	tfl/yds		no-yds	int-yds	brup	qbh	rcv-yds	ff	kick	
1L	JACKSON, Storey	2-2	7	9	16	1.5-14	1.5-14	.	.	.	.	.	.	.	
1D	SCRUGGS, Javon	2-2	2	9	11	.	.	1	.	.	.	.	.	.	
5T	THOMAS, Skyler	2-2	3	5	8	2.0-5	.	.	1	.	.	1	1	.	
5C	CHIBUEZE, Henry	2-1	4	4	8	1.0-8	1.0-8	.	.	1	.	.	.	.	
29	LOWE, Duron	2-2	3	3	6	.	.	.	1-8	.	.	.	.	.	
Total		2	41	78	119	12-59	5-41	1-8	6	4	.	2	1	.	
Opponents		2	59	98	157	14-50	5-28	.	5	4	.	1	1	.	