

# BRING THE REIGN

**Week One:**

**Old Dominion Monarchs (0-0, 0-0 CAA) vs. Campbell Camels (0-0, 0-0 Pioneer)**

**Saturday, September 3, 2011**

**Forman Field at S.B. Ballard Stadium • Norfolk, Va.**

**6:00 p.m. - Kick**

## Old Dominion Schedule/Results:

Sat. Sept. 3	<b>Campbell</b> .....	6:00 p.m.
Sat. Sept. 10	at Georgia State .....	Noon
Sat. Sept. 17	<b>Hampton</b> .....	6:00 p.m.
Sat. Sept. 24	at Delaware * .....	Noon
Sat. Oct. 1	<b>Massachusetts * #</b> ....	7:00 p.m.
Sat. Oct. 8	at Rhode Island * .....	1:00 p.m.
Sat. Oct. 15	<b>Towson * ^</b> .....	3:30 p.m.
Sat. Oct. 22	at Villanova * .....	3:30 p.m.
Sat. Oct. 29	<b>James Madison *</b> .....	Noon
Sat. Nov. 5	<b>Richmond *</b> .....	2:00 p.m.
Sat. Nov. 12	at William & Mary * .....	Noon

All home games in **bold** and played at Foreman Field at S.B. Ballard Stadium. All times eastern and are subject to change.

# - Family Weekend ^ - Homecoming

## FOLLOW THE MONARCHS

### TELEVISION

NONE

### RADIO

Network: ..... ESPN Radio 94.1 FM  
 Play-By-Play: ..... Ted Alexander  
 Color Analyst: ..... Andy Mashaw  
 Sideline: ..... Demetrious Means  
 Pre-Game Show: ..... Rick Kiefner

*(Pre-game show begins 1 hour prior to kick)*

### INTERNET

Video: ..... www.ODUSports.Com  
 ..... (via Monarch Media Subscription)  
 Livestats: ..... www.ODUSports.Com

### SOCIAL MEDIA

Facebook: ..... Old Dominion Athletics (Group)  
 Twitter ..... @ODUFootball, @ODUSports



### SOLD OUT:

The Old Dominion University football program begins its third season of competition and its first as an official member of the Colonial Athletic Association this fall, and for the third consecutive year the Monarchs have sold through their season ticket allocations at Foreman Field at S.B. Ballard Stadium.

Since starting football in 2009, Old Dominion University has sold out of all available season tickets, setting national attendance records for start-up Football Championship Subdivision programs. The Monarchs ranked fourth in both accumulated and average attendance in 2010 and a total of 276,948 fans have entered through the turnstiles in the 22-games played at Foreman Field the last two seasons.

ODU fans purchased more than 14,000 season tickets for the 2011 season, with 400 of those tickets sold to 140 members of the football waiting list. The waiting list, created in 2009, currently has 1,710 members who are the first group contacted when season tickets become available.

### WELCOME TO THE CAA:

Entering its inaugural season in the CAA, the ODU Football Monarchs were picked 10th in the conference's Preseason Poll announced at CAA Football Media Day at M&T Bank Stadium in Baltimore, Md.

### 2011 CAA FOOTBALL PREDICTED ORDER OF FINISH (first-place votes)

1. William and Mary (12)
2. James Madison (4)
3. Delaware (2)
4. New Hampshire (2)
5. Massachusetts (1)
6. Richmond
7. Villanova
8. Rhode Island (1)
9. Maine
10. Old Dominion
11. Towson

### JOB WELL DONE:

Old Dominion football Coach Bobby Wilder has announced four promotions on his coaching staff this preseason. Dealton Cotton has been elevated to Assistant Head Coach, Keita Malloy has added the title Pass Game Coordinator, Ron Whitcomb will serve as the Monarchs' Recruiting Coordinator, and Jarod Dodson will add Assistant Defensive Coordinator to his duties.

### OPENING WITH A BANG:

And no, we're not talking about the howitzer you hear being shot off before the Monarchs run onto Foreman Field. Old Dominion scored on its opening drive in six of its 11 games last season and 13 times in the 22 game history of the program.

# Old Dominion Football Media Schedule

## Monday, August 29th

Practice: None

### CAA Teleconference:

10:00 a.m. - CAA Football Update	11:00 a.m. - Jimmye Laycock, William and Mary
10:10 a.m. - Jack Cosgrove, Maine	11:10 a.m. - Rob Ambrose, Towson
10:20 a.m. - Sean McDonnell, New Hampshire	11:20 a.m. - Mickey Matthews, James Madison
10:30 a.m. - Kevin Morris, Massachusetts	11:30 a.m. - Wayne Lineburg, Richmond
10:40 a.m. - Joe Trainer, Rhode Island	11:40 a.m. - K.C. Keeler, Delaware
10:50 a.m. - Andy Talley, Villanova	<b>11:50 a.m. - Bobby Wilder, Old Dominion</b>

Audio files from each of the weekly teleconferences will be archived on The CAA Football Pressbox website via CAAFootball.com each Monday after 1 p.m. A free LIVE audio stream of each weekly teleconference will be available on CAAFootball.com beginning shortly before 10 a.m., and lasting the duration of the call. Any media members or fans tweeting comments made on the live teleconference are encouraged to use the CAA Football teleconference hashtag: #CAAFBtc.

### ODU Weekly Press Conference:

Monarch coach Bobby Wilder will meet the media from noon to 1 p.m. in the Powhatan Sports Complex's Football Team Room, located in the football office on the second floor. News conference will be available at ODUSports.com later in the afternoon.

### Coors Light Bobby Wilder Coach's Show

The show will air live at the Buffalo Wild Wings located at 1308 Greenbrier Parkway in the Greenbrier section of Chesapeake, It can be heard live on ESPN Radio 94.1 FM and will be audio streamed over the internet on Monarch Media on ODUSports.com. Fans will have a chance to ask questions, interact with show host and "Voice of the Monarchs" Ted Alexander and head coach Bobby Wilder, and win prizes including Buffalo Wild Wings gift certificates, tickets to upcoming ODU football games, and more. Can't make it to the show...call in to ask Coach Wilder your question at 757-687-9494.

\* - Note that the Coach's Show will regularly be Thursdays from 7 - 8 p.m. starting next week.

### Breakfast With Bobby:

Va. Pilot beat reporter Rich Radford's video interview with ODU head coach Bobby Wilder can be watched at Pilotonline.com, ODUBlitz.com, and HamptonRoadsTV.com.

## Tuesday, August 30th

**Coach/Student-Athlete Interviews:** 2 - 2:30 p.m. at Powhatan Sports Complex. All interviews must be arranged through ODU Sports Information. To ensure availability, please allow 24-hour notice prior to your need for a player or coach interview.

**Practice:** 4 - 6 p.m. at Powhatan Sports Complex. Please contact the Sports Information Office if you are attending practice.

## Wednesday, August 31st

**Coach/Student-Athlete Interviews:** 2 - 2:30 p.m. at Powhatan Sports Complex. All interviews must be arranged through ODU Sports Information. To ensure availability, please allow 24-hour notice prior to your need for a player or coach interview.

**Practice:** 4 - 6 p.m. at Powhatan Sports Complex. Please contact the Sports Information Office if you are attending practice.

## Thursday, September 1st:

**Coach/Student-Athlete Interviews:** 2 - 2:30 p.m. at Powhatan Sports Complex. All interviews must be arranged through ODU Sports Information. To ensure availability, please allow 24-hour notice prior to your need for a player or coach interview.

**Practice:** 4 - 6 p.m. at Powhatan Sports Complex. Please contact the Sports Information Office if you are attending practice.

## Friday, September 2nd

**Coach/Student-Athlete Interviews:** 2 - 2:30 p.m. at Powhatan Sports Complex. All interviews must be arranged through ODU Sports Information. To ensure availability, please allow 24-hour notice prior to your need for a player or coach interview.

**Practice:** 4 - 5:30 p.m. at Foreman Field. Please contact the Sports Information Office if you are attending practice.

### ODU Football Show:

No show this week. First show will air next Friday and will be broadcast every Friday night at 10:45 pm on FOX43 and archived on WAVY.com.





**Old Dominion Quick Facts****"The Quick Hits"****GENERAL INFORMATION**

Name of School: ..... Old Dominion University  
 City, Zip: ..... Norfolk, VA 23529  
 Nickname: ..... Monarchs  
 Founded: ..... 1930 (as the Norfolk Division of  
 ..... the College of William & Mary)  
 Enrollment: ..... 24,000  
 School Colors: ..... Slate Blue (PMS 540), Silver (PMS 877),  
 ..... & Light Blue (PMS 283)  
 Stadium Name: ..... Foreman Field at S.B. Ballard Stadium  
 Capacity: ..... 19,782  
 Surface: ..... AstroTurf GameDay Grass 3D  
 Affiliation: ..... NCAA Division I Championship Subdivision (FCS)  
 Conference: ..... Colonial Athletic Association (CAA)  
 Office Phone: ..... (757) 683-3369  
 Athletic Dept. Phone: ..... (757) 683-3375  
 Athletic Ticket Office: ..... (757) 683-4444  
 Press Box Phone: ..... (757) 683-3842

**FOOTBALL STAFF**

Head Coach: ..... Bobby Wilder (Maine '87)  
 Record at ODU: ..... 17-5 (2 seasons)  
 Overall Record: ..... 17-5 (2 seasons)  
 CAA Record: ..... 1st season

**ASSISTANT COACHES:**

Defensive Backs: ..... Marc Bacote (James Madison '08)  
 Defensive Line: ..... Dealton Cotton (East Carolina '95)  
 Offensive Line: ..... Bill Dee (Mansfield '75)  
 Asst. Def. Coord./Secondary: ..... Jarod Dodson (South Dakota '99)  
 Rovers: ..... Corey Hetherman (Fitchburg State '06)  
 Pass Game Coord./Wide Receivers/Tight Ends: .....  
 ..... Keita Malloy (Delaware '95)  
 Defensive Coordinator/Linebackers: ..... Andy Rondeau (Syracuse '91)  
 Offensive Coordinator/Offensive Line: ..... Brian Scott (Maine '00)  
 Quarterbacks: ..... Ron Whitcomb (Maine '06)  
 Running Backs/Special Teams: ..... Michael Zyskowski (Maine '06)

Administrative Assistant: ..... Kyle Noro  
 Equipment Manager: ..... Tommy Rapier  
 Assistant Equipment Manager: ..... Daniel Cornier  
 Video Coordinator: ..... Dory Kong

**TEAM INFORMATION**

2010 Record: ..... 8-3  
 2010 Conference Record: ..... N/A  
 2010 Home Record: ..... 4-3  
 2010 Away Record: ..... 4-0

All-Time Record: ..... 17-5  
 All-Time Conference Record: ..... N/A  
 All-Time Home Record: ..... 11-4  
 All-Time Away Record: ..... 7-1

Basic Offense: ..... Spread  
 Basic Defense: ..... 4-3

**ATHLETIC COMMUNICATIONS**

Assistant Athletic Director - Communications: ..... Carol Hudson  
 Associate Communications Director (FB Contact): Kimberly Zivkovich  
 Sports Information Main Phone: ..... (757) 683-3372  
 Zivkovich Direct Line: ..... (757) 683-5520  
 Zivkovich Cell Phone: ..... (757) 617-7757  
 Zivkovich Email: ..... kzivkovi@odu.edu  
 Assistant Communications Director: ..... Dustin Semonavick  
 Assistant Communications Director: ..... Eric Bohannon  
 SID Address: ..... Jim Jarrett Athletic Admin. Bldg.  
 ..... Norfolk, VA 23529  
 ODU Website: ..... www.odusports.com  
 Facebook: ..... Group - Old Dominion University Athletics  
 Twitter: ..... @ODUFootball, @ODUSports  
 Video: ..... www.ODUSports.com/AllAccess

- Old Dominion enters Saturday's game with Campbell riding a five game win-streak. The Monarchs' last loss came with a 50-37 setback to #14/16 Cal Poly back on Oct. 9, 2010.

- Old Dominion restarted its football program in 2009 after a 69-year absence and in its two-years has compiled a 17-5 overall mark as the best start-up in FCS history.

- Old Dominion went 9-2 in its inaugural season and 8-3 in 2010.

- After playing two years as an independent in the FCS, the Monarchs join the CAA, considered by many to be the best FCS conference in the nation. Six of the CAA's 11 programs were ranked in the national preseason polls - William & Mary, Delaware, New Hampshire, James Madison, Villanova, and Richmond. ODU will face all but New Hampshire this season.

- Foreman Field at S.B. Ballard Stadium continues to be the place to be in Hampton Roads on Saturdays. In the Monarchs' 14 games, all have been sellouts of the 19,782 seat stadium.

- As a team last season, the Monarchs were ranked fourth in kickoff returns (24.86), eighth in sacks allowed (0.82), eighth in scoring offense (33.55), 11th in tackles for loss (7.91), and 19th in net punting (35.55).

- Individually in the national stats last season, quarterback Thomas DeMarco ranked seventh in total offense (289.00), Jonthan Plisco ranked second in punting (44.30), missing on leading the nation for the second straight season by .05 yards, Colby Goodwyn finished third in kickoff returns (29.83), and defensive tackle Ronnie Cameron ranked eighth in tackles for

# Old Dominion vs. Campbell Series Information



**VS.**



**TEAM:**

33.5	<u>Scoring</u>	23.7
21.7	<u>Scoring Defense</u>	26.7
140.0	<u>Rushing</u>	207.7
132.0	<u>Rushing Defense</u>	159.4
3.9	<u>Avg./Rush</u>	4.5
21	<u>Rush TDs</u>	26
242-416-13	<u>Comp. - Att. - Int.</u>	126-225-4
258.7	<u>Passing</u>	117.5
215.9	<u>Passing Defense</u>	198.8
23	<u>Pass TDs</u>	8
398.7	<u>Total Offense</u>	325.3
347.9	<u>Total Defense</u>	358.2
4386-815	<u>Tot. Off/Play</u>	3578-731
24.9	<u>Kickoff Return Avg.</u>	19.9
7-113	<u>Interceptions</u>	4-49
28:17	<u>Time of Possession</u>	32:21
58-156 (37%)	<u>3rd-Down Conv.</u>	83-162 (51%)
14-25 (56%)	<u>4th-Down Conv.</u>	7-15 (47%)
29-217	<u>Sacks By-Yards</u>	11-49
13-19 (68%)	<u>Field Goals - Att.</u>	9-16 (56%)
42-44 (95%)	<u>PATs - Attempts</u>	30-33 (91%)

**INDIVIDUAL**

Thomas DeMarco - 250.5	<u>Passing Yards</u>	Daniel Polk - 114.8
Thomas DeMarco - 23	<u>Passing TDs</u>	Daniel Polk - 8
Mario Crawford - 45.9	<u>Rushing Yards</u>	Rashaun Brown - 74.8
Thomas DeMarco 8	<u>Rushing TDs</u>	Daniel Polk - 12
Reid Evans - 55	<u>Receptions</u>	Harrison Jordan - 29
Prentice Gill - 62.4	<u>Receiving Yards</u>	Harrison Jordan - 30.4
Reid Evans 6	<u>Receiving TDs</u>	Mike Stryffeler - 4
Craig Wilkins - 74	<u>Tackles</u>	Lee Stanley - 83
Deron Mayo - 6.5	<u>Sacks</u>	Matthew Cox - 3.0
Ronnie Cameron - 19.0	<u>Tackles For Loss</u>	Jeremiah Robinson
Seven with 1	<u>Interceptions</u>	Four with 1
Monty Smalley - 12.7	<u>Punt Return Avg.</u>	Harrison Jordan - 6.3
Colby Goodwyn - 29.8	<u>Kick Return Avg.</u>	Harrison Jordan - 20.1

**All-Time Vs. Campbell:**

Date:	Score	Attend	Site
10/17/2009	W, 28-17	19782	Norfolk, Va.
9/11/2010	W, 44-13	5462	Buies Creek, N.C

**All-Time Vs. Pioneer League:**

Jacksonville.....	1-1
Campbell .....	2-0

**NOTES FROM THE FIRST MEETING - 10/17/2009**

**WE'RE ON THE ONE:**

Punter Jonathan Plisco had a 76-yard punt midway through the third quarter for his longest punt of his career. That punt caused the Camels to start their drive all the way from their own one-yard line. Having helped the Camels stay downfield, it helped set up the Monarchs' first touchdown drive of the second half.

**SECOND HALF STOP:**

After the Camels gained 137 yards on the ground in the first half, the ODU defense only allowed Campbell to gain 59 rushing yards in second half action.

**NOTES FROM THE SECOND MEETING - 9/11/2009**

**CATCHING IN THE END ZONE:**

Prior to the Campbell game, only Nick Mayers had more than one touchdown reception in a game - at Fordham (10/3/09) and last season at home against Campbell (10/17/09). In the 44-13 win in Buies Creek last season, Marquel Thomas and Reid Evans joined Mayers in the category as each had a pair of TD catches.

**ONE MAN SHOW:**

For all but four plays of the fourth quarter, the man producing the offense was Colby Goodwyn. In all, Goodwyn carried the ball 15 times and racked up 47 yards and a touchdown. On one drive alone, Goodwyn ran each play - 14 times for 38 yards. Starting from the ODU 49, Goodwyn racked up four first downs for the Monarchs and set up Jarod Brown to kick a 19 yards field goal for the final score of the game.



**PAYTON AWARD:**

Old Dominion quarterback Thomas DeMarco is among the 20-player Walter Payton Watch List for the Football Championship Subdivision's (FCS) top individual honor. The Payton Award will celebrate its 25th anniversary this season and be presented to the FCS' outstanding player at the national awards banquet Thursday night, Jan. 5 in Frisco, Texas.

The 2011 Watch List includes 11 quarterbacks. Joining DeMarco on the list are seniors DeAndre Presley of Appalachian State, Casey Therriault of Jackson State, Mike Brown of Liberty, B.J. Coleman of Chattanooga, Josh McGregor of Jacksonville, Bo Levi Mitchell of reigning FCS champion Eastern Washington and Tirrell Rennie of Northern Iowa, juniors Casey Brockman of Murray State, and Brad Sorensen of Southern Utah, and sophomore DeNarius McGhee of Montana State.

Also included on the list are senior running backs Jonathan Grimes of William & Mary, Mike Mayhew of North Carolina A&T and D.J. McNorton of North Dakota State, as well as junior Jamaine Cook of Youngstown State and sophomores Nate Eachus of Colgate and Andrew Pierce of Delaware along with junior fullback Eric Breitenstein from Wofford.

The Watch List also includes two wide receivers, Liberty senior Chris Summers and Eastern Washington junior Brandon Kaufman.

Entering the 2011 inaugural Colonial Athletic Association (CAA) season, the Monarch signal caller has already garnered some preseason attention. DeMarco is a Preseason Honorable Mention All-American by the Consensus Draft Services and was named to the College Football Performance Awards Quarterbacks Watch List in addition to be listed as one of the Top FCS Quarterbacks by The Sports Network.

A member of the Walter Payton Watch List for the second straight season, DeMarco averaged 250.5 yards passing per contest including passing for a career-high 407 yards at Monmouth. He also passed for over 300 yards against Jacksonville and #14/16 Cal-Poly and threw for a career-high four touchdowns in games at Campbell, at Monmouth, and vs. #14/16 Cal Poly. On the ground, the two-year starting Monarch QB ran for 423 yards and a team-leading eight touchdowns as the Monarchs' second leading rusher. He averaged 38.5 yards rushing per game, running for a pair of touchdowns at Hampton and versus Savannah State.

**GOOD WORK RONNIE CAMERON:**

Old Dominion defensive tackle Ronnie Cameron was among the record 132 nominees announced for the 2011 Allstate AFCA Good Works Team®. The award recognizes the selfless contributions to volunteerism and community service made by college football student-athletes across the nation.

This year marks the program's 20th year honoring college football players at all levels of competition who stand out for their "good works" in the community. Since 1992, selection to the Allstate AFCA Good Works Team® has become the gold standard for off-the-field character and leadership for college football players. The honor is widely considered the sport's pre-eminent community service award.

Entering last season as a "Transfer to Watch" by the Sports Network after joining the ODU program from Hofstra, Cameron started all 11 games at tackle for the Monarchs and ended the year second on the ODU defense with 72 tackles (28 solo, 44 assisted). The Second Team All-State honoree was tied for eighth among FCS defenders in tackles for loss, averaging 1.73 TFL's a game and was second on the squad with 5.5 sacks. Cameron also led ODU with eight QB hurries, captured forced fumbles against VMI and N.C. Central and had a career-high 14 stops in the season finale at N.C. Central.

Away from the field, Cameron is active in the numerous Monarch Reachout programs including the annual National Marrow Donor Registry and the annual "Little Feet Meet" with ODU Special Olympics and has also participated in activities with the Make-A-Wish Foundation of Greater Virginia and the summer clinic with the Boys & Girls Club of Southeast Virginia. Cameron has also served as a volunteer at the United Methodist Church, homeless shelters and at the Westbury Recreation Center and volunteered at Leesville Middle School and Larchmont Recreation Center.

A Dean's List student, Cameron finished his undergraduate degree in three years and is currently working towards his MBA. In addition to being a captain of the ODU Football Monarchs, he is also a member of the ODU MBA Association and is a recipient of the Luke Hillier Endowment for academic and athletic success. Cameron also helped led, organize, and was a keynote speaker at the third annual Black Male Summit.

**FIRST MONARCH NFL SIGNEE:**

Former Old Dominion defensive end Deron Mayo signed a free agent contract with the National Football League's Denver Broncos becoming the first Monarch to do so.

Mayo's impact at Old Dominion was immediate from the time he set foot on campus. Choosing to play his final season of collegiate football at ODU after Hofstra University disbanded its program, Mayo was named a "Transfer to Watch" by the Sports Network and in a vote by his teammates, was named a Co-Captain, showing their respect for the defensive end with Mayo not even having played a game in the Monarch uniform.

In 2010, Mayo was third on the ODU defense making 70 tackles and made five or more stops in 10 of the Monarchs' 11 games. He led the Monarchs in sacks, was second on the team in tackles for loss, forced a team-leading three fumbles, recorded a team second-best seven QB hurries, and tied for third among teammates with three pass break-ups. As a member of the special teams unit, Mayo blocked two kicks, including a punt at Hampton resulting in a Monarch score.

Mayo was released by the Broncos on Aug. 29.

**TO THE MAX:**

When the Monarchs reported to preseason camp on Aug. 7th, the roster was at the NCAA maximum for the first time in the ODU program's history as 95 Football Monarchs reported.

**RISE AND SHINE:**

Here's a list to show how early the Monarchs have scored over the last two years.

Time Remaining	1st Quart.	Opponent	Date
13:53	.....	Savannah State	.....11/6/10
13:40	.....	Cal Poly	.....10/9/10
13:24	.....	Fordham	.....10/3/09
13:05	.....	Monmouth	.....9/26/09
12:42	.....	Chowan	.....9/5/09
12:19	.....	Campbell	.....10/17/09
11:58	.....	Virginia Union	.....9/12/09
11:20	.....	VMI	.....11/21/09
11:12	.....	Georgetown	.....10/31/09
10:59	.....	N.C. Central	.....11/7/09
10:56	.....	Gardner-Webb	.....10/2/10
10:51	.....	Campbell	.....9/11/10
10:44	.....	Savannah State	.....10/24/09
10:38	.....	Hampton	.....10/3/0/10
9:57	.....	Jacksonville	.....9/4/10
9:39	.....	N.C. Central	.....11/20/10
8:16	.....	VMI	.....11/13/10

**BLOCK THAT KICK:**

Special teams now has 12 blocks to its credit in the last two seasons.

Edmon McClam blocked his sixth career PAT against Savannah State last season. McClam holds the FCS record for Blocked PATs in a Season (2009 - 5) and Blocked PATs in a Game (3 - Chowan). The FCS record for Blocked PATs in a Career is seven by Tim Hauck (Montana - 1987-89).

The Monarchs had two blocked punts against Hampton by former Monarchs Deron Mayo and Desmond Williams that both resulted in Monarch scores in the 28-14 win. Mayo also rushed the Pirate punter which led Hampton to punt the ball into its own player and set the Monarchs up for a touchdown run from two yards out. Hampton had not had a punt blocked since 2004.

In addition to the Hampton game, Mayo also had a blocked field goal during the first quarter vs Gardner-Webb to preserve ODU's 7-0 lead against the Runnin' Bulldogs.

Alex Arain blocked a punt, ODU's first blocked punt in history, at Monmouth during week four.

Chris Burnette also has two blocked PATs from last season.

**KICKOFF RETURN RECORDS:**

Old Dominion's Colby Goodwyn set the Division I record (FBS or FCS) for kickoff return yardage in a game with 333 yards in his nine returns against #14/16 Cal Poly in week six. The old mark was 326 by Eastern Washington's Bashir Livingston on Oct. 31, 1998. The FBS record is 319 by Iowa State's Leonard Johnson on Nov. 1, 2008. Old Dominion also set the record for most kickoff return yardage by a team (365 yards on 11 returns).

On top of Goodwyn's new NCAA marks, he managed to also put his name into the Monarch record book as well. His 89-yard kickoff return that lead to Reid Evans' touchdown reception in the second quarter against the Mustangs was the longest kick return by a Monarch to-date. Goodwyn would later have a 79-yard kick return that places his name again the record books, this time with the second-longest kick return in the brief history of ODU football. The previous high was a 76-yard return by Mario Crawford in ODU's historic opener against Chowan last year.

**ADDING FOOTBALL:**

Old Dominion is just one of a handful of programs that have brought football to their campuses the last few years. Here are some recent start-up programs:

School:	FCS/FBS:	Conference:	Year Starting:
Georgia State	FCS	CAA	2010
Lamar	FCS	Southland	2010
South Alabama	FCS	Independent	2010
	FBS	Sun Belt	2014
UT-San Antonio	FCS	Independent	2011
	FBS	Sunbelt	2014
Charlotte	FCS	TBA	2013
Mercer	FCS	Pioneer	2013
Stetson	FCS	Pioneer	2013

**START-UP SUCCESS:**

Here is a look at schools that have started football programs over the last few years:

**YEAR ONE:**

School:	FCS/FBS:	Year Started:	First Season:
South Alabama	FCS	2010	10-0 *
Old Dominion	FCS	2009	9-2
Robert Morris	FCS	1994	7-1-1
Coastal Carolina	FCS	2003	6-5
Georgia State	FCS	2010	6-5
FIU	FBS	2002	5-6
South Florida	FBS	1997	5-6
Lamar	FCS	2010	5-6
Florida Atlantic	FBS	2001	4-6
Jacksonville	FCS	1998	4-5
Bryant	FCS	1999	3-6
Campbell	FCS	2008	1-10

(\* - Six game against non-Division I opponents)

**YEAR TWO:**

School:	FCS/FBS:	Second Year:	Second Season:
Coastal Carolina	FCS	2004	10-1
Old Dominion	FCS	2010	8-3
South Florida	FBS	1998	8-3
Robert Morris	FCS	1995	6-4
Bryant	FCS	2000	5-5
Campbell	FCS	2009	3-8
Jacksonville	FCS	1999	3-6
Florida Atlantic	FBS	2002	2-9
FIU	FBS	2003	2-10

**YEAR THREE:**

School:	FCS/FBS:	Third Year:	Third Season:
Coastal Carolina	FCS	2005	9-2
South Florida	FBS	1999	7-4
Robert Morris	FCS	1996	9-2
Bryant	FCS	2001	7-2
Campbell	FCS	2010	3-8
Jacksonville	FCS	2000	3-8
Florida Atlantic	FBS	2003	11-3
FIU	FBS	2004	3-7

**HISTORY IN THE MAKING:**

The Monarchs made history on September 5th when a three-year dream became a reality. On May 31, 2006, the ODU board of visitors voted to add football and 1,293 days later, the Monarchs kicked off their first season of Division I FCS play. ODU played an 11-game schedule, including seven home dates at the \$24.8 million renovated Foreman Field at S.B. Ballard Stadium. The schedule was a mix of both D-II and D-I FCS opponents to help the Monarchs transition into not only its first year of football, but also to get ready for entering the Colonial Athletic Association (CAA) in 2011, the toughest FCS conference in the nation.

**CRYSTAL BALL:**

September 18th, 2010 was a glimpse into the future with the Monarchs' contest against William & Mary, a school that will be featured prominently on ODU's schedule as they join the CAA in 2011. The same tilt gave ODU a taste of the toughest FCS league in the nation. The Tribe also mark the first ranked team ODU faced in its young history. At game time, William & Mary ranked 12th in the FCS Coach's Poll and 13th in the Sports Network Poll.

**12th MONARCH MOMENTS:**

There may be 11 Monarchs on the field, but the 12th Monarch is in the stands. Thanks to all the noise of being "Loud and Proud" from the 12th Monarchs at Foreman Field at S.B. Ballard Stadium, the opposition was charged with 51 in 2010 and 41 in 2009.

**2009 12th Monarch Stats:**

Chowan: .....Seven Penalties  
 Virginia Union: ...Eight Penalties  
 Monmouth: ..... Three Penalties  
 Presbyterian: .....Four Penalties  
 Campbell: .....Eight Penalties  
 Georgetown: ..... Five Penalties  
 N.C. Central: ..... Six Penalties

**2010 12th Monarch Stats:**

JacksSville:.....Penalties  
 William & Mary: .....Penalties  
 Gardner-Webb: .....Penalties  
 Cal.Poly:Seven Penalties  
 Georgia State: .....Penalties  
 Savannah: .....Penalties  
 VMI:.....Eight Penalties

**TV MOMENTS:**

Listed below is the Monarchs 2011 schedule, with game times and TV broadcast carriers.

Date:	Opponent:	Kick-Off:	Broadcast Carrier:
9/3	Campbell	6 p.m.	Monarch Media
9/10	at Ga. State	Noon	CSS, TCN, CSN-NE, CSN*
9/17	Hampton	6 p.m.	Monarch Media, Cox 11, CSN**
9/24	at Delaware	Noon	TCN, CSN-NE, Cox 11
10/1	UMass	7 p.m.	Cox 11, Cox NOVAA, Roanoke, TCNMA
10/8	at Rhode Island	Noon	radio only
10/15	Towson	3:30 p.m.	Monarch Media
10/24	at Villanova	3:30 p.m.	radio only
10/29	James Madison	Noon	CSN
11/5	Richmond	2 p.m.	Monarch Media
11/12	at William and Mary	Noon	Cox 11, Cox NOVA, Roanoke, CSN

\*CSN + seen locally on Cox 11 in Hampton Roads

\*\*tape delay to air on 9/17 at approximately 10 p.m., or following the Washington Nationals broadcast on Cox 11. Tape delay on CSN on 9/19 at 7 p.m.

TCN - The Comcast Network  
 CSN-NE - Comcast Sports Network New England  
 Cox NOVA - Northern Virginia  
 TCNMA - The Comcast Network Mid Atlantic  
 CSN - Comcast Sports Network

## The Polls

### The Sports Network Poll Top 25

1. Eastern Washington Eagles (90).....	13-2	3,377	1
2. Appalachian State Mountaineers (14)...	10-3	3,142	4
<b>3. William &amp; Mary Tribe (20).....</b>	<b>8-4</b>	<b>3,110</b>	<b>10</b>
4. Georgia Southern Eagles (11).....	10-5	3,095	5
<b>5. Delaware Blue Hens (2).....</b>	<b>12-3</b>	<b>2,806</b>	<b>2</b>
6. Montana State Bobcats.....	9-3	2,623	11
7. Northern Iowa Panthers.....	7-5	2,452	19
8. Wofford Terriers.....	10-3	2,357	6
9. Jacksonville State Gamecocks.....	9-3	2,028	12
10. New Hampshire Wildcats (1).....	8-5	2,025	7
11. North Dakota State Bison.....	9-5	1,720	9
12. Montana Grizzlies.....	7-4	1,668	20
13. Lehigh Mountain Hawks.....	10-3	1,351	14
<b>14. Villanova Wildcats (2).....</b>	<b>9-5</b>	<b>1,262</b>	<b>3</b>
<b>15. James Madison Dukes.....</b>	<b>6-5</b>	<b>1,247</b>	<b>NR</b>
<b>16. Richmond Spiders.....</b>	<b>6-5</b>	<b>987</b>	<b>NR</b>
17. Stephen F. Austin Lumberjacks.....	9-3	969	8
18. Central Arkansas Bears.....	7-4	961	NR
19. Southern Illinois Salukis.....	5-6	934	NR
20. McNeese State Cowboys.....	6-5	701	NR
21. Chattanooga Mocs.....	6-5	672	NR
22. Liberty Flames.....	8-3	630	21
23. South Carolina State Bulldogs.....	9-3	628	16
24. Sacramento State Hornets.....	6-5	587	NR
25. Massachusetts Minutemen.....	6-5	519	NR

Others Receiving Votes: Penn 456, Bethune-Cookman 425, Southeast Missouri State 341, Murray State 315, Western Illinois 247, Southern Utah 240, Jacksonville 215, Cal Poly 168, Stony Brook 163, Grambling State 146, Eastern Kentucky 139, Jackson State 76, Florida A&M 76, Colgate 75, Sam Houston State 75, Harvard 54, Indiana State 51, UC Davis 48, South Dakota State 40, Youngstown State 28, Central Connecticut State 26, Coastal Carolina 25, Dayton 21, Northwestern State 20, Northern Arizona 18, Elon 16, Yale 15, Weber State 13, Illinois State 12, Tennessee Tech 12, **Rhode Island II**, Maine 10, Albany 10, Texas Southern 10, Northern Colorado 10, Furman 10, Brown 8, South Dakota 7, **Old Dominion 5**, Columbia 5, Missouri State 2, Robert Morris 2, **Hampton 1**, Duquesne 1, UT Martin 1.

### FCS Coaches Poll Top 25

1. Eastern Washington (23).....	13-2	687	1
2. Appalachian State (1).....	10-2	617	4
3. Georgia Southern (3).....	10-5	615	6
<b>4. William &amp; Mary (1).....</b>	<b>8-4</b>	<b>614</b>	<b>8</b>
<b>5. Delaware.....</b>	<b>12-3</b>	<b>559</b>	<b>2</b>
6. Montana State.....	9-3	540	11
7. Northern Iowa.....	7-5	448	18
8. Wofford.....	10-3	431	5
9. Jacksonville State.....	9-3	425	12
10. New Hampshire.....	8-5	415	7
11. North Dakota State.....	9-5	392	9
12. Montana.....	7-4	318	21
<b>13. Villanova.....</b>	<b>9-5</b>	<b>276</b>	<b>3</b>
14. Stephen F. Austin.....	9-3	265	10
15. Lehigh.....	10-3	259	14
<b>16. James Madison.....</b>	<b>6-5</b>	<b>226</b>	<b>NR</b>
17. Southern Illinois.....	5-6	181	NR
18. Liberty.....	8-3	179	19
<b>19. Richmond.....</b>	<b>6-5</b>	<b>177</b>	<b>NR</b>
20. McNeese State.....	6-5	170	NR
21. South Carolina State.....	9-3	131	17
22. Central Arkansas.....	7-4	130	NR
23. Chattanooga.....	6-5	113	NR
24. Bethune-Cookman.....	10-2	84	15
T24. Penn.....	.91	84	16

Others Receiving Votes: Massachusetts (73); Western Illinois (72); Cal Poly (71); Southeast Missouri State (68); Southern Utah (67); Sacramento State (66); Murray State (50); Jacksonville (46); Eastern Kentucky (41); UC Davis (22); Colgate (21); Central Connecticut State (19); Stony Brook (18); Indiana State (15); Harvard (14); Dayton (13); Jackson State (13); Illinois State (11); South Dakota State (10); Florida A&M (9); Coastal Carolina (9); Sam Houston State (9); Elon (8); Grambling State (8); Northern Arizona (3); Weber State (3); Northwestern (2).

## Preseason Honors

#### Walter Payton Watch List:

Thomas DeMarco, QB

#### Lindy's Preseason All-FCS Team:

Jonathan Plisco, P, Second Team

#### Phil Steele Preseason All-Americans:

Jonathan Plisco, P, Second Team

#### Consensus Draft Services Preseason All-Americans:

Jonathan Plisco, P, Second Team  
Thomas DeMarco, QB, Honorable Mention  
Colby Goodwyn, KR, Honorable Mention

#### College Sports Madness Preseason All-Americans:

Jonathan Plisco, P, Second Team  
Colby Goodwyn, KR, Third Team

#### College Football Performance Awards Watch Lists:

Colby Goodwyn, KR  
Thomas DeMarco, QB  
Prentice Gill, WR  
Ronnie Cameron, DT  
Craig Wilkins, LB  
Jarod Brown, K  
Jonathan Plisco, P

#### Phil Steele Preseason All-CAA:

Jonathan Plisco, P, First Team  
Thomas DeMarco, QB, First Team  
Ronnie Cameron, DL, First Team  
Colby Goodwyn, KR, Second Team  
Prentice Gill, WR, Second Team

#### College Sports Madness Preseason All-CAA Team:

Jonathan Plisco, P, First Team  
Colby Goodwyn, KR, First Team  
Thomas DeMarco, QB, First Team

#### Allstate AFCA Good Works Team® Nominee:

Ronnie Cameron

#### Sports Network Top 10 Quarterbacks:

Thomas DeMarco

#### Sports Network Special Teams To Watch:

Jonathan Plisco



## Old Dominion Depth Chart

<b>OFFENSE</b>						<b>DEFENSE</b>					
<b>QB</b>	17	Thomas DeMarco	Sr-r.	5-11	200	<b>END</b>	97	Edmon McClam	Sr.	6-6	280
	11	Nate Ong	Jr-r.	6-2	200		48	Preston Smith	Fr-r.	6-2	250
<b>RB</b>	32	Angus Harper	Fr-r.	6-0	210	<b>NG</b>	90	Chris Burnette	Jr-r.	6-4	280
	36	Colby Goodwyn	So.	5-10	200		55	Eric Saylor	Jr-r.	6-2	285
<b>WR</b>	4	Reid Evans	Jr-r.	5-10	175	<b>TACKLE</b>	96	Ronnie Cameron	Sr-r.	6-2	295
	9	Larry Pinkard	Fr-r.	6-0	180		54	Dominique Guinn-Bailey	Fr-r.	6-4	265
<b>WR</b>	5	Antonio Vaughan	Fr-r.	5-8	170	<b>STUD (DE)</b>	93	Chad King	Sr-r.	6-3	255
	84	Dorian Jackson	Jr-r.	5-10	200		98	Alex Johnson	So-r.	6-3	225
<b>WR</b>	1	Prentice Gill	Sr.	5-11	180	<b>ROVER (LB)</b>	12	Craig Wilkins	Jr-r.	6-2	225
	81	Jakwail Bailey	Fr.	5-11	180		29	Patrick Young	So-r.	6-0	195
<b>TE</b>	83	Kai Blanco	Jr-r.	6-3	260	<b>MIKE (LB)</b>	34	J.J. Williams	Sr-r.	6-2	225
	88	Mitch Castleberry	Fr.	6-5	215		51	Michael Colbert	Jr-r.	6-1	220
<b>LT</b>	76	Ryan Jensen	Sr-r.	6-5	300	<b>BACKER (LB)</b>	6	Alex Arain	Jr-r.	6-4	220
	57	Robbie Duncan	Jr-r.	6-4	285		46	John Darr	So-r.	6-0	235
<b>LG</b>	77	David Born	So-r.	6-8	340	<b>CB</b>	22	T.J. Cowart	Jr-r.	5-9	185
	65	Perry Owens	So-r.	6-3	275		15	Aaron Evans	So.	5-9	185
<b>C</b>	58	Jeremy Hensley	Sr.	6-1	290	<b>CB</b>	26	Eriq Lewis	Fr-r.	6-0	180
	60	Josh Mann	Fr.	6-4	300		28	Markell Wilkins	So-r.	5-9	165
<b>RG</b>	70	Brandon Carr	Jr-r.	6-2	295	<b>SS</b>	10	Devon Simmons	Jr-r.	6-2	205
	or 60	Josh Mann	Fr.	6-4	300		20	Paul Morant	So.	6-0	195
	75	Bryan Morrison	Jr-r.	6-2	290						
<b>RT</b>	73	Jake Lowney	So-r.	6-4	285	<b>FS</b>	27	Carvin Powell	Jr.	6-1	205
	61	Wes Moulton	Fr-r.	6-3	270		16	Fred Credle	Jr-r.	5-11	175

### Specialists

<b>PK</b>	39	Jarod Brown	So-r.	5-11	205	<b>KR</b>	36	Colby Goodwyn	So.	5-10	200
	67	Dustin Burdick	Fr.	5-9	175		15	Aaron Evans	So.	5-9	185
<b>P</b>	31	Jonathan Plisco	Jr-r.	6-0	205	<b>PR</b>	4	Reid Evans	Jr-r.	5-10	170
	69	Josh Williams	Fr.	6-3	240		15	Aaron Evans	So.	5-9	185
<b>H</b>	17	Thomas DeMarco	Sr-r.	5-11	200	<b>LS</b>	50	Rick Lovato	Fr.	6-2	225
	31	Jonathan Plisco	Jr-r.	6-0	205		63	Kevin Marley	Fr.	5-10	255

# Last Time: Old Dominion vs. Campbell

**OLD DOMINION 44, CAMPBELL 13**  
**Lane-Barker Stadium • Buies Creek, N.C.**  
**September 4, 2010 • Attendance: 5,462**

## SCORE BY QUARTERS:

	1st	2nd	3rd	4th	Final
<b>Old Dominion</b>	<b>13</b>	<b>7</b>	<b>14</b>	<b>10</b>	<b>44</b>
<b>Campbell</b>	<b>0</b>	<b>10</b>	<b>3</b>	<b>0</b>	<b>13</b>

## SCORING SUMMARY:

Q	Time	Play	Score
1st	10:51	O Marquel Thomas 22 yd pass from Thomas DeMarco (Jarod Brown kick) 12 plays, 76 yards, TOP 4:09	7 - 0
	05:32	O Reid Evans 10 yd pass from Thomas DeMarco (Jarod Brown kick failed) 7 plays, 80 yards, TOP 3:08	13 - 0
2nd	14:53	O Reid Evans 8 yd pass from Thomas DeMarco (Jarod Brown kick) 9 plays, 55 yards, TOP 2:56	20 - 0
	01:13	C POLK, Daniel 6 yd run (WILLETS, Adam kick) 14 plays, 80 yards, TOP 7:40	20 - 7
	00:00	C WILLETS, Adam 46 yd field goal 4 plays, 27 yards, TOP 0:49	20 - 10
3rd	10:04	O Marquel Thomas 8 yd pass from Thomas DeMarco (Jarod Brown kick) 11 plays, 52 yards, TOP 4:49	27 - 10
	02:37	C WILLETS, Adam 38 yd field goal 12 plays, 46 yards, TOP 7:19	27 - 13
	00:42	O Thomas DeMarco 1 yd run (Jarod Brown kick) 14 plays, 0 yards, TOP 4:43	34 - 13
4th	12:48	O Colby Goodwyn 1 yd run (Jarod Brown kick) 14 plays, 0 yards, TOP 4:43	41 - 13
	02:47	O Jarod Brown 19 yd field goal 15 plays, 49 yards, TOP 7:41	44 - 13

## SCORING SUMMARY:

	ODU	CU
FIRST DOWNS	28	16
NET YARDS RUSHING	190	115
NET YARDS PASSING	273	75
TOTAL OFFENSE YARDS	463	190
Fumbles: Number-Lost	0-0	0-0
Penalties: Number-Yards	7-112	9-171
PUNTS-YARDS	1-54	6-251
KICKOFFS-YARDS	7-464	3-152
Punt returns: Number-Yards-TD	4-77-0	0-0-0
Kickoff returns: Number-Yds-TD	3-45-0	7-167-0
Interceptions: Number-Yds-TD	0-0-0	1-13-0
Fumble Returns: Number-Yds-TD	0-0-0	0-0-0
Miscellaneous Yards	0	0
Possession Time	30:52	29:08
Third-Down Conversions	6 of 11	5 of 14
Fourth-Down Conversions	3 of 3	0 of 1
Red-Zone Scores-Chances	5-5	1-1
Sacks By: Number-Yards	2-17	0-0

## INDIVIDUAL STATISTICS:

**RUSHING:** ODU-Mario Crawford 7-59; Colby Goodwyn 17-58; Thomas DeMarco 7-30; Prentice Gill 2-28; Desmond Williams 2-15. **CU**-POLK, Daniel 14-38; BROWN, Rashaun 9-35; Carl Smith 10-30; CJ Oates 5-13; Kurt Odom 1-0;

**PASSING:** ODU - Thomas DeMarco 26-33-1-273. **CU** - Daniel Polk 7-15-0-68; WOLF, Dakota 1-2-0-7.

**RECEIVING:** ODU - Reid Evans 8-65; Mario Crawford 5-67; Marquel Thomas 5-61; Nick Mayers 4-44; Prentice Gill 2-16; Jamal Johnson 1-22; Desmond Williams 1-minus 2. **CU** - Alex Royal 2-16;; P Constantaine. 2-15; M.

Stryffeler 1-29; J. Rogers1-7; Jordan Cramer 1-5; H Jordan 1-3 .

**TACKLES (UA-A):** ODU - Michael Colbert 0-7; Deron Mayo 3-3; Rodney Hunter 2-4; Michael Williams 2-4; Deron Jasper 3-2; Nikita Logan 1-4; Craig Wilkins 1-4; Mateus Porter 3-1; Lee Daniel 2-2; T.J. Cowart 2-2; Chris Burnette 1-3; Carvin Powell 1-3; Andrew Turner 1-3; **CU** - Milton Brown 2-11; Erik Feliciano 6-3; Paul Pizzuti 4-3; Steth Monroe 3-3; S Goldsmith 2-4; Lee Stanley 1-4; J. Robinson 1-4; Jared Hart 4-0; Randel Herring 1-3, Manny Davis 1-3; Charles Fiore 1-3; Freddie Shine 0-4;

## INTO THE WIN COLUMN: Monarchs Down Campbell, 44-13

**BUIES CREEK, N.C. --** The Old Dominion football team found the end zone on its first three drives and never looked back en-route to its 44-13 win over Campbell University at Lane-Barker Stadium.

Marquel Thomas and Reid Evans led the Monarchs with a pair of touchdown receptions. Evans caught eight passes, the most by a Monarchs, ending the game with 65 yards. Thomas had 61 receiving yards on five receptions.

Thomas, who scored ODU's first-ever touchdown put the Monarchs up 7-0 early in the first quarter. Thomas' 22-yard reception from Thomas DeMarco put the Monarchs ahead with 10:51 on the clock.

The Camels only got off four plays, before the Monarchs regained possession. After a touchback on the punt, the Monarchs covered the 80-yards capping the drive with a 10-yard touchdown reception by Reid Evans. Jarod Brown's PAT went wide right, but with 5:32 left in the opening quarter, ODU held a 13-0 edge.

Evans did it again on the next ODU drive. The sophomore receiver registered his fifth TD reception of his career opening second quarter action. Evans' second touchdown of the afternoon came on an eight-yard throw from DeMarco giving his squad a commanding 20-0 lead.

A personal foul penalty put the Camels into the red zone late in the second quarter resulting in Campbell making its first score of the afternoon. Campbell quarterback Daniel Polk, who scored the Camel's two touchdowns in their opener at UVA-Wise, broke the line for a six-yard run into the end zone.

The half ended as Campbell regained control of the ball on an interception. While two plays later it looked as if the Monarchs would have their own interception, the Monarchs were called for roughing the passer and momentum continued for the Camels. As time expired in the opening half, Campbell's Adam Willets had a 46-yard field goal sail through the uprights and ODU headed into the intermission ahead 20-10.

Thomas got things started for the Monarchs after halftime giving ODU a 27-10 edge on his second touchdown reception and third of his career. His eight-yard catch from DeMarco capped the 11 play, 52-yard drive.

Campbell put up a field goal in the closing minutes of the third quarter. Willets posted his second three-point kick, this time a 38-yard attempt, cutting the Monarch lead to 27-13 with 2:37 left in the third.

Old Dominion wasted no time in responding. On the third play of the drive, Mario Crawford tore down the field gaining a 47 yard reception and bringing ODU to the Camel 10. The next play saw DeMarco with the QB keeper to the 1 and then jump over the end line on the next play to put the Monarchs up 34-13 with just 42 seconds left until the start of the final quarter.

Colby Goodwyn also got into the scoring mix. He had an up and over a pile on the goal line put the Monarchs ahead 41-13 with 12:48 left in the game.

Goodwyn, who saw a majority of the carries in the fourth quarter, finished the game with 17 carries and 58 yards.

Scoring continued for the Monarchs late in the fourth quarter. Brown's 19-yard field goal was good giving ODU the final 44-13 score.

Defensively, ODU's Michael Colbert led the way with seven unassisted tackles. Transfer Deron Mayo made six total stops, including a six-yard sack. Andrew Turner also took down Camel quarterback, Polk, pushing him back 11 yards.

DeMarco finished the game completing 26 of his 33 throws, including an interception. He racked up 273 passing yards for four touchdowns. Polk had just 68 yards on seven of 15 passing.

# Old Dominion Roster

## Alphabetical

6	Alex Arain	LB
41	Brandon Bacchus	CB
81	Jakwail Bailey	WR
95	Nate Barnes	DT
59	Eugene Bazemore	DE
83	Kai Blanco	TE
94	Jagger Blehm	DT
19	A.J. Bordley	CB
77	David Born	OL
38	Brad Bradley	S
44	Darryl Brown	LB
39	Jarod Brown	K
92	Kevin Buchanan	DE
90	Chris Burnette	DT
53	Shawn Butts	LB
96	Ronnie Cameron	DT
70	Brandon Carr	OL
88	Mitch Castleberry	TE
51	Michael Colbert	LB
22	T.J. Cowart	CB
25	Mario Crawford	RB
16	Fred Credle	S
89	Tyler Damato	TE
46	John Darr	LB
17	Thomas DeMarco	QB
52	Xavier Duckett	LB
57	Robbie Duncan	OL
15	Aaron Evans	CB
4	Reid Evans	WR
56	James Fairecloth	LB
1	Prentice Gill	WR
36	Colby Goodwyn	RB
54	Dominique Guinn-Bailey	DT
30	Neal-Anthony Hale	S
68	Orion Hall	P
32	Angus Harper	RB
14	Taylor Heinicke	QB
58	Jeremy Hensley	OL
64	Rodney Hunter	LB
84	Dorian Jackson	WR
37	Malik Jackson	RB
43	Darrius Jennings	S
76	Ryan Jensen	OL
98	Alex Johnson	DE
18	Akil Jones	CB
79	Mike Justice	OL
93	Chad King	DE

## Numerical

No.	Name	Pos.	Cl.	Ht.	Wt.	Hometown/High School/Transfer
1	Prentice Gill	WR	Sr.	5-11	180	Los Angeles, Calif./Cathedral/LA Harbor College
2	Tommy Reamon	TE	Jr.-r	6-2	220	Newport News, Va. /Gloucester
3	Marquel Thomas	WR	So.-r	6-3	180	Va. Beach, Va./Bayside/North Carolina Tech
4	Reid Evans	WR	Jr.-r	5-10	175	Hampton, Va./Phoebus
5	Antonio Vaughan	WR	Fr.-r	5-8	170	Ahoskie, N.C./Hertford County High
6	Alex Arain	LB	Jr.-r	6-4	220	Va. Beach, Va./Kempsville
7	Nick Mayers	WR	Jr.-r	5-7	170	Va. Beach, Va./Landstown
8	Tyler Clark	QB	Fr.	6-3	205	Chesapeake, Va./Grassfield
9	Larry Pinkard	WR	Fr.-r	5-11	180	Washington, D.C./Ballou
10	Devon Simmons	S	Jr.-r	6-2	205	Newport News, Va./Denbigh
11	Nate Ong	QB	Jr.-r	6-2	200	Escondido, Calif./San Pasqual/Palomar
12	Craig Wilkins	LB	Jr.-r	6-2	225	Washington, D.C./H.D. Woodson
13	Rashad Manley	RB	So.	5-11	180	Hampton, Va./Bethel
14	Taylor Heinicke	QB	Fr.	6-1	190	Atlanta, Ga./Collins Hill
15	Aaron Evans	CB	So.	5-8	185	Newport News, Va./Woodside
16	Fred Credle	S	Jr.-r	5-11	175	Chesapeake, Va./Deep Creek
17	Thomas DeMarco	QB	Sr.-r	5-11	200	Palm Desert, Calif./Palm Desert/Col. of the Desert
18	Akil Jones	CB	Fr.	5-10	150	Fairfax, Va./Oakton
19	A.J. Bordley	CB	Fr.	5-11	160	Va. Beach, Va./First Colonial
20	Paul Morant	S	So.	6-0	195	Hampton, Va./Phoebus
21	J.C. Wiggins	CB	So.	5-10	175	Richmond, Va./Monacan
22	T.J. Cowart	CB	Jr.-r	5-9	185	Va. Beach, Va./Ocean Lakes
23	Reggie Owens	CB	Fr.	6-0	195	Va. Beach, Va./Ocean Lakes
24	Lorenzo Smith	RB	Fr.	5-9	175	Lynchburg, Va./Fork Union
25	Mario Crawford	RB	Jr.	5-8	185	Detroit, Mich./Romulus/Fork Union
26	Eriq Lewis	CB	Fr.-r	6-0	180	Washington, D.C./Coolidge
27	Carvin Powell	S	Jr.	6-1	205	Chesapeake, Va./Great Bridge
28	Markell Wilkins	CB	So.-r	5-8	165	Hampton, Va./Phoebus
29	Patrick Young	LB	So.-r	6-0	195	Va. Beach, Va./Green Run
30	Neal-Anthony Hale	S	Fr.	5-8	175	Norfolk, Va./Maury
31	Jonathan Plisco	P	Jr.-r	6-0	205	Newport News, Va./Woodside
32	Angus Harper	RB	Fr.-r	6-0	210	Alexandria, Va./Edison
33	Tyree Lee	RB	Fr.	5-9	195	Hampton, Va./Phoebus
34	J.J. Williams	LB	Sr.-r	6-2	225	Derby, Kan./Derby/Garden City CC
35	Aquante Thornton	CB	Fr.	5-9	155	Va. Beach, Va./Tallwood
36	Colby Goodwyn	RB	So.	5-10	200	Hampton, Va./Phoebus
37	Malik Jackson	RB	Fr.	5-8	205	Washington, D.C./Archbishop Carroll
38	Brad Bradley	S	Fr.	6-0	190	Richmond, Va./Varina
39	Jarod Brown	K	Jr.	5-11	205	Yorktown, Va./Grafton/West Virginia
40	B.J. McLaughlin	DE	Jr.-r	5-11	230	Columbia, Va./Goochland
41	Brandon Bacchus	CB	Fr.	5-11	180	Hampton, Va./Kecoughtan
42	Keenan Terry II	CB	So.	6-0	170	Hampton, Va./Hampton Christian
43	Darrius Jennings	S	Fr.	5-11	160	Chesapeake, Va./Oscar Smith
44	Darryl Brown	LB	Fr.-r	6-0	225	Va. Beach, Va./First Colonial
45	Rob Mahan	LB	Fr.	6-2	205	Merchantville, N.J./Winslow Township
46	John Darr	LB	So.-r	6-0	235	Forestville, Md./Suitland
47	Mike Lennox	LB	Fr.	6-2	210	Bristow, Va./Brensville



# Old Dominion Roster

## Numerical

<u>No.</u>	<u>Name</u>	<u>Pos.</u>	<u>Cl.</u>	<u>Ht.</u>	<u>Wt.</u>	<u>Hometown/High School/Transfer</u>
48	Preston Smith	DE	Fr.-r	6-2	250	Chesapeake, Va./Deep Creek
49	Dillon Morrow	TE	Fr.	6-3	200	Orange, Va./Orange County
50	Rick Lovato	LS	Fr.	6-2	225	Middletown, N.J./Middletown
51	Michael Colbert	LB	Jr.-r	6-1	220	Fayetteville, N.C./E.E. Smith
52	Xavier Duckett	LB	So.-r.	6-0	225	Roanoke, Va./Northside
53	Shawn Butts	LB	Fr.-r	6-4	200	Va. Beach, Va./Kellam
54	Dominique Guinn-Bailey	DT	Fr.-r	6-4	265	Portsmouth, Va./Churchland
55	Erik Saylor	DT	Jr.-r	6-2	285	Ijamsville, Md./Urbana
56	James Faircloth	LB	Fr.	5-11	200	Chesapeake, Va./Grassfield
57	Robbie Duncan	OL	Jr.-r	6-4	285	Sterling, Va./Parkview
58	Jeremy Hensley	OL	Sr.	6-1	290	La Palma, Calif./Kennedy/Fullerton College
59	Eugene Bazemore	DE	Fr.	6-1	210	Portsmouth, Va./Churchland
60	Josh Mann	OL	Fr.	6-4	300	Va. Beach, Va./Ocean Lakes
61	Wes Moulton	OL	Fr.-r	6-3	270	Va. Beach, Va./Ocean Lakes
63	Kevin Marley	LS	Fr.	5-10	255	Manassas, Va./Osborn Park
64	Rodney Hunter	LB	So	6-2	200	Miami, Fla./Etowah
65	Perry Owens	OL	So.-r	6-3	275	Edenton, N.C./John A. Holmes
66	Ellett McGeorge	OL	Fr.-r	6-7	310	Midlothian, Va./Cosby
67	Dustin Burdick	K	Fr.	5-9	175	Staunton, Va./Robert E. Lee
68	Orion Hall	P	Fr.-r	5-9	205	Norfolk, Va./Maury
69	Josh Williams	P	Fr.	6-3	240	Keysville, Va./Randolph Henry
70	Brandon Carr	OL	Jr.	6-2	295	Chesapeake, Va./Western Branch/Fork Union
71	Connor Mewbourne	OL	Fr.	6-4	285	Va. Beach, Va./First Colonial
73	Jack Lowney	OL	So.-r	6-4	285	Narberth, Pa./Archbishop Carroll
74	Jonathan McLean	DE	Fr.	6-3	230	Hampton, Va./Phoebus
75	Bryan Morrison	OL	Jr.-r	6-2	290	Ashburn, Va./Broad Run
76	Ryan Jensen	OL	Sr.-r	6-5	300	Petaluma, Calif./Petaluma/Santa Rosa JC
77	David Born	OL	So.-r.	6-8	340	Bakersfield, Calif./West/Bakersfield
79	Mike Justice	OL	So.	6-7	280	Springfield, Va./West Springfield
80	Blair Roberts	WR	Fr.	6-2	190	Pawling, N.Y./Trinity-Pawling
81	Jakwail Bailey	WR	Fr.	5-11	180	Haddonfield, N.J./Paul VI
82	Kirk Spellman	WR	Fr.	5-10	165	Chesapeake, Va./Indian River
83	Kai Blanco	TE	Jr.-r	6-3	260	Alexandria, Va./Mount Vernon
84	Dorian Jackson	WR	Jr.-r	5-10	200	Colonial Heights, Va./Matoaca
85	Chris Lovitt	WR	Jr.-r	5-9	195	Stafford, Va./Colonial Forge
86	Daniel Wray	TE	Fr.	6-3	225	Newport News, Va./Warwick
88	Mitch Castleberry	TE	Fr.	6-5	215	Herndon, Va./Westfield
89	Tyler Damato	TE	Jr.-r	6-1	235	Va. Beach, Va./Landstown
90	Chris Burnette	DT	Jr.-r	6-4	280	Baltimore, Md./Gilman School
91	Andrew Turner	DE	Jr.-r	6-3	255	Va. Beach, Va./Kellam
92	Kevin Buchanan	DE	Fr.	6-3	235	Va. Beach, Va./Maury
93	Chad King	DE	Sr.-r	6-3	255	Springfield, Va./Mt. Vernon/Ohio Dominican
94	Jagger Blehm	DT	Fr.-r	6-3	250	Va. Beach, Va./Green Run
95	Nate Barnes	DT	So.-r	6-5	275	Newport News, Va./Heritage
96	Ronnie Cameron	DT	Sr.-r.	6-2	295	Westbury, N.Y./Holy Trinity/Hofstra
97	Edmon McClam	DT	Sr.	6-6	280	Coward, S.C./Lake City/Louisburg College
98	Alex Johnson	DE	So.-r	6-3	225	New Canton, Va./Buckingham Co./Fork Union
99	Dontez Tyler	DE	Fr.	6-4	230	Ahoskie, N.C./Hertford County

## Alphabetical

33	Tyree Lee	RB
47	Mike Lennox	LB
26	Eriq Lewis	CB
50	Rick Lovato	LS
85	Chris Lovitt	WR
73	Jack Lowney	OL
45	Rob Mahan	LB
13	Rashad Manley	QB
60	Josh Mann	OL
63	Kevin Marley	LS
7	Nick Mayers	WR
97	Edmon McClam	DT
66	Ellett McGeorge	OL
40	B.J. McLaughlin	DE
47	Jonathan McLean	DE
71	Connor Mewbourne	OL
20	Paul Morant	S
75	Bryan Morrison	OL
49	Dillian Morrow	TE
61	Wes Moulton	OL
11	Nate Ong	QB
65	Perry Owens	OL
23	Reggie Owens	CB
9	Larry Pinkard	WR
31	Jonathan Plisco	P
27	Carvin Powell	S
2	Tommy Reamon	TE
80	Blair Roberts	WR
55	Erik Saylor	DT
10	Devon Simmon	S
24	Lorenzo Smith	RB
48	Preston Smith	DE
82	Kirk Spellman	WR
42	Keenan Terry II	CB
3	Marquel Thomas	WR
35	Aquante Thornton	CB
91	Andrew Turner	DE
99	Dontez Tyler	DE
5	Antonio Vaughan	WR
21	J.C. Wiggins	CB
12	Craig Wilkins	LB
28	Markell Wilkins	CB
34	J.J. Williams	LB
69	Josh Williams	P
86	Daniel Wray	TE
29	Patrick Young	LB

## 2011 Old Dominion Opponents

Campbell (0-0, 0-0 Pioneer)	Georgia State (0-0 Independent)	Hampton (0-0, 0-0 MEAC)
Sept. 3 at Old Dominion . . . . .6:00 p.m. Sept. 10 Apprentice . . . . .1:00 p.m. Sept. 24 Jacksonville * . . . . .1:00 p.m. Oct. 1 at Drake * . . . . .2:00 p.m. Oct. 8 Butler * . . . . .Noon Oct. 15 at Marist * . . . . .Noon Oct. 22 San Diego . . . . .1:00 p.m. Oct. 29 at Davidson * . . . . .1:00 p.m. Nov. 5 Morehead State * . . . . .1:00 p.m. Nov. 12 at Valparaiso . . . . .2:00 p.m. Nov. 19 at Georgia State . . . . .1:00 p.m.	Sept. 2 Clark Atlanta . . . . .7:30 p.m. Sept. 10 Old Dominion . . . . .Noon Sept. 17 at Jacksonville State . . . . .3:30 p.m. Sept. 24 at Houston . . . . .8:00 p.m. Oct. 8 Murray State . . . . .1:00 p.m. Oct. 15 at South Carolina St. . . . .1:30 p.m. Oct. 22 South Alabama . . . . .3:00 p.m. Oct. 29 at UT-San Antonio . . . . .2:00 p.m. Oct. 5 St. Francis . . . . .1:00 p.m. Nov. 12 at West Alabama . . . . .7:00 p.m. Nov. 19 Campbell . . . . .1:00 p.m.	Sept. 3 vs. Alabama A&M . . . . .5:00 p.m. Sept. 8 Florida A&M . . . . .7:30 p.m. Sept. 17 at Old Dominion . . . . .6:00 p.m. Sept. 22 at Bethune-Cookman * . . . . .7:30 p.m. Oct. 8 Princeton . . . . .1:00 p.m. Oct. 15 at Norfolk State * . . . . .4:00 p.m. Oct. 22 N.C. Central * . . . . .2:00 p.m. Oct. 29 at Savannah State * . . . . .2:00 p.m. Nov. 5 Howard * . . . . .1:00 p.m. Nov. 12 Delaware State * . . . . .1:00 p.m. Nov. 19 Morgan State * . . . . .1:00 p.m.
Delaware (0-0, 0-0 CAA)	UMass (0-0, CAA/FBS Transition)	Rhode Island (0-0, 0-0 CAA)
Sept. 3 at Navy . . . . .3:30 p.m. Sept. 10 West Chester . . . . .6:00 p.m. Sept. 17 Delaware State . . . . .6:00 p.m. Sept. 24 Old Dominion * . . . . .Noon Oct. 1 at Maine * . . . . .3:00 p.m. Oct. 8 William & Mary . . . . .6:00 p.m. Oct. 15 UMass * . . . . .3:30 p.m. Oct. 22 at Rhode Island * . . . . .12:30 p.m. Oct. 29 at Towson * . . . . .7:00 p.m. Nov. 12 Richmond * . . . . .3:30 p.m. Nov. 19 at Villanova * . . . . .3:30 p.m.	Sept. 1 at Holy Cross . . . . .8:00 p.m. Sept. 17 Rhode Island * . . . . .6:30 p.m. Sept. 24 at Boston College . . . . .TBA Oct. 1 at Old Dominion * . . . . .6:00 p.m. Oct. 8 Central Connecticut . . . . .6:00 p.m. Oct. 15 at Delaware * . . . . .3:30 p.m. Oct. 22 New Hampshire * . . . . .3:30 p.m. Oct. 29 at Richmond * . . . . .1:00 p.m. Nov. 5 Villanova * . . . . .3:30 p.m. Nov. 12 at Maine * . . . . .12:30 p.m. Nov. 19 James Madison * . . . . .1:00 p.m.	Sept. 10 at Syracuse . . . . .4:30 p.m. Sept. 17 at UMass * . . . . .6:30 p.m. Sept. 24 Fordham . . . . .1:00 p.m. Oct. 1 at Brown . . . . .6:00 p.m. Oct. 8 Old Dominion * . . . . .1:00 p.m. Oct. 15 at Maine * . . . . .1:00 p.m. Oct. 22 Delaware * . . . . .12:20 p.m. Oct. 29 at New Hampshire * . . . . .Noon Nov. 5 William & Mary * . . . . .1:00 p.m. Nov. 12 at James Madison * . . . . .3:00 p.m. Nov. 19 Towson * . . . . .12:30 p.m.
Towson (0-0, 0-0 CAA)	Villanova (0-0, 0-0 CAA)	James Madison (0-0, 0-0 CAA)
Sept. 3 Morgan State . . . . .7:00 p.m. Sept. 10 Villanova * . . . . .7:00 p.m. Sept. 24 Colgate . . . . .7:00 p.m. Oct. 1 at Maryland . . . . .TBA Oct. 8 Richmond * . . . . .7:30 p.m. Oct. 15 at Old Dominion * . . . . .3:30 p.m. Oct. 22 at William & Mary * . . . . .3:30 p.m. Oct. 29 Delaware * . . . . .6:00 p.m. Nov. 5 at Maine * . . . . .1:00 p.m. Nov. 12 New Hampshire * . . . . .TBA Nov. 19 at Rhode Island * . . . . .12:30 p.m.	Sept. 1 at Temple . . . . .1:00 p.m. Sept. 10 at Towson * . . . . .7:00 p.m. Sept. 17 Monmouth . . . . .3:30 p.m. Sept. 24 Penn . . . . .7:00 p.m. Oct. 1 William & Mary * . . . . .Noon Oct. 8 at New Hampshire * . . . . .Noon Oct. 15 at James Madison * . . . . .1:30 p.m. Oct. 22 Old Dominion * . . . . .3:30 p.m. Oct. 29 Maine . . . . .3:30 p.m. Nov. 5 at UMass * . . . . .3:30 p.m. Nov. 19 Delaware * . . . . .3:30 p.m.	Sept. 3 at North Carolina . . . . .3:30 p.m. Sept. 10 Central Connecticut . . . . .6:00 p.m. Sept. 17 at Liberty . . . . .7:00 p.m. Sept. 24 at William & Mary * . . . . .7:00 p.m. Oct. 1 Richmond * . . . . .3:30 p.m. Oct. 8 Maine * . . . . .3:30 p.m. Oct. 15 Villanova * . . . . .1:30 p.m. Oct. 29 at Old Dominion * . . . . .Noon Nov. 5 at New Hampshire * . . . . .Noon Nov. 12 Rhode Island * . . . . .3:00 p.m. Nov. 19 at UMass * . . . . .1:00 p.m.
Richmond (0-0, 0-0 CAA)	William & Mary (0-0, 0-0 CAA)	
Sept. 3 at Duke . . . . .7:00 p.m. Sept. 10 Wagner . . . . .6:00 p.m. Sept. 17 VMI . . . . .6:00 p.m. Sept. 24 New Hampshire . . . . .3:30 p.m. Oct. 1 at James Madison * . . . . .3:30 p.m. Oct. 8 at Towson * . . . . .7:30 p.m. Oct. 22 Maine * . . . . .3:30 p.m. Oct. 29 UMass * . . . . .1:00 p.m. Nov. 5 at Old Dominion * . . . . .1:00 p.m. Nov. 12 at Delaware . . . . .3:30 p.m. Nov. 19 William & Mary . . . . .Noon	Sept. 3 at Virginia . . . . .6:00 p.m. Sept. 10 at VMI . . . . .1:30 p.m. Sept. 17 New Haven . . . . .7:00 p.m. Sept. 24 James Madison * . . . . .7:00 p.m. Oct. 1 at Villanova * . . . . .Noon Oct. 8 at Delaware * . . . . .6:00 p.m. Oct. 15 New Hampshire * . . . . .Noon Oct. 22 Towson * . . . . .3:30 p.m. Nov. 5 Rhode Island * . . . . .1:00 p.m. Nov. 12 Old Dominion . . . . .Noon Nov. 19 Richmond * . . . . .Noon	

## HEAD COACH

**BOBBY WILDER**

When he was hired on February 13, 2007, Bobby Wilder's goal was to "AIM HIGH" in everything he did in resurrecting the Old Dominion football team from a 69-year absence. After two years of orchestrating every piece of the puzzle, Wilder's vision has become reality as he has built a program that has not only been the buzz of the Hampton Roads community, but has become the most successful start-up FCS program in history.

Wilder and his staff's inaugural season of play at the Football Championship Subdivision level went well beyond expectations. From the celebrated kickoff versus Chowan, to the heart pounding first FCS victory against Jacksonville, to ensuring a winning season at Savannah State, to extending the win-streak to six in the season finale at VMI, history was made every step of the way. The Monarchs concluded the 2009 season at 9-2 overall writing their way into history.

The Monarchs finished the year ranked in the top ten in five statistical categories as a team including second in sacks allowed, third in scoring offense, turnover margin, and net punting, and ninth in rushing offense. Individually, ODU had its first football All-Americans named in punter Jonathan Plisco and long snapper Dustin Phillips with Plisco leading the nation in punt yardage averaging 44.84 yards per contest. Quarterback Thomas DeMarco was also ranked in the top ten in scoring and was the second leading FCS signal caller in rushing. Wilder meanwhile received the Tom Fergusson Memorial Award at the 65th Norfolk Sports Club Jamboree named as the Metropolitan Person of the Year in Sports.

Year two proved to be just as successful. The Old Dominion football team finished its second season of football at 8-3 in 2010 and over the last two seasons has combined for a 17-5 mark as the winningest FCS start-up program in the books. The Monarchs, who upgraded their schedule in year two in preparation for joining the Colonial Athletic Association (CAA), added a pair of ranked opponents in #12/13 William & Mary and #14/16 Cal Poly and continued to play in front of capacity crowds of 19,782 in all seven of its home games. Statistically speaking, the Monarchs finished their second season of gridiron action fourth in kickoff returns, ranked eighth in scoring offense, eighth in sacks allowed, and 15th in passing offense. Under Wilder's tutelage, punter Jonathan Plisco ranked second nationally in punting, quarterback Thomas DeMarco continued to rank among the top 10 in total offense, newcomer Colby Goodwyn ran this way to third nationally in punt returns, and Ronnie Cameron pushed his way into eighth overall among FCS defenders in tackles for loss.

In addition to his recruiting efforts, Wilder has also been an essential part in the planning and development of what are among the top football facilities in the country. The state-of-the-art \$17 million Powhatan Sports Complex that houses the ODU football offices,

athletic and strength training areas, locker rooms and two practice fields with artificial surface and the \$24.8 million Foreman Field Football Complex, which includes the Ainslie Game Day Building, Astoturf GameDay Grass 3D field surface, scoreboard, sound system, field enclosure and a contiguous parking garage, are among the best the FCS has to offer.

Wilder, his coaching staff, and the football Monarchs now gear up for the biggest challenge yet in 2011. The squad joins the CAA in 2011, the toughest FCS conference in the nation that featured four teams in this past season's playoffs including runner-up Delaware, as well as 2009 FCS champion Villanova, along with William & Mary and New Hampshire.

Since arriving in Norfolk, Wilder has hit the ground running and has not stopped in his quest to make Old Dominion one of the top programs in the country. Both on and off the field, the Monarch head coach is always making sure that the Old Dominion football program is visible throughout the campus, the community and the state. He has honored over 300 speaking engagements to a variety of organizations, but his most important talks have come with high schools coaches throughout the state. Wilder and his staff have made it a point to build a fence around the Hampton Roads community and the state of Virginia, with plans of building a first rate program with players a stones throw from the ODU campus.

Wilder has also been instrumental in getting his team active in the Hampton Roads Community. In what has become an annual event, the ODU Football Monarchs host a bone marrow registry drive and to date has helped register over 450 members of the ODU student body, faculty/staff, and the Hampton Roads community to the registry in an attempt to help save lives from life-threatening diseases nationwide. The Monarchs have also been active volunteering with Special Olympics, hosting youth clinics, and participating at reading and career days at many of the area's elementary and middle schools.







Prior to his arrival at ODU, Wilder served on the Maine staff for the past 17 years and was promoted to assistant head coach and offensive coordinator in 2000 before moving to associate head coach in 2001.

As coordinator, Wilder has orchestrated a balanced attack. The Black Bears averaged 29.1 points per game in 2004, and scored 29 or more in seven of 11 games. Wilder helped tutor running back Marcus Williams, who rushed for 1,077 yards during his senior season, which moved him into first place in school history for career rushing yards. Maine also threw the ball a lot during the campaign as eight different receivers each had double-digit receptions. Ron Whitcomb was at the head of the passing attack as his completions (213) and attempts (350) were the fourth most in a single season since 1950. His 22 touchdown tosses were tied for third most since 1950. Overall, the offense averaged an impressive 5.2 yards per play.

Wilder was named the Assistant Coach of the Year by the Gridiron Club of Greater Boston in 2004, which is presented annually to the top assistant coach in New England.

In 2003, the Black Bears had over 2,000 yards rushing and passing with 4,142 total yards. The ground game was anchored by Williams and the passing game was in the hands of then-freshman Ron Whitcomb, who was named the Atlantic 10 Rookie of the Year as he posted 2,428 yards - the fifth most in a season at Maine.

The 2002 Black Bears finished the season with 4,702 yards in total offense, the most since a school-record 4,861 yards in 1989. In 2001, for the first time in school history, the offense boasted a 2,000-yard passer in Jake Eaton, a 1,000-yard rusher in Royston English, and a 1,000-yard receiver in Stefan Gomes.

Prior to moving to the coordinator post, Wilder served as quarterbacks coach during one of the most explosive eras in Maine history for Black Bear quarterbacks.

Wilder guided four-year starter Mickey Fein to 17 University marks, including the two highest season totals for touchdown passes. Fein ended his career as Maine's second all-time leading passer.

In 2000, Wilder's first full season as offensive coordinator, the Black Bears ranked third in the Atlantic 10 with 29.0 points per game. The rushing game increased its output by 41 yards per game from the previous season and Eaton garnered All-New England honors. Two wide receivers from that team, Dwayne Wilmot and Phil McGeoghan, signed pro contracts and were in NFL camps in 2001. In 2002, Maine tight end Chad Hayes signed with the Kansas City Chiefs and then played briefly with the Cincinnati Bengals.

A 1987 graduate of Maine with a degree in physical education, Wilder captained the Black Bears to the Yankee Conference Championship his senior year. An All-New England quarterback in 1985, he left Maine as the school's all-time leading passer with 4,493 yards, and

is currently sixth behind Mike Buck, Emilio Colon, Fein, Eaton and Whitcomb on the career passing list. Wilder coached four of those former players and played with the fifth.

A 1982 graduate of Madison High School in Madison, Maine, Wilder was a highly recruited quarterback his senior year. He opted to attend Maine and in his sophomore year and led the Black Bears to their first of five consecutive winning seasons.

Upon graduation, Wilder served as a graduate assistant coach for two seasons under Jack Bicknell at Boston College, where he earned his master's degree in educational administration in 1990.

Wilder and his wife, Pam, live in Norfolk with their sons, Derek (15) and Drew (10).

**Playing Career**

1982-87 University of Maine

**Coaching Career**

1988-89 ..... Graduate Assistant, Boston College  
 1990-99 ..... Quarterbacks, University of Maine  
 2000..... Assistant Head Coach/  
 .....Offensive Coordinator, University of Maine  
 2001-06 ..... Associate Head Coach/  
 .....Offensive Coordinator, University of Maine  
 2007- present.....Head Coach, Old Dominion University

**Coaching Record**

Collegiate Overall Record ( Years) ..... 17-5 (2 years)  
 Record at CAA Football Schools ( Years) ..... First Year  
 Record in CAA Football Games (Years) ..... First Year

**Year-By-Year**

Year:	School:	Record:	Conf.
2009	Old Dominion	9-2	0-0
2010	Old Dominion	8-3	0-0
Totals		17-2 (.773)	

## ASSISTANT COACH



# MARC BACOTE

DEFENSIVE BACKS

### THE BACOTE FILE:

Hometown: Hampton, Va.  
High School: Hampton High School  
College: James Madison '08

### COACHING HISTORY:

2011-present - Old Dominion - Defensive Backs  
2010-2011 - Rutgers - Player Development  
2008-2010 - Morehead State - Wide Receivers  
2008 - James Madison - Volunteer Assistant - Wide Receivers

### PLAYING EXPERIENCE:

2007 - Bossier-City Shreveport Battlewings (Arena2)  
2005-2006 - Manchester Wolves (Arena2) -  
2004 - Wichita Stealth (Arena2)  
2003 - Richmond Speed (Arena2)

## ASSISTANT HEAD COACH



# DEALTON COTTON

DEFENSIVE LINE

### THE COTTON FILE:

Hometown: Norfolk, Va.  
High School: Granby High School  
College: East Carolina '95  
Family: Wife - Tephania

### COACHING HISTORY:

2008 - present - Old Dominion - Defensive Line  
2003 - 2007 - Maury High School - Head Coach  
2001 - 2003 - Hertford County High - Head Coach

## ASSISTANT COACH



# BILL DEE

OFFENSIVE LINE

### THE DEE FILE:

Birthdate: April 6, 1953  
College: Mansfield State '75  
Family: Wife - Margaret; Son- William (22); Daughter - Katie (5)

### COACHING HISTORY:

2011 - present - Old Dominion - Offensive Line  
2009- 2011 - Christopher Newport University - Inside Linebackers  
1985-2008 - Phoebus H.S. - Head Coach  
1981-1984 - Southampton H.S. - Head Coach  
1979-1980 - Denbigh H.S. - Defensive Coordinator  
1975-1979 - Greene H.S. (N.Y.) - Defensive Coordinator

## ASSISTANT COACH



# JAROD DODSON

ASST. DEFENSIVE COORDINATOR


### THE DODSON FILE:

Hometown: Palmdale, Calif.  
High School: Highland  
College: South Dakota '99  
Family: Wife - Shannon, Daughters - Mariah (16), LaRae (5), JaelLynn (4), Kendyl (2)

### COACHING HISTORY:

2010 - present - Old Dominion - Secondary  
2009 - Buffalo - Cornerbacks  
2008 - South Dakota - Defensive Coordinator  
2007 - South Dakota - Wide Receivers/Defensive Backs  
2006 - South Dakota - Defensive Backs/Special Teams  
2005 - South Dakota - Wide Receivers  
2000 - 2004 - Michigan Tech - Linebackers/Defensive Backs/Special Teams

**ASSISTANT COACH**



**COREY  
HETHERMAN**

**ROVERS**

**THE HETHERMAN FILE:**

Hometown: Oxford, Mass.  
High School: Oxford  
College: Fitchburg State '06

**COACHING HISTORY:**

2010 - present - Old Dominion - Linebackers  
2010 - Western New England College - Offensive/ Recruiting Coordinator  
2009 - 2010 - Northeastern - Outside Linebackers  
2007 - 2009 - Springfield College - Graduate Assistant  
2007 - Wuerzburg Panthers - Offensive Coordinator  
2006 - 2007 - King's College - Intern  
2006 - Carinthian Black Lions - Offensive Coordinator  
2006 - Fitchburg State College - Quarterbacks

**PLAYING EXPERIENCE:**

2007 - Wuerzburg Panthers (German Football League)  
2006 - Carinthian Black Lions (Austrian Football League)

**ASSISTANT COACH**



**KEITA  
MALLOY**

**PASS GAME COORDINATOR**

**WIDE RECEIVERS**

**TIGHT ENDS**

**THE MALLOY FILE:**

Hometown: Washington, D.C.  
High School: Bishop McNamara '89  
College: Delaware '95  
Family: Daughters - La-Nyah (13) and Elexa (11)

**COACHING HISTORY:**

2008 - present - Old Dominion - Wide Receivers / Tight Ends  
2006 - 2007 - Trinity College - Wide Receivers  
2004 - 2005 - Fordham - Running Backs  
2004 - Fordham - Tight Ends  
2002 - 2003 - West Georgia State - Wide Receivers / Special Teams  
2001 - 2002 - Washburn - Running Backs / Wide Receivers / Special Teams  
2000 - 2001 - Lafayette - Wide Receivers

**ASSISTANT COACH**



**ANDY  
RONDEAU**

**DEFENSIVE COORDINATOR**

**LINEBACKERS**

**THE RONDEAU FILE:**

Hometown: Holliston, Mass.  
High School: Holliston High School  
College: Syracuse '91  
Family: Wife - Tiffany; Son - Ryan (7); Daughters - Alison (6), Kiley (5)

**COACHING HISTORY:**

2007 - present - Old Dominion - Defensive Coordinator / Linebackers  
2006 - Maine - Defensive Backs / Special Teams Coordinator  
2004 - 2005 - Buffalo - Asst. Defensive Coordinator / Safeties  
2003 - Tennessee Martin - Defensive Coordinator / Linebackers  
1997 - 2002 - North Dakota State - Defensive Backs  
1994 - 1996 - Pittsburgh - Graduate Assistant / Defensive Backs  
1991 - 1993 - Northeastern University - Assistant Defensive Backs  
1990 - Syracuse - Student Manager

**ASSISTANT COACH**



**BRIAN  
SCOTT**

**OFFENSIVE COORDINATOR**

**OFFENSIVE LINE**

**THE SCOTT FILE:**


Hometown: Waterville, Maine  
High School: Waterville  
College: Maine '00

**COACHING HISTORY:**

2007 - present - Old Dominion - Offensive Coordinator / Offensive Line  
2004 - 2006 - Maine - Recruiting Coordinator / Offensive Line / Running Backs / Tight End  
2003 - Tennessee - Martin - Wide Receivers / Tight Ends / Special Teams  
2002 - UMass - Lowell - Quarterbacks  
2000 - 2001 - Cony H.S. - Offensive Coordinator / Quarterbacks



**ASSISTANT COACH**



**RON  
WHITCOMB**

**RECRUITING COORDINATOR**

**THE WHITCOMB FILE:**

Hometown: Rochester, N.Y.  
High School: East Rochester High School  
College: Maine '06, Old Dominion '09

**COACHING HISTORY:**

2007 - present - Old Dominion - Quarterbacks

**ASSISTANT COACH**



**MICHAEL  
ZYSKOWSKI**

**RUNNING BACKS  
SPECIAL TEAMS**

**THE ZYSKOWSKI FILE:**

Birthdate: August 12, 1980  
Hometown: Grand Rapids, Mich.  
High School: Union High School  
College: Maine '06  
Family: Daughter - Marley (5), Son - Brandon (newborn)


**COACHING HISTORY:**

2008 - Present - Old Dominion University - Running Backs & Special Teams Coordinator  
2007 - Maine - Running Backs and Co-Special Team's Coordinator  
2005 - 2006 - Maine - Assistant Coach - Running Backs  
2004 - Maine - Student Assistant - Running Backs




**RYAN  
MARTIN**

**ASSOCIATE HEAD STRENGTH  
& CONDITIONING COACH**



**JOE  
MAKOVEC**

**ASSISTANT STRENGTH AND  
CONDITIONING COACH**




**TOMMY  
RAPIER**

**EQUIPMENT  
MANAGER**



**DANIEL  
CORNIER**

**ASSISTANT  
EQUIPMENT MANAGER**



**CHRIS  
CROUCH**

**DIRECTOR OF  
FOOTBALL OPERATIONS**



**KYLE  
NORO**

**ADMINISTRATIVE ASSISTANT  
FOR FOOTBALL**

## Old Dominion Combined Team Statistics (as of Jan 10, 2011)

### All games

Date	Opponent	Score	Att.	Record:	Overall	Home	Away	Neutral
Sep 04, 2010	JACKSONVILLE	L 25-35	19782	All games	8-3	4-3	4-0	0-0
Sep 11, 2010	at CAMPBELL	W 44-13	5462	Conference	0-0	0-0	0-0	0-0
Sep 18, 2010	#12 WILLIAM & MARY	L 17-21	19782	Non-Conference	8-3	4-3	4-0	0-0
Sep 25, 2010	at Monmouth	W 35-21	1580					
Oct 02, 2010	GARDNER-WEBB	W 14-7	19782	<b>Team Statistics</b>				
Oct 09, 2010	CAL POLY	L 37-50	19782	<b>FIRST DOWNS</b>				
Oct 23, 2010	GEORGIA STATE	W 34-20	19782	Rushing				
Oct 30, 2010	at Hampton	W 28-14	8605	Passing				
Nov 06, 2010	SAVANNAH STATE	W 57-9	19782	Penalty				
Nov 13, 2010	VMI	W 45-28	19782	<b>RUSHING YARDAGE</b>				
Nov 20, 2010	at N.C. Central	W 33-21	4107	Rushing Attempts				
				Average Per Rush				
				Average Per Game				
				TDs Rushing				
				<b>PASSING YARDAGE</b>				
				Comp-Att-Int				
				Average Per Pass				
				Average Per Catch				
				Average Per Game				
				TDs Passing				
				<b>TOTAL OFFENSE</b>				
				Average Per Play				
				Average Per Game				
				KICK RETURNS: #-Yards				
				PUNT RETURNS: #-Yards				
				INT RETURNS: #-Yards				
				FUMBLES-LOST				
				PENALTIES-Yards				
				PUNTS-AVG				
				TIME OF POSSESSION/Game				
				3RD-DOWN Conversions				
				4TH-DOWN Conversions				
				<b>Interceptions</b>				
				no. yds avg td lg				
				Donald Smith				
				Carvin Powell				
				Michael Williams				
				T.J. Cowart				
				Devon Simmons				
				Deron Jasper				
				Craig Wilkins				
				<b>Punting</b>				
				no. yds avg lg tb fc i20 50+ blk				
				Jonathan Plisco				
				Thomas DeMarco				
				TEAM				
				<b>Punt Returns</b>				
				no. yds avg td lg				
				Monty Smalley				
				Reid Evans				
				Desmond Williams				
				Deron Mayo				
				Colby Goodwyn				
				Total				
				Opponents				
				<b>Kick Returns</b>				
				no. yds avg td lg				
				Colby Goodwyn				
				Aaron Evans				
				Kai Blanco				
				Monty Smalley				
				Jamar Parham				
				Lee Daniel				
				Matt Carrillo				
				Nick Mayers				
				Tyler Damato				
				Michael Colbert				
				Total				
				Opponents				
				<b>All Purpose</b>				
				g rush rcv pr kr ir total avg/g				
				Colby Goodwyn				
				Prentice Gill				
				Mario Crawford				
				Reid Evans				
				Monty Smalley				
				Total				
				Opponents				
				<b>Scoring</b>				
				td fg kick rush rcv pass dxp saf pts				
				Jarod Brown				
				Thomas DeMarco				
				Mario Crawford				
				Reid Evans				
				Prentice Gill				
				Marquel Thomas				
				Colby Goodwyn				
				Chris Lovitt				
				Desmond Williams				
				Kai Blanco				
				Dorian Jackson				
				Drew Hareza				
				Craig Wilkins				
				Aaron Evans				
				Jamar Parham				
				Donald Smith				
				Total				
				Opponents				
				<b>Score by Quarters</b>				
				1st 2nd 3rd 4th OT Total				
				Total Offense				
				q plays rush pass total avg/g				

## Old Dominion Overall Individual Statistics (as of Jan 10, 2011)

### All games

Rushing	gp	att	gain	loss	net	avg	td	lg	avg/g
Mario Crawford	11	132	540	35	505	3.8	6	25	45.9
Thomas DeMarco	11	128	501	78	423	3.3	8	19	38.5
Desmond Williams	11	43	273	18	255	5.9	3	33	23.2
Colby Goodwyn	9	41	198	12	186	4.5	3	41	20.7
Jamar Parham	9	23	144	4	140	6.1	1	47	15.6
Prentice Gill	11	7	44	5	39	5.6	0	17	3.5
Nick Mayers	10	4	24	0	24	6.0	0	9	2.4
Alex McLaughlin	3	5	21	0	21	4.2	0	8	7.0
Rashad Manley	2	6	17	4	13	2.2	0	6	6.5
Monty Smalley	11	1	0	4	-4	-4.0	0	0	-0.4
James Edwards	10	1	0	6	-6	-6.0	0	0	-0.6
TEAM	6	8	0	56	-56	-7.0	0	0	-9.3
Total	11	399	1762	222	1540	3.9	21	47	140.0
Opponents	11	416	1813	361	1452	3.5	16	63	132.0

Passing	gp	effic	comp-att-int	pct	yds	td	lg	avg/g
Thomas DeMarco	11	128.78	233-401-12	58.1	2756	23	62	250.5
Rashad Manley	2	97.07	9-15-1	60.0	90	0	23	45.0
Total	11	127.64	242-416-13	58.2	2846	23	62	258.7
Opponents	11	126.59	203-346-7	58.7	2375	15	75	215.9

Receiving	gp	no.	yds	avg	td	lg	avg/g
Reid Evans	11	55	616	11.2	6	33	56.0
Prentice Gill	11	41	686	16.7	5	62	62.4
Nick Mayers	10	25	289	11.6	0	34	28.9
Marquel Thomas	11	24	324	13.5	5	55	29.5
Mario Crawford	11	24	216	9.0	0	47	19.6
Monty Smalley	11	17	174	10.2	0	33	15.8
Desmond Williams	11	16	106	6.6	0	20	9.6
Chris Lovitt	11	14	200	14.3	4	50	18.2
Dorian Jackson	10	9	98	10.9	1	44	9.8
Kai Blanco	11	6	45	7.5	2	11	4.1
Jamar Parham	9	3	21	7.0	0	12	2.3
Colby Goodwyn	9	3	15	5.0	0	11	1.7
Tommy Reamon	2	2	31	15.5	0	23	15.5
Jamal Johnson	2	1	22	22.0	0	22	11.0
James Edwards	10	1	2	2.0	0	2	0.2
Alex McLaughlin	3	1	1	1.0	0	1	0.3
Total	11	242	2846	11.8	23	62	258.7
Opponents	11	203	2375	11.7	15	75	215.9

Punt Returns	no.	yds	avg	td	lg
Monty Smalley	24	304	12.7	0	40
Reid Evans	2	27	13.5	0	18
Desmond Williams	1	15	15.0	0	0
Deron Mayo	1	2	2.0	0	0
Colby Goodwyn	0	0	0.0	1	0
Total	28	348	12.4	1	40
Opponents	15	162	10.8	0	33

Interceptions	no.	yds	avg	td	lg
Michael Williams	1	17	17.0	0	17
Carvin Powell	1	18	18.0	0	18
Deron Jasper	1	0	0.0	0	0
Craig Wilkins	1	25	25.0	1	25
Donald Smith	1	5	5.0	0	5
T.J. Cowart	1	11	11.0	0	11
Devon Simmons	1	37	37.0	0	37
Total	7	113	16.1	1	37
Opponents	13	89	6.8	0	41

Kick Returns	no.	yds	avg	td	lg
Colby Goodwyn	23	686	29.8	0	89
Aaron Evans	7	190	27.1	1	92
Kai Blanco	4	24	6.0	0	11
Monty Smalley	3	64	21.3	0	24
Jamar Parham	2	38	19.0	0	27
Matt Carrillo	1	3	3.0	0	3
Lee Daniel	1	29	29.0	0	29
Michael Colbert	1	16	16.0	0	16
Nick Mayers	1	32	32.0	0	25
Tyler Damato	1	12	12.0	0	12
Total	44	1094	24.9	1	92
Opponents	53	1212	22.9	0	51

Fumble Returns	no.	yds	avg	td	lg
Craig Wilkins	2	16	8.0	0	15
Deron Mayo	1	4	4.0	0	4
Mateus Porter	1	11	11.0	0	11
Total	4	31	7.8	0	15
Opponents	1	-5	-5.0	0	0



## Old Dominion Overall Individual Statistics (as of Jan 10, 2011) All games

Scoring	td	fg	PAT				dpx	saf	pts
			kick	rush	rcv	pass			
Jarod Brown	-	12-16	39-41	-	-	-	-	75	
Thomas DeMarco	8	-	-	1-1	-	2-2	-	50	
Mario Crawford	6	-	-	-	-	-	-	36	
Reid Evans	6	-	-	-	-	-	-	36	
Prentice Gill	5	-	-	-	1	-	-	32	
Marquel Thomas	5	-	-	-	-	-	-	30	
Chris Lovitt	4	-	-	-	-	-	-	24	
Colby Goodwyn	4	-	-	-	-	-	-	24	
Desmond Williams	3	-	-	-	-	-	-	18	
Kai Blanco	2	-	-	-	-	-	-	12	
Dorian Jackson	1	-	-	-	1	-	-	8	
Drew Hareza	-	1-3	3-3	-	-	-	-	6	
Jamar Parham	1	-	-	-	-	-	-	6	
Aaron Evans	1	-	-	-	-	-	-	6	
Craig Wilkins	1	-	-	-	-	-	-	6	
Donald Smith	-	-	-	-	-	-	-	0	
<b>Total</b>	<b>47</b>	<b>13-19</b>	<b>42-44</b>	<b>1-1</b>	<b>2</b>	<b>2-2</b>	<b>-</b>	<b>369</b>	
<b>Opponents</b>	<b>31</b>	<b>8-15</b>	<b>29-31</b>	<b>-</b>	<b>-</b>	<b>-</b>	<b>-</b>	<b>239</b>	

Total Offense	g	plays	rush	pass	total	avg/g
Thomas DeMarco	11	529	423	2756	3179	289.0
Mario Crawford	11	132	505	0	505	45.9
Desmond Williams	11	43	255	0	255	23.2
Colby Goodwyn	9	41	186	0	186	20.7
Jamar Parham	9	23	140	0	140	15.6
Rashad Manley	2	21	13	90	103	51.5
Prentice Gill	11	7	39	0	39	3.5
Nick Mayers	10	4	24	0	24	2.4
Alex McLaughlin	3	5	21	0	21	7.0
Monty Smalley	11	1	-4	0	-4	-0.4
James Edwards	10	1	-6	0	-6	-0.6
<b>TEAM</b>	<b>6</b>	<b>8</b>	<b>-56</b>	<b>0</b>	<b>-56</b>	<b>-9.3</b>
<b>Total</b>	<b>11</b>	<b>815</b>	<b>1540</b>	<b>2846</b>	<b>4386</b>	<b>398.7</b>
<b>Opponents</b>	<b>11</b>	<b>762</b>	<b>1452</b>	<b>2375</b>	<b>3827</b>	<b>347.9</b>

Field Goals	fg	pct.	01-19	20-29	30-39	40-49	50-99	lg	blk
Drew Hareza	1-3	33.3	0-0	1-2	0-1	0-0	0-0	24	0
Jarod Brown	12-16	75.0	1-1	6-6	3-4	2-4	0-1	48	1

FG Sequence	Old Dominion	Opponents
Jacksonville	(24),32	-
CAMPBELL	(19)	(46),(38)
William & Mary	(20)	31,34,46
Monmouth	(23),(20)	-
Gardner-Webb	-	27
Cal Poly	48,(34)	(28),(31),(26)
Georgia State	(44),(29),31	(21),(34)
Hampton	-	-
Savannah State	25	(44)
VMI	(24),50	33,34
N.C. Central	(33),(26),(48),43,(31)	55

Numbers in (parentheses) indicate field goal was made.

Punting	no.	yds	avg	lg	tb	fc	i20	50+	blk
Jonathan Plisco	43	1905	44.3	75	8	3	13	17	0
Thomas DeMarco	6	189	31.5	41	0	0	5	0	0
<b>TEAM</b>	<b>2</b>	<b>41</b>	<b>20.5</b>	<b>26</b>	<b>0</b>	<b>0</b>	<b>0</b>	<b>0</b>	<b>0</b>
<b>Total</b>	<b>51</b>	<b>2135</b>	<b>41.9</b>	<b>75</b>	<b>8</b>	<b>3</b>	<b>18</b>	<b>17</b>	<b>0</b>
<b>Opponents</b>	<b>63</b>	<b>2373</b>	<b>37.7</b>	<b>61</b>	<b>5</b>	<b>6</b>	<b>12</b>	<b>11</b>	<b>2</b>

Kickoffs	no.	yds	avg	tb	ob	retn	net	ydln
Jarod Brown	64	3987	62.3	7	4			
Drew Hareza	2	105	52.5	0	0			
<b>Total</b>	<b>66</b>	<b>4092</b>	<b>62.0</b>	<b>7</b>	<b>4</b>	<b>22.9</b>	<b>41.5</b>	<b>28</b>
<b>Opponents</b>	<b>48</b>	<b>2708</b>	<b>56.4</b>	<b>1</b>	<b>1</b>	<b>24.9</b>	<b>33.2</b>	<b>36</b>

**Old Dominion Overall Individual Statistics (as of Jan 10, 2011)**  
**All games**

<u>All Purpose</u>	<u>g</u>	<u>rush</u>	<u>rcv</u>	<u>pr</u>	<u>kr</u>	<u>ir</u>	<u>total</u>	<u>avg/g</u>
Colby Goodwyn	9	186	15	0	686	0	887	98.6
Prentice Gill	11	39	686	0	0	0	725	65.9
Mario Crawford	11	505	216	0	0	0	721	65.5
Reid Evans	11	0	616	27	0	0	643	58.5
Monty Smalley	11	-4	174	304	64	0	538	48.9
Thomas DeMarc	11	423	0	0	0	0	423	38.5
Desmond Willia	11	255	106	15	0	0	376	34.2
Nick Mayers	10	24	289	0	32	0	345	34.5
Marquel Thomas	11	0	324	0	0	0	324	29.5
Chris Lovitt	11	0	200	0	0	0	200	18.2
Jamar Parham	9	140	21	0	38	0	199	22.1
Aaron Evans	10	0	0	0	190	0	190	19.0
Dorian Jackson	10	0	98	0	0	0	98	9.8
Kai Blanco	11	0	45	0	24	0	69	6.3
Devon Simmons	11	0	0	0	0	37	37	3.4
Tommy Reamon	2	0	31	0	0	0	31	15.5
Lee Daniel	11	0	0	0	29	0	29	2.6
Craig Wilkins	11	0	0	0	0	25	25	2.3
Jamal Johnson	2	0	22	0	0	0	22	11.0
Alex McLaughlin	3	21	1	0	0	0	22	7.3
Carvin Powell	11	0	0	0	0	18	18	1.6
Michael Williams	10	0	0	0	0	17	17	1.7
Michael Colbert	11	0	0	0	16	0	16	1.5
Rashad Manley	2	13	0	0	0	0	13	6.5
Tyler Damato	2	0	0	0	12	0	12	6.0
T.J. Cowart	11	0	0	0	0	11	11	1.0
Donald Smith	11	0	0	0	0	5	5	0.5
Matt Carrillo	11	0	0	0	3	0	3	0.3
Deron Mayo	11	0	0	2	0	0	2	0.2
James Edwards	10	-6	2	0	0	0	-4	-0.4
TEAM	6	-56	0	0	0	0	-56	-9.3
Total	11	1540	2846	348	1094	113	5941	540.1
Opponents	11	1452	2375	162	1212	89	5290	480.9

**Old Dominion Overall Defensive Statistics (as of Jan 10, 2011)**  
**All games**

#	Defensive Leaders	gp	Tackles				tfl/yds	Sacks	Pass defense			Fumbles		blkd	
			ua	a	tot	no-yds		int-yds	brup	qbh	rcv-yds	ff	kick	saf	
12	Craig Wilkins	11	35	39	74	10.5-39	2.5-22	1-25	2	2	5-16	2	.	.	
96	Ronnie Cameron	11	28	44	72	19.0-70	5.5-39	.	.	8	1-0	2	.	.	
5	Deron Mayo	11	30	40	70	12.0-66	6.5-45	.	3	7	1-4	3	2	.	
22	T.J. Cowart	11	40	18	58	1.5-1	.	1-11	11	.	2-0	3	.	.	
27	Carvin Powell	11	23	22	45	2.5-4	.	1-18	3	.	2-0	.	.	.	
56	Michael Williams	10	20	25	45	7.0-37	3.5-31	1-17	2	1	1-0	.	.	.	
34	J.J. Williams	8	15	26	41	1.5-6	0.5-3	.	.	3	.	1	.	.	
18	Donald Smith	11	15	25	40	0.5-5	0.5-5	1-5	5	.	1-0	.	.	.	
45	Mateus Porter	11	9	30	39	4.0-31	2.0-26	.	.	2	1-11	1	.	.	
10	Devon Simmons	11	15	23	38	2.5-7	.	1-37	1	1	.	.	.	.	
90	Chris Burnette	11	8	30	38	8.5-24	2.0-10	.	.	3	.	.	.	.	
51	Michael Colbert	11	6	32	38	1.5-1	.	.	1	.	.	1	.	.	
20	Paul Morant	11	12	23	35	1.0-1	.	.	3	.	.	.	.	.	
91	Andrew Turner	11	6	26	32	4.5-19	1.5-14	.	.	2	.	.	.	.	
47	Rodney Hunter	11	6	25	31	.	.	.	1	.	.	.	.	.	
19	Lee Daniel	11	13	13	26	1.0-2	.	.	.	.	.	.	.	.	
97	Edmon McClam	11	8	15	23	4.5-19	2.5-15	.	1	3	.	.	1	.	
6	Alex Arain	11	5	16	21	.	.	.	.	1	1-0	.	1	.	
46	John Darr	8	5	16	21	.	.	.	3	1	.	1	.	.	
55	Erik Saylor	10	2	17	19	3.5-11	1.0-7	.	.	1	.	.	.	.	
52	Nikita Logan	6	3	12	15	.	.	.	1	.	.	.	.	.	
15	Aaron Evans	10	6	7	13	0.5-1	.	.	.	.	.	.	.	.	
93	Chad King	10	1	8	9	0.5-1	.	.	.	.	.	.	.	.	
16	Fred Credle	7	7	2	9	0.5-1	.	.	1	.	.	1	.	.	
24	Deron Jasper	8	4	3	7	.	.	1-0	.	.	.	.	.	.	
29	Patrick Young	9	2	4	6	.	.	.	.	1	.	.	.	.	
35	Xavier Duckett	5	1	4	5	.	.	.	.	.	.	.	.	.	
98	Alex Johnson	8	1	3	4	.	.	.	.	.	.	.	.	.	
50	Dustin Phillips	10	.	4	4	.	.	.	.	.	.	.	.	.	
89	James Edwards	10	1	2	3	.	.	.	.	.	.	.	.	.	
88	Matt Carrillo	11	2	1	3	.	.	.	.	.	.	.	.	.	
95	Nate Barnes	9	.	2	2	.	.	.	.	.	.	.	.	.	
84	Dorian Jackson	10	2	.	2	.	.	.	.	.	.	.	.	.	
30	Marquis Johnson	3	.	2	2	.	.	.	.	.	.	.	.	.	
85	Chris Lovitt	11	1	1	2	.	.	.	.	.	.	.	.	.	
83	Kai Blanco	11	.	2	2	.	.	.	.	.	.	.	.	.	
39	Jarod Brown	11	1	.	1	.	.	.	.	.	.	.	.	.	
58	Jeremy Hensley	6	.	1	1	.	.	.	.	.	.	.	.	.	
70	Brandon Carr	11	1	.	1	.	.	.	.	.	.	.	.	.	
25	Mario Crawford	11	1	.	1	.	.	.	.	.	.	.	.	.	
36	Colby Goodwyn	9	1	.	1	.	.	.	.	.	.	.	.	.	
82	Monty Smalley	11	1	.	1	.	.	.	.	.	.	.	.	.	
17	Thomas DeMarco	11	1	.	1	.	.	.	.	.	.	.	.	.	
9	Desmond Williams	11	.	1	1	.	.	.	.	.	.	.	1	.	
Total		11	338	564	902	87-346	29-217	7-113	38	36	15-31	15	5	.	
Opponents		11	363	570	933	59-177	9-55	13-89	48	23	8--5	8	3	.	



**Old Dominion Overall Team Statistics (as of Jan 10, 2011)**  
**All games**

<b>Team Statistics</b>	<b>ODU</b>	<b>OPP</b>
SCORING	369	239
Points Per Game	33.5	21.7
FIRST DOWNS	245	210
Rushing	90	83
Passing	134	101
Penalty	21	26
RUSHING YARDAGE	1540	1452
Yards gained rushing	1762	1813
Yards lost rushing	222	361
Rushing Attempts	399	416
Average Per Rush	3.9	3.5
Average Per Game	140.0	132.0
TDs Rushing	21	16
PASSING YARDAGE	2846	2375
Comp-Att-Int	242-416-13	203-346-7
Average Per Pass	6.8	6.9
Average Per Catch	11.8	11.7
Average Per Game	258.7	215.9
TDs Passing	23	15
TOTAL OFFENSE	4386	3827
Total Plays	815	762
Average Per Play	5.4	5.0
Average Per Game	398.7	347.9
KICK RETURNS: #-Yards	44-1094	53-1212
PUNT RETURNS: #-Yards	28-348	15-162
INT RETURNS: #-Yards	7-113	13-89
KICK RETURN AVERAGE	24.9	22.9
PUNT RETURN AVERAGE	12.4	10.8
INT RETURN AVERAGE	16.1	6.8
FUMBLES-LOST	15-8	26-16
PENALTIES-Yards	67-734	79-798
Average Per Game	66.7	72.5
PUNTS-Yards	51-2135	63-2373
Average Per Punt	41.9	37.7
Net punt average	35.5	30.6
TIME OF POSSESSION/Game	28:17	31:35
3RD-DOWN Conversions	58/156	56/157
3rd-Down Pct	37%	36%
4TH-DOWN Conversions	14/25	4/16
4th-Down Pct	56%	25%
SACKS BY-Yards	29-217	9-55
MISC YARDS	12	9
TOUCHDOWNS SCORED	47	31
FIELD GOALS-ATTEMPTS	13-19	8-15
ON-SIDE KICKS	5-5	0-2
RED-ZONE SCORES	(43-56) 77%	(28-38) 74%
RED-ZONE TOUCHDOWNS	(32-56) 57%	(22-38) 58%
PAT-ATTEMPTS	(42-44) 95%	(29-31) 94%
ATTENDANCE	138474	19754
Games/Avg Per Game	7/19782	4/4938
Neutral Site Games		0/0

<b>Score by Quarters</b>	<b>1st</b>	<b>2nd</b>	<b>3rd</b>	<b>4th</b>	<b>oT</b>	<b>Total</b>
Old Dominion	103	144	62	60	0	369
Opponents	58	64	38	79	0	239