



# CHARLOTTE

## 2019-20 WOMEN'S BASKETBALL

### AT OLD DOMINION (JAN. 11, 2020)

**10-3**  
OVERALL RECORD

**1-1**  
C-USA RECORD

HEAD COACH  
**CARA CONSUEGRA**

CAREER RECORD  
**154-107**



VS.



**11-3**  
OVERALL RECORD

**1-1**  
C-USA RECORD

HEAD COACH  
**NIKKI MCCRAY**

CAREER RECORD  
**40-37**

### SCHEDULE

H: 4-1 | A: 4-2 | N: 2-0

DATE	OPPONENT	TV	TIME/RESULT
Oct. 28	William Peace (exh.)		W, 103-46
Nov. 5	Gardner-Webb	UNC Charlotte TV	W, 74-49
Nov. 9	Richmond	CUSA.tv	W, 78-59
Nov. 15	at Wake Forest		W, 77-65
Nov. 17	at ECU		W, 59-47
Nov. 24	Fordham	CUSA.tv	L, 51-76
Nov. 27	vs. Boston College#	FloHoops	W, 84-68
Nov. 29	vs. Tulane#	FloHoops	W, 60-56
Dec. 4	at No. 15/14 Kentucky	SEC Network+	L, 39-86
Dec. 17	Delaware	UNC Charlotte TV	W, 61-57
Dec. 21	at Davidson	ESPN+	W, 75-64
Dec. 28	Maryland-Eastern Shore	CUSA.tv	W, 64-44
Jan. 2	at UAB*	CUSA.tv	W, 83-75
Jan. 4	at Middle Tennessee*	CUSA.tv	L, 59-83
Jan. 11	at Old Dominion*	CUSA.tv	2 p.m.
Jan. 16	Marshall*	UNC Charlotte TV	7 p.m.
Jan. 18	WKU*	ESPN+	4 p.m.
Jan. 23	at Florida Atlantic*	CUSA.tv	7 p.m.
Jan. 25	at FIU*	CUSA.tv	2 p.m.
Jan. 30	Louisiana Tech*	UNC Charlotte TV	7 p.m.
Feb. 1	Southern Miss*	CUSA.tv	4 p.m.
Feb. 6	at UTEP*	ESPN+	9 p.m.
Feb. 8	at UTSA*	CUSA.tv	3 p.m.
Feb. 13	North Texas*	UNC Charlotte TV	7 p.m.
Feb. 15	Rice*	ESPN+	4 p.m.
Feb. 20	Old Dominion*	CUSA.tv	7 p.m.
Feb. 22	at Southern Miss*		5 p.m.
Feb. 29	FIU*		4 p.m.
March 5	at WKU*		TBA
March 7	Middle Tennessee*		4 p.m.
March 11-14	Conference USA Championships (Frisco, Texas)		TBA

# - Puerto Rico Clasico (San Juan, Puerto Rico)  
 \* - Conference USA game  
 Home games in **bold** played inside Halton Arena  
 All times Eastern and subject to change

### NINER NUGGETS

► The 49ers put a cap on their three-game road stretch to begin Conference USA action when they travel to Norfolk, Virginia, to meet Old Dominion in the first of two clashes this season. The two sides will meet against inside Halton Arena Feb. 20.

► Charlotte is looking to bounce back from its first conference setback of the campaign, last Saturday in Murfreesboro, Tennessee, against Middle Tennessee.

► The Niners had opened league play with a hard-fought triumph at UAB January 2 in Birmingham, Alabama. It was the third-straight regular-season triumph over the Blazers.

► Redshirt senior guard Jade Phillips continues to lead the squad with her double-double average of 15.5 points and 10.2 rebounds. She had a season-best 28 points and a career-high 18 boards in the victory over UAB for her sixth double-double of the campaign and the 14th of her career.

► Junior Mariah Linney, who poured in a team-best 15 points at Middle Tennessee, is the team leader with 3.3 assists and 1.4 steals per game entering Saturday's action.

► Sophomore center Jazmin Harris is averaging 11.3 points per game over her last three, including 14 points at Middle Tennessee last Saturday.

► She has crossed the double-digit scoring plateau in two of those three contests, among her four total this season.

► Redshirt junior Christian Hithe and sophomore Jada McMillian continue to pace the squad in free throw shooting, connecting on 93.3 percent and 90.0 percent of their respective attempts entering Saturday's action.

► Saturday's matchup features the two programs in Conference USA with the best overall records, as they comprise two of four schools (UTEP and Middle Tennessee being the others after their respective wins Thursday) to reach double-digit victories thus far in 2019-20.

► The long series history dates back to 1985 when both schools were members of the Sun Belt; however, since both moved to Conference USA in 2013-14, they have met 12 times with the 49ers owning seven victories in those meetings.

► Charlotte has captured a win in five of the most recent six contests, including a pair of season sweeps in each of the last two years.



### TODAY'S GAME INFO

**Matchup:** Charlotte (10-3, 1-1) at Old Dominion (11-3, 1-1)  
**Game Number:** 14  
**Date:** Jan. 11, 2020  
**Time:** 2 p.m.  
**Location:** Chartway Arena (Norfolk, Va.) | 8,472  
**Radio:** www.Charlotte49ers.com  
**Web stream/TV:** CUSA.tv  
**Live stats:** odusports.com/sidearmstats/wball/summary  
**Twitter updates:** @CharlotteWBB  
**Promotion:** away game



66.5	POINTS PER GAME	66.3
63.8	SCORING DEFENSE	53.2
+2.7	SCORING MARGIN	+13.1
40.2	REBOUNDS PER GAME	41.4
+4.5	REBOUNDING MARGIN	+5.0
13.2	ASSISTS PER GAME	11.5
3.5	BLOCKS PER GAME	4.8
6.7	STEALS PER GAME	9.4
42.5	FIELD GOAL PCT.	40.3
31.4	3-PT. FIELD GOAL PCT.	32.7
69.4	FREE THROW PCT.	65.4
0.9	ASSIST-TO-TURN. RATIO	0.8

### MEDIA RELATIONS

Travis Woods  
 704.687.1838 (office)  
 www.Charlotte49ers.com

travis.woods@uncc.edu  
 704.773.4085 (cell)  
 @Charlotte49ers

### STAT LEADERS (PER GAME AVERAGES)


POINTS	REBOUNDS	ASSISTS	BLOCKS	STEALS
 JADE PHILLIPS 15.5	 JADE PHILLIPS 10.2	 MARIAH LINNEY 3.3	 DARA PEARSON 0.8	 MARIAH LINNEY 1.4

**#1 CHRISTIAN HITHE**

MPG	PPG	RPG	APG	BPG	SPG
27.4	9.7	4.2	2.7	0.2	1.2

**#2 CALI KONEK**


MPG	PPG	RPG	APG	BPG	SPG
6.9	2.1	0.4	0.2	0.0	0.0

**#3 MARIAH LINNEY**

MPG	PPG	RPG	APG	BPG	SPG
33.4	11.5	3.7	3.3	0.3	1.4

**#5 JADE PHILLIPS**

MPG	PPG	RPG	APG	BPG	SPG
31.8	15.5	10.2	1.8	0.5	1.2

**#10 DAZIA LAWRENCE**


MPG	PPG	RPG	APG	BPG	SPG
0.0	0.0	0.0	0.0	0.0	0.0

**#11 RINNAH GREEN**

MPG	PPG	RPG	APG	BPG	SPG
4.6	0.8	0.6	0.2	0.0	0.4

**#13 OCTAVIA JETT-WILSON**

MPG	PPG	RPG	APG	BPG	SPG
20.1	7.2	2.3	1.0	0.3	0.6

**#14 MADDIE MOORE**


MPG	PPG	RPG	APG	BPG	SPG
11.1	2.8	2.3	0.3	0.3	0.3

**#15 JADA MCMILLIAN**

MPG	PPG	RPG	APG	BPG	SPG
26.2	5.2	1.9	2.8	0.2	0.8

**#20 SIERRA MCCULLOUGH**


MPG	PPG	RPG	APG	BPG	SPG
6.1	1.8	1.4	0.1	0.1	0.2

**#22 LAUREN HARLEY**


MPG	PPG	RPG	APG	BPG	SPG
11.9	2.5	2.5	0.6	0.5	0.8

**#34 DARA PEARSON**

MPG	PPG	RPG	APG	BPG	SPG
17.0	2.8	4.2	0.4	0.8	0.4

**#40 JAZMIN HARRIS**

MPG	PPG	RPG	APG	BPG	SPG
14.1	7.7	4.5	0.1	0.7	0.0

**#44 ANGEL MIDDLETON**

MPG	PPG	RPG	APG	BPG	SPG
0.0	0.0	0.0	0.0	0.0	0.0

**49ers' Record When...**

	2011	2012	2013	2014	2015	2016	2017	2018	2019	Under
	-12	-13	-14	-15	-16	-17	-18	-19	-20	Consuegra
Overall	16-14	26-6	15-16	15-17	19-12	21-10	14-16	18-13	10-3	154-107
at Home	10-4	14-4	10-4	8-6	12-3	10-4	9-4	13-2	4-1	90-32
on the Road	5-7	11-0	5-10	6-7	6-8	10-3	5-9	3-10	4-2	55-56
at Neutral Sites	1-3	1-2	0-2	1-4	1-1	1-3	0-3	2-1	2-0	9-19
Overall vs. Conference	8-7	13-2	9-8	11-9	12-7	13-7	10-7	10-8	1-1	86-56
vs. Conference at Home	5-2	6-1	6-2	5-4	8-1	5-4	5-2	7-1	0-0	48-17
vs. Conference on the Road	3-4	7-0	3-5	5-4	4-5	7-2	4-4	2-6	1-1	36-31
vs. Conference at Neutral Sites	0-1	0-1	0-1	1-1	0-1	1-1	0-1	1-1	0-0	3-8
vs. Conference in Tournament	0-1	0-1	0-1	1-1	0-1	1-1	0-1	1-1	0-0	3-8
After a Loss	5-8	6-0	11-5	8-9	8-4	6-4	8-8	6-7	3-0	61-45
In Overtime	1-1	0-0	0-1	0-0	0-1	1-0	1-0	1-0	0-0	4-3
1-3 Pt. Margin	2-3	1-3	2-6	2-4	2-3	0-5	2-7	3-1	0-0	14-32
4-5 Pt. Margin	1-2	2-1	3-1	0-0	2-1	2-0	1-1	2-2	2-0	15-8
6-10 Pt. Margin	3-5	7-1	3-5	2-8	6-4	4-1	5-2	5-4	1-0	36-30
11-20 Pt. Margin	3-1	13-1	3-2	7-2	6-4	13-2	4-4	5-4	6-0	60-20
20+ Pt. Margin	7-3	3-0	4-2	4-3	3-0	2-2	2-2	3-2	1-3	29-17
Leading at end of 1st quarter	---	---	---	---	13-3	15-4	8-10	11-4	4-0	51-21
Tied at end of 1st quarter	---	---	---	---	2-2	1-0	2-1	1-1	1-0	7-4
Trailing at end of 1st quarter	---	---	---	---	4-7	5-6	4-5	6-8	5-3	24-29
Leading at the Half	14-5	21-2	13-6	10-4	16-3	18-2	10-7	13-2	6-0	121-31
Tied at the Half	1-0	1-0	0-0	0-0	1-0	0-1	0-0	2-2	0-0	5-3
Trailing at the Half	1-9	4-4	2-10	5-13	2-9	3-7	4-9	3-9	4-3	28-73
Leading at end of 3rd quarter	---	---	---	---	18-3	18-2	11-4	13-1	9-0	69-10
Tied at end of 3rd quarter	---	---	---	---	0-0	2-0	0-2	2-1	0-0	4-3
Trailing at end of 3rd quarter	---	---	---	---	1-9	1-8	3-10	3-11	1-3	9-41
Leading at 5 min. mark	15-4	25-2	14-3	14-0	19-1	19-2	11-4	14-2	10-0	141-18
Trailing at 5 min. mark	0-10	1-4	0-12	1-16	0-11	1-7	3-11	4-11	0-3	10-85
Shooting 50% or better	6-1	5-0	3-0	6-0	7-1	5-2	3-1	3-0	4-0	44-5
Shooting less than 50%	10-7	21-6	12-16	9-17	12-11	16-8	11-15	14-13	6-3	111-96
Shoots better than opponent	14-3	23-1	14-2	15-0	17-5	19-2	11-5	15-4	10-0	138-22
Opp. Shoots 50% or better	0-2	0-0	0-1	0-3	0-3	0-2	0-2	0-1	0-2	0-16
Opp. Shoots less than 50%	16-12	26-6	15-15	15-14	19-9	21-8	14-14	18-12	9-1	153-91
Outrebound Opponent	14-7	23-4	11-10	8-9	12-2	11-1	11-9	13-5	6-1	108-48
Opponent Outrebound	1-7	2-2	4-6	7-8	7-9	9-8	3-7	5-8	2-2	40-57
Rebounds are tied	1-0	1-0	0-0	0-0	0-1	1-1	0-0	0-0	2-0	5-2
Shoots 70% or Better FT	7-6	11-3	10-12	8-8	10-9	10-6	9-6	8-5	6-1	79-56
Shoots more FT than Opp.	14-5	17-2	11-4	7-8	15-4	12-2	13-9	12-3	6-1	107-38
Opp. Shoots more FT	2-8	8-4	4-12	6-7	4-7	9-6	1-7	6-10	4-2	44-63
Shoots 40% or Better 3FG	9-3	9-0	3-5	5-1	7-1	6-1	0-4	5-3	2-0	47-19
More Turnovers than opponent	9-13	12-5	11-11	3-8	11-6	5-4	5-12	9-8	4-2	69-69
Less Turnovers than opponent	4-1	12-0	4-5	10-6	6-6	15-6	6-3	8-3	4-1	69-31
Turnovers are tied	3-0	2-1	0-0	2-3	2-0	1-0	3-1	1-2	2-0	16-7
Scores less than 60 pts.	2-5	4-3	1-5	0-8	0-3	0-4	2-7	3-9	1-3	13-47
Scores 60-69 pts.	5-5	11-3	5-7	5-7	6-4	5-2	5-6	10-4	3-0	55-38
Scores 70-79 pts.	5-4	8-0	4-3	6-2	3-2	9-2	2-3	3-0	4-0	44-16
Scores 80-89 pts.	4-0	3-0	4-1	4-0	8-2	4-2	5-0	2-0	2-0	36-5
Scores 90-99 pts.	0-0	0-0	1-0	0-0	2-1	2-0	0-0	0-0	0-0	5-1
Scores more than 100 pts.	0-0	0-0	0-0	0-0	0-0	1-0	0-0	0-0	0-0	1-0
On Mondays	0-1	0-0	0-0	0-2	0-1	0-0	0-1	0-0	0-0	0-5
On Tuesdays	2-0	1-0	1-1	0-1	1-1	1-0	0-0	1-0	2-0	9-3
On Wednesdays	6-3	8-1	3-6	1-0	1-0	2-1	0-1	1-1	1-1	23-14
On Thursdays	0-2	3-0	1-0	3-9	7-4	5-4	5-6	4-5	1-0	29-30
On Fridays	2-2	1-0	2-1	1-2	1-0	2-1	2-1	2-0	2-0	15-7
On Saturdays	4-4	3-3	7-5	8-2	6-4	6-3	5-4	8-5	3-1	50-31
On Sundays	2-2	10-2	1-3	2-1	3-2	5-1	2-3	2-2	1-1	28-17
In November	5-2	4-1	3-4	1-5	4-2	3-3	2-5	4-1	6-1	32-24
In December	2-4	5-2	2-3	3-3	3-2	6-0	2-4	4-3	3-1	30-22
In January	6-2	6-1	5-2	4-5	5-4	6-2	3-4	4-5	1-1	40-26
In February	3-4	8-0	3-4	5-2	5-2	3-4	5-2	3-2	0-0	35-20
In March	0-2	3-2	2-3	2-2	2-2	3-1	2-1	3-2	0-0	17-15

**Miscellaneous**

Current Streak	Lost 1
Home Court Streak	Won 2
Home Court Conference Streak	Won 3
Road Court Streak	Lost 1
Neutral Court Streak	Won 2
Consecutive Games with a 3-Pointer	56
last without:	Jan. 20, 2018, vs. Rice

## NATIONAL RANKINGS ASSOCIATED PRESS (WEEK 10)

RANK	SCHOOL	RECORD	PTS.	PREVIOUS
1	Connecticut (19)	12-0	721	1
2	Oregon (7)	12-1	708	2
3	Oregon State (3)	14-0	682	3
4	South Carolina (1)	14-1	669	4
5	Stanford	13-1	626	5
6	Baylor	11-1	614	6
7	Louisville	14-1	574	7
8	UCLA	14-0	531	10
9	North Carolina State	14-0	529	9
10	Texas A&M	13-1	468	11
11	Florida State	14-1	465	8
12	Indiana	12-2	389	14
13	Mississippi State	14-2	371	15
14	Kentucky	12-2	367	13
15	DePaul	13-2	316	16
16	Gonzaga	14-1	303	17
17	Maryland	10-3	278	12
18	Arizona	13-1	243	18
19	West Virginia	11-1	239	19
20	Missouri State	12-2	155	21
21	Arkansas	13-2	150	20
22	South Dakota	15-2	92	NR
23	Tennessee	11-3	89	22
24	Michigan	11-3	71	NR
25	Princeton	12-1	19	NR

Others receiving votes: Northwestern 18, Rutgers 14, Iowa 10, Syracuse 9, TCU 9, Miami 6, FGCU 5, Arizona State 3, Minnesota 2, Texas 2, Nebraska 2, Kansas 1

## USA TODAY COACHES (WEEK 10)

RANK	SCHOOL	RECORD	PTS.	PREVIOUS
1	Connecticut (24)	12-0	788	1
2	Oregon (5)	12-1	753	2
3	Oregon State (3)	14-0	743	3
4	Stanford	13-1	684	4
5	South Carolina	14-1	653	5
6	Baylor	11-1	649	6
7	Louisville	14-1	613	7
8	North Carolina State	14-0	570	9
9	UCLA	14-0	559	10
10	Texas A&M	14-1	490	12
11	Florida State	14-1	479	8
12	Mississippi State	14-2	424	14
13	Indiana	13-2	385	15
14	Kentucky	12-2	378	13
15	Gonzaga	14-1	346	16
16	Maryland	11-3	334	11
17	DePaul	13-2	311	17
18	Missouri State	12-2	231	19
19	Arizona	13-1	226	18
20	West Virginia	11-1	197	21
21	Arkansas	13-2	160	20
22	South Dakota	14-2	141	22
23	Princeton	12-1	89	24
24	Tennessee	11-3	69	23
25	FGCU	15-2	52	25

Others receiving votes: Michigan 37, Arizona State 14, Northwestern 8, Rutgers 7, Syracuse 6, Iowa 2, James Madison 1, Creighton 1

## LEADS AND SPECIALTY STATS

Date	Opponent	Score	Biggest Lead		Ties	Lead Changes	Paint		Off TOs		2nd Chance	Fast Break		
Nov. 5	Gardner-Webb	W, 74-49	25	0	0	0	42	18	10	12	8	5	12	9
Nov. 9	Richmond	W, 78-59	21	3	0	1	48	24	28	13	17	14	12	3
Nov. 15	at Wake Forest	W, 77-65	18	10	3	9	22	24	11	10	11	10	11	4
Nov. 17	at ECU	W, 59-47	12	3	4	10	22	12	13	14	12	5	9	4
Nov. 24	Fordham	L, 51-76	0	26	0	0	18	14	9	2	18	14	4	4
Nov. 27	vs. Boston College	W, 84-68	17	2	5	4	28	42	24	14	22	10	4	2
Nov. 29	vs. Tulane	W, 60-56	11	1	1	2	22	8	12	4	11	11	10	5
Dec. 4	at Kentucky	L, 39-86	0	47	0	0	24	24	8	26	3	11	8	6
Dec. 17	Delaware	W, 61-57	5	11	2	1	26	30	8	13	13	18	12	6
Dec. 21	at Davidson	W, 75-64	13	5	6	4	36	38	15	16	11	15	6	6
Dec. 28	Maryland-Eastern Shore	W, 64-44	23	4	6	5	20	14	18	4	8	7	6	0
Jan. 2	at UAB*	W, 83-75	8	8	8	7	28	40	12	8	16	17	2	0
Jan. 4	at Middle Tennessee*	L, 59-83	0	26	0	0	28	42	2	23	13	16	6	17
Jan. 11	at Old Dominion*													
Jan. 16	Marshall*													
Jan. 18	WKU*													
Jan. 23	at Florida Atlantic*													
Jan. 25	at FIU*													
Jan. 30	Louisiana Tech*													
Feb. 1	Southern Miss*													
Feb. 6	at UTEP*													
Feb. 8	at UTSA*													
Feb. 13	North Texas*													
Feb. 15	Rice*													
Feb. 20	Old Dominion*													
Feb. 22	at Southern Miss*													
Feb. 29	FIU*													
March 5	at WKU*													
March 7	Middle Tennessee*													

# CHARLOTTE

## MISCELLANEOUS (REFLECT ONLY TIME AT CHARLOTTE)

Career Games Played/Started	GP	GS	Double-Doubles	2019-20	Career
Rinnah Green	18	0	Jade Phillips	6	14
Lauren Harley	86	11	Dara Pearson	0	6
Jazmin Harris	42	25	<b>Double-Figure Scoring Games</b>	<b>2019-20</b>	<b>Career</b>
Christian Hithe	39	13	Jade Phillips	10	27
Octavia Jett-Wilson	73	59	Mariah Linney	7	30
Cali Konek	12	0	Christian Hithe	7	10
Dazia Lawrence	0	0	Jazmin Harris	4	13
Mariah Linney	74	37	Octavia Jett-Wilson	3	29
Sierra McCullough	9	0	Jada McMillian	3	4
Jada McMillian	44	18	Dara Pearson	1	9
Angel Middleton	0	0	Lauren Harley	0	1
Maddie Moore	36	1	Maddie Moore	0	1
Dara Pearson	82	45	<b>Double-Figure Rebounding Games</b>	<b>2019-20</b>	<b>Career</b>
Jade Phillips	43	43	Jade Phillips	6	14
<b>Games Started Streaks</b>	<b>CURRENT</b>	<b>LONG</b>	Dara Pearson	1	15
Rinnah Green	0	0	Jazmin Harris	0	2
Lauren Harley	0	8	Lauren Harley	0	1
Jazmin Harris	0	10	Octavia Jett-Wilson	0	1
Christian Hithe	13	13	<b>2019-20 Miscellaneous Stats</b>	<b>CLT</b>	<b>OPP</b>
Octavia Jett-Wilson	0	32	3-Second Violations	2	4
Cali Konek	0	0	5-Second Violations	1	1
Dazia Lawrence	0	0	10-Second Violations	1	0
Mariah Linney	36	36	Backcourt Violations	4	0
Sierra McCullough	0	0	Lane Violations	1	1
Jada McMillian	16	16	Shot Clock Violations	6	5
Angel Middleton	0	0	4-Point Plays	0	1
Maddie Moore	0	1	Opening Tips Controlled	8	5
Dara Pearson	13	28	Technical Fouls (players)	0	1
Jade Phillips	33	33	Technical Fouls (bench)	0	0

Record by Starting Lineup	Overall	C-USA
Hithe, Linney, Phillips, McMillian, Pearson	10-3	1-1

**OPPONENT SERIES INFO**  
Overall Old Dominion, 14-10  
Last Meeting Feb. 23, 2019  
Charlotte, 60-53  
Current Streak Charlotte, 4  
Consuegra vs. 7-5



For full series information, turn to page 102 in this year's media guide

# Charlotte In-Season Tournament History

## H&R Block Thanksgiving Tripleheader (Elon, N.C.)

N24, 78	at Elon	W, 86-75
N25, 78	vs. North Carolina State	L, 43-112

## Sun Belt Invitational (Charlotte, N.C.)

F9, 79	Georgia State	W, 71-65
F10, 79	UAB	W, 62-61

## Sun Belt Invitational (Atlanta, Ga.)

F7, 80	vs. South Alabama	W, 82-77
F8, 80	at Georgia State	L, 78-98
F9, 80	vs. USF	W, 94-79

## H&R Block Tipoff (Greensboro, N.C.)

N24, 80	at North Carolina A&T	L, 58-78
N25, 80	vs. Appalachian State	W, 86-68

## USF Christmas Invitational (Tampa, Fla.)

D18, 80	vs. Denver	W, 69-53
D19, 80	vs. Dartmouth	W, 76-63
D20, 80	at USF	W, 94-59

## Winthrop Invitational (Rock Hill, S.C.)

F5, 81	at Winthrop	W, 60-52
F6, 81	vs. College of Charleston	L, 59-78
F7, 81	vs. Western Carolina	L, 77-84

## Lady Highlander Invitational (Radford, Va.)

D4, 81	vs. Campbellsville	W, 89-58
D5, 81	at Radford	W, 71-69

## Lady Brahm Invitational (Tampa, Fla.)

D17, 81	at USF	W, 56-51
D18, 81	vs. Clemson	L, 61-86

## Winthrop Invitational (Rock Hill, S.C.)

F11, 82	vs. Campbell	L, 73-87
F12, 82	vs. Western Carolina	L, 71-77

## Lady Eagle Rotary Classic (Jefferson City, Tenn.)

J7, 83	vs. Berry	W, 63-62
J8, 83	vs. Western Carolina	W, 79-66

## Winthrop Invitational (Rock Hill, S.C.)

F10, 83	vs. Campbell	W, 64-54
F11, 83	vs. Francis Marion	L, 52-86
F12, 83	at Winthrop	W, 72-66 (OT)

## Tennessee Tech Classic (Cookeville, Tenn.)

N25, 83	at Tennessee Tech	L, 66-74
N26, 83	vs. UAB	W, 84-64

## Haverty's Christmas Classic (Charlotte, N.C.)

D18, 83	North Carolina A&T	W, 79-39
D19, 83	WKU	W, 79-63

## Berry Invitational (Floyd, Ga.)

J6, 84	at Berry	L, 67-70
J7, 84	vs. Shorter	W, 66-48

## Dogwood Classic (Fayetteville, N.C.)

N23, 84	vs. North Carolina	L, 44-82
N24, 84	vs. North Carolina State	L, 68-74 (OT)

## Investor's Cavalier Classic (Charlottesville, Va.)

D7, 84	vs. Iona	W, 80-74
D8, 84	at Virginia	L, 56-57

## Southern Invitational (Atlanta, Ga.)

N29, 85	vs. Southern Miss	L, 63-71
N30, 85	at Georgia State	W, 70-66

## Lady Herd Classic (Huntington, W.Va.)

F7, 86	vs. James Madison	L, 57-63
F8, 86	vs. Georgia Southern	W, 66-48

## NIU Fastbreak Fest (DeKalb, Ill.)

D5, 87	at Northern Illinois	L, 89-103
D6, 87	vs. Long Beach State	L, 56-94

## Lady Mocs Invitational (Chattanooga, Tenn.)

D18, 87	vs. Tennessee Tech	L, 56-60
D19, 87	vs. North Alabama	L, 100-102 (2OT)

## Lady Hatter Classic (DeLand, Fla.)

D31, 87	vs. Murray State	L, 71-74
J1, 88	vs. Robert Morris	W, 72-68
J2, 88	vs. DePaul	L, 47-69

## Southern Invitational (Atlanta, Ga.)

N25, 88	vs. Florida Atlantic	W, 81-56
N26, 88	at Georgia State	W, 74-61

## Lady Pirate Classic (Greenville, N.C.)

D2, 88	at ECU	W, 70-54
D3, 88	vs. VCU	L, 48-60

## Tobacco Road Classic (Winston-Salem, N.C.)

J2, 89	vs. Hofstra	W, 75-56
J3, 89	at Wake Forest	L, 48-64
J4, 89	vs. Hartford	W, 75-56

## Tallahassee Hilton Classic (Tallahassee, Fla.)

D1, 89	vs. Stetson	W, 92-55
D2, 89	at Florida State	W, 63-50

## JMU-Nielsen Classic (Harrisonburg, Va.)

N30, 90	vs. Maine	W, 62-57
D1, 90	at James Madison	W, 52-49

## Lady Herd Classic (Huntington, W.Va.)

D7, 90	vs. Shawnee State	W, 79-62
D8, 90	at Marshall	W, 64-63 (OT)

## O'Charley's Classic (Nashville, Tenn.)

N22, 91	vs. No. 20 Clemson	L, 54-66
N23, 91	vs. Alabama State	W, 87-63

## Amana-Hawkeye Classic (Iowa City, Iowa)

D11, 92	vs. Kentucky	W, 57-54
D12, 92	at No. 5 Iowa	L, 38-60

## Take it to the Court Shootout (Hilton Head, S.C.)

D29, 92	vs. No. 5 Virginia	L, 74-77
D30, 92	vs. No. 21 Connecticut	L, 44-54

## Lady Blazer Invitational (Birmingham, Ala.)

J2, 93	vs. Mercer	W, 75-57
J3, 93	at UAB	W, 72-63

## Felpausch MSU Holiday Classic (East Lansing, Mich.)

D3, 93	vs. Valparaiso	W, 93-88
D4, 93	at Michigan State	W, 58-50

## Kitchen's Unlimited Union Planters Bank Lady Tiger Classic (Memphis, Tenn.)

D9, 94	vs. SMU	L, 79-88
D10, 94	vs. Syracuse	W, 68-53

## USC Christmas Challenge (Los Angeles, Calif.)

D29, 94	vs. Long Beach State	W, 82-74
D30, 94	at No. 21 Southern California	L, 69-84

## UA Sheraton Capstone Inn Classic (Tuscaloosa, Ala.)

N24, 95	vs. Maine	L, 55-72
N25, 95	vs. UCF	L, 69-77

## Mister Cookie Face Holiday Classic (Jersey City, N.J.)

D29, 95	vs. Coppin State	W, 63-52
D30, 95	at Saint Peter's	L, 66-71

## UCF Holiday Classic (Orlando, Fla.)

D28, 96	vs. Northwestern State	L, 72-84
D29, 96	vs. Providence	L, 63-84
D30, 96	vs. Western Michigan	W, 87-52

## Mid-America Classic (Columbia, Mo.)

D5, 97	at Missouri	L, 56-80
D6, 97	vs. New Orleans	L, 82-83

## Dead River Company Classic (Orono, Maine)

N27, 98	vs. Mississippi	L, 77-83
N28, 98	vs. St. Bonaventure	L, 52-78

## Terrapin Classic (College Park, Md.)

N27, 99	vs. West Virginia	W, 52-50
N28, 99	at Maryland	L, 54-58

## Virginia Lottery-Hokie Hardwood Classic (Blacksburg, Va.)

D29, 99	vs. Bowling Green	W, 72-62
D30, 99	at Virginia Tech	L, 61-72

## Cox Communications/Lady Rebel Shootout (Las Vegas, Nev.)

N24, 00	vs. St. John's	W, 71-68
N25, 00	at UNLV	L, 55-60

## Whataburger Aggie Classic (College Station, Texas)

N24, 01	vs. Jackson State	W, 54-46
N25, 01	at Texas A&M	W, 54-50

## Ala Moana Hotel Paradise Classic (Honolulu, Hawai'i)

D17, 01	at Hawai'i	L, 59-82
D18, 01	vs. Tennessee State	W, 56-40

## Preseason WNIT (Atlanta, Ga.)

N15, 02	at Georgia Tech	L, 57-67
---------	-----------------	----------

## KCRG TV-9 Hawkeye Challenge (Iowa City, Iowa)

N23, 02	vs. Murray State	W, 61-44
N24, 02	at Iowa	L, 70-85

## Seton Hall Classic presented by Aeropostale (South Orange, N.J.)

N21, 03	vs. Dartmouth	W, 75-59
N22, 03	at Seton Hall	L, 67-77

## Hawk Classic (Philadelphia, Pa.)

D28, 03	vs. George Mason	L, 52-70
D29, 03	vs. Stony Brook	W, 88-77

## San Juan Shootout (San Juan, Puerto Rico)

D20, 04	vs. Puerto Rico-Mayaguez	W, 98-43
D21, 04	vs. Northwestern	W, 72-64
D22, 04	vs. Florida State	L, 72-83

## State Farm Classic (Gainesville, Fla.)

D29, 04	vs. Florida A&M	W, 78-49
D30, 04	at Florida	L, 72-86

## LMU Ayres Hotel Thanksgiving Tournament (Los Angeles, Calif.)

N25, 05	at Loyola Marymount	W, 82-74
N26, 05	vs. UCLA	L, 71-87

## Colorado Coors Classic (Boulder, Colo.)

N24, 06	vs. Wyoming	L, 55-77
N25, 06	at Colorado	L, 65-78

## Aeropostale/SPC Holiday Classic (Jersey City, N.J.)

D29, 06	vs. Tulsa	W, 85-66
D30, 06	vs. Ball State	L, 72-82

## WBCA Classic (University Park, Pa.)

N9, 07	vs. No. 20 Pittsburgh	L, 68-85
N10, 07	at Penn State	L, 67-73
N11, 07	vs. Arizona	L, 77-86 (OT)

## SpringHill Suites Holiday Classic (Charlotte, N.C.)

D20, 07	Charleston Southern	W, 84-55
D21, 07	UTA	L, 60-68

## Wolfpack Invitational (Raleigh, N.C.)

N15, 08	vs. Southern California	W, 60-62
N16, 08	at North Carolina State	L, 55-62

## Hoop for the Cure Classic (Dallas, Texas)

N28, 08	vs. Fresno State	W, 70-69
N29, 08	at SMU	W, 76-74

## Junkanoo Jam (Freeport, Bahamas)

N26, 09	vs. South Dakota State	L, 56-60
N27, 09	vs. Indiana	L, 61-72

## Hilton Garden Classic (Blacksburg, Va.)

D29, 09	vs. Central Connecticut State	W, 66-51
D30, 09	at Virginia Tech	L, 54-56

## Preseason WNIT (Charlotte, N.C./Gainesville, Fla.)

N11, 10	Iona	W, 72-40
N15, 10	at Florida	L, 70-76
N19, 10	at Hampton	W, 64-57

## DoubleTree Classic (New Orleans, La.)

D29, 10	vs. Old Dominion	L, 75-81
D30, 10	vs. Nicholls State	W, 80-54

## Courtyard LaGuardia Turkey Classic (Brooklyn, N.Y.)

N25, 11	at Long Island	L, 72-81
N26, 11	vs. Florida	L, 73-82

## FIU Sun and Fun Classic (Miami, Fla.)

D29, 11	vs. Auburn	L, 58-68
D30, 11	vs. Albany	W, 61-59

## GSU Holiday & Hoops Tournament (Atlanta, Ga.)

D29, 12	vs. Toledo	L, 66-76
D30, 12	vs. Mississippi Valley State	W, 63-48

## Lady Rebel Round-Up (Las Vegas, Nev.)

N30, 13	vs. Cincinnati	L, 64-71
D1, 13	at UNLV	W, 80-75

## Triple Crown Cancun Challenge Mayan Tournament (Riviera Maya, Mexico)

N27, 14	vs. Montana	L, 58-67
N28, 14	vs. Wake Forest	L, 58-65
N29, 14	vs. Princeton	L, 43-73

## GSU Thanksgiving Classic (Atlanta, Ga.)

N28, 15	vs. Mercer	W, 72-62
N29, 15	at Georgia State	W, 83-71

## Hilton Concord Classic (Moraga, Calif.)

## The Last Time ... (Consuegra era ONLY)

### CHARLOTTE TEAM MISCELLANEOUS

Received votes in the AP national poll .....	01.09.17
Received votes in the ESPN/USA Today national poll .....	n/a
Played a ranked AP national poll opponent .....	at No. 15 Kentucky, 12.04.19
Played a ranked ESPN/USA Today national poll opponent .....	at No. 14 Kentucky, 12.04.19

### CHARLOTTE TEAM

Shot 60+ percent field goals.....	60.9 (39-of-64) at Davidson, 12.20.15
Shot 55-59 percent field goals .....	56.1 (32-of-57) vs. UTSA, 02.10.18
Shot 50-54 percent field goals .....	50.0 (32-of-64) at UAB, 01.02.20

Made 40+ field goals.....	41 vs. Marshall, 01.07.17
Made 35-39 field goals .....	36 at Marshall, 02.25.17
Made 30-34 field goals .....	32 at UAB, 01.02.20

Attempted 70+ field goals .....	74 at Arkansas, 12.07.17
Attempted 65-69 field goals .....	65 vs. Tulane, 11.29.19
Attempted 60-64 field goals .....	62 at Middle Tennessee, 01.04.20

Shot 60+ percent 3-point field goals.....	69.2 (9-of-13) at UAB, 01.02.20
Shot 55-59 percent 3-point field goals.....	57.1 (12-of-21) vs. UTEP, 01.26.19
Shot 50-54 percent 3-point field goals.....	52.9 (9-of-17) vs. Southern Miss, 03.07.19

Made 15+ 3-point field goals .....	n/a
Made 10-14 3-point field goals.....	12 vs. UTEP, 01.26.19
Made 5-9 3-point field goals.....	7 at Middle Tennessee, 01.04.20

Attempted 20+ 3-point field goals.....	24 vs. Tulane, 11.29.19
Attempted 15-19 3-point field goals .....	19 at Middle Tennessee, 01.04.20
Attempted 10-14 3-point field goals .....	13 at UAB, 01.02.20

Shot 100 percent free throws.....	100.0 (5-of-5) at Louisiana Tech, 01.12.17
Shot 90-99 percent free throws.....	90.9 (10-of-11) vs. UAB, 02.09.19
Shot 80-89 percent free throws .....	80.0 (20-of-25) at Davidson, 12.21.19
Shot 70-79 percent free throws .....	77.8 (14-of-18) vs. Tulane, 11.29.19

Made 20+ free throws .....	20 at Davidson, 12.21.19
Made 15-19 free throws.....	16 vs. Maryland-Eastern Shore, 12.28.19
Made 10-14 free throws.....	10 at UAB, 01.02.20

Attempted 25+ free throws.....	25 at Davidson, 12.21.19
Attempted 20-24 free throws .....	24 vs. Maryland-Eastern Shore, 12.28.19
Attempted 15-19 free throws .....	15 at UAB, 01.02.20

Scored 90+ points.....	101 at FIU, 02.04.17
Scored 80-89 points .....	83 at UAB, 01.02.20
Scored 70-79 points .....	75 at Davidson, 12.21.19
Scored 65-69 points .....	69 vs. Old Dominion, 02.16.19
Scored 60-64 points .....	64 vs. Maryland-Eastern Shore, 12.28.19
Scored 45+ points in the first half.....	49 vs. Florida Atlantic, 03.03.18

Grabbed 50+ rebounds.....	52 vs. Tulane, 11.29.19
Grabbed 45-49 rebounds .....	46 vs. UTSA, 01.24.19
Grabbed 40-44 rebounds .....	40 at Middle Tennessee, 01.04.20
Grabbed 35-39 rebounds .....	35 at Davidson, 12.21.19

Distributed 15+ assists .....	15 vs. Boston College, 11.27.19
Distributed 10-14 assists.....	14 at Middle Tennessee, 01.04.20

Registered 10+ blocks .....	10 vs. Middle Tennessee, 02.25.18
Registered 5-9 blocks.....	5 at UAB, 01.02.20

Swiped 10+ steals .....	11 at Davidson, 12.21.19
Swiped 5-9 steals .....	6 vs. Maryland-Eastern Shore, 12.28.19

Overcame a halftime deficit to win .....	18-20 vs. Maryland-Eastern Shore, 12.28.19
Overcame a deficit with five minutes left to win.....	41-44 vs. Louisiana Tech (C-USA), 03.13.19

### CHARLOTTE INDIVIDUAL\*

Had a triple-double (points-rebounds-assists).....	Ny Hammonds (12p, 10r, 11a) vs. Marshall, 03.01.14
Had a double-double (points-rebounds).....	Jade Phillips (28p, 18r) at UAB, 01.02.20
Had a double-double (non-traditional).....	Laia Raventós (20p, 10a) at Wake Forest, 12.18.17
Two or more had a double-double (points-rebounds) .....	Jaida Robinson (11p, 13r) and Dara Pearson (10p, 11r) vs. South Carolina State, 12.28.17

Scored 30+ points .....	32, Jade Phillips at FIU, 03.02.19
Scored 25-29 points .....	28, Jade Phillips at UAB, 01.02.20
Scored 20-24 points .....	23, Christian Hithe at UAB, 01.02.20
Two scored 20+ points .....	28, Jade Phillips and 23, Christian Hithe at UAB, 01.02.20
Three scored 20+ points .....	32, Ciara Gregory; 22, Nyilah Jamison-Myers and Grace Hunter at FIU, 02.04.17
Scored 10+ points in the first half.....	15, Jade Phillips at UAB, 01.02.20

Two players with double-digit points .....	vs. Tulane, 11.29.19
Three players with double-digit points .....	at Middle Tennessee, 01.04.20
Four players with double-digit points .....	at Davidson, 12.21.19
Five players with double-digit points.....	at Southern Miss, 01.25.18
Six players with double-digit points .....	at Davidson, 12.20.15

Shot 80+ percent field goals (min. 7 att.).....	85.7 (6-of-7), Jada McMillian at Old Dominion, 02.23.19
Shot 70-79 percent field goals (min. 7 att.) .....	77.8 (7-of-9), Christian Hithe vs. Boston College, 11.27.19
Shot 60-69 percent field goals (min. 7 att.) .....	66.7 (10-of-15), Jade Phillips at UAB, 01.02.20
Shot 50-59 percent field goals (min. 7 att.) .....	53.8 (7-of-13), Jazmin Harris at Middle Tennessee, 01.04.20

Made 10+ field goals.....	10, Jade Phillips at UAB, 01.02.20
Made 5-9 field goals .....	7, Jazmin Harris at Middle Tennessee, 01.04.20

Attempted 20+ field goals.....	21, Jade Phillips vs. Delaware, 12.17.19
Attempted 15-19 field goals .....	19, Christian Hithe at UAB, 01.02.20
Attempted 10-14 field goals .....	14, Mariah Linney at Middle Tennessee, 01.04.20

Shot 70+ percent 3-point field goals (min. 7 att.) .....	75.0 (6-of-8), Jade Phillips at UAB, 01.02.20
Shot 60-69 percent 3-point field goals (min. 7 att.) .....	60.0 (6-of-10), Ciara Gregory vs. FIU, 01.28.16
Shot 50-59 percent 3-point field goals (min. 7 att.) .....	50.0 (4-of-8), Mariah Linney at Virginia, 12.30.18

Made 7+ 3-point field goals .....	9, Ciara Gregory at FIU, 02.04.17
Made 4-6 3-point field goals.....	5, Mariah Linney at Middle Tennessee, 01.04.20

Attempted 15+ 3-point field goals.....	16, Ciara Gregory vs. Louisiana Tech (C-USA), 03.09.17
Attempted 10-14 3-point field goals .....	11, Mariah Linney at Middle Tennessee, 01.04.20
Attempted 5-9 3-point field goals .....	8, Jade Phillips at UAB, 01.02.20

Shot 100 percent free throws (min. 7 att.).....	100.0 (7-of-7), Laia Raventós at Southern Miss, 01.25.18
Shot 90-99 percent free throws (min. 7 att.).....	90.0 (9-of-10), Octavia Jett-Wilson at Davidson, 12.21.17
Shot 80-89 percent free throws (min. 7 att.).....	87.5 (7-of-8), Jazmin Harris vs. Maryland-Eastern Shore, 12.28.19
Shot 70-79 percent free throws (min. 7 att.).....	71.4 (5-of-7), Octavia Jett-Wilson vs. Gardner-Webb, 11.05.19

Made 10+ free throws.....	10, Mariah Linney at North Texas, 02.02.19
Made 5-9 free throws.....	7, Jazmin Harris vs. Maryland-Eastern Shore, 12.28.19

Attempted 15+ free throws.....	19, Octavia Jett-Wilson vs. Rutgers, 11.16.17
Attempted 10-14 free throws .....	12, Jada McMillian at Old Dominion, 02.23.19

Hauled in 15+ rebounds.....	18, Jade Phillips at UAB, 01.02.20
Hauled in 10-14 rebounds.....	10, Dara Pearson at Davidson, 12.21.19
Hauled in 5-9 rebounds.....	8, Christian Hithe and Jade Phillips at Middle Tennessee, 01.04.20

Two or more with 15+ rebounds .....	18, Amanda Dowe and 17, Jennifer Hailey vs. Duquesne, 02.03.13
Two players with double-digit rebounds.....	15, Jade Phillips and 10, Jazmin Harris at FIU, 03.02.19
Three players with double-digit rebounds .....	13, Lefty Webster; 10, Kira Gordon and Gabby Tyler vs. Florida Atlantic, 02.19.14

Handed out 10+ assists .....	10, Laia Raventós at Wake Forest, 12.18.17
Handed out 5-9 assists.....	6, Christian Hithe at Middle Tennessee, 01.04.20

Tallied 7+ blocks .....	8, Kenya Olley vs. North Texas, 02.26.15
Tallied 4-6 blocks .....	5, Nyilah Jamison-Myers vs. Middle Tennessee, 02.25.18

Posted 7+ steals.....	7, Laia Raventós vs. Utah, 11.25.16
Posted 4-6 steals.....	4, Mariah Linney at Davidson, 12.21.19

Played 40+ minutes .....	41, Mariah Linney vs. Wright State, 12.18.18
Played 40 minutes .....	40, Laia Raventós vs. Wright State, 12.18.18

\* if more than one player in the same game attained statistic, the higher total is listed

Team	Date	1st-2nd-3rd-4th-OT	FGM-FGA	Pct.	3FGM-3FGA	Pct.	FTM-FTA	Pct.	Rebounds			PF-DQ	Ast.	TO	Blk.	Stl.	Bench
									O	D	Tot.						
Charlotte	11.05.19	19-21-14-20-0	29-59	49.2	5-13	38.5	11-16	68.8	15	35	50	21-2	18	25	7	7	40
Gardner-Webb		9-21-6-13-0	15-62	24.2	6-18	33.3	13-17	76.5	15	16	31	19-0	6	20	0	10	11
Charlotte	11.09.19	17-17-20-24-0	31-58	53.4	3-10	30.0	13-18	72.2	10	20	30	20-0	21	19	4	10	45
Richmond		9-13-14-23-0	19-50	38.0	5-21	23.8	16-21	76.2	13	21	34	18-0	10	26	0	8	13
Charlotte	11.15.19	19-21-16-21-0	29-61	47.5	5-11	45.5	14-20	70.0	11	30	41	16-0	10	8	3	6	17
at Wake Forest		22-12-11-20-0	26-66	39.4	6-20	30.0	7-17	41.2	16	25	41	16-0	15	10	1	5	6
Charlotte	11.17.19	12-13-18-16-0	21-56	37.5	7-25	28.0	10-12	83.3	15	29	44	10-0	16	23	2	10	20
at ECU		13-13-10-11-0	17-56	30.4	7-19	36.8	6-10	60.0	11	17	28	19-1	12	19	0	7	26
Charlotte	11.24.19	12-13-11-15-0	18-62	29.0	6-17	35.3	9-12	75.0	19	15	34	15-0	8	6	1	4	16
Fordham		21-23-12-20-0	26-50	52.0	15-31	48.4	9-9	100.0	9	27	36	16-0	17	10	1	3	7
Charlotte	11.27.19	21-17-26-20-0	31-62	50.0	6-18	33.3	16-19	84.2	13	21	34	18-0	15	19	3	12	18
vs. Boston College		15-20-14-19-0	27-61	44.3	4-16	25.0	10-13	76.9	15	19	34	18-0	11	18	0	8	11
Charlotte	11.29.19	17-17-6-20-0	21-65	32.3	4-24	16.7	14-18	77.8	20	32	52	22-1	9	8	3	5	29
vs. Tulane		14-12-13-17-0	17-60	28.3	7-21	33.3	15-28	53.6	16	25	41	18-0	11	8	2	3	20
Charlotte	12.04.19	9-13-11-6-0	18-56	32.1	2-17	11.8	1-4	25.0	11	25	36	19-0	13	22	3	4	24
at Kentucky		29-15-18-24-0	29-62	46.8	10-22	45.5	18-23	78.3	11	28	39	5-0	16	8	3	10	22
Charlotte	12.17.19	11-13-23-14-0	22-55	40.0	5-17	29.4	12-24	50.0	10	33	43	10-0	12	15	3	5	12
Delaware		16-15-19-7-0	23-72	31.9	3-23	13.0	8-11	72.7	17	29	46	18-0	9	12	3	9	14
Charlotte	12.21.19	15-18-18-24-0	26-51	51.0	3-8	37.5	20-25	80.0	8	27	35	19-0	12	17	4	11	11
at Davidson		15-20-13-16-0	23-61	37.7	2-10	20.0	16-21	76.2	13	20	33	23-1	5	16	2	6	9
Charlotte	12.28.19	8-10-25-21-0	22-52	42.3	4-18	22.2	16-24	66.7	14	30	44	12-0	13	12	5	6	21
Maryland-Eastern Shore		10-10-13-11-0	17-53	32.1	6-14	42.9	4-15	26.7	12	21	33	20-0	10	14	1	8	7
Charlotte	01.02.20	17-26-21-19-0	32-64	50.0	9-13	69.2	10-15	66.7	13	27	40	16-0	11	9	5	3	10
at UAB*		19-23-19-14-0	28-61	45.9	6-16	37.5	13-16	81.3	9	22	31	13-0	18	9	2	4	8
Charlotte	01.04.20	13-12-14-20-0	24-62	38.7	7-19	36.8	4-9	44.4	13	27	40	18-0	14	19	3	4	20
at Middle Tennessee*		23-14-22-24-0	33-66	50.0	8-19	42.1	9-14	64.3	10	28	38	14-0	13	8	2	13	11
Charlotte	01.11.20																
at Old Dominion*																	
Charlotte	01.16.20																
Marshall*																	
Charlotte	01.18.20																
WKU*																	
Charlotte	01.23.20																
at Florida Atlantic*																	
Charlotte	01.25.20																
at FIU*																	
Charlotte	01.30.20																
Louisiana Tech*																	
Charlotte	02.01.20																
Southern Miss*																	
Charlotte	02.06.20																
at UTEP*																	
Charlotte	02.08.20																
at UTSA*																	
Charlotte	02.13.20																
North Texas*																	
Charlotte	02.15.20																
Rice*																	
Charlotte	02.20.20																
Old Dominion*																	
Charlotte	02.22.20																
at Southern Miss*																	
Charlotte	02.29.20																
FIU*																	
Charlotte	03.05.20																
at WKU*																	
Charlotte	03.07.20																
Middle Tennessee*																	

### CLT GAME HIGHS

Points	84	vs. BC	11.27.19
FGM	32	at UAB	01.02.20
FGA	64	at UAB	01.02.20
FG Pct	53.4	Richmond	11.09.19
3FGM	9	at UAB	01.02.20
3FGA	25	at ECU	11.17.19
3FG Pct	69.2	at UAB	01.02.20
FTM	20	at Davidson	12.21.19
FTA	25	at Davidson	12.21.19
FT Pct	84.2	vs. BC	11.27.19
Rebounds	52	vs. Tulane	11.29.19
Assists	21	Richmond	11.09.19
Turnovers	25	Gardner-Webb	11.05.19
Blocks	7	Gardner-Webb	11.05.19
Steals	12	vs. BC	11.27.19

### CLT GAME LOWS

Points	39	at Kentucky	12.04.19
FGM	18	2x, last: at UK	12.04.19
FGA	51	at Davidson	12.21.19
FG Pct	29.0	Fordham	11.24.19
3FGM	2	at Kentucky	12.04.19
3FGA	8	at Davidson	12.21.19
3FG Pct	11.8	at Kentucky	12.04.19
FTM	1	at Kentucky	12.04.19
FTA	4	at Kentucky	12.04.19
FT Pct	25.0	at Kentucky	12.04.19
Rebounds	30	Richmond	11.09.19
Assists	8	Fordham	11.24.19
Turnovers	6	Fordham	11.24.19
Blocks	1	Fordham	11.24.19
Steals	4	3x, last: at MT	01.04.20

### OPP GAME HIGHS

Points	86	at Kentucky	12.04.19
FGM	33	at Middle Tenn	01.04.20
FGA	72	Delaware	12.17.19
FG Pct	52.0	Fordham	11.24.19
3FGM	15	Fordham	11.24.19
3FGA	31	Fordham	11.24.19
3FG Pct	48.4	Fordham	11.24.19
FTM	18	at Kentucky	12.04.19
FTA	28	vs. Tulane	11.29.19
FT Pct	100.0	Fordham	11.24.19
Rebounds	46	Delaware	12.17.19
Assists	18	at UAB	01.02.20
Turnovers	26	Richmond	11.09.19
Blocks	3	2x, last: DEL	12.17.19
Steals	13	at Middle Tenn	01.04.20

### OPP GAME LOWS

Points	44	MDES	12.28.19
FGM	15	Gardner-Webb	11.05.19
FGA	50	2x, last: Fordham	11.24.19
FG Pct	24.2	Gardner-Webb	11.05.19
3FGM	2	at Davidson	12.21.19
3FGA	10	at Davidson	12.21.19
3FG Pct	13.0	Delaware	12.17.19
FTM	4	MDES	12.28.19
FTA	9	Fordham	11.24.19
FT Pct	26.7	MDES	12.28.19
Rebounds	28	at ECU	11.17.19
Assists	5	at Davidson	12.21.19
Turnovers	8	3x, last: at MT	01.04.20
Blocks	0	4x, last: vs. BC	11.27.19
Steals	3	2x, last: vs. Tulane	11.29.19

# CHRISTIAN HITHE

GUARD • 5-9 • REDSHIRT JUNIOR

COLUMBIA, S.C./UCF/SPRING VALLEY HS



## SEASON SUPERLATIVES

<b>Points</b>	Season 23 at UAB 01.02.20
<b>Rebounds</b>	Season 8 at Middle Tennessee 01.04.20
<b>Field Goals Made</b>	Season 9 at UAB 01.02.20
<b>Field Goals Attempted</b>	Season 19 at UAB 01.02.20
<b>3-Point Field Goals Made</b>	Season 3 at UAB 01.02.20
<b>3-Point Field Goals Attempted</b>	Season 5 at UAB 01.02.20
<b>Free Throws Made</b>	Season 7 at Wake Forest 11.15.19
<b>Free Throws Attempted</b>	Season 8 at Wake Forest 11.15.19
<b>Assists</b>	Season 6 at Middle Tennessee 01.04.20
<b>Blocks</b>	Season 1 Fordham 11.24.19
<b>Steals</b>	Season 4 Richmond 11.09.19
<b>Minutes</b>	Season 39 at UAB 01.02.20
<b>CAREER SUPERLATIVES (at CHARLOTTE)</b>	
<b>Points</b>	Career 23 at UAB 01.02.20
<b>Rebounds</b>	Career 9 at Old Dominion 02.23.19
<b>Field Goals Made</b>	Career 9 at UAB 01.02.20
<b>Field Goals Attempted</b>	Career 19 at UAB 01.02.20
<b>3-Point Field Goals Made</b>	Career 3 at UAB 01.02.20
<b>3-Point Field Goals Attempted</b>	Career 5 at UAB 01.02.20
<b>Free Throws Made</b>	Career 7 2x, last: at Wake Forest 11.15.19
<b>Free Throws Attempted</b>	Career 10 Old Dominion 02.16.19
<b>Assists</b>	Career 6 at Middle Tennessee 01.04.20
<b>Blocks</b>	Career 1 3x, last: Fordham 11.24.19
<b>Steals</b>	Career 4 Richmond 11.09.19
<b>Minutes</b>	Career 39 at UAB 01.02.20

## 2019-20 GAME-BY-GAME

DATE	OPPONENT	START	MINS.	FGM-FGA	PCT.	3FGM-3FGA	PCT.	FTM-FTA	PCT.	O-D--T	PF-FO	A	TO	B	S	PTS.
11.05	Gardner-Webb	*	29	5-6	83.3	1-1	100.0	1-1	100.0	2-1--3	0-0	3	3	0	2	12
11.09	Richmond	*	27	2-4	50.0	0-0	0.0	5-5	100.0	0-0--0	1-0	5	4	0	4	9
11.15	at Wake Forest	*	30	3-9	33.3	0-1	0.0	7-8	87.5	2-4--6	1-0	2	2	0	0	13
11.17	at ECU	*	16	0-2	0.0	0-1	0.0	0-0	0.0	1-0--1	0-0	3	4	0	1	0
11.24	Fordham	*	33	6-14	42.9	1-3	33.3	2-2	100.0	3-3--6	1-0	1	1	1	0	15
11.27	vs. Boston College	*	30	7-9	77.8	1-2	50.0	2-2	100.0	2-4--6	4-0	2	5	0	2	17
11.29	vs. Tulane	*	32	2-12	16.7	0-4	0.0	2-2	100.0	2-4--6	5-1	2	2	0	3	6
12.04	at Kentucky	*	19	0-2	0.0	0-0	0.0	0-0	0.0	2-0--2	2-0	0	3	0	0	0
12.17	Delaware	*	20	0-1	0.0	0-1	0.0	0-0	0.0	3-1--4	2-0	1	4	0	0	0
12.21	at Davidson	*	25	4-6	66.7	1-1	100.0	4-4	100.0	1-3--4	4-0	3	3	0	0	13
12.28	Maryland-Eastern Shore	*	24	1-4	25.0	1-2	50.0	2-2	100.0	2-2--4	1-0	5	1	0	0	5
01.02	at UAB	*	39	9-19	47.4	3-5	60.0	2-2	100.0	1-3--4	3-0	2	0	0	1	23
01.04	at Middle Tennessee	*	32	5-10	50.0	2-3	66.7	1-2	50.0	1-7--8	4-0	6	5	0	2	13
01.11	at Old Dominion															
01.16	Marshall															
01.18	WKU															
01.23	at Florida Atlantic															
01.25	at FIU															
01.30	Louisiana Tech															
02.01	Southern Miss															
02.06	at UTEP															
02.08	at UTSA															
02.13	North Texas															
02.15	Rice															
02.20	Old Dominion															
02.22	at Southern Miss*															
02.29	FIU*															
03.05	at WKU*															
03.07	Middle Tennessee*															

Miscellaneous	Season	Career
Double-digit scoring games	7	10
20-point games	1	1
10-rebound games	0	0
Led CLT in scoring	1	2
Led CLT in rebounding	3	4
Double-doubles	0	0

YEAR	GP-GS	Mins.-Avg	FG-FGA	Pct	3FG-FGA	Pct	FT-FTA	Pct	Off-Def--Total	Avg.	PF-FO	Ast	TO	Blk	Stl	Pts.-Avg.
2016-17*	7-0	17-2.4	0-3	.000	0-1	.000	0-0	.000	2-1--3	0.4	0-0	0	0	0	0	0-0.0
2017-18	REDSHIRTED															
2018-19	26-0	419-16.1	41-90	.456	8-19	.421	28-33	.848	34-30--64	2.5	43-0	21	23	2	19	118-4.5
2019-20	13-13	356-27.4	44-98	.449	10-24	.417	28-30	.933	22-32--54	4.2	28-1	35	37	2	15	126-9.7
at UCF*	7-0	17-2.4	0-3	.000	0-1	.000	0-0	.000	2-1--3	0.4	0-0	0	0	0	0	0-0.0
at CLT	39-13	775-19.9	85-188	.452	18-43	.419	56-63	.889	56-62--118	3.0	71-1	56	60	4	34	244-6.3
CAREER	46-13	792-17.2	85-191	.445	18-44	.409	56-63	.889	58-63--121	2.6	71-1	56	60	4	34	244-5.3



# CALI KONEK

**GUARD • 5-7 • FRESHMAN**

**PITTSBURGH, PA./FRANKLIN REGIONAL HS**

## SEASON SUPERLATIVES

*Points*  
Season 7 Delaware 12.17.19

*Rebounds*  
Season 2 Richmond 11.09.19

*Field Goals Made*  
Season 2 2x, last: Delaware 12.17.19

*Field Goals Attempted*  
Season 5 Delaware 12.17.19

*3-Point Field Goals Made*  
Season 2 2x, last: Delaware 12.17.19

*3-Point Field Goals Attempted*  
Season 5 Delaware 12.17.19

*Free Throws Made*  
Season 1 Delaware 12.17.19

*Free Throws Attempted*  
Season 2 Delaware 12.17.19

*Assists*  
Season 1 2x, last: at ECU 11.17.19

*Blocks*  
Season 0

*Steals*  
Season 0

*Minutes*  
Season 21 Delaware 12.17.19

## CAREER SUPERLATIVES

*Points*  
Career 7 Delaware 12.17.19

*Rebounds*  
Career 2 Richmond 11.09.19

*Field Goals Made*  
Career 2 2x, last: Delaware 12.17.19

*Field Goals Attempted*  
Career 5 Delaware 12.17.19

*3-Point Field Goals Made*  
Career 2 2x, last: Delaware 12.17.19

*3-Point Field Goals Attempted*  
Career 5 Delaware 12.17.19

*Free Throws Made*  
Career 1 Delaware 12.17.19

*Free Throws Attempted*  
Career 2 Delaware 12.17.19

*Assists*  
Career 1 2x, last: at ECU 11.17.19

*Blocks*  
Career 0

*Steals*  
Career 0

*Minutes*  
Career 21 Delaware 12.17.19

## 2019-20 GAME-BY-GAME

DATE	OPPONENT	START	MIN.	FGM-FGA	PCT.	3FGM-3FGA	PCT.	FTM-FTA	PCT.	O-D--T	PF-FO	A	TO	B	S	PTS.
11.05	Gardner-Webb		2	1-1	100.0	1-1	100.0	0-0	0.0	0-0-0	0-0	0	0	0	0	3
11.09	Richmond		10	0-2	0.0	0-2	0.0	0-0	0.0	0-2-2	2-0	1	1	0	0	0
11.15	at Wake Forest		1	0-0	0.0	0-0	0.0	0-0	0.0	0-0-0	0-0	0	0	0	0	0
11.17	at ECU		10	2-4	50.0	2-4	50.0	0-0	0.0	0-0-0	0-0	1	0	0	0	6
11.24	Fordham		6	1-4	25.0	1-3	33.3	0-0	0.0	1-0-1	1-0	0	0	0	0	3
11.27	vs. Boston College		3	1-2	50.0	1-1	100.0	0-0	0.0	0-0-0	0-0	0	0	0	0	3
11.29	vs. Tulane		8	1-4	25.0	1-4	25.0	0-0	0.0	0-0-0	2-0	0	0	0	0	3
12.04	at Kentucky		4	0-2	0.0	0-2	0.0	0-0	0.0	0-0-0	0-0	0	0	0	0	0
12.17	Delaware		21	2-5	40.0	2-5	40.0	1-2	50.0	0-1-1	0-0	0	0	0	0	7
12.21	at Davidson		1	0-0	0.0	0-0	0.0	0-0	0.0	0-0-0	0-0	0	0	0	0	0
12.28	Maryland-Eastern Shore		11	0-4	0.0	0-3	0.0	0-0	0.0	0-1-1	1-0	0	2	0	0	0
01.02	at UAB	DID NOT PLAY														
01.04	at Middle Tennessee		6	0-2	0.0	0-2	0.0	0-0	0.0	0-0-0	2-0	0	1	0	0	0
01.11	at Old Dominion															
01.16	Marshall															
01.18	WKU															
01.23	at Florida Atlantic															
01.25	at FIU															
01.30	Louisiana Tech															
02.01	Southern Miss															
02.06	at UTEP															
02.08	at UTSA															
02.13	North Texas															
02.15	Rice															
02.20	Old Dominion															
02.22	at Southern Miss*															
02.29	FIU*															
03.05	at WKU*															
03.07	Middle Tennessee*															

Miscellaneous	Season	Career
Double-digit scoring games	0	0
20-point games	0	0
10-rebound games	0	0
Led CLT in scoring	0	0
Led CLT in rebounding	0	0
Double-doubles	0	0

## CAREER STATISTICS

YEAR	GP-GS	Mins.-Avg	FG-FGA	Pct	3FG-FGA	Pct	FT-FTA	Pct	Off-Def--Total	Avg.	PF-FO	Ast	TO	Blk	Stl	Pts.-Avg.
2019-20	12-0	83-6.9	8-30	.267	8-27	.296	1-2	.500	1-4-5	0.4	8-0	2	4	0	0	25-2.1
CAREER	12-0	83-6.9	8-30	.267	8-27	.296	1-2	.500	1-4-5	0.4	8-0	2	4	0	0	25-2.1





# MARIAH LINNEY

**GUARD • 5-9 • JUNIOR**

**GOOSE CREEK, S.C./GOOSE CREEK HS**

## SEASON SUPERLATIVES

<b>Points</b>	Season 25 vs. Boston College 11.27.19
<b>Rebounds</b>	Season 7 vs. Tulane 11.29.19
<b>Field Goals Made</b>	Season 8 vs. Boston College 11.27.19
<b>Field Goals Attempted</b>	Season 19 at ECU 11.17.19
<b>3-Point Field Goals Made</b>	Season 5 2x, last: at Middle Tennessee 01.04.20
<b>3-Point Field Goals Attempted</b>	Season 14 at ECU 11.17.19
<b>Free Throws Made</b>	Season 6 vs. Boston College 11.27.19
<b>Free Throws Attempted</b>	Season 8 Delaware 12.17.19
<b>Assists</b>	Season 7 Gardner-Webb 11.05.19
<b>Blocks</b>	Season 1 4x, last: MDES 12.28.19
<b>Steals</b>	Season 5 at ECU 11.17.19
<b>Minutes</b>	Season 38 3x, last: at Middle Tennessee 01.04.20
<b>CAREER SUPERLATIVES</b>	
<b>Points</b>	Career 28 at North Texas 02.02.19
<b>Rebounds</b>	Career 7 2x, last: vs. Tulane 11.29.19
<b>Field Goals Made</b>	Career 8 2x, last: vs. Boston College 11.27.19
<b>Field Goals Attempted</b>	Career 19 at ECU 11.17.19
<b>3-Point Field Goals Made</b>	Career 5 3x, last: at Middle Tennessee 01.04.20
<b>3-Point Field Goals Attempted</b>	Career 14 at ECU 11.17.19
<b>Free Throws Made</b>	Career 10 at North Texas 02.02.19
<b>Free Throws Attempted</b>	Career 13 at North Texas 02.02.19
<b>Assists</b>	Career 7 Gardner-Webb 11.05.19
<b>Blocks</b>	Career 2 3x, last: Old Dominion 02.16.19
<b>Steals</b>	Career 5 at ECU 11.17.19
<b>Minutes</b>	Career 41 Wright State 12.18.18

## 2019-20 GAME-BY-GAME

DATE	OPPONENT	START	MIN.	FGM-FGA	PCT.	3FGM-3FGA	PCT.	FTM-FTA	PCT.	O-D-T	PF-FO	A	TO	B	S	PTS.
11.05	Gardner-Webb	*	28	1-8	12.5	1-6	16.7	0-0	0.0	1-3-4	2-0	7	4	0	2	3
11.09	Richmond	*	25	2-8	25.0	1-5	20.0	2-2	100.0	1-3-4	2-0	3	4	0	0	7
11.15	at Wake Forest	*	37	6-13	46.2	3-5	60.0	4-5	80.0	2-3-5	1-0	5	1	1	1	19
11.17	at ECU	*	34	7-19	36.8	5-14	35.7	1-2	50.0	2-0-2	2-0	1	5	0	5	20
11.24	Fordham	*	28	4-11	36.4	4-9	44.4	2-2	100.0	2-0-2	1-0	1	2	0	0	14
11.27	vs. Boston College	*	38	8-18	44.4	3-10	30.0	6-7	85.7	0-1-1	0-0	6	1	0	1	25
11.29	vs. Tulane	*	36	2-14	14.3	0-8	0.0	2-4	50.0	2-5-7	2-0	3	2	1	1	6
12.04	at Kentucky	*	28	2-12	16.7	2-9	22.2	0-0	0.0	2-4-6	4-0	2	5	0	1	6
12.17	Delaware	*	38	3-9	33.3	1-5	20.0	4-8	50.0	0-3-3	1-0	2	0	1	0	11
12.21	at Davidson	*	36	5-12	41.7	1-5	20.0	3-4	75.0	2-2-4	1-0	4	3	0	4	14
12.28	Maryland-Eastern Shore	*	34	2-8	25.0	2-5	40.0	1-2	50.0	3-1-4	2-0	1	1	1	1	7
01.02	at UAB	*	34	1-1	100.0	0-0	0.0	0-0	0.0	0-1-1	1-0	3	1	0	0	2
01.04	at Middle Tennessee	*	38	5-14	35.7	5-11	45.5	0-0	0.0	1-4-5	2-0	5	3	0	2	15
01.11	at Old Dominion															
01.16	Marshall															
01.18	WKU															
01.23	at Florida Atlantic															
01.25	at FIU															
01.30	Louisiana Tech															
02.01	Southern Miss															
02.06	at UTEP															
02.08	at UTSA															
02.13	North Texas															
02.15	Rice															
02.20	Old Dominion															
02.22	at Southern Miss*															
02.29	FIU*															
03.05	at WKU*															
03.07	Middle Tennessee*															

Miscellaneous	Season	Career
Double-digit scoring games	6	29
20-point games	2	6
10-rebound games	0	0
Led CLT in scoring	3	10
Led CLT in rebounding	1	2
Double-doubles	0	0

## CAREER STATISTICS

YEAR	GP-GS	Mins.-Avg	FG-FGA	Pct	3FG-FGA	Pct	FT-FTA	Pct	Off-Def--Total	Avg.	PF-FO	Ast	TO	Blk	Stl	Pts.-Avg.
2017-18	30-1	608-20.3	63-168	.375	13-51	.255	47-68	.691	24-38-62	2.1	47-0	54	61	13	22	186-6.2
2018-19	31-23	923-29.8	108-276	.391	55-147	.374	74-95	.779	11-64-75	2.4	54-0	60	52	9	29	345-11.1
2019-20	13-13	434-33.4	48-147	.327	28-92	.304	25-36	.694	18-30-48	3.7	21-0	43	32	4	18	149-11.5
CAREER	74-37	1965-26.6	219-591	.371	96-290	.331	146-199	.734	53-132-185	2.5	122-0	157	145	26	69	675-9.1



# JADE PHILLIPS

**GUARD • 5-11 • REDSHIRT SENIOR**

**RALEIGH, N.C./SYRACUSE/SOUTHEAST RALEIGH HS**

## SEASON SUPERLATIVES

**Points**  
Season 28 at UAB 01.02.20

**Rebounds**  
Season 18 at UAB 01.02.20

**Field Goals Made**  
Season 10 3x, last: at UAB 01.02.20

**Field Goals Attempted**  
Season 21 Delaware 12.17.19

**3-Point Field Goals Made**  
Season 6 at UAB 01.02.20

**3-Point Field Goals Attempted**  
Season 8 at UAB 01.02.20

**Free Throws Made**  
Season 6 vs. Boston College 11.27.19

**Free Throws Attempted**  
Season 6 vs. Boston College 11.27.19

**Assists**  
Season 6 Richmond 11.09.19

**Blocks**  
Season 3 Gardner-Webb 11.05.19

**Steals**  
Season 3 3x, last: at Davidson 12.21.19

**Minutes**  
Season 37 at Wake Forest 11.15.19

## CAREER SUPERLATIVES (at CHARLOTTE)

**Points**  
Career 32 at FIU 03.02.19

**Rebounds**  
Career 18 at UAB 01.02.20

**Field Goals Made**  
Career 14 at FIU 03.02.19

**Field Goals Attempted**  
Career 24 at FIU 03.02.19

**3-Point Field Goals Made**  
Career 6 at UAB 01.02.20

**3-Point Field Goals Attempted**  
Career 8 2x, last: at UAB 01.02.20

**Free Throws Made**  
Career 6 2x, last: vs. Boston College 11.29.19

**Free Throws Attempted**  
Career 9 vs. Louisiana Tech (C-USA) 03.13.19

**Assists**  
Career 6 2x, last: Richmond 11.09.19

**Blocks**  
Career 3 Gardner-Webb 11.05.19

**Steals**  
Career 3 5x, last: at Davidson 12.21.19

**Minutes**  
Career 37 3x, last: at Wake Forest 11.15.19

## 2019-20 GAME-BY-GAME

DATE	OPPONENT	START	MIN.	FGM-FGA	PCT.	3FGM-3FGA	PCT.	FTM-FTA	PCT.	O-D--T	PF-FO	A	TO	B	S	PTS.
11.05	Gardner-Webb	*	32	7-15	46.7	1-2	50.0	0-0	0.0	3-9--12	0-0	2	5	3	0	15
11.09	Richmond	*	29	8-16	50.0	0-1	0.0	1-2	50.0	2-7--9	3-0	6	2	0	3	17
11.15	at Wake Forest	*	37	10-17	58.8	1-3	33.3	0-0	0.0	2-10--12	2-0	0	2	0	1	21
11.17	at ECU	*	35	8-12	66.7	0-1	0.0	1-2	50.0	5-9--14	1-0	1	2	0	2	17
11.24	Fordham	*	25	1-6	16.7	0-1	0.0	4-4	100.0	3-3--6	3-0	4	1	0	3	6
11.27	vs. Boston College	*	36	6-15	40.0	0-3	0.0	6-6	100.0	2-2--4	2-0	3	1	1	1	18
11.29	vs. Tulane	*	35	5-13	38.5	0-2	0.0	4-6	66.7	6-9--15	2-0	1	1	0	0	14
12.04	at Kentucky	*	28	3-7	42.9	0-1	0.0	0-0	0.0	1-5--6	0-0	2	3	1	1	6
12.17	Delaware	*	35	10-21	47.6	2-5	40.0	2-3	66.7	5-10--15	1-0	3	6	0	1	24
12.21	at Davidson	*	31	7-13	53.8	0-0	0.0	0-0	0.0	0-5--5	3-0	1	4	1	3	14
12.28	Maryland-Eastern Shore	*	30	7-15	46.7	0-5	0.0	0-0	0.0	1-8--9	3-0	0	1	1	1	14
01.02	at UAB	*	33	10-15	66.7	6-8	75.0	2-4	50.0	6-12--18	2-0	1	1	0	0	28
01.04	at Middle Tennessee	*	28	3-10	30.0	0-1	0.0	2-2	100.0	4-4--8	3-0	0	2	0	0	8
01.11	at Old Dominion															
01.16	Marshall															
01.18	WKU															
01.23	at Florida Atlantic															
01.25	at FIU															
01.30	Louisiana Tech															
02.01	Southern Miss															
02.06	at UTEP															
02.08	at UTSA															
02.13	North Texas															
02.15	Rice															
02.20	Old Dominion															
02.22	at Southern Miss*															
02.29	FIU*															
03.05	at WKU*															
03.07	Middle Tennessee*															

Miscellaneous	Season	Career
Double-digit scoring games	9	26
20-point games	3	10
10-rebound games	6	14
Led CLT in scoring	5	17
Led CLT in rebounding	11	29
Double-doubles	6	14

## CAREER STATISTICS

YEAR	GP-GS	Mins.-Avg	FG-FGA	Pct	3FG-FGA	Pct	FT-FTA	Pct	Off-Def--Total	Avg.	PF-FO	Ast	TO	Blk	Stl	Pts.-Avg.
2015-16*	11-0	31-2.8	3-8	.375	2-5	.400	2-2	1.000	2-4--6	0.5	3-0	1	6	2	4	10-0.9
2016-17*	20-0	108-5.4	12-42	.286	7-31	.226	5-5	1.000	5-14--19	1.0	9-0	4	7	2	4	36-1.8
2017-18	REDSHIRTED															
2018-19	30-30	880-29.3	162-386	.420	30-97	.309	48-74	.649	66-181--247	8.2	60-1	60	81	9	31	402-13.4
2019-20	13-13	414-31.8	85-175	.486	10-33	.303	22-29	.759	40-93--133	10.2	25-0	24	31	7	16	202-15.5
at CUSE*	31-0	139-4.5	15-50	.300	9-36	.250	7-7	1.000	7-18--25	0.8	12-0	5	13	4	8	46-1.5
at CLT	43-43	1294-30.1	247-561	.440	40-130	.308	70-103	.680	106-274--380	8.8	85-1	84	112	16	47	604-14.0
CAREER	74-43	1433-19.4	262-611	.429	49-166	.295	77-110	.700	113-292--405	5.5	97-1	89	125	20	55	650-8.8





# RINNAH GREEN

**GUARD • 5-8 • SOPHOMORE**

**CHARLOTTE, N.C./HICKORY RIDGE HS**

## SEASON SUPERLATIVES

<b>Points</b>	Season 2	Richmond	11.09.19
<b>Rebounds</b>	Season 2	at Kentucky	12.04.19
<b>Field Goals Made</b>	Season 1	Richmond	11.09.19
<b>Field Goals Attempted</b>	Season 3	at Kentucky	12.04.19
<b>3-Point Field Goals Made</b>	Season 0		
<b>3-Point Field Goals Attempted</b>	Season 2	at Kentucky	12.04.19
<b>Free Throws Made</b>	Season 1	2x, last: MDES	12.28.19
<b>Free Throws Attempted</b>	Season 2	2x, last: MDES	12.28.19
<b>Assists</b>	Season 1	Gardner-Webb	11.05.19
<b>Blocks</b>	Season 0		
<b>Steals</b>	Season 1	2x, last: at Kentucky	12.04.19
<b>Minutes</b>	Season 8	at Kentucky	12.04.19

## CAREER SUPERLATIVES

<b>Points</b>	Career 4	Wofford	11.11.18
<b>Rebounds</b>	Career 2	2x, last: at Kentucky	12.04.19
<b>Field Goals Made</b>	Career 2	Wofford	11.11.18
<b>Field Goals Attempted</b>	Career 4	UTEP	01.26.19
<b>3-Point Field Goals Made</b>	Career 1	at WKU	01.03.19
<b>3-Point Field Goals Attempted</b>	Career 3	2x, last: UTEP	01.26.19
<b>Free Throws Made</b>	Career 1	2x, last: MDES	12.28.19
<b>Free Throws Attempted</b>	Career 2	2x, last: MDES	12.28.19
<b>Assists</b>	Career 1	Gardner-Webb	11.05.19
<b>Blocks</b>	Career 0		
<b>Steals</b>	Career 1	6x, last: at Kentucky	12.04.19
<b>Minutes</b>	Career 13	2x, last: UTEP	01.26.19

## 2019-20 GAME-BY-GAME

DATE	OPPONENT	START	MIN.	FGM-FGA	PCT.	3FGM-3FGA	PCT.	FTM-FTA	PCT.	O-D--T	PF-FO	A	TO	B	S	PTS.
11.05	Gardner-Webb		6	0-1	0.0	0-0	0.0	1-2	50.0	0-1--1	0-0	1	1	0	1	1
11.09	Richmond		6	1-1	100.0	0-0	0.0	0-0	0.0	0-0--0	1-0	0	0	0	0	2
11.15	at Wake Forest															
11.17	at ECU															
11.24	Fordham		2	0-0	0.0	0-0	0.0	0-0	0.0	0-0--0	1-0	0	0	0	0	0
11.27	vs. Boston College															
11.29	vs. Tulane															
12.04	at Kentucky		8	0-3	0.0	0-2	0.0	0-0	0.0	0-2--2	2-0	0	3	0	1	0
12.17	Delaware															
12.21	at Davidson															
12.28	Maryland-Eastern Shore		1	0-0	0.0	0-0	0.0	1-2	50.0	0-0--0	0-0	0	0	0	0	1
01.02	at UAB															
01.04	at Middle Tennessee															
01.11	at Old Dominion															
01.16	Marshall															
01.18	WKU															
01.23	at Florida Atlantic															
01.25	at FIU															
01.30	Louisiana Tech															
02.01	Southern Miss															
02.06	at UTEP															
02.08	at UTSA															
02.13	North Texas															
02.15	Rice															
02.20	Old Dominion															
02.22	at Southern Miss*															
02.29	FIU*															
03.05	at WKU*															
03.07	Middle Tennessee*															

Miscellaneous	Season	Career
Double-digit scoring games	0	0
20-point games	0	0
10-rebound games	0	0
Led CLT in scoring	0	0
Led CLT in rebounding	0	0
Double-doubles	0	0

YEAR	GP-GS	Mins.-Avg	FG-FGA	Pct	3FG-FGA	Pct	FT-FTA	Pct	Off-Def--Total	Avg.	PF-FO	Ast	TO	Blk	Stl	Pts.-Avg.
2018-19	13-0	57-4.4	5-17	.294	1-8	.125	0-0	.000	1-3--4	0.3	4-0	0	7	0	4	11-0.8
2019-20	5-0	23-4.6	1-5	.200	0-2	.000	2-4	.500	0-3--3	0.6	4-0	1	4	0	2	4-0.8
CAREER	18-0	80-4.4	6-22	.273	1-10	.100	2-4	.500	1-6--7	0.4	8-0	1	11	0	6	15-0.8



# OCTAVIA JETT-WILSON

**GUARD • 5-8 • JUNIOR**

**GREENBELT, MD./ELEANOR ROOSEVELT HS**

## SEASON SUPERLATIVES

<b>Points</b>	Season 19	Richmond	11.09.19
<b>Rebounds</b>	Season 5	Gardner-Webb	11.05.19
<b>Field Goals Made</b>	Season 8	Richmond	11.09.19
<b>Field Goals Attempted</b>	Season 12	Richmond	11.09.19
<b>3-Point Field Goals Made</b>	Season 2	Richmond	11.09.19
<b>3-Point Field Goals Attempted</b>	Season 4	vs. Tulane	11.29.19
<b>Free Throws Made</b>	Season 6	vs. Tulane	11.29.19
<b>Free Throws Attempted</b>	Season 7	Gardner-Webb	11.05.19
<b>Assists</b>	Season 3	at ECU	11.17.19
<b>Blocks</b>	Season 2	Gardner-Webb	11.05.19
<b>Steals</b>	Season 3	vs. Boston College	11.27.19
<b>Minutes</b>	Season 34	vs. Boston College	11.27.19
<b>CAREER SUPERLATIVES</b>			
<b>Points</b>	Career 21	Rutgers	11.16.17
<b>Rebounds</b>	Career 12	UTSA	01.24.19
<b>Field Goals Made</b>	Career 8	Richmond	11.09.19
<b>Field Goals Attempted</b>	Career 14	at UAB	02.17.18
<b>3-Point Field Goals Made</b>	Career 3	2x, last: at Marshall	01.05.19
<b>3-Point Field Goals Attempted</b>	Career 6	vs. Iowa	11.23.17
<b>Free Throws Made</b>	Career 15	Rutgers	11.16.17
<b>Free Throws Attempted</b>	Career 19	Rutgers	11.16.17
<b>Assists</b>	Career 6	2x, last: at Southern Miss	01.17.19
<b>Blocks</b>	Career 2	Gardner-Webb	11.05.19
<b>Steals</b>	Career 4	Davidson	12.21.17
<b>Minutes</b>	Career 40-	at Southern Miss	01.25.18

## 2019-20 GAME-BY-GAME

DATE	OPPONENT	START	MIN.	FGM-FGA	PCT.	3FGM-3FGA	PCT.	FTM-FTA	PCT.	O-D--T	PF-FO	A	TO	B	S	PTS.
11.05	Gardner-Webb		20	4-5	80.0	1-1	100.0	5-7	71.4	2-3-5	1-0	0	2	2	1	14
11.09	Richmond		22	8-12	66.7	2-2	100.0	1-1	100.0	0-0-0	0-0	2	0	0	0	19
11.15	at Wake Forest		18	2-7	28.6	0-1	0.0	0-3	0.0	1-3-4	2-0	1	1	0	0	4
11.17	at ECU		27	0-6	0.0	0-1	0.0	4-4	100.0	2-1-3	0-0	3	2	0	1	4
11.24	Fordham		19	3-6	50.0	0-0	0.0	0-0	0.0	2-2-4	1-0	0	0	0	0	6
11.27	vs. Boston College		34	2-6	33.3	1-2	50.0	0-0	0.0	0-3-3	1-0	0	9	0	3	5
11.29	vs. Tulane		26	5-8	62.5	2-4	50.0	6-6	100.0	1-1-2	3-0	1	1	0	1	18
12.04	at Kentucky		22	3-6	50.0	0-1	0.0	0-1	0.0	0-1-1	1-0	1	0	0	0	6
12.17	Delaware		8	0-1	0.0	0-1	0.0	0-0	0.0	0-3-3	0-0	1	0	0	0	0
12.21	at Davidson		15	2-6	33.3	1-2	50.0	0-0	0.0	0-0-0	2-0	2	0	1	0	5
12.28	Maryland-Eastern Shore		17	1-3	33.3	0-2	0.0	2-2	100.0	0-2-2	0-0	0	1	0	0	4
01.02	at UAB		13	0-3	0.0	0-0	0.0	1-2	50.0	0-0-0	2-0	1	1	0	1	1
01.04	at Middle Tennessee															DID NOT PLAY
01.11	at Old Dominion															
01.16	Marshall															
01.18	WKU															
01.23	at Florida Atlantic															
01.25	at FIU															
01.30	Louisiana Tech															
02.01	Southern Miss															
02.06	at UTEP															
02.08	at UTSA															
02.13	North Texas															
02.15	Rice															
02.20	Old Dominion															
02.22	at Southern Miss*															
02.29	FIU*															
03.05	at WKU*															
03.07	Middle Tennessee*															

Miscellaneous	Season	Career
Double-digit scoring games	3	29
20-point games	0	2
10-rebound games	0	1
Led CLT in scoring	2	11
Led CLT in rebounding	0	3
Double-doubles	0	0

YEAR	GP-GS	Mins.-Avg	FG-FGA	Pct	3FG-FGA	Pct	FT-FTA	Pct	Off-Def--Total	Avg.	PF-FO	Ast	TO	Blk	Stl	Pts.-Avg.
2017-18	30-28	858-28.6	94-236	.398	20-70	.286	96-125	.768	48-46-94	3.1	36-0	56	56	2	27	304-10.1
2018-19	31-31	795-25.6	83-238	.349	20-69	.290	45-79	.570	51-50-101	3.3	48-0	50	45	2	13	231-7.5
2019-20	12-0	241-20.1	30-69	.435	7-17	.412	19-26	.731	8-19--27	2.3	13-0	12	17	3	7	86-7.2
CAREER	73-59	1894-25.9	207-543	.381	47-156	.301	160-230	.696	107-115--222	3.0	97-0	118	118	7	47	621-8.5



# MADDIE MOORE

**FORWARD • 6-3 • SOPHOMORE**

**HIGH POINT, N.C./WESTRIDGE ACADEMY**

## SEASON SUPERLATIVES

<i>Points</i>			
Season	8	2x, last: at Wake Forest	11.15.19
<i>Rebounds</i>			
Season	7	Gardner-Webb	11.05.19
<i>Field Goals Made</i>			
Season	4	Richmond	11.09.19
<i>Field Goals Attempted</i>			
Season	6	3x, last: at Kentucky	12.04.19
<i>3-Point Field Goals Made</i>			
Season	0		
<i>3-Point Field Goals Attempted</i>			
Season	2	at Kentucky	12.04.19
<i>Free Throws Made</i>			
Season	3	Gardner-Webb	11.05.19
<i>Free Throws Attempted</i>			
Season	4	2x, last: Fordham	11.24.19
<i>Assists</i>			
Season	1	3x, last: at Kentucky	12.04.19
<i>Blocks</i>			
Season	1	3x, last: at Kentucky	12.04.19
<i>Steals</i>			
Season	1	3x, last: MDES	12.28.19
<i>Minutes</i>			
Season	19	at Kentucky	12.04.19

## CAREER SUPERLATIVES

<i>Points</i>			
Career	10	Middle Tennessee	02.07.19
<i>Rebounds</i>			
Career	9	Old Dominion	02.16.19
<i>Field Goals Made</i>			
Career	4	4x, last: Richmond	11.09.19
<i>Field Goals Attempted</i>			
Career	9	Florida Atlantic	01.12.19
<i>3-Point Field Goals Made</i>			
Career	2	UTEP	01.26.19
<i>3-Point Field Goals Attempted</i>			
Career	3	UTEP	01.26.19
<i>Free Throws Made</i>			
Career	3	Gardner-Webb	11.05.19
<i>Free Throws Attempted</i>			
Career	4	2x, last: Fordham	11.24.19
<i>Assists</i>			
Career	1	6x, last: at Kentucky	12.04.19
<i>Blocks</i>			
Career	2	Middle Tennessee	02.07.19
<i>Steals</i>			
Career	2	2x, last: Florida Atlantic	01.12.19
<i>Minutes</i>			
Career	27	Middle Tennessee	02.07.19

## 2019-20 GAME-BY-GAME

DATE	OPPONENT	START	MIN.	FGM-FGA	PCT.	3FGM-3FGA	PCT.	FTM-FTA	PCT.	O-D--T	PF-FO	A	TO	B	S	PTS.
11.05	Gardner-Webb		13	1-2	50.0	0-0	0.0	3-4	75.0	2-5-7	5-1	0	1	0	0	5
11.09	Richmond		16	4-5	80.0	0-0	0.0	0-1	0.0	1-1-2	4-0	1	1	1	0	8
11.15	at Wake Forest		18	3-6	50.0	0-0	0.0	2-2	100.0	1-5-6	3-0	0	0	0	1	8
11.17	at ECU		11	0-1	0.0	0-0	0.0	0-0	0.0	0-1-1	2-0	1	0	0	0	0
11.24	Fordham		12	0-1	0.0	0-0	0.0	1-4	25.0	1-1-2	0-0	0	0	0	0	1
11.27	vs. Boston College		1	0-0	0.0	0-0	0.0	0-0	0.0	1-0-1	0-0	1	0	1	0	0
11.29	vs. Tulane		17	2-6	33.3	0-0	0.0	0-0	0.0	0-2-2	1-0	0	1	0	0	4
12.04	at Kentucky		19	1-6	16.7	0-2	0.0	0-2	0.0	3-1-4	2-0	1	0	1	0	2
12.17	Delaware		7	0-2	0.0	0-0	0.0	0-2	0.0	0-0-0	1-0	0	3	0	0	0
12.21	at Davidson		2	1-1	100.0	0-0	0.0	0-0	0.0	0-0-0	2-0	0	1	0	1	2
12.28	Maryland-Eastern Shore		6	0-1	0.0	0-0	0.0	1-2	50.0	0-2-2	0-0	0	0	0	1	1
01.02	at UAB															
DID NOT PLAY																
01.04	at Middle Tennessee		11	1-2	50.0	0-1	0.0	0-0	0.0	0-0-0	1-0	0	0	0	0	2
01.11	at Old Dominion															
01.16	Marshall															
01.18	WKU															
01.23	at Florida Atlantic															
01.25	at FIU															
01.30	Louisiana Tech															
02.01	Southern Miss															
02.06	at UTEP															
02.08	at UTSA															
02.13	North Texas															
02.15	Rice															
02.20	Old Dominion															
02.22	at Southern Miss*															
02.29	FIU*															
03.05	at WKU*															
03.07	Middle Tennessee*															

Miscellaneous	Season	Career
Double-digit scoring games	0	1
20-point games	0	0
10-rebound games	0	0
Led CLT in scoring	0	0
Led CLT in rebounding	0	1
Double-doubles	0	0

## CAREER STATISTICS

YEAR	GP-GS	Mins.-Avg	FG-FGA	Pct	3FG-FGA	Pct	FT-FTA	Pct	Off-Def--Total	Avg.	PF-FO	Ast	TO	Blk	Stl	Pts.-Avg.
2018-19	24-1	250-10.4	27-63	.429	4-9	.444	6-14	.429	24-38-62	2.6	43-0	3	22	11	9	64-2.7
2019-20	112-0	133-11.1	13-33	.394	0-3	.000	7-17	.412	9-18-27	2.3	21-1	4	7	3	3	33-2.8
CAREER	36-1	383-10.6	40-96	.417	4-12	.333	13-31	.419	33-56-89	2.5	64-1	7	29	14	12	97-2.7



# JADA McMILLIAN

**GUARD • 5-7 • SOPHOMORE**

**RALEIGH, N.C./SOUTHEAST RALEIGH HS**

## SEASON SUPERLATIVES

*Points*  
Season 17 at Davidson 12.21.19

*Rebounds*  
Season 4 at ECU 11.17.19

*Field Goals Made*  
Season 5 2x, last: at UAB 01.02.20

*Field Goals Attempted*  
Season 14 at UAB 01.02.20

*3-Point Field Goals Made*  
Season 1 3x, last: MDES 12.28.19

*3-Point Field Goals Attempted*  
Season 4 at ECU 11.17.19

*Free Throws Made*  
Season 9 at Davidson 12.21.19

*Free Throws Attempted*  
Season 10 at Davidson 12.21.19

*Assists*  
Season 6 2x, last: MDES 12.28.19

*Blocks*  
Season 1 2x, last: vs. Tulane 11.29.19

*Steals*  
Season 2 at Wake Forest 11.15.19

*Minutes*  
Season 37 at Davidson 12.21.19

## CAREER SUPERLATIVES

*Points*  
Career 20 at Old Dominion 02.23.19

*Rebounds*  
Career 5 at FIU 03.02.19

*Field Goals Made*  
Career 6 at Old Dominion 02.23.19

*Field Goals Attempted*  
Career 14 at UAB 01.02.20

*3-Point Field Goals Made*  
Career 2 FIU 01.10.19

*3-Point Field Goals Attempted*  
Career 4 2x, last: at ECU 11.17.19

*Free Throws Made*  
Career 9 at Davidson 12.21.19

*Free Throws Attempted*  
Career 12 at Old Dominion 02.23.19

*Assists*  
Career 6 4x, last: MDES 12.28.19

*Blocks*  
Career 1 6x, last: vs. Tulane 11.29.19

*Steals*  
Career 2 5x, last: at Wake Forest 11.15.19

*Minutes*  
Career 39 vs. UAB (C-USA) 03.14.19

## 2019-20 GAME-BY-GAME

DATE	OPPONENT	START	MINS.	FGM-FGA	PCT.	3FGM-3FGA	PCT.	FTM-FTA	PCT.	O-D-T	PF-FO	A	TO	B	S	PTS.
11.05	Gardner-Webb	*	27	1-5	20.0	0-2	0.0	0-0	0.0	0-1-1	1-0	3	4	1	1	2
11.09	Richmond	*	21	0-1	0.0	0-0	0.0	0-0	0.0	0-0-0	2-0	2	4	0	1	0
11.15	at Wake Forest	*	34	3-6	50.0	1-1	100.0	0-0	0.0	0-2-2	1-0	1	1	0	2	7
11.17	at ECU	*	33	0-5	0.0	0-4	0.0	2-2	100.0	0-4-4	2-0	6	8	0	1	2
11.24	Fordham	*	23	0-5	0.0	0-1	0.0	0-0	0.0	1-2-3	0-0	2	0	0	1	0
11.27	vs. Boston College	*	9	1-2	50.0	0-0	0.0	0-0	0.0	0-0-0	3-0	3	1	0	1	2
11.29	vs. Tulane	*	17	2-5	40.0	1-2	50.0	0-0	0.0	0-0-0	3-0	2	0	1	0	5
12.04	at Kentucky	*	20	1-2	50.0	0-0	0.0	1-1	100.0	2-1-3	3-0	4	3	0	0	3
12.17	Delaware	*	18	0-4	0.0	0-0	0.0	2-2	100.0	0-2-2	0-0	1	0	0	1	2
12.21	at Davidson	*	37	4-8	50.0	0-0	0.0	9-10	90.0	0-3-3	2-0	1	0	0	0	17
12.28	Maryland-Eastern Shore	*	33	5-6	83.3	1-1	100.0	1-1	100.0	0-2-2	2-0	6	3	0	1	12
01.02	at UAB	*	34	5-14	35.7	0-0	0.0	2-2	100.0	1-1-2	2-0	4	4	0	1	12
01.04	at Middle Tennessee	*	34	1-3	33.3	0-1	0.0	1-2	50.0	0-2-2	1-0	2	4	0	0	3
01.11	at Old Dominion															
01.16	Marshall															
01.18	WKU															
01.23	at Florida Atlantic															
01.25	at FIU															
01.30	Louisiana Tech															
02.01	Southern Miss															
02.06	at UTEP															
02.08	at UTSA															
02.13	North Texas															
02.15	Rice															
02.20	Old Dominion															
02.22	at Southern Miss*															
02.29	FIU*															
03.05	at WKU*															
03.07	Middle Tennessee*															

Miscellaneous	Season	Career
Double-digit scoring games	3	4
20-point games	0	1
10-rebound games	0	0
Led CLT in scoring	1	2
Led CLT in rebounding	0	0
Double-doubles	0	0

## CAREER STATISTICS

YEAR	GP-GS	Mins.-Avg	FG-FGA	Pct	3FG-FGA	Pct	FT-FTA	Pct	Off-Def-Total	Avg.	PF-FO	Ast	TO	Blk	Stl	Pts.-Avg.
2018-19	31-5	523-16.9	27-82	.329	5-24	.208	23-38	.605	6-33--39	1.3	23-0	56	39	4	13	82-2.6
2019-20	13-13	340-26.2	23-66	.348	3-12	.250	18-20	.900	4-21--25	1.9	22-0	37	32	2	10	67-5.2
CAREER	44-18	863-19.6	50-148	.338	8-36	.222	41-58	.707	10-54-64	1.5	45-0	93	71	6	23	149-3.4



# SIERRA McCULLOUGH

**FORWARD • 6-2 • FRESHMAN**

**OPELIKA, ALA./SOUTH POINTE (S.C.) HS**

## SEASON SUPERLATIVES

<b>Points</b>			
Season	5	Richmond	11.09.19
<b>Rebounds</b>			
Season	4	Gardner-Webb	11.05.19
<b>Field Goals Made</b>			
Season	2	at Kentucky	12.04.19
<b>Field Goals Attempted</b>			
Season	4	Gardner-Webb	11.05.19
<b>3-Point Field Goals Made</b>			
Season	0		
<b>3-Point Field Goals Attempted</b>			
Season	0		
<b>Free Throws Made</b>			
Season	3	Richmond	11.09.19
<b>Free Throws Attempted</b>			
Season	5	Richmond	11.09.19
<b>Assists</b>			
Season	1	at Kentucky	12.04.19
<b>Blocks</b>			
Season	0		
<b>Steals</b>			
Season	1	2x, last: at Wake Forest	11.15.19
<b>Minutes</b>			
Season	14	Richmond	11.09.19
<b>CAREER SUPERLATIVES</b>			
<b>Points</b>			
Career	5	Richmond	11.09.19
<b>Rebounds</b>			
Career	4	Gardner-Webb	11.05.19
<b>Field Goals Made</b>			
Career	2	at Kentucky	12.04.19
<b>Field Goals Attempted</b>			
Career	4	Gardner-Webb	11.05.19
<b>3-Point Field Goals Made</b>			
Career	0		
<b>3-Point Field Goals Attempted</b>			
Career	0		
<b>Free Throws Made</b>			
Career	3	Richmond	11.09.19
<b>Free Throws Attempted</b>			
Career	5	Richmond	11.09.19
<b>Assists</b>			
Career	1	at Kentucky	12.04.19
<b>Blocks</b>			
Career	0		
<b>Steals</b>			
Career	1	2x, last: at Wake Forest	11.15.19
<b>Minutes</b>			
Career	14	Richmond	11.09.19

## 2019-20 GAME-BY-GAME

DATE	OPPONENT	START	MIN.	FGM-FGA	PCT.	3FGM-3FGA	PCT.	FTM-FTA	PCT.	O-D--T	PF-FO	A	TO	B	S	PTS.
11.05	Gardner-Webb		7	1-4	25.0	0-0	0.0	0-0	0.0	2-2-4	5-1	0	2	0	0	2
11.09	Richmond		14	1-2	50.0	0-0	0.0	3-5	60.0	2-1-3	3-0	0	0	0	1	5
11.15	at Wake Forest		7	0-0	0.0	0-0	0.0	1-2	50.0	0-0-0	2-0	0	0	0	1	1
11.17	at ECU									DID NOT PLAY						
11.24	Fordham		6	0-0	0.0	0-0	0.0	0-0	0.0	0-0-0	1-0	0	0	0	0	0
11.27	vs. Boston College		2	1-1	100.0	0-0	0.0	0-0	0.0	0-0-0	1-0	0	0	0	0	2
11.29	vs. Tulane		5	1-1	100.0	0-0	0.0	0-0	0.0	1-0-1	3-0	0	0	0	0	2
12.04	at Kentucky		8	2-3	66.7	0-0	0.0	0-0	0.0	0-2-2	3-0	1	1	0	0	4
12.17	Delaware		5	0-1	0.0	0-0	0.0	0-0	0.0	0-3-3	1-0	0	1	0	0	0
12.21	at Davidson									DID NOT PLAY						
12.28	Maryland-Eastern Shore		1	0-0	0.0	0-0	0.0	0-0	0.0	0-0-0	0-0	0	1	0	0	0
01.02	at UAB									DID NOT PLAY						
01.04	at Middle Tennessee									DID NOT PLAY						
01.11	at Old Dominion									DID NOT PLAY						
01.16	Marshall									DID NOT PLAY						
01.18	WKU									DID NOT PLAY						
01.23	at Florida Atlantic									DID NOT PLAY						
01.25	at FIU									DID NOT PLAY						
01.30	Louisiana Tech									DID NOT PLAY						
02.01	Southern Miss									DID NOT PLAY						
02.06	at UTEP									DID NOT PLAY						
02.08	at UTSA									DID NOT PLAY						
02.13	North Texas									DID NOT PLAY						
02.15	Rice									DID NOT PLAY						
02.20	Old Dominion									DID NOT PLAY						
02.22	at Southern Miss*									DID NOT PLAY						
02.29	FIU*									DID NOT PLAY						
03.05	at WKU*									DID NOT PLAY						
03.07	Middle Tennessee*									DID NOT PLAY						

Miscellaneous	Season	Career
Double-digit scoring games	0	0
20-point games	0	0
10-rebound games	0	0
Led CLT in scoring	0	0
Led CLT in rebounding	0	0
Double-doubles	0	0

## CAREER STATISTICS

YEAR	GP-GS	Mins.-Avg	FG-FGA	Pct	3FG-FGA	Pct	FT-FTA	Pct	Off-Def-Total	Avg.	PF-FO	Ast	TO	Blk	Stl	Pts.-Avg.
2019-20	9-0	55-6.1	6-12	.500	0-0	.000	4-7	.571	5-8-13	1.4	19-1	1	5	1	2	16-1.8
CAREER	9-0	55-6.1	6-12	.500	0-0	.000	4-7	.571	5-8-13	1.4	19-1	1	5	1	2	16-1.8





# LAUREN HARLEY

**GUARD • 5-10 • SENIOR**

**COLUMBIA, S.C./BLYTHEWOOD HS**

## SEASON SUPERLATIVES

**Points**  
Season 5 Delaware 12.17.19

**Rebounds**  
Season 7 at Middle Tennessee 01.04.20

**Field Goals Made**  
Season 2 4x, last: at Middle Tennessee 01.04.20

**Field Goals Attempted**  
Season 8 at Middle Tennessee 01.04.20

**3-Point Field Goals Made**  
Season 0

**3-Point Field Goals Attempted**  
Season 0

**Free Throws Made**  
Season 4 at Davidson 12.21.19

**Free Throws Attempted**  
Season 6 at Davidson 12.21.19

**Assists**  
Season 4 Delaware 12.17.19

**Blocks**  
Season 2 at Middle Tennessee 01.04.20

**Steals**  
Season 3 at Davidson 12.21.19

**Minutes**  
Season 21 at Middle Tennessee 01.04.20

## CAREER SUPERLATIVES

**Points**  
Career 10 2x, last: Bethune-Cookman 12.28.18

**Rebounds**  
Career 10 at Mercer 12.08.18

**Field Goals Made**  
Career 5 2x, last: Bethune-Cookman 12.28.18

**Field Goals Attempted**  
Career 9 Bethune-Cookman 12.28.18

**3-Point Field Goals Made**  
Career 0

**3-Point Field Goals Attempted**  
Career 1 at WKU 01.03.19

**Free Throws Made**  
Career 4 3x, last: at Davidson 12.21.19

**Free Throws Attempted**  
Career 6 3x, last: at Davidson 12.21.19

**Assists**  
Career 4 Delaware 12.17.19

**Blocks**  
Career 4 at WKU 02.23.18

**Steals**  
Career 3 2x, last: at Davidson 12.21.19

**Minutes**  
Career 33 Bethune-Cookman 12.28.18

## 2019-20 GAME-BY-GAME

DATE	OPPONENT	START	MIN.	FGM-FGA	PCT.	3FGM-3FGA	PCT.	FTM-FTA	PCT.	O-D--T	PF-FO	A	TO	B	S	PTS.
11.05	Gardner-Webb		7	0-0	0.0	0-0	0.0	0-0	0.0	0-2--2	1-0	0	1	0	0	0
11.09	Richmond		7	1-1	100.0	0-0	0.0	0-0	0.0	1-0--1	1-0	0	0	1	1	2
11.15	at Wake Forest															
11.17	at ECU															
11.24	Fordham		15	1-2	50.0	0-0	0.0	0-0	0.0	0-1--1	2-0	0	0	0	0	2
11.27	vs. Boston College		10	1-2	50.0	0-0	0.0	0-0	0.0	2-1--3	1-0	0	2	0	0	2
11.29	vs. Tulane		2	0-0	0.0	0-0	0.0	0-0	0.0	0-0--0	0-0	0	0	0	0	0
12.04	at Kentucky		19	2-3	66.7	0-0	0.0	0-0	0.0	0-3--3	1-0	1	2	0	1	4
12.17	Delaware		20	2-5	40.0	0-0	0.0	1-4	25.0	0-3--3	1-0	4	1	1	2	5
12.21	at Davidson		14	0-1	0.0	0-0	0.0	4-6	66.7	1-4--5	2-0	1	4	1	3	4
12.28	Maryland-Eastern Shore		10	2-3	66.7	0-0	0.0	0-0	0.0	1-2--3	0-0	0	0	0	2	4
01.02	at UAB		6	0-1	0.0	0-0	0.0	0-0	0.0	0-0--0	2-0	0	0	0	0	0
01.04	at Middle Tennessee		21	2-8	25.0	0-0	0.0	0-1	0.0	5-2--7	3-0	1	1	2	0	4
01.11	at Old Dominion															
01.16	Marshall															
01.18	WKU															
01.23	at Florida Atlantic															
01.25	at FIU															
01.30	Louisiana Tech															
02.01	Southern Miss															
02.06	at UTEP															
02.08	at UTSA															
02.13	North Texas															
02.15	Rice															
02.20	Old Dominion															
02.22	at Southern Miss*															
02.29	FIU*															
03.05	at WKU*															
03.07	Middle Tennessee*															

Miscellaneous	Season	Career
Double-digit scoring games	0	2
20-point games	0	0
10-rebound games	0	0
Led CLT in scoring	0	0
Led CLT in rebounding	0	5
Double-doubles	0	0

YEAR	GP-GS	Mins.-Avg	FG-FGA	Pct	3FG-FGA	Pct	FT-FTA	Pct	Off-Def--Total	Avg.	PF-FO	Ast	TO	Blk	Stl	Pts.-Avg.
2016-17	24-0	152-6.3	4-19	.211	0-0	.000	8-17	.471	16-19--35	1.5	15-0	10	8	2	7	16-0.7
2017-18	22-2	262-11.9	24-53	.453	0-0	.000	14-20	.700	23-38--61	2.8	22-0	5	21	6	7	62-2.8
2018-19	29-9	532-18.3	34-77	.442	0-1	.000	8-19	.421	42-75--117	4.0	40-1	19	24	13	13	76-2.6
2019-20	11-0	131-11.9	11-26	.423	0-0	.000	5-11	.455	10-18--28	2.5	14-0	7	11	5	9	27-2.5
<b>CAREER</b>	<b>86-11</b>	<b>1077-12.5</b>	<b>73-175</b>	<b>.417</b>	<b>0-1</b>	<b>.000</b>	<b>35-67</b>	<b>.522</b>	<b>91-150--241</b>	<b>2.8</b>	<b>91-1</b>	<b>40</b>	<b>64</b>	<b>26</b>	<b>36</b>	<b>181-2.1</b>



# DARA PEARSON

**FORWARD • 6-3 • REDSHIRT JUNIOR**  
**HAMPTON, VA./HAMPTON HS**

## SEASON SUPERLATIVES

<b>Points</b>	Season 12	Delaware	12.17.19
<b>Rebounds</b>	Season 10	at Davidson	12.21.19
<b>Field Goals Made</b>	Season 5	Delaware	12.17.19
<b>Field Goals Attempted</b>	Season 6	Delaware	12.17.19
<b>3-Point Field Goals Made</b>	Season 0		
<b>3-Point Field Goals Attempted</b>	Season 0		
<b>Free Throws Made</b>	Season 2	2x, last: at UAB	01.02.20
<b>Free Throws Attempted</b>	Season 5	Maryland-Eastern Shore	12.28.19
<b>Assists</b>	Season 2	Gardner-Webb	11.05.19
<b>Blocks</b>	Season 3	at UAB	01.02.20
<b>Steals</b>	Season 4	vs. Boston College	11.27.19
<b>Minutes</b>	Season 34	at Davidson	12.21.19

## CAREER SUPERLATIVES

<b>Points</b>	Career 14	at Southern Miss	01.25.18
<b>Rebounds</b>	Career 19	at Arkansas	12.07.17
<b>Field Goals Made</b>	Career 6	2x, last: Old Dominion	03.01.18
<b>Field Goals Attempted</b>	Career 10	at Arkansas	12.07.17
<b>3-Point Field Goals Made</b>	Career 0		
<b>3-Point Field Goals Attempted</b>	Career 1	at Wisconsin	11.12.17
<b>Free Throws Made</b>	Career 6	Davidson	12.21.16
<b>Free Throws Attempted</b>	Career 7	Davidson	12.21.16
<b>Assists</b>	Career 2	2x, last: Gardner-Webb	11.05.19
<b>Blocks</b>	Career 3	4x, last: at UAB	01.02.20
<b>Steals</b>	Career 4	vs. Boston College	11.27.19
<b>Minutes</b>	Career 45	at Southern Miss	01.25.18

## 2019-20 GAME-BY-GAME

DATE	OPPONENT	START	MIN.	FGM-FGA	PCT.	3FGM-3FGA	PCT.	FTM-FTA	PCT.	O-D--T	PF-FO	A	TO	B	S	PTS.
11.05	Gardner-Webb	*	13	1-1	100.0	0-0	0.0	0-0	0.0	2-3-5	4-0	2	1	0	0	2
11.09	Richmond	*	10	0-0	0.0	0-0	0.0	0-0	0.0	0-2-2	0-0	1	1	1	0	0
11.15	at Wake Forest	*	5	0-0	0.0	0-0	0.0	0-0	0.0	0-0-0	3-0	0	0	0	0	0
11.17	at ECU	*	16	0-1	0.0	0-0	0.0	0-0	0.0	1-3-4	2-0	0	1	1	0	0
11.24	Fordham	*	15	0-2	0.0	0-0	0.0	0-0	0.0	4-0-4	2-0	0	1	0	0	0
11.27	vs. Boston College	*	26	2-3	66.7	0-0	0.0	0-2	0.0	2-3-5	3-0	0	0	1	4	4
11.29	vs. Tulane	*	16	0-0	0.0	0-0	0.0	0-0	0.0	1-2-3	0-0	0	0	0	0	0
12.04	at Kentucky	*	10	0-0	0.0	0-0	0.0	0-0	0.0	1-0-1	1-0	1	0	1	0	0
12.17	Delaware	*	28	5-6	83.3	0-0	0.0	2-3	66.7	2-4-6	3-0	0	0	1	1	12
12.21	at Davidson	*	34	3-4	75.0	0-0	0.0	0-1	0.0	3-7-10	2-0	0	1	1	0	6
12.28	Maryland-Eastern Shore	*	15	2-2	100.0	0-0	0.0	1-5	20.0	3-2-5	1-0	1	0	1	0	5
01.02	at UAB	*	24	3-4	75.0	0-0	0.0	2-3	66.7	4-3-7	3-0	0	1	3	0	8
01.04	at Middle Tennessee	*	9	0-0	0.0	0-0	0.0	0-2	0.0	1-1-2	0-0	0	0	1	0	0
01.11	at Old Dominion															
01.16	Marshall															
01.18	WKU															
01.23	at Florida Atlantic															
01.25	at FIU															
01.30	Louisiana Tech															
02.01	Southern Miss															
02.06	at UTEP															
02.08	at UTSA															
02.13	North Texas															
02.15	Rice															
02.20	Old Dominion															
02.22	at Southern Miss*															
02.29	FIU*															
03.05	at WKU*															
03.07	Middle Tennessee*															

Miscellaneous	Season	Career
Double-digit scoring games	1	9
20-point games	0	0
10-rebound games	1	15
Led CLT in scoring	0	1
Led CLT in rebounding	1	17
Double-doubles	0	6

## CAREER STATISTICS

YEAR	GP-GS	Mins.-Avg	FG-FGA	Pct	3FG-FGA	Pct	FT-FTA	Pct	Off-Def--Total	Avg.	PF-FO	Ast	TO	Blk	Stl	Pts.-Avg.
2015-16	30-0	332-11.1	32-76	.421	0-0	.000	13-29	.448	31-39-70	2.3	25-0	3	16	18	12	77-2.6
2016-17	30-0	932-31.1	77-161	.478	0-1	.000	41-69	.594	90-167--257	8.6	48-1	8	31	27	25	195-6.5
2017-18	9-3	106-11.8	5-9	.556	0-0	.000	3-6	.500	5-20--25	2.8	11-0	0	9	4	3	13-1.4
2019-20	13-13	221-17.0	16-23	.696	0-0	.000	5-16	.313	24-30-54	4.2	24-0	5	6	11	5	37-2.8
CAREER	82-45	1591-19.4	130-269	.483	0-1	.000	62-120	.517	150-256--406	5.0	108-1	16	62	60	35	322-3.9



# JAZMIN HARRIS

**CENTER • 6-3 • SOPHOMORE**

**GREENSBORO, N.C./EASTERN GUILFORD HS**

## SEASON SUPERLATIVES

<b>Points</b>	Season 15	Gardner-Webb	11.05.19
<b>Rebounds</b>	Season 8	at ECU	11.17.19
<b>Field Goals Made</b>	Season 7	2x, last: at Middle Tennessee	01.04.20
<b>Field Goals Attempted</b>	Season 13	at Middle Tennessee	01.04.20
<b>3-Point Field Goals Made</b>	Season 0		
<b>3-Point Field Goals Attempted</b>	Season 0		
<b>Free Throws Made</b>	Season 7	Maryland-Eastern Shore	12.28.19
<b>Free Throws Attempted</b>	Season 8	Maryland-Eastern Shore	12.28.19
<b>Assists</b>	Season 1	at Wake Forest	11.15.19
<b>Blocks</b>	Season 2	2x, last: at UAB	01.02.20
<b>Steals</b>	Season 0		
<b>Minutes</b>	Season 21	at Middle Tennessee	01.04.20
<b>CAREER SUPERLATIVES</b>			
<b>Points</b>	Career 20	at Fordham	11.18.18
<b>Rebounds</b>	Career 10	2x, last: at FIU	03.02.19
<b>Field Goals Made</b>	Career 10	at Fordham	11.18.18
<b>Field Goals Attempted</b>	Career 16	FIU	01.10.19
<b>3-Point Field Goals Made</b>	Career 0		
<b>3-Point Field Goals Attempted</b>	Career 0		
<b>Free Throws Made</b>	Career 7	Maryland-Eastern Shore	12.28.19
<b>Free Throws Attempted</b>	Career 8	Maryland-Eastern Shore	12.28.19
<b>Assists</b>	Career 1	2x, last: at Wake Forest	11.15.19
<b>Blocks</b>	Career 3	3x, last: Bethune-Cookman	12.28.18
<b>Steals</b>	Career 2	3x, last: UAB	02.09.19
<b>Minutes</b>	Career 28	UTSA	01.24.19

## 2019-20 GAME-BY-GAME

DATE	OPPONENT	START	MINS.	FGM-FGA	PCT.	3FGM-3FGA	PCT.	FTM-FTA	PCT.	O-D--T	PF-FO	A	TO	B	S	PTS.
11.05	Gardner-Webb		16	7-11	63.6	0-0	0.0	1-2	50.0	1-3--4	2-0	0	1	1	0	15
11.09	Richmond		13	4-6	66.7	0-0	0.0	1-2	50.0	0-2--2	1-0	0	1	1	0	9
11.15	at Wake Forest		13	2-3	66.7	0-0	0.0	0-0	0.0	1-1--2	1-0	1	0	0	0	4
11.17	at ECU		18	4-6	66.7	0-0	0.0	2-2	100.0	3-5--8	1-0	0	1	1	0	10
11.24	Fordham		16	2-11	18.2	0-0	0.0	0-0	0.0	2-1--3	2-0	0	1	0	0	4
11.27	vs. Boston College		11	2-4	50.0	0-0	0.0	2-2	100.0	1-3--4	3-0	0	0	0	0	6
11.29	vs. Tulane		6	1-2	50.0	0-0	0.0	0-0	0.0	2-2--4	1-0	0	1	1	0	2
12.04	at Kentucky		15	4-10	40.0	0-0	0.0	0-0	0.0	0-5--5	0-0	0	0	0	0	8
12.17	Delaware															
DID NOT PLAY																
12.21	at Davidson		5	0-0	0.0	0-0	0.0	0-0	0.0	0-1--1	1-0	0	0	0	0	0
12.28	Maryland-Eastern Shore		18	2-6	33.3	0-0	0.0	7-8	87.5	3-4--7	2-0	0	2	2	0	11
01.02	at UAB		17	4-7	57.1	0-0	0.0	1-2	50.0	1-6--7	1-0	0	1	2	0	9
01.04	at Middle Tennessee		21	7-13	53.8	0-0	0.0	0-0	0.0	1-6--7	2-0	0	3	0	0	14
01.11	at Old Dominion															
01.16	Marshall															
01.18	WKU															
01.23	at Florida Atlantic															
01.25	at FIU															
01.30	Louisiana Tech															
02.01	Southern Miss															
02.06	at UTPE															
02.08	at UTSA															
02.13	North Texas															
02.15	Rice															
02.20	Old Dominion															
02.22	at Southern Miss*															
02.29	FIU*															
03.05	at WKU*															
03.07	Middle Tennessee*															

Miscellaneous	Season	Career
Double-digit scoring games	4	15
20-point games	0	1
10-rebound games	0	2
Led CLT in scoring	1	4
Led CLT in rebounding	0	4
Double-doubles	0	0

## CAREER STATISTICS

YEAR	GP-GS	Mins.-Avg	FG-FGA	Pct	3FG-FGA	Pct	FT-FTA	Pct	Off-Def--Total	Avg.	PF-FO	Ast	TO	Blk	Stl	Pts.-Avg.
2018-19	30-25	492-16.4	99-208	.476	0-0	.000	20-35	.571	47-83--130	4.3	51-1	1	27	27	15	218-7.3
2019-20	12-0	169-14.1	39-79	.494	0-0	.000	14-18	.778	15-39--54	4.5	17-0	1	11	8	0	92-7.7
<b>CAREER</b>	<b>42-25</b>	<b>661-15.7</b>	<b>138-291</b>	<b>.474</b>	<b>0-0</b>	<b>.000</b>	<b>34-53</b>	<b>.642</b>	<b>62-122--184</b>	<b>4.4</b>	<b>68-1</b>	<b>2</b>	<b>38</b>	<b>35</b>	<b>15</b>	<b>310-7.4</b>





2019-20 Charlotte Women's Basketball  
 Charlotte Combined Team Statistics (as of Jan 04, 2020)  
 All games



RECORD:	OVERALL	HOME	AWAY	NEUTRAL
ALL GAMES	10-3	4-1	4-2	2-0
CONFERENCE	1-1	0-0	1-1	0-0
NON-CONFERENCE	9-2	4-1	3-1	2-0

#	Player	gp-gs	min	avg	Total		3-Point		F-Throw		Rebounds				pf	dq	a	to	blk	stl	pts	avg								
					fg-fga	fg%	3fg-fga	3fg%	ft-fta	ft%	off	def	tot	avg																
05	Jade Phillips	13-13	414	31.8	85-175	.486	10-33	.303	22-29	.759	40	93	133	10.2	25	0	24	31	7	16	202	15.5								
03	Mariah Linney	13-13	434	33.4	48-147	.327	28-92	.304	25-36	.694	18	30	48	3.7	21	0	43	32	4	18	149	11.5								
01	Christian Hithe	13-13	356	27.4	44-98	.449	10-24	.417	28-30	.933	22	32	54	4.2	28	1	35	37	2	15	126	9.7								
40	Jazmin Harris	12-0	169	14.1	39-79	.494	0-0	.000	14-18	.778	15	39	54	4.5	17	0	1	11	8	0	92	7.7								
13	Octavia Jett-Wilson	12-0	241	20.1	30-69	.435	7-17	.412	19-26	.731	8	19	27	2.3	13	0	12	17	3	7	86	7.2								
15	Jada McMillian	13-13	340	26.2	23-66	.348	3-12	.250	18-20	.900	4	21	25	1.9	22	0	37	32	2	10	67	5.2								
34	Dara Pearson	13-13	221	17.0	16-23	.696	0-0	.000	5-16	.313	24	30	54	4.2	24	0	5	6	11	5	37	2.8								
14	Maddie Moore	12-0	133	11.1	13-33	.394	0-3	.000	7-17	.412	9	18	27	2.3	21	1	4	7	3	3	33	2.8								
22	Lauren Harley	11-0	131	11.9	11-26	.423	0-0	.000	5-11	.455	10	18	28	2.5	14	0	7	11	5	9	27	2.5								
02	Cali Konek	12-0	83	6.9	8-30	.267	8-27	.296	1-2	.500	1	4	5	0.4	8	0	2	4	0	0	25	2.1								
20	Sierra McCullough	9-0	55	6.1	6-12	.500	0-0	.000	4-7	.571	5	8	13	1.4	19	1	1	5	1	2	16	1.8								
11	Rinnah Green	5-0	23	4.6	1-5	.200	0-2	.000	2-4	.500	0	3	3	0.6	4	0	1	4	0	2	4	0.8								
Team											16	36	52												5					
Total.....		13	2600	324-763		.425	66-210	.314	150-216	.694	172	351	523	40.2	216	3	172	202	46	87	864	66.5								
Opponents.....		13	2600	300-780		.385	85-250	.340	144-215	.670	167	298	465	35.8	217	2	153	178	17	94	829	63.8								

TEAM STATISTICS	CLT	OPP	Date	Opponent	Score	Att.
SCORING	864	829	11/05/19	GARDNER-WEBB	w 74-49	761
Points per game	66.5	63.8	11/09/19	RICHMOND	w 78-59	692
Scoring margin	+2.7	-	11/15/19	at Wake Forest	w 77-65	697
FIELD GOALS-ATT	324-763	300-780	11/17/19	at ECU	w 59-47	847
Field goal pct	.425	.385	11/24/19	FORDHAM	L 51-76	888
3 POINT FG-ATT	66-210	85-250	# 11/27/19	vs Boston College	w 84-68	161
3-point FG pct	.314	.340	# 11/29/19	vs Tulane	w 60-56	100
3-pt FG made per game	5.1	6.5	12/04/19	at No. 15/14 Kentucky	L 39-86	4646
FREE THROWS-ATT	150-216	144-215	12/17/19	DELAWARE	w 61-57	8015
Free throw pct	.694	.670	12/21/19	at Davidson	w 75-64	713
F-Throws made per game	11.5	11.1	12/28/19	MARYLAND-EASTERN SHORE	w 64-44	575
REBOUNDS	523	465	* 01/02/20	at UAB	w 83-75	310
Rebounds per game	40.2	35.8	* 01/04/20	at Middle Tennessee	L 59-83	3925
Rebounding margin	+4.5	-	# - Puerto Rico Clasico (San Juan, Puerto Rico)			
ASSISTS	172	153	* - Conference USA game			
Assists per game	13.2	11.8				
TURNOVERS	202	178				
Turnovers per game	15.5	13.7				
Turnover margin	-1.8	-				
Assist/turnover ratio	0.9	0.9				
STEALS	87	94				
Steals per game	6.7	7.2				
BLOCKS	46	17				
Blocks per game	3.5	1.3				
ATTENDANCE	10931	11399				
Home games-Avg/Game	5-2186	6-1856				
Neutral site-Avg/Game	-	2-130				

Score by Periods	1st	2nd	3rd	4th	Totals
Charlotte	190	211	223	240	864
Opponents	215	211	184	219	829



2019-20 Charlotte Women's Basketball  
 Charlotte Combined Team Statistics (as of Jan 04, 2020)  
 Conference games only



RECORD:	OVERALL	HOME	AWAY	NEUTRAL
ALL GAMES	1-1	0-0	1-1	0-0
CONFERENCE	1-1	0-0	1-1	0-0
NON-CONFERENCE	0-0	0-0	0-0	0-0

#	Player	gp-gs	min	avg	Total		3-Point		F-Throw		Rebounds				pf	dq	a	to	blk	stl	pts	avg
					fg-fga	fg%	3fg-fga	3fg%	ft-fta	ft%	off	def	tot	avg								
05	Jade Phillips	2-2	61	30.5	13-25	.520	6-9	.667	4-6	.667	10	16	26	13.0	5	0	1	3	0	0	36	18.0
01	Christian Hithe	2-2	71	35.5	14-29	.483	5-8	.625	3-4	.750	2	10	12	6.0	7	0	8	5	0	3	36	18.0
40	Jazmin Harris	2-0	38	19.0	11-20	.550	0-0	.000	1-2	.500	2	12	14	7.0	3	0	0	4	2	0	23	11.5
03	Mariah Linney	2-2	72	36.0	6-15	.400	5-11	.455	0-0	.000	1	5	6	3.0	3	0	8	4	0	2	17	8.5
15	Jada McMillian	2-2	68	34.0	6-17	.353	0-1	.000	3-4	.750	1	3	4	2.0	3	0	6	8	0	1	15	7.5
34	Dara Pearson	2-2	33	16.5	3-4	.750	0-0	.000	2-5	.400	5	4	9	4.5	3	0	0	1	4	0	8	4.0
14	Maddie Moore	1-0	11	11.0	1-2	.500	0-1	.000	0-0	.000	0	0	0	0.0	1	0	0	0	0	0	2	2.0
22	Lauren Harley	2-0	27	13.5	2-9	.222	0-0	.000	0-1	.000	5	2	7	3.5	5	0	1	1	2	0	4	2.0
13	Octavia Jett-Wilson	1-0	13	13.0	0-3	.000	0-0	.000	1-2	.500	0	0	0	0.0	2	0	1	1	0	1	1	1.0
02	Cali Konek	1-0	6	6.0	0-2	.000	0-2	.000	0-0	.000	0	0	0	0.0	2	0	0	1	0	0	0	0.0
Team											0	2	2									
Total.....		2	400		56-126	.444	16-32	.500	14-24	.583	26	54	80	40.0	34	0	25	28	8	7	142	71.0
Opponents.....		2	400		61-127	.480	14-35	.400	22-30	.733	19	50	69	34.5	27	0	31	17	4	17	158	79.0

TEAM STATISTICS	CLT	OPP	Date	Opponent	Score	Att.
SCORING	142	158	* 01/02/20	at UAB	w 83-75	310
Points per game	71.0	79.0	* 01/04/20	at Middle Tennessee	L 59-83	3925
Scoring margin	-8.0	-	# - Puerto Rico Clasico (San Juan, Puerto Rico)			
FIELD GOALS-ATT	56-126	61-127	* - Conference USA game			
Field goal pct	.444	.480				
3 POINT FG-ATT	16-32	14-35				
3-point FG pct	.500	.400				
3-pt FG made per game	8.0	7.0				
FREE THROWS-ATT	14-24	22-30				
Free throw pct	.583	.733				
F-Throws made per game	7.0	11.0				
REBOUNDS	80	69				
Rebounds per game	40.0	34.5				
Rebounding margin	+5.5	-				
ASSISTS	25	31				
Assists per game	12.5	15.5				
TURNOVERS	28	17				
Turnovers per game	14.0	8.5				
Turnover margin	-5.5	-				
Assist/turnover ratio	0.9	1.8				
STEALS	7	17				
Steals per game	3.5	8.5				
BLOCKS	8	4				
Blocks per game	4.0	2.0				
ATTENDANCE	0	4235				
Home games-Avg/Game	0-0	2-2118				
Neutral site-Avg/Game	-	0-0				

Score by Periods	1st	2nd	3rd	4th	Totals
Charlotte	30	38	35	39	142
Opponents	42	37	41	38	158