



# DEMON DEACONS FOOTBALL



5 CONSECUTIVE BOWL GAMES » 2 ACC CHAMPIONSHIPS » 4 ACC PLAYER OF THE YEAR WINNERS » 28 ALL-AMERICANS » 140 NFL DRAFT PICKS

## GAME 1

### WAKE FOREST DEMON DEACONS

4-5 | 3-4 ACC (2020)

**Head Coach:** Dave Clawson  
**Record at Wake Forest:** 40-45 (.471) / 8th year  
**Career Record:** 130-125 / 22nd year  
**Last Game:** L, 28-42 vs Wisconsin (Duke's Mayo Bowl)

VS

### OLD DOMINION MONARCHS

1-11 | 0-8 C-USA (2019)

**Head Coach:** Ricky Rahne  
**Record at Old Dominion:** 0-0 (.000) / 2nd year  
**Career Record:** 0-0 / 2nd year  
**Last Game:** L, 22-38 vs Charlotte (Nov. 30, 2019)

SEPTEMBER 3, 2021 // 7 PM ET // ACC NETWORK // TRUIST STADIUM AT WAKE FOREST // WINSTON-SALEM, N.C.

#### QUICK COMPARISON (Stats)



<b>36.0</b> (19/3)	Points/Game	(129/14)	<b>16.3</b>
<b>32.8</b> (91/12)	Points Allowed/Game	(79/9)	<b>29.8</b>
<b>163.0</b> (63/7)	Rush Yards/Game	(124/14)	<b>97.3</b>
<b>183.3</b> (87/11)	Rush Yards Allowed/Game	(55/7)	<b>147.6</b>
<b>281.4</b> (26/4)	Pass Yards/Game	(112/13)	<b>176.4</b>
<b>252.3</b> (91/10)	Pass Yards Allowed/Game	(61/6)	<b>223.5</b>
<b>444.4</b> (28/4)	Total Offense/Game	(128/14)	<b>273.8</b>
<b>435.7</b> (90/9)	Total Defense/Game	(46/4)	<b>371.1</b>

(National Ranking/Conference Ranking)

Old Dominion stats/ranks from 2019 season



## KEY STORYLINES

### RACK IT UP ROBERSON

- **FOUR IN A ROW:** Redshirt junior wide receiver **Jaquarii Roberson** became the first Wake Forest player since Chris Givens in 2011 to have back-to-back-to-back-to-back 100-plus yard receiving games. Most recently, he had a eight-catch, 131-yard performance against Wisconsin. It also marked the fourth consecutive game the Murfreesboro, N.C. native found the endzone, scoring three touchdowns on his first three targets and receptions of the game.
- **THE ACC'S BEST:** At the end of the 2020 season, Roberson ranked first in the ACC in reception yardage per game, posting a 102.9 yard average and first in receptions per game with 6.9 in nine games last season. Despite having just nine games this season he also ranked second in receiving TDs (8), third in total yardage (926) and third in total receptions (62) in the ACC.
- **NAME IN THE RECORD BOOKS:** The second team PFF All-American member finished the 2020 season with a record season, breaking the Wake Forest receiving yards per game average (102.9 yd/g) while also finishing in the top-10 in program history for single-season receiving yards (10th; 926 yds) and receiving touchdowns (10th; 8 TDs).

### CLAWSON ERA HOME OPENERS

- **DEACS SEASON OPENERS:** Over the last decade, Wake Forest is 7-3 in season openers including a 5-2 record in head coach Dave Clawson's tenure. Additionally, The Deacs hold a mark of 6-1 in home openers in the Clawson era.
- **SEPTEMBER STRONG:** Since the start of the 2016 season, Wake Forest holds a record of 13-5 in September. This includes six of seven seasons in the Dave Clawson era with multiple wins in the month, the most recent coming in 2019 when the Deacs went a perfect 4-0 en route to a 7-1 start to the season while ranking as high as No. 19 nationally.

### QB1 CLIMBING THE CHARTS

- **NOT TURNING IT OVER:** After starting the season with 219 consecutive passes without an interception, Hartman had his program-record streak of 258 consecutive passes without an interception come to an end at Louisville in the final regular season game of the 2020 season. His streak ranked fifth in ACC history. He has been one of the most efficient QBs in Demon Deacon history with a 132.77 pass efficiency rating, third in program history.
- **MOVING INTO THE TOP 10:** Hartman heads into his redshirt sophomore season ranked eighth in program history with 5,038 yards in his career and a 3,000-yard season would move him firmly into the top five in Wake Forest history. He also ranks in the top 10 in attempts, completions and touchdowns.
- **ELITE DEACON COMPANY:** The Charlotte, N.C. native entered rare air after his 429-yard and four-touchdown performance at North Carolina in November. He is just one of three QBs in Wake Forest history with multiple four-plus touchdown games (John Wolford, Riley Skinner) and one of three with multiple 375-plus yard games (Wolford, Rusty LaRue).

### KICKING INTO HISTORY

- **Nick Sciba** is on his way to becoming the most accurate kicker in NCAA history. Through three seasons, he is 57-of-64 (.891), the best mark for any kicker in ACC history (min. 50 attempts).

#### NCAA Career Field Goal Percentage (min. 50 attempts)

1. Brett Baer (2009-12)	ULL	90.0
2. Alex Henery (2007-10)	NEB	89.5
3. <b>Nick Sciba (2018-present)</b>	<b>WF</b>	<b>89.1</b>
4. Roberto Aguayo (2013-15)	FSU	88.5
5. Chris Manfredini (2003-07)	TCU	87.7

## ON THE AIR

**TV:** ACC Network

**Play-by-Play:** Drew Carter

**Analyst:** Forrest Conoly

**Reporter:** Abby Labar

**RADIO:** Wake Forest Radio Network

**Local:** WBRF-FM 98.1 | WPOL 1340 AM / WPOL 103.5 FM

**Sirius:** 201 | **XM:** 201 |

**Internet:** 964

**Web:** GoDeacs.com

**Play-by-Play:** Stan Cotten

**Analyst:** Lary Sorensen

## SOCIAL MEDIA

**Twitter:** @WakeFB

**Instagram:** wakefootball

**Facebook:** Wake Forest Football

## BY THE NUMBERS

3

The Demon Deacons five consecutive bowl game appearances rank third in the ACC just trailing Clemson and Miami (FL) in the conference.

.833

Since the start of the 2016 season, the Demon Deacons hold a record of 10-2 in non-conference home games including a five-game winning streak.

13

The Deacs 13 interceptions in the 2020 season came from nine different players. **Nick Andersen** and **Ja'Sir Taylor** were the only two Wake Forest players with multiple picks.

+10

Wake Forest finished third in FBS with a +10 (+1.11 per game) turnover margin in 2020.

4

**Jaquarii Roberson** has had four consecutive 100-plus yard games. No Demon Deacon has ever had five consecutive in program history.

## 2021 SCHEDULE & RESULTS



OLD DOMINION  
SEPT. 3 / 7 PM  
ACC NETWORK



NORFOLK ST  
SEPT. 11 / NOON  
ACCNX



FLORIDA ST  
SEPT. 18 / 3:30 PM  
ABC / ESPN



VIRGINIA  
SEPT. 24 / 7 PM  
ACC NETWORK



LOUISVILLE  
OCT. 2 / TBA  
TBA



at SYRACUSE  
OCT. 9 / TBA  
TBA



at ARMY  
OCT. 23 / NOON  
CBS SPORTS NET



DUKE  
OCT. 30 / TBA  
TBA



at NORTH CAROLINA  
NOV. 6 / TBA  
TBA



NC STATE  
NOV. 13 / TBA  
TBA



at CLEMSON  
NOV. 20 / TBA  
TBA



at BOSTON COLLEGE  
NOV. 27 / TBA  
TBA

THIS WEEK'S OPPONENT

OLD DOMINION MONARCHS



2019 OLD DOMINION LEADERS

RUSHING	G	Att.	Yds.	Avg.	TD	Yds./G
Kesean Strong	11	84	353	4.2	4	32.1
Lala Davis	11	79	337	4.3	4	30.6
Stone Smartt	10	104	181	1.7	5	18.1

PASSING	G	Cmp-Att.	Pct.	Yds.	TD/INT
Stone Smart	10	101-177	57.1	1006	1/6

RECEIVING	G	No.	Yds.	Avg.	TD	Yds./G
Kesean Strong	11	27	200	7.4	0	18.2
Aaron Moore	11	26	389	15.0	3	35.4
Eric Kumah	4	18	192	10.7	0	48.0

DEFENSE	G	Solo	Asst	Total	TFL	Other
Lawrence Garner	12	67	44	111	7.0	3 QBH
Jordon Young	12	38	48	86	4.0	1 INT
Geronda Hall	12	32	37	69	1.0	2 INT

2021 SCHEDULE

Date	Opponent	Time/Result
Sept. 3	at Wake Forest	7 p.m./ACCN
Sept. 11	Hampton	7 p.m./ESPN3
Sept. 18	at Liberty	6 p.m./ESPN3
Sept. 25	Buffalo	6 p.m./ESPN Networks
Oct. 2	at UTEP*	9 p.m./ESPN Networks
Oct. 9	at Marshall*	2 p.m./CBS SN
Oct. 16	Western Kentucky*	3:30 p.m./ESPN Networks
Oct. 30	Louisiana Tech*	3:30 p.m./CBS SN
Nov. 6	at FIU	7 p.m./ESPN Networks
Nov. 13	FAU*	3:30 p.m./ESPN Networks
Nov. 20	MTSU*	3:30 p.m./ESPN Networks
Nov. 27	Charlotte*	2 p.m./ESPN Networks

\* - Conference USA Conference game

SERIES HISTORY VS. OLD DOMINION

FIRST MEETING

TIED 0-0-0

at Wake Forest: 0-0-0

at Wisconsin: 0-0-0

Biggest Win: N/A

Biggest Loss: N/A

Longest Winning Streak: N/A

Longest Losing Streak: N/A

Current Streak: N/A

NOTING THE MONARCHS

- On December 9, 2019, Ricky Rahne was announced as the second head coach in Old Dominion program history. It has been a long wait for Rahne and the Monarchs, but after a 643 day wait, ODU will face Wake Forest in the programs first game in nearly two years on Friday, Sept. 3.
- The Monarchs ranked in the bottom 10 in the country in most statistical categories, and was last in the country in total offense with three weeks remaining in the season.
- Quarterbacks Stone Smartt and Hayden Wolff return from the 2019 squad and incoming transfer from UCF, DJ Mack, are the front-runners for the starting spot. Smartt started the season under center in the win over Norfolk State and close setbacks to Virginia and Virginia Tech.
- Sophomore Elijah Davis is the leading returning rusher after carrying 79 times for 337 yards and four touchdowns in 2019.
- Another sophomore, Blake Watson rushed for just 116 yards last season, but the converted wide receiver also had 13 receptions and earned All-Conference USA honors as a kick returner.
- Aaron Moore led ODU in receiving in 2019 and leads a new-look group of pass-catchers. Moore caught 26 passes for 389 yards and the only three touchdowns by an ODU wide receiver in 2019. More than half of his catches came at Middle Tennessee, when he set the school single-game record with 14 receptions.
- Marcus Haynes started three games in 2019 on the defensive line and tied for the team lead with 3.5 sacks and registered 21

tackles. He also recorded a pair of sacks in ODU's win over No. 13 Virginia Tech in 2018.

- A three-year starter, linebacker Jordan Young has been as solid as they come, averaging 82 tackles a season the last three years and pulling together a career-best 86 stops last season. At 246 career stops, Young is within striking distance of TJ Ricks' career record of 340 tackles.
- ODU will have to replace four-year starting punter Bailey Cate, but returns kicker Nick Rice and long snapper B.R. Hatcher. In 2019, Rice was 15-for-20 on field goals and 18-for-18 on extra points. Owner of ODU's single-season record for field goals with 15, Rice is six field goals away from ODU's career record. Jarod Brown currently holds the record with 49, while Rice has 44.

SERIES INFO

- This marks the first time playing Old Dominion in program history.
- Wake Forest has a 9-2 all-time record against Conference USA opponents.
- The Demon Deacons own five victories over East Carolina (2001, 2002, 2003, 2004, 2005), two over Rice (2018, 2019) as well as wins over Army (1999) and UAB (1999).
- Over the last six seasons, Wake Forest is a perfect 5-0 in non-conference season openers with victories over Utah State (2019), Tulane (2018), Presbyterian (2017), Tulane (2016) and Elon (2015).
- This marks the third consecutive season the Demon Deacons will open up the season at home and the sixth time overall in the Dave Clawson era. The Deacs hold a mark of 6-1 in home openers in the Clawson era.

CROSSING PATHS

- The Badgers have seven players from the state of North Carolina:
  - Jordon Bly (Fr. | WR)
  - Charlotte, N.C./Myers Park
  - Nigel Fitzgerald (R-So. | WR)
  - Greensboro, N.C./Dudley
  - Tahj Ra-El (Fr. | S)
  - Charlotte, N.C./Myers Park
  - Cornell Hendrick Jr. (R-So. | WR)
  - Manson, N.C./Warren County
  - Jahaad Scales (Fr. | S)
  - Winston-Salem, N.C./Glenn
  - Nick Saldiveri (R-So. | OL)
  - Waxhaw, N.C./Parkwood
  - Talyn Hunter (Fr. | OL)
  - Harrisburg, N.C./Hickory Ridge
- The Deacs have 11 players from the state of Virginia:
  - Sulaiman Kamara (\*R-Sr. | DL)
  - Richmond, Va./Hermitage
  - Mitch Griffis (Fr. | QB)
  - Ashburn, Va./Broad Run
  - Justice Ellison (Fr. | RB)
  - Ashburn, Va./The Flint Hill School
  - Traveon Redd (\*R-Sr. | DB)
  - Martinsville, Va./Magna Vista
  - Billy Edwards Jr. (Fr. | QB)
  - Burke, Va./Lake Braddock
  - Christian Greene (Fr. | WR)
  - Ashburn, Va./Briar Woods
  - Walker Ferguson (Fr. | WR)
  - Richmond, Va./Trinity Episcopal
  - Nick Ragano (Fr. | WR)
  - Clifton, Va./Centreville
  - Nick Andersen (Fr. | DB)
  - Clifton, Va./Centreville
  - Trey Boll (Fr. | TE)
  - Richmond, Va./Collegiate
  - Taylor Morin (R-Fr. | WR)
  - Centreville, Va./Westfield

- Demon Deacon defensive lineman Miles Fox spent four seasons playing at Old Dominion before transferring to Wake Forest as a graduate transfer ahead of the 2019 season.
- Earning a degree in communications, Fox suited up in 39 games over the course of his career while totaling 116 tackles, 16.5 tackles for loss and 8.0 sacks during his time at Old Dominion.













2020 STATS COMPARISON

CATEGORY	WF	ODU (2019)
Record	4-5	1-11
Conf. Record	3-4	0-8
Scoring Offense	36.0	16.2
Total Offense	444.6	273.8
Rushing Offense	163.1	97.3
Passing Offense	281.4	176.4
Scoring Defense	32.8	29.8
Total Defense	435.7	370.8
Rushing Defense	183.3	147.2
Passing Defense	252.3	223.5
Kickoff Ret. Avg.	23.50	24.80
Punt Ret. Avg.	9.67	7.10
Net Punting	37.00	36.50
Time of Possession	27:52	30:44
3rd Down Conversions	41%	31%
Opp. 3rd Down Conv.	42%	39%
4th Down Conversions	48%	61%
Fumbles Recovered	4	9
Passes Intercepted	13	9
Fumbles Lost	2	7
Interceptions Thrown	5	12
Turnovers Gained	17	18
Turnovers Lost	7	19
Passing Efficiency	136.77	99.56
Pass Efficiency Defense	137.54	147.93
Penalties	48	71
Yards Penalized	401	724
Sacks	17	17
Tackles For Loss	63	76
First Downs	211	203
First Downs Allowed	209	241
Red Zone Offense	93.0%	71.0%
Red Zone Defense	72.1%	86.0%

OLD DOMINION COACHING STAFF

Ricky Rahne	Head Coach
Kirk Campbell	OC/Quarterbacks
Blake Seiler	DC/Inside Linebackers
Kevin Smith	ST Coordinator/Outside LBs
Mark Dupuis	Wide Receivers
Victor Irokansi	Defensive Line
Tony Lucas	Off. Recruiting Coord./Running Backs
Fontel Mines	Tight Ends
Remington Rebstock	Asst. Def. Coord./Safeties
Kevin Reihner	Offensive Line
Leon Wright	Def. Recruiting Coord./Cornerbacks

# 2021 SCHEDULE & RESULTS

Date	Opponent	Location	TV	Time	Series/Result	Notable
Sept. 3	 <b>OLD DOMINION</b> Monarchs (0-0)	Winston-Salem, N.C. Truist Field	ACCN	7 p.m.	First meeting	Wake Forest has a 9-2 all-time record against Conference USA opponents.
Sept. 11	 <b>NORFOLK STATE</b> Spartans (0-0)	Winston-Salem, N.C. Truist Field	ACCNX	Noon	First meeting	Dating back to 2000, Wake Forest has won its last 15 games against FCS opponents.
Sept. 18	 <b>FLORIDA STATE *</b> Seminoles (0-0)	Winston-Salem, N.C. Truist Field	ABC/ESPN	3:30 p.m.	7-30-1	In 2019, Nick Sciba connected on a career best five field goals (5-for-5) in the 22-20 win.
Sept. 24	 <b>at VIRGINIA *</b> Cavaliers (0-0)	Charlottesville, Va. Truist Field	ACCN	7 p.m.	16-34-0	Wake Forest owns a four-game winning streak, the longest for the Deacs in series history.
Oct. 2	 <b>LOUISVILLE *</b> Cardinals (0-0)	Winston-Salem, N.C. Truist Field	TBA	TBA	2-6-0	Miles Fox finished the 2020 game with a career-high 4.0 tackles for loss and had a sack.
Oct. 9	 <b>at SYRACUSE *</b> Orange (0-0)	Syracuse, N.Y. Carrier Dome	TBA	TBA	4-6-0	Wake Forest has averaged 39.0 points and 506.5 yards in the last four matchups.
Oct. 23	 <b>at ARMY</b> Golden Knights (0-0)	West Point, N.Y. Michie Stadium	CBS SN	Noon	11-5-0	The Demon Deacons have won nine of the last 10 matchups and 11 of the last 13 games.
Oct. 30	 <b>DUKE *</b> Blue Devils (0-0)	Winston-Salem, N.C. Truist Field	TBA	TBA	40-58-2	Wake Forest holds a mark of 18-5 since 2000, winning three of the last four matchups.
Nov. 6	 <b>at NORTH CAROLINA</b> Tar Heels (0-0)	Chapel Hill, N.C. Kenan Memorial Stadium	TBA	TBA	36-70-2	Hartman posted a career-high 429 pass yards and tied his career-high with four TDs in 2020.
Nov. 13	 <b>NC STATE *</b> Wolfpack (0-0)	Winston-Salem, N.C. Truist Field	TBA	TBA	41-67-6	The game is the second-longest continuously played series in major college football (1910-pres.)
Nov. 20	 <b>at CLEMSON *</b> Tigers (0-0)	Clemson, S.C. Tiger Stadium	TBA	TBA	17-68-1	Morin ended the game with a team-high nine receptions and a team-high 93 yards in 2020.
Nov. 27	 <b>at BOSTON COLLEGE *</b> Eagles (0-0)	Chestnut Hill, Mass. Alumni Stadium	TBA	TBA	11-14-2	Wake Forest has won its last three road games in the series against Boston College.

\*\*Rankings indicative of when game was played (AP, Coaches, CFP)

## DEACS IN THE 2020 STATS RANKINGS

### TEAM (FBS & ACC)

Category	FBS	ACC	Value
Rushing Offense	63	7	163.0
Passing Offense	26	4	281.4
Passing Efficiency	53	7	137.54
Total Offense	28	4	444.4
Scoring Offense	19	3	36.0
Rushing Defense	87	11	183.3
Passing Yards Allowed	91	10	252.3
Pass Efficiency Defense	65	9	137.54
Total Defense	90	9	435.7
Scoring Defense	91	12	32.8
Net Punting	93	14	36.95
Punt Return Average	33	3	9.60
Kickoff Return Average	26	1	23.47
Turnover Margin	8	1	+10
Sacks	84	14	13.00
Sacks Allowed	105	12	24.00
Tackles for Loss	30	7	63.00

### INDIVIDUAL (TOP 50 FBS)

Category	Name	Rk	Value
Field Goal Percentage	Nick Sciba	29	.824
Field Goals Per Game	Nick Sciba	10	1.75
INTs/Game	Nick Andersen	14	0.4
Kick Returns TDs	Donavon Greene	5	1
Passing Efficiency	Sam Hartman	45	138.7
Passing TDs	Sam Hartman	49	13
Passing Yards	Sam Hartman	28	2,224
Passing Yards/G	Sam Hartman	28	247.1
Yards Per Completion	Sam Hartman	19	13.99
Receiving TDs	Jaquarii Roberson	18	8
Receiving Yards	Jaquarii Roberson	15	926
Receiving Yds/G	Jaquarii Roberson	14	102.9
Receptions/G	Jaquarii Roberson	14	6.9
Rushing Touchdowns	Kenneth Walker	10	13
Rush Yards Per Game	Christian Beal-Smith	48	81.3
Rushing Yards	Christian Beal-Smith	42	732
Sacks/G	Carlos Basham	42	0.71
Scoring/G	Kenneth Walker	11	9.8
	Nick Sciba	20	9.1
Total Points Scored	Kenneth Walker	39	78
	Nick Sciba	47	73
Total Interceptions	Nick Andersen	8	4
Total Touchdowns	Kenneth Walker	14	13
Yards Per Receptions	Donavon Greene	9	20.07

### INDIVIDUAL (TOP 10 ACC)

Category	Name	Rk	Value
Field Goal Percentage	Nick Sciba	4	.824
Field Goals Per Game	Nick Sciba	4	1.75
All Purpose Yards	Jaquarii Roberson	8	102.9
	Donavon Greene	9	102.5
INTs/Game	Nick Andersen	1	0.4
	Ja'Sir Taylor	8	0.2
Kick Returns TDs	Donavon Greene	1	1
Passing Yards/G	Sam Hartman	5	247.1
Yards Per Completion	Sam Hartman	3	13.99
Receiving TDs	Jaquarii Roberson	2	8
Receiving Yards	Jaquarii Roberson	3	926
Receiving Yds/G	Jaquarii Roberson	1	102.9
Receptions/G	Jaquarii Roberson	1	6.9
Rush Yards/Carry	Christian Beal-Smith	9	5.15
Rushing Touchdowns	Kenneth Walker	3	13
Rush Yards Per Game	Christian Beal-Smith	6	81.3
Rushing Yards	Kenneth Walker	9	528
Sacks/G	Carlos Basham	6	0.71
Scoring	Kenneth Walker	2	9.8
	Nick Sciba	4	9.1
Total Interceptions	Nick Andersen	1	4
Total Touchdowns	Kenneth Walker	4	13
Yards Per Receptions	Donavon Greene	2	20.07

## 2021 PRESEASON HONORS

### NICK ANDERSEN • DB • FR

- Lott IMPACT Trophy Watch List
- Athlon Preseason All-ACC Second Team
- Lindy's Sports Preseason All-ACC Second Team

### CHRISTIAN BEAL-SMITH • RB • R-JR

- Doak Walker Award Watch List
- Lindy's Preseason All-ACC First Team
- Athlon Preseason All-ACC Second Team

### CAELEN CARSON • DB • FR

- PFF Preseason All-ACC Second Team

### BRANDON CHAPMAN • TE • R-SR

- Mackey Award Watch List

### MILES FOX • DL • GR

- Athlon, Lindy's, Phil Steele Preseason All-ACC Second Team

### TYRIQ HARDIMON • DB • R-JR

- Wueffel Trophy Watch List

### NASIR GREER • DB • JR

- PFF, Phil Steele Preseason All-ACC Second Team

### DONAVON GREENE • WR • R-FR

- Paul Hornung Award Watch List
- Athlon Preseason All-ACC Third Team
- Phil Steele Preseason All-ACC Fourth Team
- PFF Preseason All-ACC Honorable Mention

### SAM HARTMAN • QB • R-SO

- Johnny Unitas Golden Arm Award Watch List

### MICHAEL JURGENS • OL • R-SO

- Rimgton Award Watch List

### IVAN MORA • P • R-FR

- Ray Guy Award Watch List

### TAYLOR MORIN • WR • R-FR

- Athlon, PFF Preseason All-ACC Second Team
- Phil Steele Preseason All-ACC Third Team

### JAQUARII ROBERSON • WR • R-JR

- PFF Preseason Third Team All-American
- Athlon Preseason Fourth Team All-American
- Maxwell Award Watch List
- Biletnikoff Award Watch List
- Preseason All-ACC (Coaches & Media)
- Athlon, Phil Steele, PFF, Lindy's Preseason First Team All-ACC

### NICK SCIBA • K • JR

- Lou Groza Award Watch List
- Preseason All-ACC Team (Coaches & Media)
- Athlon, Lindy's, PFF Preseason First Team All-ACC

### RYAN SMENDA JR • LB • JR

- PFF Preseason All-ACC Second Team

### JA'SIR TAYLOR • DB • SR

- Athlon Preseason All-ACC Third Team
- PFF Preseason All-ACC Honorable Mention

### ZACH TOM • OL • R-JR

- Phil Steele Preseason All-American Fourth Team
- Campbell Trophy Preseason Nominee
- Outland Trophy Preseason Watch List
- Phil Steele Preseason All-ACC First Team
- PFF Preseason All-ACC Third Team

## DEGREES IN HAND

- 16 players on Wake Forest's roster have already received their undergraduate degree prior to the 2021 season.

### Wake Forest graduates:

- Luke Masterson (DB | R-Sr.\*)
- Sulaiman Kamara (DL | R-Sr.\*)
- Brandon Chapman (TE | R-Sr.\*)^
- Traveon Redd (DB | R-Sr.\*)^
- Zach Tom (OL | R-Jr.)
- Michael Jurgens (OL | R-So.)
- Zach Murphy (PK/P | R-Jr.)
- Ja'Sir Taylor (DB | Sr.\*)
- Chase Monroe (LB | R-So.)
- Ty Hardimon (DB | R-Jr.)
- Coby Davis (DB | R-Jr.)
- Donald Stewart (WR | R-Sr.\*)^
- Miles Fox (DL | R-Sr.\*)^
- Terrance Davis (OL | R-Sr.\*)^

### Undergrad Degrees from Other Schools:

- Donald Stewart (WR | R-Sr.\*) - Stanford
- Miles Fox (DL | R-Sr.\*) - Old Dominion
- Terrance Davis (OL | R-Sr.\*) - Maryland
- Isaiah Wingfield (DB | R-Sr.) - Harvard
- Lujji Vilain (DL | R-Sr.) - Michigan

^ Five Deacs have a master's degree in hand

## NOTING THE DEACS

### KICKING IT OFF

- The 2020 season will mark the 111th football season in program history.
- Over the last six seasons, Wake Forest is a perfect 5-0 in non-conference season openers with victories over Utah State (2019), Tulane (2018), Presbyterian (2017), Tulane (2016) and Elon (2015).
- The Demon Deacons hold an all-time record of 138-162-4 (.461) at Truist Field. In 2019, Wake Forest had a program record six home wins en route to winning a Big 4 Championship.
- This marks the third consecutive season the Demon Deacons will open up the season at home and the sixth time overall in the Dave Clawson era. The Deacs hold a mark of 6-1 in home openers in the Clawson era.

### VS. C-USA

- Wake Forest has a 9-2 all-time record against Conference USA opponents.
- The Demon Deacons own five victories over East Carolina (2001, 2002, 2003, 2004, 2005), two over Rice (2018, 2019) as well as wins over Army (1999) and UAB (1999).

### 50 BURGERS

- Since 2017, Wake Forest ranks second in the ACC with ten 50-plus point games, trailing just Clemson:

Rk.	School	'17	'18	'19	'20	Total
1.	Clemson	2	4	7	2	15
2.	<b>Wake Forest</b>	<b>3</b>	<b>4</b>	<b>1</b>	<b>2</b>	<b>10</b>
3.	Syracuse	1	5	1	0	7

### RECORD BREAKING OFFENSES

- 2017-20 have produced the three highest scoring seasons in school history with each club scoring better than 31.5 points per game. The Deacs could be equally as explosive in 2021 with all 11 starters returning from 2020.
- Wake Forest's 1,300 points scored during the 2017-19 period is the highest-scoring three-year period in Deacon history.

Season	Total Points	Points per game
2020	324	36.0*
2019	414	31.8
2018	427	32.8
2017	459*	35.3

### \* Wake Forest program record

Season	Total Yards	Offense average
2020	4,000	444.4
2019	6,032	464.0
2018	5,847	449.8
2017	6,055*	465.8*

### \* Wake Forest program record

Season	Total Plays	Plays per game
2020	690	76.7
2019	1,055	81.2
2018	1,067*	82.1*
2017	963	74.1

### \* Wake Forest program record

### WINNINGEST PROGRAM IN NORTH CAROLINA

- Wake Forest is coming off its eighth Big 4 Championship in program history after defeating Duke, North Carolina and NC State all at home last season.
- Since the turn of the century, the Demon Deacons boast a record of 30-20 against UNC, NC State and Duke. In addition, during that time, Wake Forest is 44-20 against all in-state opponents. The Deacs lead the

Big Four in both wins and winning percentage against each other during that period.

- Since the start of the 2017 season, the Deacs are tied for the fifth most ACC wins in the conference just trailing Clemson.
  - Miami -- 31
  - NC State -- 29
  - Virginia Tech -- 28
  - **Wake Forest -- 27**
  - Virginia -- 27
  - Boston College -- 26
  - Pitt -- 25
  - Louisville -- 22
  - Duke -- 21
  - Syracuse -- 20
  - Florida State -- 20
  - North Carolina -- 19
  - Georgia Tech -- 18

### WINNING THE TURNOVER BATTLE

- One of the points of emphasis for the Wake Forest football team is winning the turnover battle. They have been one of the best teams in the country in that category since the start of the 2016 season.
- In four of the last five seasons, the Demon Deacons have finished inside of the top 25 in turnover margin while placing in the top three of ACC in each of those seasons.
- Over the past five season combined Wake Forest has a combined +31 turnover margin. Only 2018 saw the Deacs finish with more turnovers lost than gained:

Season	TO Gained	TO Lost	TO Margin
2020	17	7	+10
2019	25	17	+8
2018	16	19	-3*
2017	21	13	+8
2016	27	19	+8

\*Only season in Wake Forest history where the Deacs reached a bowl game with a negative turnover margin.

- Winning the turnover battle has been a key to victory for the Demon Deacons since **Dave Clawson** arrived on campus ahead of the 2014 season:

Turnover Margin	Record When
Even	9-10
+1 or better	27-10
+2 or better	16-3
+3 or better	10-0

### TURNING OVER THE OPPOSITION

- In the 2019 season, the Demon Deacons finished the year with 14 interceptions by 10 different players. In nine games in 2020, Wake Forest nearly matched that mark as nine different players have accounted for the Deacs' 13 total interceptions. At the end of the 2020 FBS season, Wake Forest is the one of just six teams in the country to have three or more interceptions returned for touchdowns. **Ja'Sir Taylor** and **Zion Keith** have both returned their interceptions 45 yards for TDs while **Gavin Holmes** touchdown at Syracuse was from 32 yards out.
- Wake Forest's streak of 16 consecutive games with a forced turnover ended against Louisville in the final regular season game of the 2020 season. It was the first time the Demon Deacons failed to force a turnover since against Elon on Sept. 21, 2019. Wake Forest started a new streak during the Duke's Mayo Bowl when **Nick Andersen** intercepted a pass in the first half.
- Wake Forest only turned the ball over seven times this season and the Deacs were the only FBS schools who has played more than seven games to have seven or less turnovers and the only ACC school to do so. Additionally, Wake Forest's seven turnovers in 120

## THE ONLY

- Wake Forest is the only FBS program with a 990 APR, 90-plus graduation rate and five or more bowl games under their current head coach.
- The football program was one of seven athletic programs on campus to have a 990 APR or higher in the latest report.
- The program also was a Public Recognition Award recipient as one of the top-10 percent in FBS football.



## MEET THE NEW DEACS

### 2021 SIGNING CLASS

26	Quincy Bryant	DB	Lilburn, GA
76	Jaydon Collins	OL	Greer, SC
99	Matthew Dennis	K	Charlotte, NC
18	Billy Edwards Jr.	QB	Burke, VA
40	Gavin Ellis	TE	Hampstead, NC
25	Horatio Fields	WR	Douglasville, Ga.
92	Bernard Gooden	DL	Montgomery, AL
29	Christian Greene	WR	Ashburn, VA
54	Matt Gulbin	OL	Wilton, CT
50	Dylan Hazen	LB	The Woodlands, TX
13	DaShawn Jones	DB	Baltimore, MD
11	Santino Marucci	QB	Jacksonville, FL
72	Erik Russell	OL	Boston, MA
70	Nick Sharpe	OL	Gastonia, NC
14	Evan Slocum	DB	Cartersville, GA
32	Josh Sosanya	LB	Raleigh, NC
22	Will Towns	RB	Jackson, NJ
43	BJ Williams	DL	Johnston, SC
24	Dez Williams	WR	Leonardtown, MD

### INCOMING TRANSFERS

0	Christian Turner	RB	Buford, Ga./Michigan
27	Malik Mustapha	DB	Charlotte, NC/Richmond
91	Kevin Pointer	DL	Jonesboro, ARK/ULM
18	KJ Trujillo	DB	Buena Park, CA/Colorado
2	Lujji Vilain	DL	Ottawa, Ontario/Michigan
8	Isaiah Wingfield	DB	Burlington, NJ/Harvard



## NOTING THE DEACS

offensive drives in 2020 was the lowest turnover rate out of any Power-5 school at just 5.8 percent. The Demon Deacons +10 turnover margin in 2020 tied for third nationally and led the ACC.

### DEACON WINDICATORS UNDER CLAWSON

- 150 or more rushing yards in a game:
  - Record: 30-11
- Leading at halftime:
  - Record: 27-9
- Turnover Margin +1 or better:
  - Record: 27-10
- Allowing 21 or less points:
  - Record: 26-7
- 400+ yards total offense
  - Record: 24-9

### KEEPING THE LAUNDRY OFF THE FIELD

- Over the past three seasons, the Demon Deacons have been one of the least penalized teams in all of college football, ranking in the top 10 in fewest penalties per game in 2018 and 2019 as well as top-50 in 2020.
- The Deacs have continued to be one of the least penalized teams in all of college football this season. Last season, Wake Forest had just 48 penalties for 401 yards. The Deacs led the ACC in fewest total penalties (48) and fewest penalty yards (401).
- Wake Forest has averaged just 4.57 penalties per game over that time, only **Navy and Minnesota** have fewer penalties per game over the past three seasons in FBS.
- In 2019, the Demon Deacons led the ACC and ranked inside of the top ten in the FBS in fewest penalties, fewest penalties per game, fewest penalty yardage and fewest penalty yards per game.

### THREE AND OUTS

- Over the past three seasons the Demon Deacons have ranked amongst the nation's best in forcing three or more three-and-outs as well along with some of the nation's best in FBS:

Rank	Team	Percentage
1	Ohio State	78%
2	Wake Forest	75%
3	Clemson	74%
4	Cincinnati	71%
5	Ohio	70%

### SCORING FIRST

- Since the start of the 2018 season, Wake Forest has been one of the best in all of FBS at finding the scoreboard first. The Deacs have scored first in 26 of their last 35 games or 74 percent:

Rank	Team	Percentage
1	Alabama	85%
2	Oklahoma	77%
T3	Iowa	76%
T3	Clemson	76%
5	Wake Forest	74%

### GRADING OUT ROBERSON

- After learning behind NFL pros Greg Dortch and Kendall Hinton during his first three seasons on campus, **Jaquarii Roberson** is making a name for himself as one of the best receivers in the nation.
- He has career games with four-plus receptions and 80-plus yards, ranking second among all active ACC wide receivers. All eight games came in 2020.
- Pro Football Focus graded out Roberson as the second-best receiver in the nation in 2020, ending the year with a 92.6 overall grade. Below are some of his rankings from

the Pro Football Focus:

Stat	Grade	Rank
2020 Overall	92.6	2nd in Nation
Returning ACC Players	92.6	1st in ACC
2020 WR on 3rd Down	94.9	1st in Nation
2020 WR on 4th Down	92.8	1st in Nation
Returning P5 WR Career	87.6	3rd in Nation

### RETURNING PRODUCTION ACROSS THE BOARD

- The Demon Deacons have a plethora of veteran talent returning for the upcoming 2021 season including 20 starters between offense, defense and special teams. Additionally, Wake Forest will be returning nine "Super Seniors" who used their extra year of eligibility granted by the NCAA due to last year's COVID-shortened season:
  - Luke Masterson (R-Sr. | LB)
  - Je'Vionte' Nash (R-Sr. | OL)
  - Ja'Sir Taylor (Sr. | DB)
  - Miles Fox (R-Sr. | DL)
  - Donald Stewart (R-Sr. | WR)
  - Brandon Chapman (R-Sr. | TE)
  - Terrance Davis (R-Sr. | OL)
  - Sulaiman Kamara (R-Sr. | DL)
  - Traveon Redd (R-Sr. | DB)
- That core group of returners is a major reason the Demon Deacons will return nearly all of its production in every key category on offense and defense:

Category	Returning Pct.	Leader
Pass Yds	100%	Hartman, 2,224
Rush Yds	60%	Beal-Smith, 732
Receiving Yds	97%	Roberson, 926
OL Starts	96%	Three with 9
Tackles	78%	Andersen, 63
TFLs	79%	Fox, 10.5
Sacks	59%	Fox, 3.5
INTs	85%	Andersen, 4

### KICK SCIBA

- Nick Sciba** could not only on his way to becoming the best kicker in program history, but potentially the best kicker in the history of the ACC and NCAA history.
- Sciba is coming off the Louisville game where his finished 2-of-2 on field goals. The 45-yard and 31-yard makes extended his streak to 12 straight field goals made, dating back to the Campbell game (10/2).
- In his career, Sciba owns a .891 field goal percentage (57-of-64), which ranks third in NCAA history first in ACC history (min. 50 att.) and is a Wake Forest program record.
- He comes into the week needing just 38 points to break the Wake Forest record for career points currently held by Sam Swank with 337 career points.
- With 119 points during the 2019 campaign, he set a new program record for points in a single season. Sciba comes into this season fourth in program history with 43 career field goals made.
- Sciba was named to three different All-America teams as a sophomore, garnering first team All-America honors by ESPN, second team by Sports Illustrated and third team by the AP. He is the first Wake Forest placekicker to be named an All-American since Sam Swank in 2006.
- Over the course of 2018 and 2019, he combined to make 34 consecutive field goal attempts, setting a new NCAA record.
- The junior now has another impressive streak going with 12 consecutive field goals made, currently the third longest active streak:

### FBS Consecutive Field Goals Made (Current streaks)

1. Will Reichard	ALA	15
2. Jake Oldroyd	BYU	13
3. Nick Sciba	WF	12
Jadon Redding	UTAH	12

## ON THIS DAY...

# SEPT. 3

**THE RECORD:** 2-2-0  
**THE STREAK:** W1  
**LAST TIME:**  
W, 41-3 vs Elon  
Winston-Salem, N.C.  
Sept. 3, 2015

### LAST FIVE GAMES ON SEPT. 3

2015	W, 41-3	Elon
1994	L, 14-35	at Vanderbilt
1988	W, 31-11	at Villanova
1983	L, 25-27	Appalachian State

**DID YOU KNOW:** The Demon Deacons are 8-2 in the last 10 games played on Sept. 3 or earlier on the calendar.



### Wake Forest's record in Non-Conference Home Openers under Clawson: 7-0

Oct. 2, 2020 - vs Campbell (W, 66-14)  
Aug. 30, 2019 - vs Utah St (W, 38-25)  
Sept. 8, 2018 - vs Towson (W, 51-20)  
Aug. 31, 2017 - vs Presbyterian (W, 51-7)  
Sept. 1, 2016 - vs Tulane (W, 7-3)  
Sept. 3, 2015 - vs Elon (W, 41-3)  
Sept. 6, 2014 - vs Gardner-Webb (W, 23-7)

## DEACS IN OVERTIME

### Overall (4-8)

Date	Opponent	Site	OT	W/L
10/2/98	App. St.	H	1	L, 27-30
8/29/02	NIU	A	1	L, 41-42
9/4/04	Clemson	A	2	L, 30-37
10/2/04	NC State	A	1	L, 21-27
9/22/07	Maryland	H	1	W, 31-24
11/1/08	Duke	H	1	W, 33-30
9/26/09	BC	A	1	L, 24-27
11/7/09	GT (10/11)	A	1	L, 27-30
9/1/11	Syracuse	A	1	L, 29-36
11/22/14	VT	H	2	W, 6-3
8/31/18	Tulane	A	1	W, 23-17
11/30/19	Syracuse	A	1	L, 30-39

## NOTING THE DEACS

5. Matt Quinn	UAB	10
6. Chad Ryland	EMU	9
7. Marshall Meeder	CMU	8
Noel Ruiz	GSU	8
Cade York	LSU	8

### BUDDING BEAL-SMITH

- Redshirt junior **Christian Beal-Smith** had a breakout 2020 campaign and heads into the 2021 season as one of the most experienced backs in the ACC. He tallied a team-high and career-high 732 yards a season ago while finding the endzone on five different occasions.
- Against Campbell in the Deacs lone 2020 non-conference game, Beal-Smith raced for a career-best 130 yards and three touchdowns against the Camels. He is one of three running backs in the Clawson era to have three rushing touchdowns in a single game.
- With the help of a 5.15 yards per rush average last season, the Winston-Salem, N.C. native heads into the 2021 campaign with a career average of 4.96 yards per carry, ranking third in Wake Forest program history.
- He has totaled 1,185 yards in his career entering the 2021 season. Going into the season-opener against Old Dominion, Beal-Smith needs 384 yards to crack into the top 20 in Wake Forest history and 1,045 to move into the top-10.

### NOT YOUR AVERAGE WALK-ON

- After coming into the season as a walk-on, freshman safety **Nick Andersen** finished the season with six consecutive starts at safety and four interceptions, which led the ACC and tied for eighth in the country.
- Against No. 19 Virginia Tech on Oct. 24, 2020, he became the first Wake Forest player since A.J. Greene in 1987 to intercept three or more passes in a single game. He was also the first ACC player to have three or more interceptions since Louisville's Gerod Holliman in 2014. This elevated him into a national sensation, appearing on **NBC Nightly News with Lester Holt** as a part of their "Inspiring America" series.
- He went on to capture four national player of the week honors: **Jim Thorpe National Player of the Week**, **Bronko Nagurski National Defensive Player of the Week**, **Walter Camp National Defensive Player of the Week** and **College Sports Madness National Defensive Player of the Week**.
- The true freshman, who was put on scholarship during spring practice, is Demon Deacons' returning tackling leader after accumulating 63 in his first campaign at Wake Forest.

### BACK IN THE SADDLE

- Redshirt sophomore quarterback **Sam Hartman** is back in the starting role after making all nine starts during the 2020 season. During his true freshman season in 2018, Hartman started the first nine games and overall has 19 career starts for the Demon Deacons with nine career victories in the Old Gold & Black.
- Over the course of the 2021 season, Hartman had his highest completion percentage of his career, connecting on 59 percent of his passes. This included a 64 percent completion percentage in the game at North Carolina on Nov. 14. He had a career afternoon finishing with 429 yards, tied for seventh in program history while tossing a career-high tying four touchdown passes.
- Last year, Wake Forest is only FBS team that played more than eight games to have five or less interceptions on the season and one of just two ACC teams to do so. Hartman had his program-record streak of 258 consecutive passes without an interception come to an end at Louisville in the final regular season game of the year. His streak ranked

fifth in ACC history.

- For the second consecutive season, Hartman was named to the 2020 Johnny Unitas Golden Arm Watch List.
- By the end of his career, Hartman could end up rewriting the Wake Forest record books. He currently ranks in the top-10 in program history in the following career categories:

Category	Rank	Total
Pass Efficiency	3rd	132.77
Yards/Completion	3rd	13.43
Passing Yards	8th	5,038
Completions	9th	375
Passing TDs	9th	33
Attempts	10th	661
Completion Pct.	10th	56.7

### 2020 RECORD SCORING

- Wake Forest has combined to score 108 points against Campbell and NC State, the most in the modern college football era and the second most overall. Including the Virginia game, the 148 combined points scored over the last three is the most in the Dave Clawson era.
- The 66 points the Demon Deacons scored in their victory over Campbell on Oct. 2 was the most not only in the Dave Clawson era and also the most in Truist Field history.
- In total, the Deacs scored nine touchdowns against the Camels on Oct. 2, both a Dave Clawson era record as well as a Truist Field record.
- Wake Forest's six rushing touchdowns against Campbell were the most in the Dave Clawson era. The Deacs last ran for six touchdowns against Presbyterian on Sept. 2, 2010.

### OUR LEADERS. OUR CAPTAINS.

- The six team captains for the upcoming season are redshirt senior tight end **Brandon Chapman**, redshirt senior defensive lineman **Miles Fox**, redshirt sophomore quarterback **Sam Hartman**, redshirt sophomore offensive lineman **Michael Jurgens**, redshirt senior defensive back **Luke Masterson** and senior defensive back **Ja'Sir Taylor**.
- Four of the five Deac captains return from a season ago as Chapman, Hartman, Masterson and Taylor all head into their second seasons as the leaders of the team.
- This is the first time Fox and Jurgens will represent the team as a captain. Additionally, Jurgens and Hartman are the sophomore captains since Ryan Janvion during the 2014 season.

### BOWL GAME SUCCESS

- Under **Dave Clawson**, Wake Forest has set a new standard of success, going to a program record five consecutive bowl games, the third longest streak in ACC. He also co-owns the school record with three bowl victories.
- 2016 Military Bowl:** Facing No. 23 Temple, Wake Forest was in search of its first bowl win in nine years. With the help of holding the Owls to -20 rushing yards, the Deacs came away with a 34-26 victory in Annapolis, Md.
- 2017 Belk Bowl:** Trailing 52-48 to Texas A&M with 5:52 left, Wake Forest answered with a 13-play, 69-yard drive, capped off by a 1-yard run by Matt Colburn II to take the lead for good with 2:18 to play in the game. Current LA Rams quarterback **John Wolford** earned MVP honors with 400 yards passing and four touchdowns.
- 2018 Birmingham Bowl:** With the help of a career-high performance of 171 receiving yards from wide receiver and current New York Giant **Alex Bachman**, the Deacs pulled out their third consecutive bowl

## DEACS IN BOWL GAMES

Five of the Deacs 15 bowl games in program history have come in the last five years, the third longest active streak in the Atlantic Coast Conference. Wake Forest holds a 9-6 all-time mark including 3-2 under Dave Clawson.

### All-Time Bowl Game Results (Wins in Bold)

- **1946 Gator Bowl -- January 1, 1946**  
Wake Forest, 26; South Carolina, 14
- 1949 Dixie Bowl -- January 1, 1949  
Wake Forest, 7; Baylor, 20
- 1979 Tangerine Bowl -- December 22, 1979  
Wake Forest, 10; LSU, 34
- **1992 Independence Bowl -- December 31, 1992**  
Wake Forest, 39; Oregon, 35
- **1999 Aloha Bowl -- December 25, 1999**  
Wake Forest, 23; Arizona State, 3
- **2002 Seattle Bowl -- December 30, 2002**  
Wake Forest, 38; Oregon, 17
- 2007 FedEx Orange Bowl -- January 2, 2007  
Wake Forest, 13; Louisville, 24
- **2007 Meineke Car Care Bowl -- December 29, 2007**  
Wake Forest, 24; UConn, 10
- **2008 Eaglebank Bowl -- December 20, 2008**  
Wake Forest, 29; Navy, 19
- 2011 Music City Bowl -- December 30, 2011  
Wake Forest, 17; Mississippi State, 23
- **2016 Military Bowl -- December 27, 2016**  
Wake Forest, 34; Temple, 26
- **2017 Belk Bowl -- December 29, 2017**  
Wake Forest, 55; Texas A&M, 52
- **2018 Birmingham Bowl -- December 22, 2018**  
Wake Forest, 37; Memphis, 34
- 2019 Pinstripe Bowl -- December 27, 2019  
Wake Forest, 21; Michigan State, 27
- 2020 Mayo Bowl -- December 30, 2020  
Wake Forest, 28; Michigan State, 42

## BY THE NUMBERS

### WAKE FOREST'S COACHING STAFF

6

Wake Forest have six members of their current staff that have been in Winston-Salem for every season under Dave Clawson's tenure.

30

Three Wake Forest coaches on the staff have more than 30 years of college coaching experience.

2

Both Warren Ruggiero and John Hunter followed Dave Clawson to Wake Forest after working under him at Bowling Green.

21

Dave Clawson enters his 21st season as a head coach. He started at Fordham in 1999.

45

The Wake Forest coaching staff has coached a combined 45 NFL Draft picks. This includes having at least one Deac picked in the last five NFL drafts.

## NOTING THE DEACS

victory, defeating Memphis, 37-34.

- **2019 New Era Pinstripe Bowl:** The game against Michigan State garnered 3.8 million viewers on ESPN, which was the highest national TV viewership of any North Carolina bowl team — outpacing the next closest team by more than 1.7 million viewers.
- **2020 Duke's Mayo Bowl:** It marked the third time in program history the Demon Deacons played in a bowl game in Charlotte with the others coming in the 2017 Belk Bowl and 2008 Car Care Bowl.

### WAKE FOREST BRAGGING POINTS

- Wake Forest has ranked inside of the top 30 national universities on the U.S. News & World Report list for the last 26 years.
- The Reynolda Campus was named the most beautiful campus in the country during the fall by College Values.
- Wake Forest is also ranked in the top 25 by the U.S. News & World Report for best undergraduate teaching and best value schools.
- The median starting salary of Wake Forest alumni is \$55,900 according to U.S. News & World Report.

### SUTTON SPORTS PERFORMANCE CENTER

- The four-level, 87,000 square foot facility provides strength and conditioning facilities for all of Wake Forest's student-athletes. Preliminary site work began in October 2017 and was completed in September, 2019.
- The facility connects to McCreary Field House and the Miller Center. The Sutton Sports Performance Center provides more than 10,000 square feet of dedicated strength and conditioning equipment for football. There is also space for strength and conditioning equipment for men's and women's Olympic sports.
- The fourth floor has over 18,000 square feet for

football coaches offices, team meeting rooms and a heritage area. Also, over 1,500 square feet comprises a customized nutrition center and it the home of the performance drink called UNBEEETABLE, which was developed on the Wake Forest campus.

### ACADEMIC HONORS

- The Wake Forest football team had a record-breaking 77 players on the ACC Academic Honor Roll this summer. They were a large part of 289 total Demon Deacon student-athletes, a record for the entire athletic department. 51 percent of the Wake Forest student-athletes made the ACC Academic Honor Roll.
- Five Deacs including defensive back **Nick Andersen**, wide receiver **Taylor Morin**, defensive back **Traveon Redd**, kicker **Nick Sciba** offensive lineman and **Zach Tom** were named to the All-ACC Academic Team. This marks the fifth consecutive year the Demon Deacons have had four more members on the All-Academic team.

### UNIFORM RECORDS

- Under Clawson
  - Black Helmets: 23-31
  - Gold Helmets: 17-14
  - Black Jerseys: 24-26
  - White Jerseys: 16-19
- 2020 Record:
  - Black Helmets: 1-3
  - Gold Helmets: 3-2
  - Black Jerseys: 3-1
  - White Jerseys: 1-4

## PROGRAM MILESTONES

### TOTAL GAMES

No.	Date	Score	Opponent	Place
1	Oct. 18, 1888	6-4	North Carolina	Wake Forest, N.C.
100	Nov. 8, 1919	0-40	Virginia Tech	Blacksburg, Va.
200	Nov. 28, 1929	13-0	Mercer	Wake Forest, N.C.
300	Sept. 27, 1941	14-43	Duke	Durham, N.C.
400	Nov. 3, 1951	6-21	Clemson	Clemson, S.C.
500	Nov. 4, 1961	21-7	Auburn	Auburn, Ala.
600	Oct. 16, 1971	51-21	Tulsa	Winston-Salem, N.C.
700	Oct. 18, 1980	10-11	Maryland	College Park, Md.
800	Oct. 21, 1989	28-47	Virginia	Charlottesville, Va.
900	Oct. 24, 1998	31-48	North Carolina	Winston-Salem, N.C.
1000	Sept. 1, 2007	28-38	Boston College	Chesnut Hill, Mass.
1100	Sept. 3, 2015	41-3	Elon	Winston-Salem, N.C.

Current Total: 1,172 games

### WINS

No.	Date	Score	Opponent	Place
1	Oct. 18, 1888	6-4	North Carolina	Wake Forest, N.C.
25	Oct. 30, 1915	40-0	Richmond	Wake Forest, N.C.
50	Nov. 1, 1924	67-0	Guilford	Wake Forest, N.C.
100	Sept. 7, 1938	57-6	Randolph Macon	Wake Forest, N.C.
150	Nov. 1, 1946	32-14	Chattanooga	Wake Forest, N.C.
200	Oct. 19, 1959	22-20	Florida State	Tallahassee, Fla.
250	Oct. 25, 1975	66-21	Virginia	Charlottesville, Va.
300	Sept. 26, 1987	16-10	Appalachian State	Winston-Salem, N.C.
350	Dec. 25, 1999	23-3	Arizona State	Honolulu, Hawaii (Aloha Bowl)
400	Sept. 6, 2008	30-28	Ole Miss	Winston-Salem, N.C.
450	Dec. 29, 2017	55-52	Texas A&M	Charlotte, N.C. (Belk Bowl)

Current Total: 469 wins

## THE LAST TIME WAKE FOREST...

### INDIVIDUAL

<b>Rushed for 100 yards</b> - 120, Christian Beal-Smith at North Carolina, 11/14/20
<b>Rushed for 200 yards</b> - 223, Cade Carney, at Duke, 11/24/18
<b>Rushed for 250 yards</b> - 254, Micah Andrews, vs. Vanderbilt, 9/1/05
<b>QB Rushed for 100 yards</b> - 144, Jamie Newman vs. Duke, 11/23/19
<b>Passed for 300 yards</b> - 318, Sam Hartman, vs. Wisconsin, 12/30/20
<b>Passed for 400 yards</b> - 429, Sam Hartman at North Carolina, 11/14/20
<b>Passed for 500 yards</b> - 545, Rusty LaRue, vs. NC State, 11/18/95
<b>Had 100 yards receiving</b> - 131 & 122, J. Roberson & D. Greene vs. Wisconsin, 12/30/20
<b>Had 150 yards receiving</b> - 170 & 167, J. Roberson & D. Greene vs. North Carolina, 11/14/20
<b>Had 200 yards receiving</b> - 230, John Henry Mills at Duke, 11/30/90
<b>Returned opening kickoff for TD</b> - 85, John Polanski, vs. Camp Davis, Oct. 20, 1941
<b>Returned conventional kickoff for TD</b> - 96, Donavon Greene, vs. Campbell, 10/2/20
<b>Returned kickoff 100 yards</b> - Never
<b>Returned punt for TD</b> - 60, Greg Dortch, vs. Towson, 9/8/18
<b>Returned punt at least 75 yards</b> - 75, Jessie Bates III, vs. Utah State, 9/16/17 (No TD)
<b>Returned INT for TD</b> - 32 yards, Gavin Holmes, at Syracuse, 10/31/20
<b>Returned a fumble for TD</b> - 23 yards, Carlos Basham, Jr., vs. Louisville, 10/27/18
<b>Returned PAT for a score</b> - Kenny Okoro, vs. Presbyterian, 9/2/10 (blocked kick return)
<b>Rushed for three TDs</b> - 3, Kenneth Walker III, at Syracuse, 10/31/20
<b>Rushed for four TDs</b> - 4, Chris Barclay, vs. East Carolina, 9/17/05
<b>Threw four TD passes</b> - 4, Sam Hartman, at North Carolina, 11/14/20
<b>Caught three TD passes</b> - 3, Jaquarii Roberson vs. Wisconsin, 12/30/20
<b>Made four FGs</b> - 4, Nick Sciba, vs. UVA, 10/17/20
<b>Had an 80-yard run</b> - 96, Kenneth Walker III, at Rice, 9/6/19
<b>Had an 80-yard completion</b> - 80, Sam Hartman to Jaquarii Roberson, at Syracuse, 10/31/20
<b>Had 20+ tackles</b> - 24, Brad White, vs. Navy, 11/23/02
<b>Recorded three sacks</b> - 3.0, Duke Ejiogor, at Duke, 9/10/16
<b>Forced two fumbles</b> - 2, Demetrius Kemp, NC State, 11/18/17
<b>Intercepted two passes</b> - 3, Nick Anderson, vs. Virginia Tech, 10/24/20
<b>Intercepted three passes</b> - 3, Nick Anderson, vs. Virginia Tech, 10/24/20
<b>Intercepted four passes</b> - 4, A.J. Greene, at Georgia Tech, 11/21/87
<b>Made a 50-yard FG</b> - 50, Mike Weaver, vs. Clemson, 11/6/14

### TEAM

<b>Shut out an opponent</b> - 3-0 at Boston College, 10/10/15
<b>Shut out consecutive opponents</b> - vs. Richmond (43-0) and at William & Mary (47-0), 9/30/50 & 10/7/50
<b>Rushed for more than 300 yards</b> - 334, vs. Duke, 11/23/19 (66 att.)
<b>Rushed for more than 400 yards</b> - 415, vs. Presbyterian, 9/2/10 (50 att.)
<b>Passed for more than 300 yards</b> - 418, vs. Wisconsin, 12/30/20 (52 att.)
<b>Passed for more than 400 yards</b> - 418, vs. Wisconsin, 12/30/20 (52 att.)
<b>Had more than 500 yards total off.</b> - 518, vs Wisconsin, 12/30/20 (111 rush, 407 pass)
<b>Had more than 600 yards total off.</b> - 606, at North Carolina, 11/14/20 (177 rush, 429 pass)
<b>Had more than 700 yards total off.</b> - 734, at Syracuse, 11/11/17 (371 rush, 363 pass)
<b>Scored 50 points</b> - 53, vs. North Carolina, 11/14/20 (Score: 53-59)
<b>Scored 60 points</b> - 66, vs. Campbell, 10/2/20 (Score: 66-14)
<b>Scored 70 points</b> - 79, vs. William Jewell, Sept. 21, 1940 (Score: 79-0)
<b>Scored 30+ points in a quarter</b> - vs. William Jewell, Sept. 21, 1940 (32 points in 2Q) (WF's only 30-point quarter)
<b>Scored 35+ points in a quarter</b> - Never
<b>Failed to rush for 100 yards</b> - 37, vs. Clemson, 9/13/20 (34 att.)
<b>Failed to pass for 100 yards</b> - 41, vs. Clemson, 11/16/19 (6-of-14, 2 int.)
<b>Held opponent to fewer than 100 yards rushing</b> - 95, vs. Elon, 9/21/19 (35 att.)
<b>Held opponent to fewer than 100 yards passing</b> - 88, vs. Elon, 9/21/19 (10-of-19)
<b>Held opponent to fewer than 100 yards total off.</b> - 94, vs. Delaware, 9/17/16 (56 rush, 38 pass)
<b>Held opponent without a TD</b> - vs. Tulane, 9/11/16 (Score: Wake Forest 7-3)
<b>Failed to get a first down</b> - at North Carolina, 9/24/32 (Score: 0-0)
<b>Scored a safety</b> - vs. Utah State, 9/16/17 (Carlos Basham)
<b>Committed no turnovers</b> - at North Carolina, 11/14/20
<b>Forced opponent into five turnovers</b> - at Indiana, 9/24/16 (5 int)
<b>Committed no penalties</b> - vs. Towson, 9/8/18
<b>Never had to punt</b> - vs. Campbell, 10/2/20 (Only time in program history)
<b>Blocked a punt</b> - vs. Boston College, 9/13/18 (Demetrius Kemp)
<b>Returned blocked punt for TD</b> - 0 vs. Boston College, 9/13/18 (Malik Grate)
<b>Blocked a field goal</b> - at Appalachian State, 9/23/17 (Scotty Washington)
<b>Returned blocked FG for TD</b> - 90 vs. Duke, 10/12/02 (Eric King)
<b>Returned punt and kickoff for TD in same game</b> - never
<b>Blocked a PAT</b> - at Appalachian State, 9/23/17 (Scotty Washington)
<b>Faked a punt</b> - at Duke, 11/29/14 (Jordan Garside carry for 28 yards)
<b>Successfully faked punt for 1st down</b> - at Duke, 11/29/14 (Jordan Garside carry for 28 yards)
<b>Attempted 2-pt conversion</b> - at Louisville, 12/12/20 (S. Hartman pass successful to Roberson)
<b>Scored 2-pt conversion</b> - at Louisville, 12/12/20 (S. Hartman pass successful to Roberson)
<b>Attempted onside kick</b> - at North Carolina, 11/14/20 (attempt failed)
<b>Recovered onside kick</b> - vs. Louisville, 10/12/19 (recovered by Jack Freudenthal)
<b>Two players w/ 100 yards rushing</b> - 130, Christian Beal-Smith; 107 Kenneth Walker III vs. Campbell, 10/2/20
<b>Three players with 100 yards rushing</b> - vs. Duke, 11/13/71 (Ken Garrett-131; Larry Russell-112; Larry Hopkins, 103)
<b>Two players w/ 100 yards passing</b> - vs. Campbell, 10/2/20 (Hartman 166, Kern 109)
<b>Two players w/ 100 yards receiving</b> - at North Carolina, 11/14/20 (Greene 170, Roberson 167)
<b>Lost OT game</b> - at Syracuse, 11/30/19 (Score: Syracuse 39-30 10T)
<b>Won OT game</b> - at Tulane, 8/30/18 (Score: Wake Forest 27-20, 10T)
<b>Won game on last play</b> - at Army, 9/9/15 (17-14) (Mike Weaver 47 field goal)
<b>Lost game on last play</b> - at Syracuse (30-39) 11/30/19 (1 OT) (fumble return for TD)
<b>Rallied from down 14 to win</b> - vs. Memphis, 12/22/18 (trailed 28-10 & won, 37-34)
<b>Beat ranked opponent</b> - vs. #19 Virginia Tech, 10/24/20 (Score: Wake Forest 23-16)
<b>Beat team ranked in top 15</b> - vs. #14/22/22 NC State, 11/8/18 (Score: Wake Forest 27-23)
<b>Beat team ranked in top five</b> - at #4 Tennessee, 10/26/46 (Score: Wake Forest 19-6)
<b>Forced four fumbles</b> - 4, vs. East Carolina, 9/20/03
<b>Recovered four fumbles</b> - 4, at Purdue, 9/21/02

## THE LAST TIME AN OPPONENT...

### INDIVIDUAL

<b>Rushed for 100 yards</b> - 168, J. Mitchell at Louisville, 12/12/20 (20 attempts)
<b>Rushed for 200 yards</b> - 205, Matthew Dayes vs. NC State, 10/24/15 (16 attempts)
<b>Rushed for 250 yards</b> - 276, Bruce Perry, vs. Maryland, 9/22/01 (30 attempts)
<b>A QB Rushed for 100 yards</b> - 124, Eric Dungey, vs. Syracuse, 11/3/18
<b>Passed for 300 yards</b> - 550, Sam Howell, at North Carolina, 11/14/20
<b>Passed for 400 yards</b> - 550, Sam Howell, at North Carolina, 11/14/20
<b>Passed for 500 yards</b> - 550, Sam Howell, at North Carolina, 11/14/20
<b>Had 100 yards receiving</b> - 189 & 163, D. Newsome & D. Brownm at North Carolina, 11/14/20
<b>Had 150 yards receiving</b> - 189 & 163, D. Newsome & D. Brownm at North Carolina, 11/14/20
<b>Had 200 yards receiving</b> - 238, Travis Rudolph at Florida State, 10/15/16
<b>Returned a kickoff for TD</b> - 98, Damond Philyaw-Johnson, vs. Duke, 11/23/19
<b>Returned a kickoff 100 yards</b> - Hassan Hall, vs. Louisville, 10/12/19
<b>Returned a punt for TD</b> - 52, Bra'Lon Cherry, vs. NC State, 10/24/15
<b>Returned a blocked punt for TD</b> - 0, Charles Oliver, vs. Texas A&M, 12/29/17
<b>Returned an INT for TD</b> - 14, Mike Panasiuk vs. Michigan State, 12/27/19
<b>Returned a fumble for TD</b> - 94, Trill Williams at Syracuse, 11/30/19
<b>Returned a punt at least 75 yards</b> - 83, Jonathan Krause, vs. Vanderbilt, 11/24/12 (TD)
<b>Rushed for three TDs</b> - 3, Trey Smith at Louisville, 10/27/18
<b>Rushed for four TDs</b> - 4, Cornell Brockington, vs UConn, 11/15/03
<b>Rushed for five TDs</b> - 5, Stan Fritts, vs. NC State, 10/14/72
<b>Threw four TD passes</b> - 6, Sam Howell, at North Carolina, 11/14/20
<b>Caught three TD passes</b> - 3, Tee Higgins, at Clemson, 11/16/19
<b>Made four FGs</b> - 4, Brian Delaney, vs. UVA, 10/17/20
<b>Had an 80-yard run</b> - 98, Josh Adams at Notre Dame, 11/14/15
<b>Had an 80-yard completion</b> - 84, Taylor Lamb to T.J. Watkins, at Appalachian State, 9/23/17
<b>Recorded three sacks</b> - 4, Wyatt Ray, vs Boston College, 9/13/18
<b>Intercepted two passes</b> - 2, Mark Gilbert, vs. Duke, 11/25/17
<b>Made a 50-yard FG</b> - 54, Brian Johnson, vs. Virginia Tech, 10/24/20

### TEAM

<b>Shut out Wake Forest</b> - 13-0, at Syracuse, 11/2/13
<b>Shut out Wake Forest in consecutive games</b> - vs. Virginia (14-0) and vs. Maryland (47-0), 10/26/74 & 10/19/74
<b>Rushed for more than 300 yards</b> - 471, vs. Clemson, 10/6/18
<b>Rushed for more than 400 yards</b> - 471, vs. Clemson, 10/6/18
<b>Rushed for more than 500 yards</b> - 536, vs. Clemson, 10/31/81
<b>Passed for more than 300 yards</b> - 550, at North Carolina, 11/14/20
<b>Had more than 600 yards total offense</b> - 742, at North Carolina, 11/14/20 (192 rush, 550 pass)
<b>Scored 50 points</b> - 59, at North Carolina, 11/14/20 (Score: North Carolina 59-53)
<b>Scored 60 points</b> - 62, Louisville, 10/12/19 (Score: Louisville 62-59)
<b>Scored 70 points</b> - 72, Florida State, 10/14/95 (Score: Florida State 72-13)
<b>Failed to rush for 100 yards</b> - 79, at Syracuse, 10/31/19 (22 att.)
<b>Failed to pass for 100 yards</b> - 88, vs. Elon, 9/21/19 (10-of-19)
<b>Held Wake Forest to fewer than 100 yards rushing</b> - 37 vs. Clemson, 9/12/20 (34 att.)
<b>Held Wake Forest to fewer than 100 yards passing</b> - 41, vs. Clemson, 11/16/19 (6-of-14, 2 int.)
<b>Held Wake Forest to fewer than 100 yards total offense</b> - 94, at UL-Monroe, 8/28/14
<b>Held Wake Forest without TD</b> - at Clemson, 11/16/19 (Score: Clemson, 52-3)
<b>Scored a safety</b> - vs. Syracuse, 10/8/16
<b>Blocked a punt</b> - Yasir Abdullah, at Louisville, 10/27/18
<b>Blocked a FG</b> - Jayden Peevy, vs. Texas A&M, Dec. 29, 2017
<b>Returned punt and kickoff for TD in same game</b> - never
<b>Faked a punt</b> - at Utah State, 9/16/17 (Jacob Wildman carried for 11 yards)
<b>Successfully faked a punt for first down</b> - at Utah State, 9/16/17 (Jacob Wildman carried for 11 yards)
<b>Failed 2-pt conversion</b> - at Virginia Tech, 11/9/19 (pass failed)
<b>Scored 2-pt conversion</b> - vs. North Carolina, 9/13/19
<b>Attempted an onside kick</b> - vs. Virginia Tech, 10/24/20 (failed)
<b>Recovered a successful onside kick</b> - vs. Virginia, 11/5/16 (recovered by Juan Thornhill)
<b>Two players with 100 yards rushing</b> - vs. Memphis (Patrick Taylor 110, Tony Pollard 109), 12/22/18
<b>Three players with 100 yards rushing</b> - vs. Clemson, 10/6/18 (Travis Etienne 167, Lyn-J Dixon 163, Adam Choice, 128)
<b>Two players with 100 yards passing</b> - at Utah State, 9/13/14 (Chuckie Keeton 166, Darell Garretson 121)
<b>Two players with 100 yards receiving</b> - at North Carolina, 11/14/20 (D. Newsome 189, D. Brown 163)
<b>Won OT game</b> - at Syracuse, 11/30/19 (Score: Syracuse 39-30 10T)
<b>Lost OT game</b> - at Tulane, 8/30/18 (Score: Wake Forest 27-20, 10T)
<b>Beat a ranked Wake Forest team</b> - at Virginia Tech, 11/9/19 (Score: VT 36, #19/19/22 WF 17)

Highlighted indicates accomplished during the 2020 season



# HEAD COACH DAVE CLAWSON



- Conference Champion in four separate Division-I leagues
- 10 All-America selections
- 47 All-ACC selections since 2014
- 19 NFL Draft Picks
- 2005 I-AA.org National Coach of the Year
- 2002 Schutt Sports/American Football I-AA Coach of the Year
- 17th most wins active FBS head coaches
- Two-time finalist for the Eddie Robinson Award
- Has led Wake Forest to a program record five straight bowl games
- Program record holder for bowl game wins
- Set over 300 Wake Forest program records since 2017
- Named Wake Forest's 32nd Head Coach on Dec. 10, 2013

When Dave Clawson was named Wake Forest University's 32nd head football coach on Dec. 10, 2013, he set out to build the top program in North Carolina and compete for championships.

After reaching a program record fifth-straight bowl game in 2020 and winning the Deacs' eighth Big 4 Championship in 2019, Clawson is realizing the vision of what he set out to create.

Clawson has also engineered an offense that has rewritten the record books at Wake Forest. The Deacons have set over 300 school records including marks for points scored, points per game, total offensive yards, first downs and passing yards over the past four seasons.

Clawson co-owns the school record for bowl victories, has climbed to the third-most wins in school history, and has led Wake Forest to a five-year period (2016-20) of success that had been unmatched since the 1940s.

Meanwhile, the long-awaited Sutton Sports Performance Center opened last fall and gave Wake football a state-of-the-art facility that features a world-class strength and conditioning complex to go with 16,000 square feet of space for coaches' offices, recruiting space and team meeting areas as well as a specialized nutrition center.

Clawson joined the Demon Deacons after five seasons as the head coach at Bowling Green State University where he led the Falcons to the 2013 Mid-American Conference championship with a 47-27 win over No. 16 Northern Illinois.

In his 21 years as a head coach, Clawson has delivered a conference championship at each of his first three stops. Prior to the 2013 MAC title, Clawson helped Richmond to a pair of Colonial Athletic Association titles in 2005 and 2007. His first championship as a head coach came in 2002 when he led Fordham to the Patriot League title.

He has also earned numerous Coach of the Year awards. He was the Patriot League Coach of the Year in 2001 and 2002 and was awarded the 2005 Atlantic 10 Coach of the Year award in just his second year in the league. The 2007 CAA Coach of the Year award marked his fourth conference Coach of the Year honor in his first nine years as a head coach.

In 2002, Clawson was the Schutt Sports/American Football Monthly I-AA Coach of the Year and a finalist for the Eddie Robinson Award. In 2005, Clawson earned National Coach of the Year from I-AA.org and was again a finalist for the Eddie Robinson Award.

## DEACS RECORDS UNDER DAVE CLAWSON SINCE 2017

Over the past four seasons, Wake Forest has had a multitude of record breaking performances and that has helped the program reach new heights. Below are just some of the key records broken since the start of the 2017 season:

### SEASON RECORDS

Season	Total Points	Points per game
2017	459*	35.3*
Season	Total Yards	Offense average
2017	6,055*	465.8*
Season	Total Passing	Passing yds/g
2019	3,748*	288.3*
Season	Total First Downs	First Downs/g
2018	320*	24.6*

### SINGLE GAME RECORDS

Season	Game	Total Yard
2017	Syracuse	734*
Season	Game	Passing TDs
2017	Twice	5*
Season	Game	Total Plays
2018/19	Twice	105*
Season	Game	Total First Downs
2019	Louisville	40*

# PROVEN WINNER



Throughout his coaching career, Dave Clawson has shown to be one of the best program builders in the game. He has help lift the Demon Deacon program to new

heights with four consecutive bowl appearances for the first time in the programs history. But he is just doing what he has always done.

At each of his previous three stops, he has won at least one conference title and is the only active FBS head coach to win a Division I conference championship in four different conferences. This included two conference titles during his time at Richmond.

## DAVE CLAWSON

### NCAA WINNINGEST ACTIVE COACHES BY CAREER WINS

1. Mack Brown, North Carolina 259
2. Nick Saban, Alabama 255
3. Brian Kelly, Notre Dame 252
4. Willie Fritz, Tulane 183
5. Kirk Ferentz, Iowa 180
6. Gary Patterson, TCU 178
7. Chris Creighton, Eastern Michigan 169
8. Skip Holtz, Louisiana Tech 149
9. Lance Leipold, Kansas 146
10. Craig Bohl, Wyoming 142
11. Mike Leach, Mississippi State 142
12. Dabo Swinney, Clemson 139
13. Mike Gundy, Oklahoma State 136
14. Kyle Whittingham, Utah 133
15. Dave Clawson, Wake Forest 130
16. Bronco Mendenhall, Virginia 129
17. David Cutcliffe, Duke 118
18. Jim Harbaugh, Michigan 107
19. Chuck Martin, Miami (Ohio) 104
20. Randy Edsall, Connecticut 102

## PERSONAL INFORMATION

**Born:** August 16, 1967  
**Hometown:** Youngstown, N.Y.  
**Education:** 1989 - Bachelor's from Williams; 1992 - Master's from SUNY Albany  
**Playing Experience:** Williams - DB (1985-88)  
**Wife:** Catherine  
**Children:** Courtney and Eric

## COACHING CAREER

2014-Pres.	Wake Forest	Head Coach
2009-13	BGSU	Head Coach
2008	Tennessee	Offensive Coordinator
2004-07	Richmond	Head Coach
1999-03	Fordham	Head Coach
1996-98	Villanova	Offensive Coordinator
1994-95	Lehigh	Offensive Coordinator
1993	Lehigh	Running Backs
1992	Buffalo	QBs / Running Backs
1991	Buffalo	Secondary
1990	Albany	Secondary
1989	Albany	QBs / Running Backs

## WF'S RECORD IN CLAWSON ERA

	2014-present
Overall	40-45
Home	23-20
Road	14-23
ACC	20-36
ACC at home	11-17
ACC on road	9-19
Neutral Site	3-2
August	3-1
September	17-9
October	9-14
November	7-17
December/January	3-3
In Bowl Games	3-2
vs. Above .500 (time of game)	19-30
vs. Below or At .500 (time of game)	21-15

Non-Conference Record...	2014-present
Overall	20-9
at home	12-2
on the road	5-4
neutral site	3-2

vs. Ranked Opponents...	2014-present
Overall	4-15
vs. Top 5	0-9
at home	2-7
on the road	1-8
neutral site	1-0

Record When Allowing...	2014-present
less than 14 points	9-0
less than 21 points	26-7
21+ points	2-9
30+ points	6-29
35+ Points	4-24
Defensive Touchdown	1-8
Special Teams Touchdown	2-2

Record When...	2014-present
leading after the 1st quarter	25-15
trailing after the 1st quarter	7-25
tied after the 1st quarter	8-5
leading at halftime	27-10
trailing at halftime	8-30
tied at halftime	5-5
halftime lead/deficit within 4 pts.	10-12
leading after the 3rd quarter	31-6
trailing after the 3rd quarter	7-36
tied after the 3rd quarter	2-3
3rd Qtr. lead/deficit within 4 pts.	17-11
tied after the 4th quarter/OT	2-1
Turnover Margin Even	9-10
Turnover Margin +1 or better	27-10
Turnover Margin +2 or better	16-3
Turnover Margin +3 or better	10-0
Turnover Margin -1 or worse	6-23
Turnover Margin -2 or worse	4-10
Turnover Margin -3 or worse	1-5

Record With...	2014-present
less than 300 yards total off.	3-19
300+ yards total offense	37-26
400+ yards total offense	24-9
500+ yards total offense	19-6
600+ yards total offense	5-2
less than 100 yards rushing	5-24
100+ yards rushing	35-21
150+ yards rushing	29-10
200+ yards rushing	19-6
250+ yards rushing	8-2
less than 200 yards passing	13-18
less than 300 yards passing	25-33
300+ yards passing	11-7

ASSISTANT COACHING STAFF



**ASSOCIATE HEAD COACH/WRS  
KEVIN HIGGINS**

Wake Forest's 89 touchdown receptions during the 2018 and 2019 seasons are the most of any ACC team during that time.

During the 2019 season, Sage Surratt and Kendall Hinton became the first duo in school history to each have over 1,000 yards receiving in the same season.

Compiled a 99-83-1 record in 16 years as a head coach.



**ASST HC FOR DEFENSE/DL  
DAVE COHEN**

Each season since he has arrived on campus at least one defensive lineman has earned All-ACC honors.

Over the last four seasons, the Deacons have racked up 136 sacks, the most sacks of any five-year period in school history.

Carlos "Boogie" Basham Jr. recorded 11 sacks in 2019, the second-most in a season by a Wake Forest player.



**OFFENSIVE COORDINATOR/QBS  
WARREN RUGGIERO**

Coordinated a Demon Deacon offense that has set or tied over 300 offensive records since the start of 2017.

The last four seasons have produced the three highest scoring seasons in school history with the Deacs setting a program record in 2020 with 36.0 points per game.

In 2019, Wake Forest finished 15th in the nation in total offense, the highest-finish every for a Demon Deacon team.



**DEFENSIVE COORDINATOR/SAFETIES  
LYLE HEMPHILL**

In 2020, the Deacs ranked in the top 15 nationally in turnover margin, interceptions and defensive touchdowns.

Hemphill mentored safety Jessie Bates, III who was taken in the second round of the 2018 NFL Draft by the Cincinnati Bengals.

2015 FCS Defensive Coordinator of the Year by FootballScoop at Stony Brook.



**SPECIAL TEAMS COORDINATOR/TES  
WAYNE LINEBURG**

Tutored kicker Nick Sciba who set the NCAA record by converting 34 consecutive field goal tries over the 2018 and 2019 seasons.

Oversaw the development of tight end Cam Serigne who earned first team All-ACC honors and set the conference record for receptions, receiving yards and touchdown catches by a tight end in a career.



**ASST ST COORDINATOR/ROVERS  
RYAN CRAWFORD**

Essang Bassej and Amari Henderson finished their Demon Deacon careers as No. 2 and No. 3 in passes defended among all active FBS players. Bassej recorded 50 over his career while Henderson had 48 under his tutelage.

In all, six different defensive backs had an interception during the 2019 campaign accounting for 10 of the team's 14 interceptions on the season under his tutelage.



**RUNNING BACKS  
JOHN HUNTER**

Put together three straight seasons of rushing for over 2,000 yards from 2017-19, the first time that has happened since 1996.

Wake has rushed for 83 touchdowns over the last four years, the most-productive three-year stretch since 2003.

Tutored Matt Colburn II and Cade Carney who finished sixth and seventh in school history in career rushing yards.

THEY'RE BACK

Six of the 10 assistant coaches on the current Wake Forest football coaching staff have been in Winston-Salem since head coach Dave Clawson arrived ahead of the 2014 season.

Paul Williams and Greg Jones both enter their second seasons as full-time members of the staff. Prior to the 2020 season, Jones served as both the director of recruiting and as a graduate assistant for the Demon Deacons.

During the 2004 season Coach Cohen, Coach Hemphill and Coach Williams all served on the same staff at University of Delaware. A year prior, Cohen and Williams helped lead the Blue Hens to the 2003 FCS National Championship with a 40-0 victory over Colgate.

Before coming to Wake Forest at the start of Dave Clawson's tenure in 2014, Coach Hunter spent the previous five seasons working on Clawson's staff at Bowling Green. He served both as a recruiting coordinator and running backs coach during their tenure, helping guide the Falcons to a 2013 Mid-American Conference title.



**OFFENSIVE LINE  
NICK TABACCA**

Placed four of its five offensive line starters on the All-ACC team following the 2019 season, the first time in school history.

Set the school record for passing yards in a season in 2019 while posting its lowest sacks allowed per pass attempt since 1998.

Five #BeefBoys have made it to the NFL including Justin Herron and Phil Haynes who were drafted.



**CORNERBACKS  
PAUL WILLIAMS**

Williams has a long history of training NFL talent over his 24-year coaching career. Currently, Williams has 11 players on active NFL rosters and has produced 13 NFL draft picks from five different schools.

Over his five seasons at Miami (FL), Williams helped develop eight future NFL players including 2016 first-round pick, Artie Burns. All eight are still currently on active rosters.



**LINEBACKERS  
GREG JONES**

A rising star in the industry, Jones spent the past season as the director of player personnel/recruiting for the Deacs.

In the 247Sports era, signed the two highest rated recruits in Wake Forest history.

In his first two seasons in Winston-Salem, Jones worked as a defensive graduate assistant.

QUICK NOTES

- The Wake Forest assistant coaches have a combined 220 years of coaching at the college level with five coaches with 20-plus seasons of experience.
- Coach Higgins, Coach Cohen and Coach Ruggiero all have head coaching experience at the college level.
- On top of his 36 years of college coaching experience, Coach Higgins was on the Detroit Lions coaching staff from 2001-04.
- Coach Hunter's son, Baer, is a senior defensive end at Appalachian State. He is on the 2021 Outland and Rimington Trophy Watch List to start the season.

# TOP PERFORMANCES UNDER CLAWSON TEAM

## POINTS

1.	66 <sup>^</sup>	vs Campbell	10/2/20
2.	64	vs Syracuse	11/11/17
3.	59	vs Louisville	10/12/19
	59	at Duke	11/24/18
5.	56	at Louisville	10/27/18
	56	vs Rice	9/29/18

## TOTAL OFFENSE

1.	734*	at Syracuse	11/11/17
2.	668	vs Louisville	10/12/19
3.	648	at Texas A&M	12/29/19
4.	625	vs Louisville	10/28/17
5.	618	vs Duke	12/23/19

## RUSHING YARDS

1.	371	at Syracuse	11/11/17
2.	368	at Louisville	10/27/18
3.	340	at Duke	11/24/18
4.	340	vs Towson	9/8/18
5.	334	vs Duke	11/23/19

## PASSING YARDS

1.	461	vs Louisville	10/28/17
2.	429	at North Carolina	11/14/20
3.	423	vs Louisville	10/12/19
4.	421	at Syracuse	11/30/19
5.	407	vs Wisconsin	12/30/20

## PASSING TOUCHDOWNS

1.	6	vs Elon	9/21/19
2.	5	vs Louisville	10/12/19
	5	vs Louisville	10/28/17
	5	vs Presbyterian	8/31/17
5.	4	at Duke	11/24/18
	4	at North Carolina	11/14/20

## RUSHING TOUCHDOWNS

1.	6	vs Campbell	10/2/20
2.	5	at Louisville	10/27/18
	5	at Syracuse	11/11/17
4.	4	vs Delaware	9/17/16
	4	at NC State	9/19/20

## PASSING COMPLETIONS

1.	34	vs Utah State	8/30/19
2.	33	vs Louisville	10/12/19
3.	32	vs Elon	9/21/19
	32	vs Texas A&M	12/29/17
5.	31	at Syracuse	11/30/19

## THIRD DOWN PERCENTAGE

1.	70.8 (17-24)	at Boston College	9/28/19
2.	66.6 (12-18)	at Duke	11/24/18
3.	62.5 (10-16)	vs Towson	9/8/18
4.	61.5 (8-13)	vs Louisville	10/28/17
5.	58.8 (10-17)	vs Delaware	9/17/16

## FIRST DOWNS

1.	40*	vs Louisville	10/12/19
2.	34	at Notre Dame	11/4/17
3.	33	at Syracuse	11/11/17
4.	32	at NC State	9/19/20
	32	at Syracuse	11/30/19
	32	vs Elon	9/21/19

## FEWEST POINTS ALLOWED

1.	0*	at Boston College	10/10/15
2.	3	vs Tulane	9/1/16
	3	vs Elon	9/3/15
	3	vs Virginia Tech	11/22/14
5.	7	at Elon	9/21/19

## FEWEST YARDS ALLOWED

1.	94	vs Delaware	9/17/16
2.	131	vs Gardner-Webb	9/6/14
3.	151	vs Elon	9/3/15
4.	167	vs Boston College	11/26/16
5.	183	vs Elon	9/21/19

## FEWEST RUSHING YARDS ALLOWED

1.	-20	vs #23 Temple	12/27/17
2.	37	at Duke	9/10/16
3.	42	vs Utah State	9/16/17
4.	47	at #15 NC State	11/8/18
5.	51	vs Elon	9/3/15

## FEWEST PASSING YARDS ALLOWED

1.	18	vs Army	9/3/15
2.	38	vs Delaware	12/27/16
3.	41	vs Presbyterian	11/23/19
4.	54	at Army	9/19/15
	54	vs Gardner-Webb	9/6/14

## TURNOVERS FORCED

1.	5	at Indiana	9/24/16
	4	at #1 Clemson	11/21/15
	4	at Florida State	10/15/16
	4	at Boston College	9/9/17
	4	at Duke	11/24/18
	4	vs Campbell	10/2/20

## SACKS

1.	7.0	vs Louisville	10/28/17
2.	7.0	vs NC State	10/24/15
	6.0	at Indiana	9/26/15
	6.0	vs North Carolina	9/13/19
5.	5.0	vs Duke	10/23/19

## TACKLES FOR LOSS

1.	17.0	vs Florida State	9/30/17
2.	13.0	vs #23 Temple	12/27/16
3.	12.0	at #1 Clemson	11/21/15
	12.0	vs Louisville	10/12/19
5.	11.0	at #15 NC State	11/8/18

## OPPONENT THIRD DOWN PERCENTAGE

1.	7.6 (1-13)	vs Elon	9/3/15
2.	8.3 (1-12)	vs #23 Temple	12/27/16
3.	9.0 (1-11)	vs Duke	11/23/19
4.	11.1 (1-9)	at Syracuse	9/12/15
	12.5 (2-16)	vs North Carolina	9/13/19

## FEWEST OPPONENT FIRST DOWNS

1.	6	vs Elon	9/3/15
2.	10	vs Boston College	11/26/16
3.	11	vs Elon	9/21/19
	11	at Army	9/19/15
	11	vs Gardner-Webb	9/6/14

\* Indicates a school record  
<sup>^</sup>Indicates Truist Field record

# TOP PERFORMANCES UNDER CLAWSON INDIVIDUAL

## PASSING YARDS

1.	461	J. Wolford	vs Louisville	10/28/17
2.	429	S. Hartman	at UNC	11/14/20
3.	401	J. Newman	vs Utah State	10/12/19
4.	400	J. Wolford	vs Texas A&M	12/29/17
5.	378	S. Hartman	at Tulane	8/30/19

## RUSHING YARDS

1.	243	M. Colburn II	at Louisville	10/27/18
2.	237	M. Colburn II	at Syracuse	11/11/17
3.	223	C. Carney	at Duke	11/24/18
4.	150	M. Colburn II	vs Texas A&M	12/29/17
5.	144	J. Newman	vs Duke	11/23/19

## RECEIVING YARDS

1.	196	S. Surratt	vs Louisville	10/12/19
2.	189	K. Hinton	vs Duke	11/23/19
3.	172	D. Greene	at Syracuse	11/30/19
4.	171	A. Bachman	vs Memphis	12/22/18
5.	170	S. Surratt	vs Florida State	10/19/19
	170	D. Greene	at UNC	11/14/20

## RECEPTIONS

1.	13	K. Hinton	vs Louisville	10/12/19
2.	12	S. Surratt	vs Louisville	10/12/19
	12	G. Dortch	at Tulane	8/30/18
	12	J. Roberson	at UNC	11/14/20
5.	11	K. Hinton	at Syracuse	11/30/19
	11	S. Surratt	at Tulane	8/30/19

## LONGEST PASS

1.	80	Roberson from Hartman	at Syracuse	10/31/20
2.	75	Greene from Hartman	at Syracuse	11/30/19
3.	70	Surratt from Newman	vs Utah St	8/30/19
4.	62	Hinton from Newman	vs Duke	11/23/19
5.	59	Washington from Newman	at Rice	9/6/19
	59	Washington from Newman	vs NC State	11/2/19

## LONGEST RUSH

1.	96*	K. Walker III	at Rice	9/6/19
2.	76	M. Colburn II	at Syracuse	11/11/17
3.	75*	K. Walker III	vs. UVA	10/17/20
4.	74	M. Colburn II	at Louisville	10/27/18
5.	70	J. Wolford	vs Elon	9/3/15

## SACKS

1.	3.0	D. Ejiofor	at Duke	9/10/16
2.	2.5	D. Ejiofor	at Georgia Tech	10/21/17
	2.5	C. Basham	vs North Carolina	9/13/19
	2.5	C. Basham	vs Duke	11/23/19
5.	2.0	W. Yarbary	at Duke	11/24/18

## LONGEST PUNT

1.	80	D. Maggio	vs Clemson	11/19/16
2.	74	D. Maggio	vs Duke	11/25/17
3.	73	A. Kinal	vs Clemson	11/6/14
4.	70	A. Kinal	vs Elon	9/3/15
5.	66	D. Maggio	at Clemson	11/16/19

## LONGEST FIELD GOAL

1.	50	M. Weaver	vs Clemson	11/6/14
	49	N. Sciba	vs Memphis	12/22/18
3.	47	M. Weaver	at Army	9/19/15
4.	46	M. Weaver	vs Virginia	11/5/16
	46	N. Sciba	vs. Virginia Tech	10/24/20

# NUMERICAL ROSTER

NO.	NAME	POS.	HT.	WT.	YR.	HOMETOWN/HIGH SCHOOL/PREVIOUS SCHOOL
0	Christian Turner	RB	5-11	200	R-So.	Buford, GA/Buford
0	Tyriq Hardimon	DB	6-0	194	R-Jr.	Marietta, GA/Lassiter
1	Christian Beal-Smith	RB	5-10	200	R-Jr.	Winston-Salem, NC/East Forsyth
1	Sulaiman Kamara	DL	6-2	291	R-Sr.	Richmond, VA/Hermitage
2	Donald Stewart	WR	6-4	210	R-Sr.	Elizabeth, NJ/Paramus Catholic/Stanford
2	Luiji Vilain	DL	6-4	252	Gr.	Ottawa, Ontario, Canada/Episcopal (Va.)/Michigan
3	Nasir Greer	DB	6-0	201	Jr.	Rex, GA/Stockbridge
4	Ja'Corey Johns	DL	6-4	259	R-So.	Cartersville, GA/Cartersville
4	Nick Sciba	PK	5-9	191	Jr.	Clover, SC/Clover
5	Jaquarii Roberson	WR	6-1	182	R-Jr.	Murfreesboro, NC/Hertford County
5	Ryan Smenda, Jr.	LB	6-2	237	Jr.	Orange Park, FL/Fleming Island
6	Ja'Sir Taylor	DB	5-10	185	Sr.	Asbury Park, NJ/Brick Township
7	Donavon Greene	WR	6-2	210	R-Fr.	Mount Airy, NC/Mount Airy
7	Tyler Williams	DL	6-2	297	R-Jr.	West Palm Beach, FL/Oxbridge Academy
8	Isaiah Wingfield	DB	6-0	193	Gr.	Burlington, N.J./The Lawrenceville School/Harvard
9	Chelen Garnes	DB	5-11	200	So.	Waldorf, MD/North Point/Navy
9	A.T. Perry	WR	6-5	206	R-So.	Lake Worth, FL/Park Vista Community
10	Kenneth Dicks III	DB	6-0	203	R-So.	Cumming, GA/Lambert
10	Sam Hartman	QB	6-1	208	R-So.	Cornelius, NC/Oceanside Collegiate (SC)
11	Miles Fox	DL	6-1	297	R-Sr.	Lawrenceville, GA/Collins Hill/Old Dominion
11	Santino Marucci	QB	6-1	203	Fr.	Jacksonville, FL/Bartram Trail
12	Mitch Griffis	QB	5-11	192	Fr.	Ashburn, VA/Broad Run
12	Luke Masterson	LB	6-2	231	R-Sr.	Naples, FL/Gulf Coast
13	DaShawn Jones	DB	6-0	176	Fr.	Baltimore, MD/Mount Saint Joseph
13	Ke'Shawn Williams	WR	5-10	185	Fr.	Philadelphia, PA/Springside Chestnut Hill Academy
14	Justice Ellison	RB	5-10	204	Fr.	Oakton, VA/The Flint School
14	Evan Slocum	DBS	5-10	190	Fr.	Cartersville, GA/Cartersville
15	Jaylen Hudson	LB	6-3	241	R-Fr.	Fayetteville, NC/Cape Fear
15	Michael Kern	QB	6-2	190	R-Fr.	Orlando, FL/Lake Nona
17	Leo Kelly	QB	6-3	227	R-Fr.	Monkton, MD/St. Paul's
17	Traveon Redd	DB	6-0	201	R-Sr.	Martinsville, VA/Magna Vista
18	Billy Edwards Jr.	QB	6-3	216	Fr.	Burke, VA/Lake Braddock
18	KJ Trujillo	DB	6-0	172	So.	Buena Park, Calif./Lutheran/Colorado
20	Coby Davis	DB	5-11	197	R-Jr.	Upper Marlboro, MD/Maret School
20	Cameron Hite	TE	6-3	232	R-Fr.	Greeneville, TN/Greeneville
21	Chase Jones	LB	6-1	231	So.	Warren, NJ/St. Peter's Prep
22	Will Towns	RB	5-11	197	Fr.	Jackson, NJ/Jackson Memorial
22	A.J. Williams	DB	5-11	192	R-Fr.	Bamberg, SC/Bamberg-Ehrhardt
23	Jarrett Alston	DB	5-8	163	R-Fr.	Temple Hills, MD/St. John's College HS
23	Brandon Chapman	TE	6-5	243	R-Sr.	Grove City, OH/Grove City
24	Gavin Holmes	DB	5-11	173	Fr.	Metarie, LA/Archbishop Rummel
24	Dez Williams	WR	6-2	212	Fr.	Leonardtown, MD/St. Mary S. Ryken
25	Horatio Fields	WR	6-3	194	Fr.	Douglasville, GA/New Manchester
25	JJ Roberts	DB	5-11	193	Fr.	Hurricane, WV/Cabell Midland
26	Quincy Bryant	LB	5-11	214	Fr.	Lilburn, GA/Parkview
27	Malik Mustapha	DB	5-10	197	Fr.	Charlotte, NC/Weddington/Richmond
28	Quinton Cooley	RB	5-9	213	Fr.	Bailey, NC/Southern Nash
28	Zion Keith	DB	6-1	180	R-So.	Florence, SC/Wilson
29	Caelen Carson	DB	6-0	190	Fr.	Waldorf, MD/North Point
29	Christian Greene	WR	6-2	170	Fr.	Ashburn, VA/Briar Woods HS
30	Jasheen Davis	DL	6-3	253	Fr.	Snellville, GA/Shiloh
30	Ahmani Marshall	RB	6-2	220	Fr.	Winston-Salem, NC/East Forsyth
32	Jarrett Brown	WR	6-0	180	R-Fr.	Flower Mound, TX/Marcus
32	Joshua Sosanya	LB	6-1	212	Fr.	Raleigh, NC/Wakefield
34	Walker Ferguson	WR	6-2	205	Fr.	Richmond, VA/Trinity Episcopal School
34	Zach Ranson	LB	6-2	222	R-Fr.	Snellville, GA/St. Pius X Catholic
35	Kendron Wayman	DL	6-4	241	Fr.	Denton, MD/North Carolina
36	Ivan Mora	P/PK	6-0	180	R-Fr.	Dalton, GA/Dalton
36	Annuj Shah	DB	5-7	158	Jr.	Columbus, GA/Columbus
37	Christian Masterson	DB	5-11	185	Fr.	Naples, FL/Gulf Coast
37	Jack Porter	RB	5-10	176	Fr.	Chagrin Falls, OH/Kenston
38	Trent Nicholson	DB	5-11	167	Fr.	Sammamish, WA/Eastlake
38	Nick Ragano	WR	6-0	172	Fr.	Clifton, VA/Centreville
39	Royce Francis	DL	6-3	260	R-So.	Powder Springs, GA/Allatoona
39	Zavier Simpson	WR	6-3	210	Fr.	Indianapolis, IN/Pike
40	Rondell Bothroyd	DL	6-4	258	R-So.	Willington, CT/E.O. Smith
40	Gavin Ellis	TE	6-5	226	Fr.	Hampstead, NC/Topsail
41	Graham Murphey	TE	6-2	230	Fr.	Naples, FL/Community School of Naples
41	John Peterson III	DB	5-11	190	Fr.	Elon, NC/Episcopal
42	Josh Igwebe	RB	6-0	200	Fr.	Clarksville, MD/River Hill
43	BJ Williams	DL	6-4	248	Fr.	Johnston, SC/Strom Thurmond
44	Ryan Dupont	TE	6-1	235	Fr.	Roswell, GA/Blessed Trinity Catholic
44	Justin Williams	DL	6-2	277	R-Fr.	Seffner, FL/Armwood
45	Nick Andersen	DB	5-11	194	Fr.	Clinton, VA/Centerville
46	D.J. Taylor	LB	6-1	245	R-Jr.	Belvidere, TN/Huntland
48	Alex Murphey	DB	5-11	198	Jr.	Naples, FL/Community School of Naples
49	Cody Cater	DB	6-1	204	Fr.	Charlotte, NC/Providence Day School
50	Dylan Hazen	LB	6-1	227	Fr.	The Woodlands, TX/College Park
50	Zach Tom	OL	6-5	294	R-Jr.	Prairieville, LA/Catholic
51	Will Smart	DL	6-4	281	R-Fr.	Milford, NJ/Delbarton School
52	Spencer Clapp	OL	6-6	302	R-Jr.	Gibsonville, NC/Eastern Guilford
52	Justin Simpkins	DB	6-3	180	Fr.	Newton, NC/Fred T Foard
53	Je'Vionte' Nash	OL	6-3	298	R-Sr.	Orange Park, FL/Oak Leaf

# ALPHABETICAL

23	Jarrett Alston	Jr.	DB
45	Nick Andersen		DB
56	Mark Balbis		LB
80	Jahmal Banks		WR
1	Christian Beal-Smith		RB
95	Dion Bergan	Jr.	DL
82	Trey Boll		TE
81	Anthony Borrielo		DB
40	Rondell Bothroyd		DL
96	Claude Bragg		DL
32	Jarrett Brown		WR
26	Quincy Bryant		LB
29	Caelen Carson		DB
49	Cody Cater		DB
87	Teddy Centofanti		WR
93	Isaiah Chaney		DL
23	Brandon Chapman		TE
52	Spencer Clapp		OL
54	Will Cobb		LS
76	Jaydon Collins		OL
28	Quinton Cooley		RB
98	Wyatt Crespi		DL
20	Coby Davis		DB
30	Jasheen Davis		DL
75	Terrance Davis		OL
99	Matthew Dennis		K
10	Kenneth Dicks III		DB
44	Ryan Dupont		TE
18	Billy Edwards Jr.		QB
88	Andy Elkins		WR
40	Gavin Ellis		TE
14	Justice Ellison		RB
71	C.J. Elmonus		OL
34	Walker Ferguson		WR
25	Horatio Fields		WR
78	Christian Forbes		OL
11	Miles Fox		DL
39	Royce Francis		DL
86	Michael Frogge		TE
9	Chelen Garnes		DB
92	Bernard Gooden		DL
62	DeVonte Gordon		OL
29	Christian Greene		WR
7	Donavon Greene		WR
3	Nasir Greer		DB
12	Mitch Griffis		QB
68	Thomas Grippo		OL
54	Matt Gulbin		OL
0	Tyriq Hardimon		DB
10	Sam Hartman		QB
50	Dylan Hazen		LB
84	Jackson Hensley		WR
20	Cameron Hite		TE
84	Troy Hoilman		DB
24	Gavin Holmes		DB
15	Jaylen Hudson		LB
42	Josh Igwebe		RB
4	Ja'Corey Johns		DL
21	Chase Jones		LB
13	DaShawn Jones		DB
55	Michael Jurgens		OL
1	Sulaiman Kamara		DL
28	Zion Keith		DB
17	Leo Kelly		QB
15	Michael Kern		QB
94	Zach Lohavichan		DL
79	Sean Maginn		OL
30	Ahmani Marshall		RB
11	Santino Marucci		QB
37	Christian Masterson		DB
12	Luke Masterson		DB
55	Max Miller		LB
58	Chase Monroe		LB
36	Ivan Mora		P/PK
83	Taylor Morin		WR
48	Alex Murphey		DB
41	Graham Murphey		TE
88	Zach Murphy		PK/P
27	Malik Mustapha		DB
53	Je'Vionte' Nash		OL
59	Loic Ngassam Nya		OL
38	Trent Nicholson		DB
63	Jake Pascual		OL

# NUMERICAL ROSTER

NO.	NAME	POS.	HT.	WT.	YR.	HOMETOWN/HIGH SCHOOL/PREVIOUS SCHOOL
54	Will Cobb	LS	5-10	191	Fr.	Matthews, NC/Weddington
54	Matt Gulbin	OL	6-4	296	Fr.	Wilton, CT/Wilton
55	Michael Jurgens	OL	6-4	298	R-So.	Gaithersburg, MD/Damascus
55	Max Miller	LB	6-0	206	Fr.	Frankfort, IL/Fork Union Military Academy
56	Mark Balbis	LB	6-1	219	Fr.	Jupiter, FL/Jupiter
58	Chase Monroe	LB	6-2	212	R-Jr.	Huntersville, NC/Davidson Day
59	Loic Ngassam Nya	OL	6-3	303	R-Jr.	Silver Spring, MD/Springbrook
59	Jonathan Saklad	DL	6-2	259	Fr.	Wyndham, NH/St. Paul's
60	Hampton Tanner	OL	6-4	275	Fr.	Fernandina, FL/Fernandina Beach
62	DeVonte Gordon	OL	6-5	303	R-Fr.	Washington, D.C./The Maret School
63	Jake Pascual	OL	6-3	275	Fr.	Pfafftown, NC/Reagan
67	Trey Turner	OL	6-3	274	R-So.	Peachtree City, GA/Woodward Academy
68	Thomas Grippo	OL	6-3	279	Fr.	West Orange, NJ/Seton Hall Prep
70	Nick Sharpe	OL	6-2	343	Fr.	Gastonia, N.C./Hunter Huss
71	C.J. Elmonus	OL	6-7	284	R-Fr.	Fairview, NC/A.C. Reynolds
72	Erik Russell	OL	6-8	272	Fr.	Boston, MA/Boston College High
73	Zach Vaughan	OL	6-6	302	Fr.	Milton, MA/Milton Academy
74	Luke Petitbon	OL	6-2	295	Fr.	Annapolis, MD/Gonzaga College
75	Terrance Davis	OL	6-3	317	R-Sr.	Temple Hills, MD/DeMatha Cathloic/Maryland
76	Jaydon Collins	OL	6-6	298	Fr.	Greer, SC/Greer
77	George Sell	OL	6-4	286	Fr.	Chagrin Falls, OH/Kenston
78	Christian Forbes	OL	6-4	276	Fr.	Plainsboro, NJ/Lawrenceville Academy
79	Sean Maginn	OL	6-3	298	R-Jr.	Suwanee, GA/North Gwinnett
80	Jahmal Banks	WR	6-4	208	Fr.	Bethesda, MD/St. Frances Academy
81	Anthony Borriello	DB	5-11	180	Fr.	Red Bank, NJ/Red Bank Catholic
82	Trey Boll	TE	6-4	226	Fr.	Richmond, VA/Collegiate
83	Taylor Morin	WR	5-10	176	R-Fr.	Centreville, VA/Westfield
84	Jackson Hensley	WR	6-0	197	Fr.	Pikeville, KY/Pikeville
84	Troy Hoilman	DB	6-2	195	Fr.	Newland, NC/Avery County
85	Blake Whiteheart	TE	6-4	240	R-So.	Winston-Salem, NC/Mt. Tabor
86	Michael Frogge	TE	6-5	224	Fr.	Greensboro, NC/Northern Guilford
87	Teddy Centofanti	WR	5-11	184	R-So.	Winchester, MA/Winchster
88	Andy Elkins	WR	6-1	193	R-Fr.	Cambridge, MA/Buckingham Browne & Nichols
88	Zach Murphy	PK/P	6-0	194	R-Jr.	Raleigh, NC/Ravenscroft
89	Alec Rowan	TE	6-3	215	R-So.	Indian Trail, NC/Metrolina Christian
89	Luke Terrell	DB	6-1	185	Fr.	Willowbrook, IL/Hinsdale South
90	Jacob Zuhr	LS	6-0	214	Fr.	Oviedo, FL/Hagerty
91	Kevin Pointer	DL	6-1	285	Fr.	Jonesboro, AR/Jonesboro Senior/UL-Monroe
92	Bernard Gooden	DL	6-1	281	Fr.	Montgomery, AL/Park Crossing
93	Isaiah Chaney	DL	6-4	265	R-Fr.	Cartersville, GA/Cartersville
94	Zach Lohavichan	DL	6-3	267	Fr.	Charlotte, NC/Providence Day School
95	Dion Bergan, Jr.	DL	6-1	294	Jr.	Kissimmee, FL/Osceola
96	Claude Bragg	DL	6-4	231	Fr.	Davidson, NC/Community School of Davidson
98	Wyatt Crespi	DL	6-1	268	Fr.	Concord, CA/De La Salle
99	Matthew Dennis	K	5-11	181	Fr.	Charlotte, NC/Myers Park

## ALPHABETICAL

9	A.T. Perry	WR
41	John Peterson III	LB
74	Luke Petitbon	OL
91	Kevin Pointer	DL
37	Jake Porter	RB
38	Nick Ragano	WR
34	Zach Ranson	LB
17	Traveon Redd	DB
5	Jaquarii Roberson	WR
25	JJ Roberts	DB
89	Alec Rowan	TE
72	Erik Russell	OL
59	Jonathan Saklad	DL
4	Nick Sciba	PK
77	George Sell	OL
36	Annuj Shah	DB
70	Nick Sharpe	OL
52	Justin Simpkins	DB
39	Zavier Simpson	WR
14	Evan Slocum	DB
51	Will Smart	DL
5	Ryan Smenda, Jr.	LB
32	Joshua Sosanya	LB
2	Donald Stewart	WR
60	Hampton Tanner	OL
46	D.J. Taylor	LB
6	Ja'Sir Taylor	DB
89	Luke Terrell	DB
50	Zach Tom	OL
22	Will Towns	RB
18	KJ Trujillo	DB
0	Christian Turner	RB
67	Trey Turner	OL
73	Zach Vaughan	OL
2	Luiji Vilain	DL
35	Kendron Wayman	DL
85	Blake Whiteheart	TE
22	A.J. Williams	DB
43	BJ Williams	DL
24	Dez Williams	WR
44	Justin Williams	DL
13	Ke'Shawn Williams	WR
7	Tyler Williams	DL
8	Isaiah Wingfield	DB
90	Jacob Zuhr	LS

## PRONUNCIATION GUIDE

### PLAYERS

Mark Balbis	bAL-bis
Christian Beal-Smith	BEEL
Rondell Bothroyd	BAHTH-royd
Caelen Carson	KAY-lin
Jaydon Collins	Jay-din
C.J. Elmonus	el-MUH-noose
Horatio Fields	HOR-a-sheo
Michael Frogge	FROOOG
Chelen Garnes	CHAY-lin
Nasir Greer	nuh-SEAR
Thomas Grippo	grip-o
Sulaiman Kamara	SUE-lay-mon kuh-MAR-a
Malik Mustapha	Mal-ICK

### PLAYERS

Taylor Morin	MORE-in
Je'Vionte' Nash	JAY-vee-on-tay
Loic Ngassam Nya	low-FEEK NAH-guh-SOM NYE-uh
Allan Rappleyea	rap-LEE-yay
Traveon Redd	TRAY-vee-on
Jaquarii Roberson	juh-KWAR-ee ROW-ber-son
Nick Sciba	SKEE-ba
Ja'Sir Taylor	juh-SEAR

### COACHES

Warren Ruggiero	ROO-gheer-o
Lyle Hemphill	HEM-fill-
Nick Tabacca	TA-back-a

## QUICK FACTS

### THE BASICS

**Location (Founded):** Winston-Salem, N.C. (1834)  
**Conference:** Atlantic Coast  
**Enrollment:** 8,495 (5,287 undergraduate)  
**Colors:** Old Gold & Black  
**Nickname:** Demon Deacons  
**Band:** Spirit of the Old Gold and Black  
**President:** Dr. Susan R. Wentz  
**Faculty Representative:** Dr. Peter Brubaker  
**Director of Athletics:** John Currie

### FACILITY INFO

**Stadium (Opened):** Truist Field at Wake Forest (1968)  
**Capacity:** 31,500  
**Surface:** FieldTurf  
**Record at Truist Field:** 138-162-4 (.461)

### TEAM INFO

**2020 Overall Record:** 4-5  
**Home/Away/Neutral:** 3-1/1-3/0-1  
**ACC Record:** 3-4 **ACC Finish:** 10th  
**Home/Away:** 2-1/1-3  
**Starters Returning:** 22

### HISTORY

**First Year of Football:** 1888  
**All-Time Overall Record:** 469-670-33 (.414)  
**All-Time ACC Record:** 149-326-5 (.316)  
**ACC Championships:** 2 (2006, 1970)  
**ACC Atlantic Titles:** 1 (2006)  
**ACC Championship Games:** 1 (2006)  
**National Championships:** 0  
**CFP Appearances/Titles:** 0/0

# WAKE FOREST FOOTBALL

## ACC STANDINGS

SCHOOL	ACC	PCT.	OVERALL PCT.	HOME	AWAY	NEUTRAL	DIVISION	STREAK
<b>Atlantic</b>								
Boston College	0-0	0.000	0-0 0.000	0-0	0-0	0-0	0-0	--
Clemson	0-0	0.000	0-0 0.000	0-0	0-0	0-0	0-0	--
Florida State	0-0	0.000	0-0 0.000	0-0	0-0	0-0	0-0	--
Louisville	0-0	0.000	0-0 0.000	0-0	0-0	0-0	0-0	--
NC State	0-0	0.000	0-0 0.000	0-0	0-0	0-0	0-0	--
Syracuse	0-0	0.000	0-0 0.000	0-0	0-0	0-0	0-0	--
Wake Forest	0-0	0.000	0-0 0.000	0-0	0-0	0-0	0-0	--
<b>Coastal</b>								
Duke	0-0	0.000	0-0 0.000	0-0	0-0	0-0	0-0	--
Georgia Tech	0-0	0.000	0-0 0.000	0-0	0-0	0-0	0-0	--
Miami	0-0	0.000	0-0 0.000	0-0	0-0	0-0	0-0	--
North Carolina	0-0	0.000	0-0 0.000	0-0	0-0	0-0	0-0	--
Pitt	0-0	0.000	0-0 0.000	0-0	0-0	0-0	0-0	--
Virginia	0-0	0.000	0-0 0.000	0-0	0-0	0-0	0-0	--
Virginia Tech	0-0	0.000	0-0 0.000	0-0	0-0	0-0	0-0	--

## AROUND THE ACC

### Thursday, Sept. 2

USF at NC State 7:30 p.m., ACCN

### Friday, Sept. 3

North Carolina at Virginia Tech 6 p.m., ESPN  
 Duke at Charlotte 7 p.m., CBSSN  
 Old Dominion at Wake Forest 7 p.m., ACCN

### Saturday, Sept. 4

Colgate at Boston College Noon, ACCN  
 Miami vs. Alabama 3:30 p.m., ABC

UMass at Pitt 4 p.m., ACCN  
 Syracuse at Ohio 7 p.m., CBSSN  
 Clemson vs. Georgia 7:30 p.m., ABC  
 Northern Illinois at Georgia Tech 7:30 p.m., ACCN  
 William & Mary at Virginia 7:30 p.m., RSN

### Sunday, Sept. 5

Notre Dame at Florida State 7:30 p.m., ABC

### Monday, Sept. 6

Louisville vs. Ole Miss 8 p.m., ESPN

## NATIONAL POLLS

### ASSOCIATED PRESS (As of Aug. 16, 2021)

Rank	School (1st Place Votes)	Record	Point	PR
1	Alabama (47)	0-0	1548	NR
2	Oklahoma (6)	0-0	1462	NR
3	Clemson (6)	0-0	1447	NR
4	Ohio State (1)	0-0	1393	NR
5	Georgia (3)	0-0	1364	NR
6	Texas A&M	0-0	1223	NR
7	Iowa State	0-0	1160	NR
8	Cincinnati	0-0	1014	NR
9	Notre Dame	0-0	1009	NR
10	North Carolina	0-0	999	NR
11	Oregon	0-0	968	NR
12	Wisconsin	0-0	743	NR
13	Florida	0-0	728	NR
14	Miami	0-0	663	NR
15	USC	0-0	660	NR
16	LSU	0-0	631	NR
17	Indiana	0-0	549	NR
18	Iowa	0-0	513	NR
19	Penn State	0-0	456	NR
20	Washington	0-0	449	NR
21	Texas	0-0	350	NR
22	Coastal Carolina	0-0	232	NR
23	Louisiana	0-0	208	NR
24	Utah	0-0	176	NR
25	Arizona State	0-0	125	NR

#### Others receiving votes:

Oklahoma State 107, Ole Miss 106, TCU 40, Liberty 36, Auburn 32, North Carolina State 14, Michigan 12, Northwestern 8, Nevada 7, Boise State 7, Ball State 6, Brigham Young 6, Houston 5, Boston College 5, UCF 5, West Virginia 3, UAB 2, Army 2, UCLA 2

### USA TODAY COACHES (As of Aug. 10, 2021)

Rank	School (1st Place Votes)	Points	PR	Record
1	Alabama (63)	0-0	1621	NR
2	Clemson	0-0	1508	NR
3	Oklahoma (2)	0-0	1481	NR
4	Ohio State	0-0	1435	NR
5	Georgia	0-0	1386	NR
6	Texas A&M	0-0	1286	NR
7	Notre Dame	0-0	1139	NR
8	Iowa State	0-0	1131	NR
9	North Carolina	0-0	999	NR
10	Cincinnati	0-0	979	NR
11	Florida	0-0	870	NR
12	Oregon	0-0	842	NR
13	LSU	0-0	664	NR
14	USC	0-0	655	NR
15	Wisconsin	0-0	654	NR
16	Miami	0-0	575	NR
17	Indiana	0-0	573	NR
18	Iowa	0-0	554	NR
19	Texas	0-0	427	NR
20	Penn State	0-0	422	NR
21	Washington	0-0	404	NR
22	Oklahoma State	0-0	216	NR
23	Louisiana	0-0	153	NR
24	Coastal Carolina	0-0	150	NR
25	Ole Miss	0-0	149	NR

#### Others receiving votes:

Utah 145, Northwestern 120, Arizona State 90, Auburn 84, Liberty 68, BYU 53, TCU 48, Michigan 30, UCF 29, NC State 27, Boise State 27, Kentucky 20, San José State 18, Army 13, Virginia Tech 9, Missouri 8, UCLA 7, Pittsburgh 6, Tulsa 6, Boston College 6, Ball State 5, Houston 5, SMU 4, Appalachian State 4, West Virginia 4, Arkansas 3, UAB 3, Nevada 2, Air Force 2, Mississippi State 2, Marshall 1, Florida State 1, California 1, Stanford 1

### COLLEGE FOOTBALL PLAYOFF (As of Dec. 21, 2020)

Rank	School	'20 Record	PR
1	Alabama	11-0	1
2	Clemson	10-1	3
3	Ohio State	6-0	4
4	Notre Dame	10-1	2
5	Texas A&M	8-1	5
6	Oklahoma	8-2	10
7	Florida	8-3	7
8	Cincinnati	9-0	9
9	Georgia	7-2	8
10	Iowa State	8-3	6
11	Indiana	6-1	11
12	Coastal Carolina	11-0	12
13	North Carolina	8-3	15
14	Northwestern	6-2	14
15	Iowa	6-2	16
16	BYU	10-1	17
17	Southern Cal	5-1	13
18	Miami (Fla.)	8-2	18
19	Louisiana	9-1	19
20	Texas	6-3	20
21	Oklahoma State	7-3	21
22	San Jose State	7-0	24
23	NC State	8-3	22
24	Tulsa	6-2	23
25	Oregon	4-2	NR

## PRO DEACS

### BATES III RANKED AMONG BEST IN NFL

- Since being taken in the second round of the 2018 NFL Draft, defensive back Jessie Bates III has made an immediate impact in the Cincinnati Bengals secondary. Bates III is the only player in the NFL to record 100 or more total tackles and three or more interceptions in each of the last three seasons.
- After a career year in 2020, Bates established himself as one of the best players in the league as Bates was named the 90th-best player on the NFL's Top 100 players of 2021.
- At season's end, Bates was named to the NFL All-Pro second team, the first All-Pro selection of his young career. He was also honored as the Bengals' 2020 MVP by the Pro Football Writers of America, and graded as the top safety in the NFL by Pro Football Focus.
- Bates finished his third pro season with career-highs in solo tackles and passes defended with 78 and 15, respectively. He also racked up three interceptions and one forced fumble, while starting all 16 games.
- In his first two seasons in the NFL, Bates tallied 211 tackles. Only one other player on the team has more during that period.



### HINTON LOOKING FOR IMPACTFUL SECOND YEAR

- After resigning with Denver's practice squad in early November, rookie wide receiver Kendall Hinton was training every day in anticipation for his NFL debut. Just over three weeks later, his promotion to the Broncos active roster went differently than anyone might have planned. On Saturday, Nov. 28, Hinton signed for the following day's contest with New Orleans. He was not going to be running routes, but instead lacing it up as the starting quarterback. After seizing the moment and holding his own against the Saints, Hinton received outpouring praise and support from all over the football world.

- In May, Hinton was one of three speakers at the 2021 commencement ceremony held at Truist Field.
- Heading into his second NFL season, Hinton has been taking reps at wide receiver, quarterback and safety in anticipation of the upcoming 2021 campaign.

### DUO OF VETERAN DEACS RETIRE

- Veteran #ProDeacs Joe Looney and Kevin Johnson retired this offseason after illustrious NFL careers. With their decision to move into the next phase of their lives, all the current #ProDeacs played under Coach Clawson.
- Looney was a fourth-round pick of the San Francisco 49ers (2012). After his stint with the franchise, Looney joined the Tennessee Titans before finding a home with the Cowboys in 2016, where he spent his past five NFL seasons. In Dallas, Looney made 32 starts on the offensive line.
- Johnson became the fifth Demon Deacon to be selected in the first round after the Texans selected him 16th overall, in the 2015 draft. He played four years for the Texans, tallying 124 tackles and 14 pass breakups while battling through injuries in Houston. He then signed with the Buffalo Bills in 2019, helping the team to only allow 16.2 points per game, the second best rate in the league. In 2020, Johnson signed with the Cleveland Browns, helping the franchise earn their first trip to the playoffs since 2002, and the team's first winning season since 2007 as their starting slot corner. Johnson signed a one-year deal in the 2021 offseason to join the Tennessee Titans before retiring.

### BASHAM DRAFTED BY BILLS

- The #ProDeacs family added its newest member when the Buffalo Bills drafted defensive lineman Carlos "Boogie" Basham with the 61st pick during this past April's 2021 draft, becoming the highest drafted Demon Deacon since Jessie Bates went 54th overall to the Cincinnati Bengals.
- Basham's selection also marked the sixth defensive player selected in the Dave Clawson era and the second defensive lineman, joining former teammate, Duke Ejiro, who was selected by the Houston Texans in 2016.

## DEACS IN THE NFL ROUNDUP

Player	Pos.	Team	Week 1 Matchups
Alex Bachman	WR	New York Giants	vs. Broncos
Note: Appeared in one game last season			
Carlos "Boogie" Basham DL		Buffalo Bills	vs. Steelers
Note: Drafted in the second round, becoming the highest drafted Demon Deacon since Jessie Bates in 2018.			
Essang Bassey	CB	Denver Broncos	at Giants
Note: Appeared in 12 games (three starts). Posted 23 tackles and one interception.			
Jessie Bates III	FS	Cincinnati Bengals	vs. Vikings
Note: Posted career year in 2020. Ranked No. 90 on NFL's best player list.			
Jake Benzinger	OL	Tampa Bay Buccaneers	vs. Cowboys
Note: Spent last season in Arizona. Signed with Super Bowl Champions during 2021 training camp.			
Greg Dortch	WR	Arizona Cardinals	at Tennessee
Note: Played last season with the Falcons. Joined the Cardinals during in August.			
Nathan Gilliam	G	Los Angeles Chargers	at Washington Football Team
Note: Spent rookie season with Chargers in 2020.			
Phil Haynes	G	Seattle Seahawks	at Colts
Note: Appeared in two games last season.			
Amari Henderson	CB	Minnesota Vikings	at Bengals
Note: Signed by Vikings after taking part in rookie minicamp this offseason.			
Justin Herron	G/T	New England Patriots	vs. Dolphins
Note: Made 12 appearances on offensive line last season (six starts.)			
Kendall Hinton	QB/WR	Denver Broncos	vs. Broncos
Note: Made NFL debut on Monday, Nov. 28 at QB. Has been taking reps at QB, WR and DB this training camp.			
Dom Maggio	P	Atlanta Falcons	vs. Eagles
Note: Joined Falcons in March of 2021.			
Justin Strnad	LB	Denver Broncos	at Giants
Note: Spent rookie season on IR.			
Marquel Lee	LB	Buffalo Bills	vs. Steelers
Note: Joined Bills during 2021 offseason.			
Sage Surratt	WR	Detroit Lions	vs. 49ers
Note: One was of the most coveted undrafted players in 2021. Quickly signed with the Lions shortly after the draft.			
Scotty Washington	WR	Cincinnati Bengals	vs. Vikings
Note: Spent rookie season on practice squad.			
John Wolford	QB	Los Angeles Rams	vs. Bears
Note: Made NFL debut during week 17 of 2020 season, becoming the first NFL player in the Super Bowl era to throw for more than 200 yards and rush for over 50 in their debut.			

## THE NFL DRAFT



### The Deacs has a long and rich history of players being selected in the NFL Draft:

Wake Forest has had 138 players drafted in its history including one in each of the last five seasons.

Linebacker Justin Strnad and offensive lineman Justin Herron were both taken in this year's draft with Strnad going in the fifth round to the Denver Broncos and Herron being selected in the sixth round to the New England Patriots.

Since Dave Clawson took over the program ahead of the 2014 season, eight Wake Forest players have been taken in the NFL Draft including sox in the past four drafts combined.

Under Clawson, the Deacs have had players drafted in the past five NFL Drafts.

After just one season playing under Coach Clawson, defensive back Kevin Johnson was taken with the 16th overall selection by the Houston Texans. He became the fifth Demon Deacon to be selected in the first round and the third since 2003. Linebacker Aaron Curry went fourth overall to Seattle in 2009, defensive lineman Calvin Pace 18th overall to Arizona in 2003, quarterback Norm Snead second overall to Washington in 1961 and running back Elmer Barbour 10th overall to the New York Giants in 1945.

# GROVES STADIUM - TRUIST FIELD AT WAKE FOREST



**CAPACITY: 31,500 - OVERALL RECORD IN 52 YEARS AT TRUIST FIELD: 138-162-4**

## STADIUM NOTES

### A NEW NAME FOR THE DEACS' HOME

- Starting with the 2020 football season, BB&T Field will now be known as Truist Field at Wake Forest. The renaming comes as a result of the merger of SunTrust and BB&T to form Truist, now the sixth-largest U.S. financial institution.
- "Wake Forest University is proud of its affiliation with the people of Truist and grateful for their longtime support of Demon Deacon student-athletes." Director of Athletics John Currie said. "As Truist continues its climb as one of America's leading financial institutions, we are excited that the 21st century's best college football program in North Carolina will now call Truist Field its home."

### NOTABLE UPDATES OVER THE YEARS

- 2005** - The facade along the sidelines and south endzone were re-faced with approximately 89,000 bricks, specifically created for this project by Pine Hall Brick Company
- 2006** - FieldTurf surface was installed
- 2007** - McCreary Tower, which was built at a cost of \$48 million, houses luxury suites, club seats, boxes for the University President, home and visiting athletic directors and print and electronic media.
- 2011** - A state-of-the-art video board to the South end zone was put in. The board measures 42 feet in height and 90 feet in width. It contains over 1.5 million pixels and 3,780 square feet of active video area.

### PROVIDING THE HOME EDGE

- During the 2019 season, Wake Forest finished with a program record six wins in Winston-Salem including wins over in-state rivals Duke, North Carolina and NC State to win the eighth Big 4 Championship in program history.
- Wake Forest has won its last seven home openers, dating back to 2009.

### NOTABLE STADIUM RECORDS

<b>Rushing Yards</b>	WF: 528 vs. Tulsa (10/16/71)
	Opp: 471 by Clemson (10/6/18)
<b>Rushing Touchdowns</b>	WF: 7 vs. Tulsa (10/16/71)
	Opp: 6 by Clemson (10/6/18); by Notre Dame (9/22/18); by Navy (10/26/96)
<b>Pass Attempts</b>	WF: 68 vs. NC State (11/18/95)
	Opp: 69 by ULM (9/14/13)
<b>Pass Completions</b>	WF: 50 vs. NC State (11/18/95)
	Opp: 43 by ULM (9/14/13)
<b>Passing Yards</b>	WF: 556 vs. Maryland (10/17/81)
	Opp: 444 by Duke (11/4/89)
<b>Touchdown Passes</b>	WF: 6 vs. Elon (9/21/19)
	Opp: 5 5 times, most recent by Boston College (2018)
<b>Total Yards</b>	WF: 668 vs. Louisville (10/12/19) - (245 rush, 423 pass)
	Opp: 698 by Clemson (10/6/18) - (471 rush, 227 pass)
<b>Touchdowns</b>	WF: 9 vs. Campbell (10/2/20)
	Opp: 9 by Clemson (10/6/18); by Florida State (11/9/13)
<b>Points</b>	WF: 66 vs. Campbell (10/2/20)
	Opp: 63 by Clemson (10/6/18)
<b>Combined Points</b>	121 WF 59, Louisville 62 (10/12/19)
<b>Victory Margin</b>	WF: 44 vs. Presbyterian (8/28/17), 51-7; vs. UAB (10/23/99), 44-3
	Opp: 60 by Clemson (10/6/18); Clemson 63, WF 3
<b>Interceptions</b>	WF: 5 vs. Virginia Tech (11/25/72); vs. Duke (11/10/79)
	Opp: 6 by South Carolina (11/9/68); by Florida State (11/9/13)
<b>Fewest Rushing Yards</b>	WF: - 47 vs. Maryland (10/17/81) - (16 gained, 63 lost)
	Opp: - 1 by Virginia (10/23/76) - (55 gained, 56 lost)
<b>Fewest Passing Yards</b>	WF: - 1 vs. Duke (11/10/73) - (8 gained, 9 lost)
	Opp: 0 by Army (9/29/90) - (no completions in three attempts)
<b>Fewest Total Yards</b>	WF: 66 vs. South Carolina (11/14/87) - (3 rush, 63 pass)
	Opp: 131 by Gardner-Webb (9/16/14) - (77 rush, 54 pass)

## HISTORY

### ABOUT TRUIST FIELD

After playing football in Groves Stadium since 1940, Wake Forest renamed its facility BB&T Field from 2007-19 season. Ahead of the 2020 season, it was renamed to Truist Field at Wake Forest.

Wake Forest began playing intercollegiate football in Groves Stadium in 1940 when the school, then located in Wake Forest, N.C., first dedicated a 20,000-seat facility by that same name on its original campus. When Wake opened its current facility in 1968, the school kept the Groves name.

The stadium was named in honor of Henry H. Groves, Sr., who passed away in 1985. It was his generous gift that made possible the construction of the original stadium, which would be the site of some of the finest moments in Wake Forest athletic history.

The Deacs played their final game in old Wake Forest in 1955 before the school moved to Winston-Salem. After several years of playing at Bowman Gray Stadium, the Deacs moved to Groves Stadium in 1968.

In 1957, the original Groves Stadium was sold to Wake Forest High School for the sum of \$10 and became the home of high school football and other community events. It was later renamed Trentini Stadium, in memory of the late Tony Trentini, a Wake Forest football player and 1956 graduate, who later returned to serve as the high school team's coach.

### TRUIST FIELD TIMELINE

- Sept. 14, 1968 - First game
- Sept. 19, 1987 - Game 100
- Oct. 9, 2004 - Game 200
- Sept. 2007 - Renamed as BB&T Field
- Sept. 8, 2012 - Game 250
- Nov. 23, 2019 - Game 300
- June 18, 2020 - Renamed as Truist Field

## ATTENDANCE NOTES

### LARGEST HOME CROWDS

1. 37,623	North Carolina	11/13/04	L, 31-24
2. 37,411	(8) North Carolina	10/11/80	L, 27-9
3. 36,723	(19) Virginia Tech	11/18/06	L, 27-6
4. 36,307	Notre Dame	11/5/11	L, 24-17
5. 36,200	(12) North Carolina	10/9/82	L, 24-7
6. 35,920	(15) Clemson	10/7/06	L, 27-17
7. 35,741	(14) NC State	9/6/03	W, 38-24
8. 35,643	Clemson	11/1/03	W, 45-17
9. 35,026	(17) Virginia Tech	10/15/11	L, 38-17
10. 34,720	(14) South Carolina	11/14/87	L, 30-0

### LARGEST HOME CROWDS CONT.

11. 34,141	Syracuse	9/2/06	W, 20-10
12. 34,060	(13) Auburn	10/27/79	W, 42-38
13. 34,014	Virginia	11/8/08	W 28-17
14. 33,988	Clemson	10/9/08	W 12-7
15. 33,921	NC State	10/3/09	W 30-24
16. 33,778	North Carolina	10/13/84	W, 14-3



# PLAYER NOTES - IN NUMERICAL ORDER BY POSITION GROUP

## QUARTERBACKS

### #10 SAM HARTMAN

6-1, 208, R-So., Charlotte, N.C.

#### 2021 (Redshirt Sophomore)

Named a team captain ahead of the 2021 season as he was one of four returning captains from the 2020 season... Named to Johnny Unitas Golden Arm Award Watchlist for second-straight season.

#### 2020 (Redshirt Sophomore)

Started in all nine games ... Finished 28th nationally in passing yards with 2,224 ... Posted 13 passing touchdowns and just five interceptions ... Became the 12th player in program history to cross the 4,000 career passing yard mark against North Carolina ... Produced his highest completion percentage of his career, connecting on 62 percent of his passes, highlighted by a 71 percent completion percentage in victory over No. 19 Virginia Tech ... Held a streak of 234 passes without throwing an interception dating back to the 2019 season, a Wake Forest program record and the eighth longest in ACC history ... Notched a 136.72 passer rating ... Posted a career-high 429 passing yards at North Carolina (Nov. 14) including a career-best tying four touchdown passes ... One of just two sophomores on the Johnny Unitas Golden Arm Award Watch List ... Named to Athlon Sports' Top 35 FBS Projected Breakout Players for 2020 ... Has produced 4,720 yards and 30 touchdowns through first three seasons.

#### 2019 (Sophomore)

Will enter his redshirt sophomore campaign with 3,178 career total offense yards, the 22nd-highest total in school history ... Played in four games and earned a redshirt season while also earning his second varsity letter in 2019 ... Tied for fifth in the ACC with two 300-yard passing games in 2019 ... Saw his first action vs. Louisville (10/12) when he entered the game briefly in the second quarter then took control in the fourth quarter with the Deacs trailing 55-38 ... Engineered three scoring drives as part of a record-setting 28-point fourth quarter ... Completed 9 of 15 passes for 172 yards and two touchdowns while running for a touchdown in just four series ... Started against Florida State (1/19) and led the Deacons to a win over the Seminoles for the first time since 2011 ... Completed 21 of 38 passes for 308 yards in a 22-20 victory ... Extended his streak of passing for 200 or more yards to four consecutive starts ... Saw considerable action vs. Syracuse (11/30), entering the game midway through the second quarter ... Threw for 350 yards on 25-of-42 passing with two touchdowns including a 75-yarder to Donavon Greene ... Attempted two passes vs. Michigan State in the New Era Pinstripe Bowl as the Deacons mounted a final drive comeback attempt ... Averaged 229.8 yards per game in total offense and 306 yards in the three games in which he saw significant playing time.

#### 2018 (Freshman)

Earned starting QB job in preseason camp and started the opener at Tulane (8/30) ... Was one of only five FBS freshmen quarterbacks to start the season-opener ... Started each of the first nine games of the season and led the Deacons to four wins ... Set numerous school records for a true freshman quarterback including seven 200-yard passing games, most wins (4), most total offense yards in a game (442), most 300-yard total offense games (2), most touchdown passes in a season (16) and most total offense yards in a season (2,259) ... Had the best statistical debut in school history when he completed 31-of-51 passes for 378 yards (.608 completion percentage) and two touchdowns in an overtime win at Tulane (8/30) in the season-opener ... Became the first Wake true freshman QB to win a season-opener ... All his passing marks were school-bests for a true freshman in their first career start ... Threw two or more touchdowns in each of his first three starts and in seven of nine starts ... Tied a school record by completing 12 consecutive passes vs. Rice (9/29) ... Went 3-for-5 on Wake Forest's first drive of the game and then completed his next 12 pass attempts to tie the school record ... Completed 15-of-17 passes for 241 yards and four touchdowns vs. the Owls ... His 284.96 passing efficiency rating was the best ever for a Deacon QB with 11 or more pass attempts in a game ... Named ACC Rookie of the Week

following 56-24 win over Rice ... Led the Deacon offense to 500 or more total offense yards in four of his nine starts ... Was the nation's total offense leader among freshmen through the first three games of the season ... Suffered a broken leg against Syracuse that kept him out of the final four games of the season ... At the time of his injury, ranked third in the nation among freshmen with 1,984 passing yards, third with 16 TD passes, and fourth in total offense with 251.0 ... Became the first Wake Forest QB since Mike Elkins in 1986 to throw multiple TD passes in each of the first three games of the season ... In the ACC record book, his 2,259 yards of total offense was the 15th-highest ever recorded by an ACC freshman, the 1,984 passing yards was the 18th-highest total in ACC history by a freshman and the 16 touchdown passes tied for the 12th-most by an ACC freshman in a season.

#### High School

Enrolled at Wake Forest in January, 2018 ... Team captain in high school ... Rated the No. 12 pro-style passer in the class of 2018 by 247Sports ... Consensus three-star athlete ... Was the MVP of the Shrine Bowl of the Carolinas All-Star game in December after passing for 218 yards and two touchdowns vs. North Carolina ... Played for Coach Chad Grier at both Oceanside Collegiate and Davidson Day ... Threw for 9,481 and 98 touchdowns in his prep career ... As a senior, had 3,093 yards passing and 29 touchdowns while rushing for nine scores in leading Oceanside Collegiate (Mt. Pleasant, SC) to a 7-3 record ... Named the Post and Courier Player of the Week and earned three Private School Player of the Week honors ... Had multiple games with six or more touchdown passes for the Landsharks ... As a junior and sophomore at Davidson Day, threw for 6,388 and 69 touchdowns ... First Team all-state as a junior ... Four-time Charlotte Observer Player of the Week ... Second Team all-area by the Charlotte Observer ... Had 3,733 yards passing and 45 touchdowns in 11 games with just six interceptions ... Had a 563-yard passing game that was the third-highest in county history behind only Will Grier and Chris Leak ... Completed 168 of 260 attempts for 2,655 yards and 24 touchdowns with just four interceptions in helping Davidson Day to the state championship.

#### Personal

Son of Lisa and Dr. Mark Hartman ... Born July 29, 1999 ... Dean's List student ... High school teammate of current Deacons Cade Carney, Chase Monroe and Nolan Groulx at Davidson Day ... Brother Joe plays basketball at Haverford College.

### HARTMAN'S CAREER PASSING STATS

	G-GS	Cmp	Att	Pct	Yds	Int	TD	Lg/Opponent
2018	9-9	161	291	55.3	1984	8	16	54/Rice
2019	4-1	55	97	56.7	830	2	4	75/Syracuse
2020	9-9	159	273	58.2	2224	5	13	80/Syr
<b>Total</b>	<b>22-19</b>	<b>375</b>	<b>661</b>	<b>56.7</b>	<b>5038</b>	<b>15</b>	<b>33</b>	<b>80/Syracuse</b>

### HARTMAN'S CAREER RUSHING STATS

	G-GS	Att	Yds	Avg	TD	Lg/Opponent
2018	9-9	107	275	2.6	2	23/BC
2019	4-1	27	89	3.3	1	12/Syracuse
2020	9-9	63	-1	-0.2	2	20/UVA
<b>Total</b>	<b>22-19</b>	<b>197</b>	<b>363</b>	<b>1.8</b>	<b>5</b>	<b>25/VT</b>

### HARTMAN'S 2018 GAME-BY-GAME STATS

Date	Opp	Cmp	Att	Pct	Yds	Int	TD	Long
8/30	Tulane	31	51	60.8	378	2	2	39
9/8	Towson	17	27	63.0	242	1	2	41
9/13	BC	20	45	44.4	214	2	2	32
9/22	ND	12	24	50.0	110	0	0	18
9/29	Rice	15	17	88.2	241	0	4	54
10/6	Clem	7	20	35.0	74	1	0	22
10/20	FSU	22	46	47.8	227	1	2	28
10/27	Lou	16	24	66.7	223	0	2	35
11/3	Syr	21	37	56.8	275	1	2	28
<b>Total</b>	<b>9-9</b>	<b>161</b>	<b>291</b>	<b>55.3</b>	<b>1984</b>	<b>8</b>	<b>16</b>	<b>54/Rice</b>

Date	Opp	Att	Yds	Avg	TD	Long
8/30	Tulane	13	64	4.9	0	12
9/8	Towson	9	64	7.1	1	18
9/13	BC	19	65	3.4	0	23
9/22	ND	16	11	0.7	0	9
9/29	Rice	2	4	2.0	0	9
10/6	Clem	8	-8	-1.0	0	8
10/20	FSU	9	-22	-2.4	0	6
10/27	Lou	12	46	3.8	1	12
11/3	Syr	19	51	2.7	0	20
<b>Total</b>	<b>9-9</b>	<b>107</b>	<b>275</b>	<b>2.6</b>	<b>2</b>	<b>23/BC</b>

### HARTMAN'S 2019 GAME-BY-GAME STATS

Date	Opp	Cmp	Att	Pct	Yds	Int	TD	Long
10/12	Lou	9	15	60.0	172	0	2	27
10/19	FSU	21	38	55.3	308	0	0	51
11/30	Syr	25	42	59.5	350	2	2	75
12/27	MSU	0	2	0.0	0	0	0	0
<b>Total</b>	<b>4-1</b>	<b>55</b>	<b>97</b>	<b>56.7</b>	<b>830</b>	<b>2</b>	<b>4</b>	<b>75/Syracuse</b>

Date	Opp	Att	Yds	Avg	TD	Long
10/12	Lou	2	4	2.0	1	3
10/19	FSU	15	43	2.9	0	9
11/30	Syr	10	42	4.2	0	12
12/27	MSU	0	0	0	0	--
<b>Total</b>	<b>4-1</b>	<b>27</b>	<b>89</b>	<b>3.3</b>	<b>1</b>	<b>12/Syracuse</b>

### HARTMAN'S 2020 GAME-BY-GAME STATS

Date	Opp	Cmp	Att	Pct	Yds	Int	TD	Long
9/12	Clem	11	21	52.4	182	0	0	55
9/19	NCST	23	36	64.0	236	0	1	27
10/2	Camp	12	16	75.0	166	0	1	40
10/17	UVA	16	27	59.2	309	0	3	49
10/24	VT	12	17	70.5	110	0	0	36
10/31	Syr	19	33	57.5	250	0	1	80
11/14	UNC	29	45	64.4	429	0	4	46
12/12	UL	17	41	41.5	224	1	2	44
12/30	Wisc	20	37	54.1	318	4	3	46
<b>Total</b>	<b>9-9</b>	<b>159</b>	<b>273</b>	<b>58.2</b>	<b>2224</b>	<b>5</b>	<b>13</b>	<b>80/Syr</b>

Date	Opp	Att	Yds	Avg	TD	Long
9/12	Clem	8	-19	-2.4	0	3
9/19	NCST	9	-21	-2.3	0	6
10/2	Camp	2	7	3.5	0	12
10/17	UVA	5	-12	-2.4	0	20
10/24	VT	11	13	1.2	1	9
10/31	Syr	6	10	1.7	0	15
11/14	UNC	13	2	0.2	1	11
12/12	UL	4	11	2.8	0	7
12/30	Wisc	5	8	1.6	0	5
<b>Total</b>	<b>9-9</b>	<b>63</b>	<b>-1</b>	<b>-0.2</b>	<b>2</b>	<b>20/UVA</b>

### #12 MITCH GRIFFIS

5-11, 192, Fr., Ashburn, Va.

#### 2020 (Freshman)

Appeared in four games ... Tallied 28 yards through the air on two completions in the Duke's Mayo Bowl vs. Wisconsin (12/30) ... Threw for 28 yards and a touchdown in collegiate debut against Clemson (9/12).

#### High School

Led Spartans to four-year record of 43-7 including consecutive 12-1 records his last two seasons ... Earned all-state honors and was his region's Player of the Year ... Owns every school passing record and total offense record ... Won more games as starting QB than any other player in Broad Run HS history ... Threw for over 3,000 yards and 40 touchdowns as a senior ... Earned All-Met honors ... Threw for four touchdowns in a 56-7 win over Urbana ... Completed 24 of 34 passes for 224 yards and three touchdowns against Tuscarora while also rushing for a touchdown ... Threw for 411 yards in a win at Heritage and passed for 367 yards and three touchdowns in a win at Stonebridge ... Named 2018 All-Region Offense Player of the Year ... Second team All-Virginia by USA Today ... Led the Spartans to a

12-1 record and the conference championship ... Completed 188 of 275 passes for 2,598 yards and 31 touchdowns ... Threw for 268 yards and four scores against Washington ... As a sophomore, completed 124 of 193 passes for 1,636 yards and 14 TDs with just four interceptions ... Carried 56 times for 414 yards and four TDs ... Team captain.

**Personal**

Son of Matt and Robyn Griffis ... Born Sept. 9, 2001 ... Father is the head football coach at Broad Run ... Academic all-conference selection.

**GRIFFIS' CAREER PASSING STATS**

	G-GS	Cmp	Att	Pct	Yds	Int	TD	Lg/Opponent
2020	4-0	4	13	30.7	56	0	2	27/Clemson
<b>Total</b>	<b>4-0</b>	<b>4</b>	<b>13</b>	<b>30.7</b>	<b>56</b>	<b>0</b>	<b>2</b>	<b>27/Clemson</b>

**GRIFFIS' 2020 GAME-BY-GAME STATS**

Date	Opp	Cmp	Att	Pct	Yds	Int	TD	Long
9/12	Clemson	2	6	33.3	28	0	1	27
12/30	Wisc	2	7	28.6	28	0	0	14
<b>Total</b>	<b>4-0</b>	<b>4</b>	<b>13</b>	<b>30.7</b>	<b>56</b>	<b>0</b>	<b>2</b>	<b>27/Clemson</b>

**#15 MICHAEL KERN**

6-2, 190, R-Fr., Orlando, Fla.

**2020 (Redshirt Freshman)**

Appeared in six games ... Had a 50 percent completion percentage for the season on 12-of-24 passes for 253 yards ... Tossed two completions for 61 yards in the Duke's Mayo Bowl vs. Wisconsin (12/30) ... Played against Campbell, completing 4-of-5 passes for 109 yards (10/2) ... Completed 6-of-11 passes for 83 yards in the season opener against No. 1 Clemson on 9/12 ... Earned his first varsity letter.

**2019 (True Freshman)**

Played in two games and retained his redshirt season ... Made his college debut vs. Elon and completed all five of his pass attempts for 42 yards ... Threw a 17-yard touchdown pass to A.T. Perry for Wake's final score of the game ... Led the Deacons to touchdowns on two of his three drives ... Carried three times for 22 yards vs. the Phoenix ... Played 34 snaps including 22 vs. Elon (9/21) and 12 vs. NC State (11/2) ... Named scout team player of the week vs. UNC.

**High School**

A team captain at Lake Nona who enrolled at Wake Forest in January, 2019 ... A three-star quarterback ranked as the No. 25 dual threat prospect in the nation ... Three-year starter at Lake Nona High for head coach Anthony Paradiso ... Operated out of a no-huddle, pass-oriented attack and helped the Lions to a 7-4 record as a senior ... Completed 254 of 385 passes (66%) for 3,186 yards and 30 touchdowns with just 13 interceptions in 11 games ... Rushed for 140 yards to total 3,326 total offense yards ... Led the district in all passing statistics ... Opened the season by completing 47-of-65 passes for 548 yards and five touchdowns in a win over Olympia ... Had three games in 2018 of 400 or more passing yards ... Threw for 337 yards and five touchdown passes in a 49-7 win over Windermere ... Named first team all-metro ... In 2017, led all of Central Florida in passing as a junior ... Threw for 3,383 yards and 39 touchdowns while completing 255-of-397 passes (64.2 percent) with 39 scoring passes ... Earned all-district and all-metro honors ... Named second team all-state in Class 7A ... Threw five touchdown passes on 24-of-25 passes for 343 yards in a win over Harmony ... That marked his fifth straight game of 300+ yards passing and a TD pass ... Led the Lions to the district title ... Threw three touchdown passes in a win over East River to win the Class 7A, District 5 football championship ... Starter at quarterback as a sophomore in 2016.

**Personal**

Son of Jeff and Jill Kern ... Member of Campus Crusade for Christ ... His uncle, Bill Hoban, played football at Michigan ... Born June 1, 2000.

**KERN'S CAREER PASSING STATS**

	G-GS	Cmp	Att	Pct	Yds	Int	TD	Lg/Opponent
2019	2-0	7	9	77.7	50	0	1	17/Elon
2020	1-0	6	11	54.5	83	0	0	37/Clem
<b>Total</b>	<b>2-0</b>	<b>13</b>	<b>20</b>	<b>65.0</b>	<b>133</b>	<b>0</b>	<b>1</b>	<b>37/Clem</b>

**KERN'S CAREER RUSHING STATS**

	G-GS	Att	Yds	Avg	TD	Lg/Opponent
2019	2-0	5	24	4.8	0	9/Elon
2020	1-0	2	2	1.0	0	7/Clem
<b>Total</b>	<b>3-0</b>	<b>7</b>	<b>26</b>	<b>3.7</b>	<b>0</b>	<b>9/Elon</b>

**KERN'S 2019 GAME-BY-GAME STATS**

Date	Opp	Cmp	Att	Pct	Yds	Int	TD	Long
9/21	Elon	5	5	100.0	42	0	1	17
11/2	NCST	2	4	50.0	8	0	0	8
<b>Total</b>	<b>2-0</b>	<b>7</b>	<b>9</b>	<b>77.7</b>	<b>50</b>	<b>0</b>	<b>1</b>	<b>17/Elon</b>

Date	Opp	Att	Yds	Avg	TD	Long
9/21	Elon	3	22	7.3	0	9
11/2	NCST	2	2	1.0	0	1
<b>Total</b>	<b>2-0</b>	<b>5</b>	<b>24</b>	<b>4.8</b>	<b>0</b>	<b>9/Elon</b>

**KERN'S 2020 GAME-BY-GAME STATS**

Date	Opp	Cmp	Att	Pct	Yds	Int	TD	Long
9/12	Clem	6	11	52.4	83	0	0	36
10/2	Campbell	4	5	80.0	109	0	0	48
10/24	Va Tech	0	0	0.0	0	0	0	0
10/31	Syr	0	0	0.0	0	0	0	0
12/12	Lou	0	0	0.0	0	0	0	0
12/30	Wisc	2	8	25.0	61	0	0	39
<b>Total</b>	<b>2-0</b>	<b>7</b>	<b>9</b>	<b>77.7</b>	<b>50</b>	<b>0</b>	<b>1</b>	<b>48/Campbell</b>

Date	Opp	Att	Yds	Avg	TD	Long
9/12	Clem	2	2	1.0	0	7
10/2	Camp	2	8	4.0	0	5
10/24	Va Tech	0	0	0.0	0	0
10/31	Syracuse	1	-5	-5.0	0	0
12/12	Lou	0	0	0.0	0	0
12/30	Wisc	3	2	0.6	0	7
<b>Total</b>	<b>1-0</b>	<b>2</b>	<b>2</b>	<b>1.0</b>	<b>0</b>	<b>7/Wisc</b>

**RUNNING BACKS**

**#0 CHRISTIAN TURNER**

5-11, 200, R-So., Budford, Ga.

**Prior to Wake Forest**

Appeared in 14 games in his career and earned two varsity letters (2018-19) ... Carried the ball 64 times for 270 yards and one touchdown during his career in Ann Arbor ... Totaled five career receptions for 29 yards.

**Junior (2020)**

Saw action on special teams against Wisconsin (Nov. 14).

**Sophomore (2019)**

Played in 10 games at running back and on special teams ... Rushed 44 times for 171 yards (3.9 avg.) and scored one touchdown ... Caught four passes for 13 yards ... Led the team with 11 carries for 48 yards and scored his first-career touchdown against Rutgers (Sept. 28) ... Carried the ball 11 times for 49 yards against Middle Tennessee State (Aug. 31) ... Produced 17 yards on six carries and caught a four-yard pass at Wisconsin (Sept. 21) ... Missed the final three games of the season due to an injury sustained during practice.

**Freshman (2018)**

Played in three games and earned his first varsity letter ... Carried the ball 20 times for 99 yards and had a 16-yard reception ... Made his career debut vs. Nebraska (Sept. 22) at running back and on special teams ... Recorded 10 carries for 55 yards against the Cornhuskers ... Played snaps at running back vs. Wisconsin (Oct. 13), rushing three times for eight yards ... Gained 32 yards on seven carries and made a 16-yard catch against Florida in the Chick-fil-A Peach Bowl (Dec. 29).

**High School**

Attended Buford High School and was coached by John Ford

... Helped lead Buford to a 13-2 record and Class AAAAA runner-up finish in 2016, followed by an 11-2 record and a Class AAAAA state semifinal appearance in 2017 ... Carried the ball 115 times for 801 yards and 10 touchdowns during his senior year ... Selected for Georgia's All-Region 8-A AAAAA team, which was voted on by coaches following his senior season ... Rushed for 1,115 yards on 135 carries and scored 18 touchdowns as a junior in 2016 ... Totaled 82 carries for 789 yards and nine touchdowns as a sophomore in 2015 ... Named a 247Sports three-star prospect, rated the No. 37 running back and No. 60 overall player in Georgia ... ESPN four-star recruit, ranked No. 46 in the state of Georgia and the No. 21 prospect at running back ... Rivals three-star recruit, rated the No. 18 running back nationally and No. 47 player in Georgia ... Invited to play for the National USA 19U football team in the International Bowl at AT&T Stadium where he ran 11 times for 86 yards and two touchdowns, also caught two passes in his team's win ... Attended the 2017 Nike The Opening camp.

**Personal**

Born November 22, 1999 ... Son of Ulysess Turner and Amanda Jones-Gouls ... Began playing football at 10 years old ... First position was linebacker ... Prior to playing football, Christian played basketball and wrestled ... Talented musician and creative writer.

**#1 CHRISTIAN BEAL-SMITH**

5-10, 200, R-Jr., Winston-Salem, N.C.

**2021 (Redshirt Junior)**

Named to the preseason first team All-ACC by Lindy's Sports ... Earned preseason second team All-ACC status from Athlon Sports.

**2020 (Redshirt Junior)**

Rushed for 732 yards and five touchdowns en route to being named Third Team All-ACC by Phil Steele ... Averaging 5.5 YPC on 107 rushing attempts through seven games ... Carried the ball for 120 yards vs UNC (11/14) ... Racked up 129 yards on 13 carries vs No. 19 Virginia Tech (10/24) ... Averaged 6.5 YPC vs Campbell on 20 rushes for 130 yards (10/2) ... Recorded his longest rush since the 2018 season against NC State (31 yards) while finding the endzone for the first time in 2020 ... Leading rusher against Clemson in the season opener ... Awarded a varsity letter for the third time in his career.

**2019 (Redshirt Sophomore)**

Appeared in nine games and made two starts ... Finished with 304 yards, fourth on the team, and two touchdowns ... Scored his first career touchdown on a 12-yard run vs. Utah State (8/30) in the season-opener ... Made his first career start at Rice (9/6) and carried 10 times for 30 yards while scoring on a first quarter two-yard run ... Started vs. North Carolina (9/13) and rushed for 51 yards on 15 carries ... Posted career-highs with 14 carries for 123 yards vs. Louisville (10/12) including a season-long run of 25 yards, recording his first career 100-yard rushing game ... Team leader in kickoff returns with eight for 143 yards ... Added six receptions for 25 yards ... Played 336 offensive snaps as a redshirt sophomore including a season-high 63 plays vs. Louisville ... Earned second varsity letter.

**2018 (Redshirt Freshman)**

Made his collegiate debut in the season-opener at Tulane (8/30) ... Recorded his first college carries against Towson (9/8) and was the second-leading rusher with 68 yards on six carries, an 11.3 average ... Career-high 10 carries vs. Notre Dame and added his first career KOR ... Finished fifth on the team with 231 rushing yards ... Had the second-highest yards per carry rate (4.9) among running backs ... Also a critical member of the special teams where he tied for the team lead with six special teams tackles ... Picked up 60 yards on nine carries in a win over Rice (9/29) and had 44 yards on eight carries the following week vs. eventual national champion Clemson (10/6).

**2017 (True Freshman)**

Redshirted ... Named the offensive scout team player of the week following Wake Forest's win over Louisville ... Scored two touchdowns in 2018 spring game and posted game-high 97 rushing yards ... Enrolled at Wake Forest in January, 2017.

**High School**

Team captain ... Ranked as the No. 2 running back in the state by Scout and was a consensus three-star prospect

by Scout, Rivals and 247 ... Rated the No. 34 running back in the South by Scout ... Considered the 27th-best prospect in North Carolina by the Fayetteville Observer ... Ranked by 247Sports as the No. 17 all-purpose back in the country ... Represented North Carolina in the Shrine Bowl of the Carolinas in December, 2016 ... Three-time All-Northwest selection by the Winston-Salem Journal ... Named the Piedmont Triad 4-A Conference Offensive Player of the Year ... Three-time all-conference pick ... Rushed for 1,525 yards and 25 touchdowns as a senior ... Averaged 6.7 yards per carry on 227 attempts ... Ran for six touchdowns in a 2016 win over Northwest Guilford ... Helped the Eagles to three consecutive conference championships ... Four-year letterman ... A versatile playmaker who saw action at six different positions while playing for Coach Todd Willert at East Forsyth ... Helped lead the Eagles deep into the state playoffs in his last two seasons ... Broke onto the varsity team as a freshman as he compiled 657 rushing yards on 97 carries and five touchdowns ... Add 25 receptions for 365 yards and three scores ... Rushed for 1,269 yards as a sophomore on 144 carries ... Add 37 receptions for 614 yards and three touchdowns ... Had 2,223 all-purpose yards and 23 total touchdowns ... Had 261 kickoff return yards and 79 yards on punt returns ... As a junior, carried 186 times for 1,659 yards and 23 scores ... Add 338 yards on receptions, 121 kickoff return yards and 69 punt return yards ... Competed in all the dash events at 400 yards and shorter in track.

**Personal**

Son of Nikia Beal and Robbin Smith ... Born March 6, 1999 ... Communication major.

**BEAL-SMITH'S CAREER RUSHING STATS**

	G-GS	Car	Yds	Avg	TD	Lg/Opponent
2018	13-0	47	231	4.9	0	52/Towson
2019	9-2	71	304	4.3	2	25/Louisville
2020	9-9	121	650	5.4	4	58/VT
<b>Total</b>	<b>31-11</b>	<b>260</b>	<b>1267</b>	<b>4.9</b>	<b>7</b>	<b>58/VT</b>

**BEAL-SMITH'S CAREER RECEIVING STATS**

	G-GS	Rec	Yds	Avg	TD	Lg/Opponent
2018	13-0	1	6	6.0	0	6/Syracuse
2019	9-2	6	25	4.2	0	12/UNC
2020	8-8	3	22	7.3	0	14/VT
<b>Total</b>	<b>31-11</b>	<b>12</b>	<b>73</b>	<b>6.1</b>	<b>0</b>	<b>14/VT</b>

**BEAL-SMITH'S 2018 GAME-BY-GAME STATS**

Date	Opp.	Car.	Rush Yds	Avg.	Rush TD	Rec.	Yds
8/30	Tulane	0	0	0	0	0	0
9/8	Towson	6	68	11.3	0	0	0
9/13	BC	0	0	0	0	0	0
9/22	ND	10	34	3.4	0	0	0
9/29	Rice	9	60	6.7	0	0	0
10/6	Clem	8	44	5.5	0	0	0
10/20	FSU	4	5	1.3	0	0	0
10/27	Lou	0	0	0	0	0	0
11/3	Syr	2	12	6.0	0	1	6
11/8	NCST	2	-2	-1.0	0	0	0
11/17	Pitt	1	3	3.0	0	0	0
11/24	Duke	5	7	1.2	0	0	0
12/22	MEM	0	0	0	0	0	0
<b>Total</b>	<b>13-0</b>	<b>47</b>	<b>231</b>	<b>4.9</b>	<b>0</b>	<b>1</b>	<b>6</b>

**BEAL-SMITH'S 2019 GAME-BY-GAME STATS**

Date	Opp.	Car.	Rush Yds	Avg.	Rush TD	Rec.	Yds
8/30	USU	11	38	3.5	1	0	0
9/6	Rice	10	30	3.0	1	2	12
9/13	UNC	15	51	3.4	0	2	17
9/21	Elon	3	6	2.0	0	2	-4
9/28	BC	5	29	5.8	0	0	0
10/12	Lou	14	123	8.8	0	0	0
10/19	FSU	8	20	2.5	0	0	0
11/9	VT	0	0	0	0	0	0
11/16	Clem	5	7	1.2	0	0	0
<b>Total</b>	<b>9-2</b>	<b>71</b>	<b>304</b>	<b>4.3</b>	<b>2</b>	<b>6</b>	<b>25</b>

**BEAL-SMITH'S 2020 GAME-BY-GAME STATS**

Date	Opp.	Car.	Rush Yds	Avg.	Rush TD	Rec.	Yds
9/12	Clem	11	29	2.6	0	0	0
9/19	NCST	13	39	3.0	1	0	0
10/2	Camp	20	130	6.5	3	0	0
10/17	UVA	14	58	4.1	0	0	0
10/24	VT	13	129	9.9	0	1	14
10/31	Syr	19	87	4.6	0	1	4
11/14	UNC	17	120	7.1	0	0	0
12/12	UL	14	58	4.1	0	1	4
12/30	Wis	21	82	3.9	1	2	20
<b>Total</b>	<b>8-8</b>	<b>142</b>	<b>732</b>	<b>5.2</b>	<b>5</b>	<b>5</b>	<b>42</b>

**#14 JUSTICE ELLISON**

5-10, 204, Fr., Oakton, Va.

**2020 (True Freshman)**

Played in eight games ... Saw the most action against Louisville, carrying the ball nine times for 50 yards with a longest rush of 17 yards ... Secured first career catch in the Duke's Mayo Bowl vs. Wisconsin with a three-yard reception ... Made collegiate debut against Clemson with four rushing attempts ... Scored first career Touchdown on a seven yard run in the fourth quarter vs Campbell ... Honored as a varsity letterman for the first time.

**High School**

Saw time as a running back, wide receiver, quarterback, defensive back and returner as he accumulated 3,646 all-purpose yards and 38 touchdowns in her career ... Totaled 3,646 all-purpose yards over four seasons at The Flint Hill School with 38 career touchdowns including two defensive scores... Tallied 92 receptions for 1,791 yards and 15 touchdowns during his career ... Carried the ball 86 times for 810 yards and 18 touchdowns ... Totaled 1,045 career return yards including 497 on kickoff returns and 548 on punt returns ... 2019: Named team MVP and offensive MVP as a senior ... A three-star athlete ranked by 247Sports Composite Rankings ... Versatile athlete who saw action at running back, wide receiver, quarterback and returned punts and kickoffs ... Helped Flint Hill win consecutive Division I private-school state titles and three straight MAC championships ... Accumulated 1,844 all-purpose yards, an average of 204.9 yds per game with 16 touchdowns during his senior season ... In the backfield, tallied 60 carries, 544 yards, and 12 touchdowns ... Caught 35 passes for 618 yards and three scores as a wide receiver and running back ... As an accomplished returner, posted 373 kickoff return yards, 309 punt return yards and one kickoff return score ... Scored on touchdown runs of 50, 12 and 11 yards in the conference-championship clinching win while also catching seven passes and having a 20-yard interception return ... Defensively, he snagged three interceptions ... Played for Coach Jason Thomas .. Also plays point guard in basketball and runs track.

**ELLISON'S CAREER RUSHING STATS**

	G-GS	Car	Yds	Avg	TD	Lg/Opponent
2020	8-0	30	113	3.8	1	17/Louisville

**ELLISON'S 2020 GAME-BY-GAME STATS**

Date	Opp.	Car.	Rush Yds	Avg.	Rush TD	Rec.	Yds
9/12	Clem	4	3	.8	0	0	0
9/19	NC State	--	--	--	--	--	--
10/2	Campbell	5	27	5.4	1	0	0
10/17	Virginia	--	--	--	--	--	--
10/31	Syracuse	6	14	2.3	0	0	0
11/14	UNC	--	--	--	--	--	--
12/12	Lou	9	50	5.5	0	0	0
12/30	Wisc	6	19	3.2	0	1	3
<b>Total</b>	<b>8-0</b>	<b>30</b>	<b>113</b>	<b>3.7</b>	<b>1</b>	<b>1</b>	<b>3</b>

**#30 AMHANI MARSHALL**

6-2, 220, Fr., Winston-Salem, N.C.

**2020 (Freshman)**

Appeared in two contests ... Carried the ball four times for eight yards at Louisville (12/12) ... Made his college debut vs. Campbell (10/2), rushing for 10 yards on two carries.

**High School**

Enrolled in January 2020 ... A consensus three-star running back ... Rated the No. 18 prospect in the state by Rivals ... 2019: Team captain ... Invited to participate in the Shrine Bowl of the Carolinas ... Played for Coach Todd Willert ... Member of back-to-back state championship teams with the Eagles ... Senior season was cut short due to injury ... Rushed for 668 yards and eight touchdowns in five games ... Rushed for 78 yards and had 114 receiving yards and a touchdown against Page ... Helped the Eagles to a 21-game winning streak ... Rushed for 2,204 career yards and 30 touchdowns. 2018: Helped lead East Forsyth to the 4-A state championship as a junior ... Ran for 1,134 yards and 20 touchdowns on 153 carries as a junior (7.4 YPC) ... Named to the Winston-Salem Journal's All-Northwest team.

**Personal**

Son of Loretta and Malcolm Marshall ... Father played football at East Forsyth and at North Carolina from 1991-94 ... Born March 21, 2002 ... Honor roll student ... High school teammate of Christian Beal-Smith.

**MARSHALL'S CAREER RUSHING STATS**

	G-GS	Car	Yds	Avg	TD	Lg/Opponent
2020	2-0	6	18	3.0	0	8/UL
<b>Total</b>	<b>2-0</b>	<b>6</b>	<b>18</b>	<b>3.0</b>	<b>0</b>	<b>6/UL</b>

**MARSHALL'S 2020 GAME-BY-GAME STATS**

Date	Opp.	Car.	Rush Yds	Avg.	Rush TD	Rec.	Yds
9/12	Clem						
9/19	NCST						
10/2	Camp	2	10	5.0	0	0	0
10/17	UVA						
10/24	VT						
10/31	Syr						
11/14	UNC						
12/12	UL	4	8	2.0	0	0	0
<b>Total</b>	<b>2-0</b>	<b>6</b>	<b>18</b>	<b>3.0</b>	<b>0</b>	<b>0</b>	<b>0</b>

**WIDE RECEIVERS**

**#2 DONALD STEWART**

6-4, 210, Gr., Elizabeth, N.J.

**2020 (Graduate)**

Totaled a career-best five receptions for 41 yards at NC State (9/19) ... Earned fourth varsity letter.

**Prior to Wake**

Transferred to Wake Forest after earning his undergraduate degree from Stanford ... 2019: Played in five games and recorded one catch for 40 yards and a touchdown ... Recorded first career touchdown on a 40-yard pass from Davis Mills on opening drive vs. California ... 2018: Saw action in three games ... Earned redshirt ... 2017: Named to Pac-12 All-Academic honorable mention ... Played in all 14 games, notched 11 receptions for 131 yards ... 2016: Saw action in 10 contests and recorded two catches for 17 yards ... Registered his first career catch for eight yards vs. Washington State.

**High School**

Played for head coaches Chris Partridge and John Westervelt at Paramus Catholic ... Earned varsity letters in football, basketball, track and field ... Named New Jersey's 11th-best recruit by PrepStar, 13th by Rivals, 18th by ESPN ... 2015: Named Third Team All-State & First Team All-County & All-League honors ... Captured 33 receptions for 702 yards and 12 touchdowns ... 2014: Garnered First Team All-County & All-League accolades ... Caught 34 passes for 662 yards and eight touchdowns ... 2013: Registered 39 receptions for 429 yards and six touchdowns.

**Personal**

Son of Donald and Alina Stewart and has three siblings, Victoria, Justin and Jordan ... Plays the drums in his free time.

**STEWART'S CAREER RECEIVING STATS**

	G-GS	Rec	Yds	Avg	TD	Lg/Opponent
2020	5-0	5	41	8.2	0	14/NCST
<b>Total</b>	<b>5-0</b>	<b>5</b>	<b>41</b>	<b>8.2</b>	<b>0</b>	<b>14/NCST</b>

**STEWART'S 2020 GAME-BY-GAME STATS**

Date	Opp	Rec	Yds	Avg	TD	Long
9/12	Clem	0	0	0.0	0	0
9/19	NCST	5	41	8.2	0	14
10/24	Va Tech	0	0	0.0	0	0
10/31	Syracuse	0	0	0.0	0	0
12/12	Lou	0	0	0.0	0	0
12/30	Wisc	0	0	0.0	0	0
<b>Total</b>	<b>5-0</b>	<b>5</b>	<b>41</b>	<b>8.2</b>	<b>0</b>	<b>14/NCST</b>

**#5 JAQUARII ROBERSON**

6-1, 182, R-Jr., Murfreesboro, N.C.

**2021 (Redshirt Junior)**

Earned preseason first team All-ACC status from Athlon Sports ... Placed on the preseason second team All-ACC by Lindy's Sports

**2020 (Redshirt Junior)**

Finished remarkable junior season ranked as the 15th-best wide receiver in the NCAA ... Named Second Team All-ACC by Phil Steele ... Team leader in catches (62) and yards (926), tallying eight touchdowns ... Concluded the season with three touchdowns and 131 yards vs Wisconsin in the Duke's Mayo Bowl (12/30) ... Added to career year with 12 receptions for 167 yards and two touchdowns vs UNC (11/14) ... Hauled in a career-long 80 yard touchdown on his way to seven catches and 130 yards vs Syracuse (10/31) ... Had a team-high six receptions for 46 yards vs Virginia Tech (10/24) ... Snagged seven catches for 126 yards vs Virginia (10/17) ... Ranked as the highest-graded wide receiver in the nation (91.1) by Pro Football Focus on October 13th ... Finished the NC State game (9/19) with a career-high seven receptions for 75 yards and first touchdown of the season ... Posted four receptions for a career-high 92 yards including a 55-yard catch in third quarter ... Earned his third varsity letter.

**2019 (Redshirt Sophomore)**

Saw action in nine games and earned one start vs. Elon (9/21) ... Totaled six passes for 80 yards and a touchdown ... Talled three receptions for 60 yards and a score vs. Elon ... Scored his first career touchdown on a 34-yard reception in the first quarter that staked the Deacons to a 14-0 lead over the Phoenix ... Added a 14-yard reception vs. Louisville (10/12) and a nine-yard catch in the bowl game vs. Michigan State (12/27) ... Played 189 snaps with a season-high 50 against North Carolina (9/13) ... Received his second varsity letter.

**2018 (Redshirt Freshman)**

Had seven receptions for 74 yards in his debut season ... Made his first career start in the Birmingham Bowl vs. Memphis at slot receiver ... Caught two passes for 15 yards in the win over the Tigers ... First two career catches came vs. Rice (9/29) ... Had three receptions for career-best 57 yards at Florida State (10/20) including career-long 29-yarder.

**2017 (True Freshman)**

Redshirted ... Named the team's scout team player of the week following the win over Syracuse.

**High School**

Team captain ... A consensus three-star prospect ... Rated the No. 211 WR nationally by 247Sports ... Considered the No. 5 receiver in North Carolina ... NCPreps 2A All-State first team selection ... Led the Bears to a conference championship and the third round of the state playoffs ... Three-year letterman for Coach Terrance Saxby ... Finished his senior season with 76 receptions, 1,370 yards and 15 touchdowns ... Twice named All-Northeastern Coastal 2A Conference ... As a junior, set school record with 66 receptions for 1,480 yards and 19 touchdowns ... As a sophomore, made 30 receptions for 595 yards and nine touchdowns in just eight games ... Also an outstanding basketball player ... Named all-district in basketball as both a sophomore and junior ...

Averaged 22 points and 10 rebounds per game as a junior.

**Personal**

Son of Satoya Powell and the late Paul N. Roberson, Jr. ... Born July 29, 1998 ... Communication major.

**ROBERSON'S CAREER RECEIVING STATS**

	G-GS	Rec	Yds	Avg	TD	Lg/Opponent
2018	9-1	7	74	10.6	0	29/FSU
2019	9-1	6	80	13.3	1	34/Elon
2020	9-9	62	926	14.9	8	80/Syr
<b>Total</b>	<b>27-10</b>	<b>75</b>	<b>1080</b>	<b>14.4</b>	<b>9</b>	<b>80/Syr</b>

**ROBERSON'S 2018 GAME-BY-GAME STATS**

Date	Opp	Rec	Yds	Avg	TD	Long
9/8	Towson	0	0	0	0	0
9/22	ND	0	0	0	0	0
9/29	Rice	2	2	1.0	0	2
10/6	Clem	0	0	0	0	0
10/20	FSU	3	57	19.0	0	29
11/3	Syr	0	0	0	0	0
11/17	Pitt	0	0	0	0	0
11/24	Duke	0	0	0	0	0
12/22	Mem	2	15	7.5	0	13
<b>Total</b>	<b>9-1</b>	<b>7</b>	<b>74</b>	<b>10.6</b>	<b>0</b>	<b>29/FSU</b>

**ROBERSON'S 2019 GAME-BY-GAME STATS**

Date	Opp	Rec	Yds	Avg	TD	Long
9/13	UNC	1	-3	-3.0	0	0
9/21	Elon	3	60	20.0	1	34
9/28	BC	0	0	0	0	0
10/12	Lou	1	14	14.0	0	14
11/2	NCST	0	0	0	0	0
11/9	VT	0	0	0	0	0
11/16	Clem	0	0	0	0	0
11/23	Duke	0	0	0	0	0
12/27	MSU	1	9	9.0	0	9
<b>Total</b>	<b>9-1</b>	<b>6</b>	<b>80</b>	<b>13.3</b>	<b>1</b>	<b>34/Elon</b>

**ROBERSON'S 2020 GAME-BY-GAME STATS**

Date	Opp	Rec	Yds	Avg	TD	Long
9/12	Clem	4	92	23.0	0	55
9/19	NCST	7	75	10.7	1	23
10/2	Camp	2	21	10.5	0	14
10/17	UVA	7	126	18.0	0	49
10/24	VT	6	46	7.6	0	11
10/31	Syr	7	130	18.6	1	80
11/14	UNC	12	167	13.9	2	46
12/12	UL	9	138	15.3	1	55
12/30	Wisc	8	131	16.4	3	39
<b>Total</b>	<b>9-9</b>	<b>62</b>	<b>926</b>	<b>14.9</b>	<b>8</b>	<b>80/Syr</b>

**#9 A.T. PERRY**

6-5, 206, R-So., Lake Worth, Fla.

**2020 (Redshirt Sophomore)**

Appeared in six games, catching 15 passes for 211 yards ... Hauled in first touchdown of the season vs Virginia (10/17) ... Caught a career-best five passes for a career-high 81 yards against Campbell (10/2) ... Reeled in four receptions at NC State (9/19) ... Earned his second varsity letter.

**2019 (Redshirt Freshman)**

Played in nine games and finished the campaign with four receptions for 62 yards and a touchdown ... Broke out with three receptions for 34 yards and a touchdown against Elon (9/21) ... Talled first receiving touchdown on a 17-yard completion from Michael Kern ... Also saw action on special teams ... Caught a season-long 28-yarder for a first down vs. Michigan State (12/27) ... On field for 150 plays with a season-high 37 in the New Era Pinstripe Bowl vs. Michigan State ... Received his first varsity letter.

**2018 (True Freshman)**

Redshirted ... Top receiver in the 2019 spring game with six catches for 112 yards and a 72-yard touchdown catch and run.

**High School**

Team captain ... A three-star recruit by 247Sports and ESPN ... Played for Coach Brian Dodds ... Rated the No. 18 player on the Palm Beach Post's Big Board as a senior ... No. 17 on the Sun-Sentinel's list of top players in Palm Beach County ... Named to Florida Athletic Coaches Association All-District team ... Earned all-area, all-conference and all-county honors ... Named all-county in basketball as well ... Won the county track long jump championship ... Helped lead the Cobras to the state playoffs where they upset No. 1 seed Miramar in the first round ... Had a pair of touchdown catches against Miramar ... Snagged a pair of touchdown receptions against Palm Beach Gardens including an 80-yarder ... Also saw action as a defensive back ... During junior year earned all-area honorable mention as a junior as the Cobras posted a 10-0 regular season ... Named team MVP.

**Personal**

Son of Carlton and Chasity Prescott ... Born Oct. 26, 1999 ... Mother ran track at Arizona State.

**PERRY'S CAREER RECEIVING STATS**

	G-GS	Rec	Yds	Avg	TD	Lg/Opponent
2019	9-0	4	62	15.5	1	28/Mich. St
2020	6-6	15	211	14.1	1	40/Camp.
<b>Total</b>	<b>14-5</b>	<b>19</b>	<b>273</b>	<b>14.4</b>	<b>2</b>	<b>40/Camp.</b>

**PERRY'S 2019 GAME-BY-GAME STATS**

Date	Opp	Rec	Yds	Avg	TD	Long
9/13	UNC	0	0	0	0	0
9/21	Elon	3	34	11.3	1	17
9/28	BC	0	0	0	0	0
10/12	Lou	0	0	0	0	0
11/2	NCST	0	0	0	0	0
11/9	VT	0	0	0	0	0
11/16	Clem	0	0	0	0	0
11/23	Duke	0	0	0	0	0
12/27	MSU	1	28	28.0	0	28
<b>Total</b>	<b>9-0</b>	<b>4</b>	<b>62</b>	<b>15.5</b>	<b>1</b>	<b>28/Mich. St.</b>

**PERRY'S 2020 GAME-BY-GAME STATS**

Date	Opp	Rec	Yds	Avg	TD	Long
9/12	Clem	2	24	12.0	0	17
9/19	NCST	4	36	9.0	0	11
10/2	Camp	5	81	16.2	0	40
10/17	UVA	2	53	26.5	1	40
10/24	VT	1	3	3.0	0	3
10/31	Syr	0	0	0.0	0	0
11/14	UNC	0	0	0.0	0	0
12/12	UL	1	14	14.0	0	14
<b>Total</b>	<b>6-6</b>	<b>15</b>	<b>211</b>	<b>14.1</b>	<b>1</b>	<b>40/Camp</b>

**#13 KE'SHAWN WILLIAMS**

5-10, 185, Fr., Philadelphia, Pa.

**2020 (True Freshman)**

Made eight appearances ... Saw first collegiate action against NC State (9/19) ... Caught three passes for a total of 44 yards ... Earned his first varsity letter.

**High School**

Rated a three-star recruit the No. 15 prospect in Pennsylvania by ESPN. 2019: Team captain ... Played for Coach Rick Knox ... Named all-city and all-state ... Tabled for the city all-star game ... All-Southeastern Pennsylvania selection ... Had 58 receptions for 889 yards and 13 touchdowns as a senior ... Scored 22 total touchdowns including five rushing ... Had 12 receptions for 132 yards and two TDs as the Blue Devils beat The Haverford School ... Had two kick return touchdowns and an 85-yard interception return for a score in a win over Roman Catholic. 2018: Set the Inter-Academic League record with 67 catches for 1,066 yards and 11 touchdowns as a junior ... Averaged 17.9 points, 6.3 rebounds and 4.5 assists in basketball ... Earned Inter-Ac all-league honors and first team All-City accolades ... First team All-Inter-Ac selection in basketball and was a sprinter on the track team. 2017: Added 12 catches for 244 yards and a pair of touchdowns as a sophomore.

**Personal**

Son of Shawn Marie Fogel-Williams and Kenneth Williams ... Born Dec. 27, 2001 ... Member of the Honor Roll.

**WILLIAMS' CAREER RECEIVING STATS**

	G-GS	Rec	Yds	Avg	TD	Lg/Opponent
2020	8-0	3	44	14.7	0	34/Campbell
<b>Total</b>	<b>8-0</b>	<b>3</b>	<b>44</b>	<b>14.7</b>	<b>0</b>	<b>34/Campbell</b>

**WILLIAMS' 2020 GAME-BY-GAME STATS**

Date	Opp	Rec	Yds	Avg	TD	Long
9/19	NCST	--	--	--	--	--
10/2	Camp	2	44	22.0	0	34
10/17	UVA	--	--	--	--	--
10/24	VT	--	--	--	--	--
10/31	Syracuse	--	--	--	--	--
11/14	UNC	--	--	--	--	--
12/12	UL	1	0	--	--	--
12/31	Wisc	--	--	--	--	--
<b>Total</b>	<b>8-0</b>	<b>3</b>	<b>44</b>	<b>14.7</b>	<b>0</b>	<b>34/Campbell</b>

**#80 JAHMAL BANKS**

6-4, 208, Fr., Bethesda, Md.

**2020 (True Freshman)**

Appeared in six games... Caught first career reception vs. Campbell (10/2)... Made his collegiate debut against Clemson (9/12) ... Earned first varsity letter.

**High School**

Helped the Panthers to a No. 4 national ranking in the USA Today poll ... Played for Coach Henry Russell ... Posted a 44-3 record in his four years including an 11-1 record in 2019 ... Caught a touchdown pass in a win over No. 8 IMG Academy ... Returned a kick for a touchdown against the Bishop Ireton ... Two-time first team all-conference pick in football ... Team MVP in both football and basketball ... Had 91 total tackles and 36 tackles for loss along with nine sacks ... Returned a pair of fumble recoveries for touchdowns ... Also plays basketball and has aided St. Frances in earning a top 10 national ranking from USA Today.

**Personal**

Son of Kristie Martin ... Born Oct. 2, 2001 ... Sister Kyerra Martin played volleyball at Bowie State ... Member of the Honor Roll and Chess Club.

**BANKS' CAREER RECEIVING STATS**

	G-GS	Rec	Yds	Avg	TD	Lg/Opponent
2020	6-0	1	17	17.0	0	17/Camp
<b>Total</b>	<b>6-0</b>	<b>1</b>	<b>17</b>	<b>17.0</b>	<b>0</b>	<b>17/Camp</b>

**BANKS' 2020 GAME-BY-GAME STATS**

Date	Opp	Rec	Yds	Avg	TD	Long
10/2	Camp	1	17	17.0	0	17
<b>Total</b>	<b>6-0</b>	<b>1</b>	<b>17</b>	<b>17.0</b>	<b>0</b>	<b>17/Camp</b>

**#83 TAYLOR MORIN**

5-10, 176, R-Fr., Centreville, Va.

**2021 (Redshirt Freshman)**

Earned preseason second team All-ACC specialist status from Athlon Sports.

**2020 (Redshirt Freshman)**

Finished the season with 32 receptions for 405 yards and three touchdowns ... Caught five balls for 91 yards including a season-long 46-yard catch in the Duke's Mayo Bowl vs Wisconsin (12/30) ... Scored third touchdown of the season vs Louisville with two catches for 23 yards ... Hauled in five balls for 45 yards vs Syracuse (10/31) ... Ranked fourth in the nation in punt return average as of October 13th ... Hauled in team's only receiving touchdown vs Campbell (10/2) ... Led the team with 12 receptions through two games, highlighted by nine receptions against No. 1 Clemson in the season opener, the most by any ACC wide receiver through three weeks of the season ... Recorded his first collegiate touchdown against Clemson (9/12) ... Earned his first varsity letter.

er through three weeks of the season ... Recorded his first collegiate touchdown against Clemson (9/12) ... Earned his first varsity letter.

**2019 (True Freshman)**

Played in one game and kept his redshirt status ... Saw action with four snaps against Clemson (11/16) while lining up as a punt returner.

**High School**

A team captain and a three-star athlete by 247 and ESPN ... Rated the No. 27 prospect in Virginia ... Ranked the No. 18 recruit by RecruitNoVa.com ... Named first team All-USA Virginia ... A versatile athlete who plays slot receiver, safety and also punts and kicks ... Took snaps at quarterback during the state playoffs ... Part of a senior class that went 55-4 during their careers, winning four district and regional titles and three state championships ... Was one of 25 finalists nationally for the US Army-Pro Football Hall of Fame Award for Excellence ... Named first team Concorde District at receiver ... Team won the Concorde District, its fifth straight region title ... Caught 47 passes for 879 yards and 14 TDs in the regular season ... Carried 18 times for 154 yards and two touchdowns ... Had eight receptions for 267 yards and four touchdowns in a 62-21 win over West Springfield that earned him Military Bowl DC Touchdown Club High School Football Player of the Week ... In a regional semifinal win over South Lakes, caught seven passes for 82 yards and two touchdowns while adding an interception ... Led the Bulldogs to a 13-1 record ... Took snaps in wildcat formation after an injury to the quarterback ... Threw for a touchdown, returned a fumbled screen pass 56 yards for a touchdown, rushed for a score and caught a 78-yard touchdown pass in that game ... Caught 53 passes for 840 yards and nine touchdowns as a junior ... Helped Westfield to a 15-0 record ... On defense, added 54 tackles and 11 interceptions including two pick-sixes ... Added 414 return yards and five blocked kicks ... First team all-district and all-region at both wide receiver and defensive back as a junior ... First team all-state wide receiver and second team all-state DB ... Helped the Bulldogs to a basketball state championship in 2016.

**Personal**

Son of Scott and Sabrina Morin ... Is the nephew of former Demon Deacon baseball player and 1988 WFU graduate Johnny Koons ... Member of the Math Honor Society ... Born January 3, 2001.

**MORIN'S CAREER RECEIVING STATS**

	G-GS	Rec	Yds	Avg	TD	Lg/Opponent
2019	1-0	--	--	--	--	--
2020	8-3	27	314	11.6	3	32/UVA
<b>Total</b>	<b>8-3</b>	<b>27</b>	<b>314</b>	<b>11.6</b>	<b>3</b>	<b>32/UVA</b>

**MORIN'S 2020 GAME-BY-GAME STATS**

Date	Opp	Rec	Yds	Avg	TD	Long
9/12	Clem	9	93	10.3	1	27
9/19	NCST	3	52	17.3	0	27
10/2	Camp	2	20	10.0	1	11
10/17	UVA	1	32	32.0	0	32
10/24	VT	1	2	2.0	0	2
10/31	Syr	5	45	9.0	0	15
11/14	UNC	4	47	11.8	0	28
12/12	UL	2	23	10.2	1	13
12/30	Wis	5	91	18.2	0	46
<b>Total</b>	<b>9-4</b>	<b>27</b>	<b>314</b>	<b>11.6</b>	<b>3</b>	<b>46/Wis</b>

**TIGHT ENDS**

**#23 BRANDON CHAPMAN**

6-5, 243, R-Sr., Grove City, Ohio

**2020 (Redshirt Senior)**

Started all nine games at tight end as a redshirt senior ... Caught five passes for a total of 65 yards ... Snagged two receptions for 40 yards in the Duke's Mayo Bowl vs Wisconsin (12/30) ... Converted a two-point conversion with a catch late in the game against North Carolina (11/14) ... Hauled in passes against Louisville (12/12), Virginia (10/17) and Clemson (9/12) ... Earned fourth varsity letter.

**2019 (Redshirt Junior)**

Appeared in all 13 games ... Finished the year with 11 receptions for an even 100 yards ... Pulled in a spectacular career-long catch of 22 yards vs. NC State to put the Deacons inside the five, leading to a touchdown run ... Tied his career-high with three receptions vs. Utah State ... On the field for 505 plays including a season-best 58 in the opener vs. Utah State (8/30) ... Received third varsity letter.

**2018 (Redshirt Sophomore)**

Was on the field for 567 snaps as a redshirt sophomore in 2018 ... Played a career-high 100 snaps in the season-opener at Tulane (8/30) ... Made his first career reception vs. the Green Wave ... Finished the season with 12 receptions for 93 yards ... Made a career-best three receptions for 36 yards vs. Pittsburgh (11/17) ... Caught two passes for 22 yards at Florida State (10/20) ... Had a season-long 21-yard reception vs. Pittsburgh.

**2017 (Redshirt Freshman)**

Member of the kickoff return team ... Saw action in 11 games and was on the field for 74 snaps.

**2016 (True Freshman)**

Redshirted.

**High School**

Team captain at Grove City High School, just outside of Columbus, Ohio ... Rated the No. 33 tight end in the nation by 247Sports ... Considered one of top 45 players in Ohio by 247Sports and ESPN ... Earned three stars from 247Sports, Rivals, ESPN and Scout ... Considered an outstanding blocker as well as a receiving threat ... Was a three-year starter at tight end for the Greyhounds ... Also lettered in basketball ... Played for Coach Mike Lanza.

**Personal**

Son of Frank and Elizabeth Chapman ... Brother, Dalton, played at Bowling Green State University in 2012-13 ... Born August 3, 1997 ... Member of the Junior Honor Society ... Posted a 3.8 GPA in high school ... Has volunteered with autistic children ... Health and Exercise Science major.

**CHAPMAN'S CAREER RECEIVING STATS**

	G-GS	Rec	Yds	Avg	TD	Lg/Opponent
2017	11-0	0	0	0.0	0	--
2018	13-0	12	93	7.8	0	21/Pitt
2019	13-0	11	100	9.1	0	22/NC State
2020	9-9	5	65	13.0	0	25/Wisc
<b>Total</b>	<b>46-28</b>	<b>28</b>	<b>258</b>	<b>9.2</b>	<b>0</b>	<b>22/NC State</b>

**CHAPMAN'S 2018 GAME-BY-GAME STATS**

Date	Opp	Rec	Yds	Avg	TD	Long
8/30	Tulane	1	2	2.0	0	2
9/8	Towson	0	0	0	0	--
9/13	BC	1	9	9.0	0	9
9/22	ND	2	7	3.5	0	5
9/29	Rice	1	8	8.0	0	8
10/20	FSU	2	22	11.0	0	14
10/27	Lou	0	0	0	0	--
11/3	Syr	0	0	0	0	--
11/8	NCST	1	8	8.0	0	8
11/17	Pitt	3	36	12.0	0	21
11/24	Duke	3	23	7.7	0	9
12/22	Mem	1	1	1.0	0	1
<b>Total</b>	<b>13-0</b>	<b>12</b>	<b>93</b>	<b>7.8</b>	<b>0</b>	<b>21/Pitt</b>

**CHAPMAN'S 2019 GAME-BY-GAME STATS**

Date	Opp	Rec	Yds	Avg	TD	Long
8/30	USU	3	24	8.0	0	19
9/6	Rice	0	0	0	0	--
9/13	UNC	0	0	0	0	--
9/21	Elon	1	12	12.0	0	12
9/28	BC	1	9	9.0	0	9
10/12	Lou	0	0	0	0	--
10/19	FSU	2	8	4.0	0	5
11/2	NCST	1	22	22.0	0	22
11/9	VT	0	0	0	0	0
11/16	Clem	0	0	0	0	0
11/23	Duke	0	0	0	0	0

11/30	SYR	2	19	9.5	0	11
12/27	MSU	1	6	6.0	0	6
<b>Total</b>	<b>13-0</b>	<b>11</b>	<b>100</b>	<b>9.1</b>	<b>0</b>	<b>22/NC State</b>

**CHAPMAN'S 2020 GAME-BY-GAME STATS**

Date	Opp	Rec	Yds	Avg	TD	Long
9/12	Clem	1	8	8.0	0	8
9/19	NCST	--	--	--	--	--
10/2	Camp	--	--	--	--	--
10/17	UVA	1	10	10.0	0	10
10/24	VT	--	--	--	--	--
10/31	Syr	--	--	--	--	--
11/14	UNC	--	--	--	--	--
12/12	UL	1	7	7.0	0	7
12/30	Wisc	2	40	20.0	0	25
<b>Total</b>	<b>9-9</b>	<b>5</b>	<b>65</b>	<b>13.0</b>	<b>0</b>	<b>25/Wisc</b>

**#85 BLAKE WHITEHEART**

6-4, 240, R-So., Winston-Salem, N.C.

**2020 (Redshirt Junior)**

Appeared in nine games ... Recorded five catches for 61 yards ... Made first career catch against NC State (9/19) ... Earned his second varsity letter.

**2019 (Redshirt Sophomore)**

Played in 12 games and was on the field for 104 snaps while earning his first varsity letter ... Totaled a season-high 18 plays at Clemson (11/16) ... Member of the kickoff return team

**2018 (True Freshman)**

Played in three games and retained his year of eligibility ... Made his debut on the kickoff return team against Syracuse (11/8) ... Also saw action against Pitt (11/17) and at Duke (11/24) ... Was on the field for 22 snaps.

**High School**

Enrolled at Wake Forest in January 2018 ... Team captain in high school ... A three-star athlete by ESPN and 247Sports ... Rated the No. 66 tight end in the nation by 247 and the No. 39 prospect in the state by ESPN ... Four-year letterman ... Played for Coach Tiesuan Brown ... Four-time All-Forsyth County selection ... As a senior was named to the Shrine Bowl of the Carolinas all-star game and had one reception for 38 yards ... Named All-Northwest North Carolina for the second straight year ... Had 24 receptions for 389 yards and four touchdowns ... All-conference honoree as a junior and senior ... Helped Mount Tabor to the third round of the Class 3-AA state playoffs ... Team finished the season 11-3 and earned the No. 1 seed in the playoffs ... Lettered four years in lacrosse and earned three all-conference selections ... Earned all-region and state honorable mention honors in lacrosse as well.

**Personal**

Son of Michael and Tina Whiteheart ... Born March 22, 2000 ... Member of the National Honor Society.

**WHITEHEART'S CAREER RECEIVING STATS**

	G-GS	Rec	Yds	Avg	TD	Lg/Opponent
2018	3-0	0	0	0	0	--
2019	12-0	0	0	0	0	--
2020	8-0	5	61	12.2	0	15/UVA
<b>Total</b>	<b>23-0</b>	<b>5</b>	<b>61</b>	<b>12.2</b>	<b>0</b>	<b>15/UVA</b>

**WHITEHEARTS'S 2020 GAME-BY-GAME STATS**

Date	Opp	Rec	Yds	Avg	TD	Long
9/19	NCST	1	5	5.0	0	5
9/12	Clem	2	24	12.0	0	17
9/19	NCST	--	--	--	--	--
10/2	Camp	--	--	--	--	--
10/17	UVA	1	15	15.0	0	15
10/24	VT	--	--	--	--	--
11/14	UNC	1	3	3.0	0	3
12/12	UL	2	38	19.0	0	31
12/31	Wisc	--	--	--	--	--
<b>Total</b>	<b>9-0</b>	<b>5</b>	<b>61</b>	<b>12.2</b>	<b>0</b>	<b>31/UL</b>

**OFFENSIVE LINEMEN**

**#50 ZACH TOM**

6-5, 294, R-Jr. Prairieville, La.

**2021 (Redshirt Junior)**

Earned preseason third team All-ACC status from Athlon Sports.

**2020 (Redshirt Junior)**

Started all nine games at left tackle ... Received his third varsity letter ... Placed on the preseason All-ACC second team by Phil Steele ... Named preseason third team All-ACC selection by Athlon Sports ... Listed as a preseason third team All-ACC selection by Lindy's Sports ... According to Pro Football Focus, only returning Power-5 center to not commit a penalty in 500+ snaps ... Comes into junior season without allowing a sack in his career.

**2020 (Redshirt Junior)**

Named preseason third team All-ACC selection by Athlon Sports...Listed as a preseason third team All-ACC selection by Lindy's Sports.

**2019 (Redshirt Sophomore)**

Started all 13 games at center in 2019 ... Honorable mention All-ACC and a member of the All-ACC Academic team ... Played more snaps than any other Deacon in 2019 ... Was on the field for 1,143 plays ... Was the team leader in snaps in six games and the offensive snap leader in an additional three games ... Played a season-high 117 snaps in the opener vs. Utah State ... On the field for 106 plays in a win over Duke (11/23) ... Earned his second varsity letter.

**2018 (Redshirt Freshman)**

Played in 12 games with one start in his redshirt freshman season ... Made his college debut in the season-opener at Tulane (8/30) ... Started at center vs. Towson (9/8) and was on the field for a season-high 84 snaps ... Logged 59 plays at Florida State (10/20) ... Earned his first varsity letter.

**2017 (True Freshman)**

Redshirted ... Named to the ACC Academic Honor Roll.

**High School**

Listed as a three-star prospect by Scout, ESPN and 247 ... Considered the No. 86 offensive guard in the nation by ESPN ... Listed as the No. 3 offensive tackle in Louisiana by Scout ... First team all-state by the Louisiana Sports Writers Association ... First team All-District 5-5A ... First Team Class 4A-5A All-Metro pick as a senior ... Helped Catholic to an unbeaten regular season in 2016 ... Led the way for an offense that averaged 313 yards and 31.5 points per game ... Played for coach Dale Weiner ... Took third in the state in the shot put as a junior.

**Personal**

Son of Vanessa and Michael Tom ... Born March 26, 1999 ... Member of National Honor Society ... Earned academic letters as a freshman, sophomore, and junior ... Brother Cameron was a four-year starter on the offensive line at Southern Miss ... Business and enterprise management major.

**TOM'S CAREER STATS**

	G-GS
2018	12-1
2019	13-13
2020	9-9
<b>Total</b>	<b>34-23</b>

**#52 SPENCER CLAPP**

6-6, 302, R-Jr. Gibsonville, N.C.

**2020 (Redshirt Junior)**

Did not appear in a game.

**2019 (Redshirt Sophomore)**

Appeared in five games and was on the field for 44 plays ... Season-high 17 snaps in a win over Elon (9/21) ... On the field for 11 plays vs. Clemson (11/16) ... Earned his first varsity letter.

**2018 (Redshirt Freshman)**

Did not see action while rehabbing from an injury.

**2017 (True Freshman)**

Redshirted ... Had ACL surgery following the 2017 season that limited him in 2018.

**High School**

Team captain ... First Team all-state on the 3-A NCPreps.com team ... Named to the All-Area team by the Greensboro News-Record as a defensive tackle ... Also a dominating blocker on the offensive side ... Played for Coach Doug Robertson ... Two-time All-Mid State 3A selection ... Helped the Wildcats win their first Mid State 3A Conference championship and reach the Class 3AA state championship game in 2016 at Truist Field ... Team went 15-1 and finished runner-up in the state playoffs ... Finished his senior year with 106 tackles and 16.5 sacks ... Recorded four sacks in a win over Western Alamance.

**Personal**

Son of Lisa and Andy Clapp ... Born Jan. 9, 1999 ... Health and Exercise Science major.

**CLAPP'S CAREER STATS**

	G-GS
2019	5-0
<b>Total</b>	<b>5-0</b>

**#55 MICHAEL JURGENS**

6-4, 298, R-So., Damascus, Md.

**2020 (Redshirt Sophomore)**

Started eight games at center ... Made first career start against Clemson (9/12) ... Earned second varsity letter of career.

**2019 (Redshirt Freshman)**

Played in all 13 games ... On the field for 115 snaps with season-high of 20 vs. Elon (9/21) and Clemson (11/16) ... Member of the punt coverage team ... Earned first varsity letter.

**2018 (True Freshman)**

Appeared in two games and retained his redshirt status ... Saw eight snaps against Towson and was also in for a play in a 59-7 win over Duke ... Named to the ACC Academic Honor Roll.

**High School**

Enrolled at Wake Forest in January, 2018 ... Team captain in high school ... Considered a three-star athlete by Rivals, ESPN and 247Sports ... Rated the No. 47 guard in the class of 2018 by ESPN and the No. 16 recruit in Maryland ... Part of three consecutive state championships under Coach Eric Wallich at Damascus High ... Three-year letterman ... Holds school record for most pancake blocks in a game with 12 ... Holds season (89) and career marks (169) for pancake blocks as well ... Invited to the Maryland Crab Bowl all-star game ... As a senior, named the MCPS Coaches 3A-2A Player of the Year ... First team All-Met by the Washington Post ... Team rushed for 31 touchdowns and averaged 44 points per game en route to winning the 2A state championship ... Helped the Swarmin' Hornets set the county record for most consecutive wins ... Won every regular season game by a minimum of 24 points ... Never lost a varsity game in his career, going 42-0 ... As a junior, named team offensive lineman of the year while earning first team All-Met and all-state ... Led Damascus to a 14-0 record and a 3A state championship ... Earned all-conference lacrosse honors as a defender ... Damascus was 14-0 and 3A state champions as a sophomore.

**Personal**

Son of Mary and Jay Jurgens ... Born Jan. 1, 2000 ... Played on a youth Super Bowl title team as a youngster ... Graduated with a 4.0 GPA and as an AP Scholar with Distinction ... Serves as a mentor/coach for a Special Olympics bocce ball team and works with youth with intellectual and developmental disabilities.

**JURGENS' CAREER STATS**

	G-GS
--	------

2018	2-0
2019	13-0
2020	8-8
<b>Total</b>	<b>23-8</b>

## #59 LOIC NGASSAM NYA

6-3, 303, R-Jr., Silver Springs, Md.

### 2020 (Redshirt Junior)

Started seven games at right guard and one game at left guard ... Received third varsity letter.

### 2019 (Redshirt Sophomore)

Saw action in all 13 games with three starts, two at left guard and one at right guard ... Started at left guard at Clemson (11/16) and Syracuse (11/30) and at right guard in the New Era Pinstripe Bowl vs. Michigan State (12/27) ... On the field for 672 plays with a season-high 97 in a start at Syracuse (11/30) ... Also played 76 snaps vs. Michigan State, 75 vs. Elon (9/21) and 69 vs. Louisville (10/12) and Duke (11/23) ... Earned his second varsity letter.

### 2018 (Redshirt Freshman)

Saw action in seven games as a redshirt freshman and earned his first varsity letter ... On the field for 58 offensive plays including a season-high 14 against Towson (9/8) ... ACC Top Six for Service winner in 2019.

### 2017 (True Freshman)

Redshirted.

### High School

Team captain ... A three-star recruit by Scout and was ranked the No. 73 offensive guard in the nation ... Considered the No. 2 guard in Maryland by Scout ... Selected to the Big 33 All-Star game ... A two-way lineman ... Member of Team Maryland Elite 100 as a defensive tackle ... Named first team defensive tackle on the All-Sentinel team ... Earned first team all-county and first team all-division on the defensive line ... Selected to the Maryland Crab Bowl All-Star game ... Played for Coach Jason Lomax ... Had 54 tackles, 22 tackles for loss and 10 sacks ... On offense, played every snap for all 10 games ... Played just three years of football ... Played lacrosse as a freshman before joining the football team as a sophomore, and continued to play lacrosse ... Four-year member of the honor roll and three-year member of the French Honor Society.

### Personal

Son of Dorette and Maurice Nya ... Born Dec. 4, 1999 ... Became a naturalized U.S. citizen on Feb. 26, 2019 ... Born in France, raised in Cameroon ... Came to the U.S. in 2012 ... Started playing football has a HS junior ... Fluent in English and French.

## NYA'S CAREER STATS

G-GS	
2018	7-0
2019	13-3
2020	8-8
<b>Total</b>	<b>20-3</b>

## #62 DEVONTE GORDON

6-5, 303, R-Fr., Washington, DC.

### 2020 (Redshirt Freshman)

Appeared in three games as a redshirt freshman... Made collegiate debut against NC State (9/19) ... Earned first varsity letter.

### 2019 (True Freshman)

Redshirted ... Scout team player of the week vs. Rice (9/6).

### High School

Joined the Demon Deacons in January, 2019 ... High school team captain ... Consensus three-star athlete by Rivals, 247Sports and ESPN ... Rated the sixth-best player in Washington D.C. and the No. 51 offensive tackle nationally by 247Sports ... Suffered a severe ankle injury during his senior season ... Played for Coach Mike Engelberg ... A mobile player with a solid background in basketball ... Earned

second team All-Met honors from the Washington Post along the offensive line and honorable mention on defense as a senior ... Twice named All-MAC ... All-Met preseason watch list ... Led The Maret School to a third place finish in the state as a senior ... Named to the USA Today D.C. First Team offensive unit ... As a junior, helped the Frogs to a 12-0 record and the DCSAA Class A Championship.

### Personal

Son of Darlene Gordon ... Born April 7, 2000 ... High school teammate of current Deacon Coby Davis.

## GORDON'S CAREER STATS

G-GS	
2020	3-0
<b>Total</b>	<b>3-0</b>

## #71 CJ ELMONUS

6-7, 284, R-Fr., Fairview, N.C.

### 2020 (Redshirt Freshman)

Appeared in three games as a redshirt freshman ... Made collegiate debut against Clemson (9/12).

### 2019 (True Freshman)

Did not see action while earning a redshirt season ... Named scout team player of the week for Florida State game (10/19)

### High School

Team captain and three-star offensive lineman who played in the Shrine Bowl of the Carolinas ... Named second team All-USA North Carolina ... Helped A.C. Reynolds to a 12-2 record as a senior and advance to the third round of the 3A-AA playoffs ... A first team All-Western Mountain Athletic Conference selection in 2018 ... Named honorable mention All-WMAC as a junior while helping the Rockets to the state championship game ... Led the Rockets to three conference championships ... Three-year starter who had a varsity record of 37-7 ... Also competed in track and field, throwing the shot and discus.

### Personal

Son of Margaret Elmonus ... Born April 10, 2001.

## ELMONUS' CAREER STATS

G-GS	
2020	3-0
<b>Total</b>	<b>3-0</b>

## #74 LUKE PETITBON

6-2, 295, Gr., Annapolis, Md.

### 2020 (True Freshman)

Appeared in six games in first collegiate season ... Appeared in the final three games of the season against UNC (11/14), Louisville (12/12), and in the Duke's Mayo Bowl vs Wisconsin (12/30) ... Saw the field for the first time as a collegiate against No. 1 Clemson (9/12) in the season opener ... Earned his first varsity letter.

### High School

Rated a three-star offensive lineman and the No. 5 prospect in D.C. by ESPN ... Rated the No. 4 prospect in D.C. by MaxPreps ... No. 5 center nationally by ESPN ... 2019: Named an Under Armour All-American ... Will play in the Under Armour All-American game on Jan. 4 in Orlando ... First team All-Met by the Washington Post ... Helped Gonzaga College to an 8-3 record as a senior ... Played for Coach Randy Trivers ... Helped the Eagles to a berth in the Washington Catholic Athletic Conference semifinals ... Two-time first team All-WCAC selection ... Second team All-Met and first team All-DC by USA Today ... Named the offensive line MVP of The Opening at The St. James ... 2018: Led Gonzaga to a 9-3 record and the WCAC championship.

### Personal

Son of Michelle and Richie Petitbon ... Born June 3, 2001 ... Honors student every semester ... Father played football at Maryland 1983-88 ... Grandfather, Richie Petitbon, starred at Tulane and played 14 years as a safety in the NFL before

serving as defensive coordinator for Redskins from 1981-92 under Joe Gibbs ... Brother signed with Alabama and played at Illinois as a grad transfer in 2019.

## #75 TERRANCE DAVIS

6-3, 317, Gr., Temple Hills, Md.

### Prior to Wake

Transferred from Maryland after earning his undergraduate degree in December ... 3-time Academic All-Big Ten selection ... Spent most of his time at right guard appearing in 37 games while making 31 starts for the Terrapins.

2019: Named a 2019 Preseason Phil Steele Second Team All-Big Ten ... Started four games (Howard, 8/31; #21 Syracuse, 9/7; at Temple, 9/14; at Minnesota, 10/26), missing the other eight with a knee injury ... Blocked for a team that scored 142 points in first two games of season, the most by a Maryland team over a two game span in program history and the third most by any FBS team ever ... Parted way for 100-yard rushing games by Javon Leake vs. Syracuse and Anthony McFarland Jr. at Temple ... Part of line that blocked for an offense that tallied second-most points in program history with 79 vs. Howard (8/31).

2018: Appeared in eight games at right guard, starting six and missing the other four due to injury ... Helped block for the 17th best rushing offense in the country and third best in the Big Ten, averaging 230.2 yards per game ... blocked for a team that tallied six games with over 200 rushing yards ... helped four different running backs record 100-yard games - most in program history ... contributed to freshman running back Anthony McFarland setting freshmen rushing records of season yards (1,022), single game yards (298) and 100-yard games (four) ... part of line that blocked the way for team to rush for 444 yards at Bowling Green (9/8) - the team's most since 1999 against Virginia (4/45).

2017: Started all 12 games at right guard ... helped the Maryland running game eclipse 160 yards/g for the third consecutive season - the longest such streak for the program since 2001-03 ... also protected Maryland's four different starting quarterbacks which threw only eight interceptions - the fewest for the program since 2003 ... helped pave the way for Ty Johnson's 132 rush yards against Texas (9/2) and 124 rush yards against Towson (9/9) back-to-back weeks ... also helped Ty Johnson record 130 rush yards against Minnesota (9/30)

2016: Appeared in all 13 games, finishing the season with nine consecutive starts at right guard ... helped pave the way for a Maryland rushing offense that eclipsed 2,500 yards for the first time since 2003 ... helped Ty Johnson become the ninth 1,000-yard rusher in Maryland history ... blocked for Ty Johnson's 204-yard rushing performance vs. Purdue (10/1) ... helped Ty Johnson and Lorenzo Harrison both eclipse 100 rushing yards vs. Michigan State (10/22) ... blocked for Ty Johnson's 142-yard rushing day at Indiana (10/29) ... helped Ty Johnson rush for 168 yards vs. Rutgers (11/26).

### High School

A consensus four-star recruit...Under Armour All-American...All-USA Second Team Offense...Nike+ Football The Opening All-Star...ranked as the 2nd best player in the state of Maryland by Rivals and 247 Sports...ranked as the 4th best offensive lineman in the country by both ESPN and Rivals...was part of a DeMatha squad that won three straight WCAC titles...Named Washington Post All-Metro First Team as a senior...coached by Elijah Brooks.

### Personal

Son of Melinda Simms.

## #77 GEORGE SELL

6-4, 286, Fr., Chagrin Falls, Ohio

### 2020 (True Freshman)

Appeared in two games ... Made collegiate debut against No. 1 Clemson (9/12).

### High School

Named first team Division III All-Ohio team by the Ohio Prep Sports Writers Association ... Selected All-Western Reserve

Conference and first team All-Lake County News-Herald ... Division III All-Northeast Ohio Lakes all-region first team honoree ... Honorable mention all-area by Cleveland.com ... Second team all-division All-Ohio by MaxPreps ... Played for Coach Jeff Grubich ... Graded out at 94 percent with 40 pancake blocks ... As a junior, started at tackle for the Bombers' who won the Division III state championship and averaged more than 400 yards and 40 points per game ... Earned first team all-conference and second team all-district honors ... Team captain.

**Personal**

Son of Nicole and Mike Sell ... Father is 6-9 and played basketball at St. Joseph's ... Born Feb. 12, 2002 ... Member of the 3.5 Honors.

**SELL'S CAREER STATS**

	G-GS
2020	2-0
<b>Total</b>	<b>2-0</b>

**#79 SEAN MAGINN**

6-3, 298, R-Jr., Suwanee, Ga.

**2020 (Redshirt Junior)**

Started all nine games ... Made eight starts at left guard and one start at center ... Earned his second varsity letter.

**2019 (Redshirt Sophomore)**

Played in all 13 games, making 11 starts ... Made his first college start in the season-opener vs. Utah State (8/30) and played 96 snaps ... Named to the Pro Football Focus ACC Team of the Week following the North Carolina game ... Played 799 snaps with a season-high 101 vs. Louisville (10/12) ... Awarded his second varsity letter.

**2018 (Sophomore)**

Played in two games and earned a redshirt, leaving him with three years of eligibility ... Was on the field for 14 snaps including seven each against Pittsburgh (11/17) and Duke (11/24).

**2017 (Freshman)**

Made his college debut vs. Presbyterian ... On the field for 36 snaps on the season including 17 vs. Presbyterian (8/31) and 19 vs. Utah State (9/16) ... Was the only true freshman to see playing time on the offensive line in 2017.

**High School**

Ranked as the No. 115 offensive guard nationally by ESPN ... Second Team All-Region 6-7A on the offensive line in 2016 ... Named to the All-Gwinnett Football team ... Helped the team to regional titles in 2013 and 2014 and a state runner-up finish in 2013 ... Four-year letterman for Coach Bob Spire ... Played left tackle as a junior and left guard as a senior ... Also a member of the wrestling team.

**Personal**

Son of Kevin and Laura Maginn ... Born Feb. 17, 1999 ... Communication major.

**MAGINN'S CAREER STATS**

	G-GS
2017	2-0
2018	2-0
2019	13-11
2020	9-9
<b>Total</b>	<b>26-20</b>

**DEFENSIVE LINEMEN**

**#1 SULAIMAN KAMARA**

6-2, 291, R-Sr., Richmond, Va.

**2020 (Redshirt Senior)**

Appeared in eight contests, making seven starts ... Totaled 15 tackles on the season ... Posted a season-high four defensive stops against J NC State (9/19) and Campbell (10/2) ... Had three total tackles for loss on the year ... Earned fourth varsity letter.

**2019 (Redshirt Junior)**

Played in 12 games, making eight starts ... First career start vs. Boston College (9/28) as he made a career-high five tackles ... Recorded three tackles each against Rice (9/6) and Syracuse (11/30) ... On the field for 489 plays with season-best 62 vs. Boston College (9/28) ... Awarded his third varsity letter.

**2018 (Redshirt Sophomore)**

Saw action in all 13 games in earning his second varsity letter ... Was on the field for 375 snaps during the season ... Finished 15th on the team with 28 total tackles ... Had four tackles and a fumble recovery at Tulane (8/30) ... Added four tackles against Rice (9/29) and Pittsburgh (11/17) ... Had three or more tackles in each of the final three games of the season.

**2017 (Redshirt Freshman)**

Had a pair of tackles in his college debut vs. Presbyterian (8/31) ... Had two tackles and a tackle for loss at Syracuse (11/11) ... Had one tackle in the Belk Bowl (12/29) ... On the field for 275 snaps on the season ... Finished his freshman campaign with 12 tackles and three tackles for loss ... Season-high 47 plays at Syracuse ... Earned his first varsity letter.

**2016 (True Freshman)**

Redshirted.

**High School**

Team captain for the Hermitage Panthers ... Three-star recruit ranked among the top 15 players in Virginia by 247Sports, ESPN and Rivals ... Considered the No. 29 defensive tackle in the nation by Scout ... Ranked No. 14 on the Roanoke Times list of top 100 players in Virginia ... Member of the 2015 American Family Insurance All-USA Virginia Football Team ... First team All-State VHSL Group 5-A ... Named Conference 11 Defensive Player of the Year in 2015 ... Rare four-year starter for the Panthers ... Had 85 tackles, 12 tackles for loss and four sacks as a senior ... Was also utilized as a fullback in goal-line situations ... Played in the Virginia High School Coaches Association All-Star game and the Offense-Defense All-American Bowl ... Named the Richmond Times-Dispatch Defensive Player of the Year as a junior ... Collected 108 total tackles and school record 18 tackles for loss with eight sacks ... Named the Region 5-A South and Conference 11 Defensive Player of the Year in 2014 ... Second Team all-state as a junior ... First Team All-Region 5-A South in 2013 ... Coached by Patrick Kane.

**Personal**

Native of Sierra Leone who immigrated to the United States when he was 3 ... Son of Zainab Fofanah Kamara ... Born Oct. 15, 1996 ... Communication major.

**KAMARA'S CAREER DEFENSIVE STATS**

	G-GS	S-A-Tot	TFL-Yds	Sk-Yds	Int-Yds	PBU	FF-FR
2017	12-0	6-6-12	3-0-6	0-0	0-0	0	0-1
2018	13-0	13-15-28	1.5-6	0.5-4	0-0	0	0-1
2019	12-8	9-16-25	1.5-4	0-0	0-0	0	0-1
2020	8-7	7-8-15	3-0-3	0-0	0-0	0	0-0
<b>Career</b>	<b>45-15</b>	<b>35-45-80</b>	<b>9.0-19</b>	<b>0.5-4</b>	<b>0-0</b>	<b>0</b>	<b>0-3</b>

**KAMARA'S 2017 GAME-BY-GAME STATS**

Date	Opp.	S-A-Tot	TFL-Yds	Sk-Yds	Int-Yds	PBU	FF-FR
8/31	Pres	2-0-2	0-0	0-0	0-0	0	0-0
9/9	BC	1-1-2	1-0-1	0-0	0-0	0	0-1
9/16	USU	0-0-0	0-0	0-0	0-0	0	0-0
9/30	FSU	0-0-0	0-0	0-0	0-0	0	0-0
10/7	Clem	1-0-1	0-0	0-0	0-0	0	0-0
10/21	GT	0-0-0	0-0	0-0	0-0	0	0-0
10/28	Lou	0-0-0	0-0	0-0	0-0	0	0-0
11/4	ND	0-0-0	0-0	0-0	0-0	0	0-0
11/11	Syr	2-0-2	1-0-4	0-0	0-0	0	0-0
11/18	NCST	2-2-4	1-0-1	0-0	0-0	0	0-0
11/25	Duke	0-0-0	0-0	0-0	0-0	0	0-0
12/29	TAMU	1-0-1	0-0	0-0	0-0	0	0-0
<b>Total</b>	<b>12-0</b>	<b>6-6-12</b>	<b>3.0-6</b>	<b>0-0</b>	<b>0-0</b>	<b>0</b>	<b>0-1</b>

**KAMARA'S 2018 GAME-BY-GAME STATS**

Date	Opp.	S-A-Tot	TFL-Yds	Sk-Yds	Int-Yds	PBU	FF-FR
8/30	Tulane	1-3-4	0-0	0-0	0-0	0	0-1
9/8	Towson	0-3-3	0.5-4	0.5-4	0-0	0	0-0
9/13	BC	1-0-1	0-0	0-0	0-0	0	0-0
9/22	ND	1-1-2	0-0	0-0	0-0	0	0-0
9/29	Rice	3-1-4	0-0	0-0	0-0	0	0-0
10/6	Clem	0-1-1	0-0	0-0	0-0	0	0-0
10/20	FSU	0-0-0	0-0	0-0	0-0	0	0-0
10/27	Lou	0-0-0	0-0	0-0	0-0	0	0-0
11/3	Syr	2-1-3	1-0-2	0-0	0-0	0	0-0
11/8	NCST	0-0-0	0-0	0-0	0-0	0	0-0
11/17	Pitt	1-3-4	0-0	0-0	0-0	0	0-0
11/24	Duke	3-0-3	0-0	0-0	0-0	0	0-0
12/22	Mem	1-0-1	0-0	0-0	0-0	0	0-0
<b>Total</b>	<b>13-0</b>	<b>13-15-28</b>	<b>1.5-6</b>	<b>0.5-4</b>	<b>0-0</b>	<b>0</b>	<b>0-1</b>

**KAMARA'S 2019 GAME-BY-GAME STATS**

Date	Opp.	S-A-Tot	TFL-Yds	Sk-Yds	Int-Yds	PBU	FF-FR
8/30	USU	0-1-1	0-0	0-0	0-0	0	0-0
9/6	Rice	0-3-3	0-0	0-0	0-0	0	0-0
9/13	UNC	0-1-1	0-0	0-0	0-0	0	0-0
9/21	Elon	2-0-2	0-0	0-0	0-0	0	0-0
9/28	BC	2-3-5	0-0	0-0	0-0	0	0-0
10/12	Lou	1-1-2	0-0	0-0	0-0	0	0-0
10/19	FSU	0-2-2	0.5-0	0-0	0-0	0	0-0
11/2	NCST	1-0-1	1-0-4	0-0	0-0	0	0-1
11/9	VT	1-1-2	0-0	0-0	0-0	0	0-0
11/16	Clem	1-1-2	0-0	0-0	0-0	0	0-0
11/23	Duke	0-1-1	0-0	0-0	0-0	0	0-0
11/30	Syr	1-2-3	0-0	0-0	0-0	0	0-0
<b>Total</b>	<b>12-8</b>	<b>9-16-25</b>	<b>1.5-4</b>	<b>0-0</b>	<b>0-0</b>	<b>0</b>	<b>0-1</b>

**KAMARA'S 2020 GAME-BY-GAME STATS**

Date	Opp.	S-A-Tot	TFL-Yds	Sk-Yds	Int-Yds	PBU	FF-FR
9/12	Clem	1-1-1	0-0	0-0	0-0	0	0-0
9/19	NCST	2-2-4	1.5-2	0-0	0-0	0	0-0
10/2	Camp	2-2-4	--	--	--	--	--
10/17	UVA	1-0-1	1-0-1	--	--	--	--
10/24	VT	0-2-2	--	--	--	--	--
10/31	Syr	---	--	--	--	--	--
11/14	UNC	0-1-1	0.5-0	--	--	--	--
12/30	Wisc	1-1-2	0-0-0	0-0	--	--	--
<b>Total</b>	<b>8-7</b>	<b>7-8-15</b>	<b>3.0-3</b>	<b>0-0</b>	<b>0-0</b>	<b>0</b>	<b>0-0</b>

**#4 JACOREY JOHNS**

6-4, 259, R-So., Cartersville, Ga.

**2020 (Redshirt Sophomore)**

Appeared in all nine games ... Tallied 32 tackles, including 17 solo ... Recorded defensive stops, including five solo vs. Campbell (10/2) while tying his career-high with three tackles for loss ... Also tallied seven tackles (one for loss) vs. UNC (11/14) ... Notched first sack of the season against Campbell (10/2) ... Earned second varsity letter.

**2019 (Redshirt Freshman)**

Played in 13 games with 11 starts ... Made his first college start against Utah State (8/30) ... Recorded season-best eight stops at Virginia Tech (11/9) ... Collected seven tackles and three tackles for loss vs. Louisville (10/12) ... Tied for the team lead in tackles against Elon (9/21) with six ... Tallied four tackles and a sack at Rice (9/6) ... Totaled four stops, three tackles for loss and a sack vs. Florida State (11/19) ... Logged 692 snaps on the year including season-high 76 plays vs. Syracuse (11/30) ... On the field for 50 or more plays in eight games ... Awarded his first varsity letter.

**2018 (True Freshman)**

Redshirted and retained his initial year of eligibility.

**High School**

A consensus three-star athlete by 247Sports, Rivals and ESPN ... Rated the No. 87 recruit in Georgia and the No. 48 inside linebacker nationally by 247Sports ... Played for Coach Joey King ... As a senior was named the state 4-A Player of the Year ... First Team all-state Class 4-A ... Region 5-4A Defensive Player of the Year ... Helped the Purple Hurricanes win the region championship and reach the second round of the state Class 4A playoffs ... Team leader in tack-



# WAKE FOREST FOOTBALL

les and sacks ... Assisted Cartersville in winning the state championship as a junior.

## Personal

Son of Angela and Lamontra Johns ... Born April 10, 2000 ... Won the Renaissance Award for maintaining a high GPA ... Cousin of Latavius Murray who played at Central Florida and is currently a running back with the New Orleans Saints.

## JOHNS' CAREER DEFENSIVE STATS

	G-GS	S-A-Tot	TFL-Yds	Sk-Yds	Int-Yds	PBU	FF-FR
2019	13-11	29-24-53	8.0-33	3.0-21	0-0	0	0-0
2020	9-9	17-15-32	6.5-13	2.0-4	--	--	--
<b>Total</b>	<b>22-20</b>	<b>46-39-85</b>	<b>14.5-46</b>	<b>5.0-25</b>	<b>0-0</b>	<b>0</b>	<b>0-0</b>

## JOHNS' 2019 GAME-BY-GAME STATS

Date	Opp.	S-A-Tot	TFL-Yds	Sk-Yds	Int-Yds	PBU	FF-FR
8/30	USU	0-0-0	0-0	0-0	0-0	0	0-0
9/6	Rice	2-2-4	1.0-10	1.0-10	0-0	0	0-0
9/13	UNC	2-3-5	0-0	0-0	0-0	0	0-0
9/21	Elon	3-3-6	0-0	0-0	0-0	0	0-0
9/28	BC	2-1-3	0-0	0-0	0-0	0	0-0
10/12	Lou	3-4-7	3.0-6	0.5-2	0-0	0	0-0
10/19	FSU	3-1-4	3.0-14	1.0-7	0-0	0	0-0
11/2	NCST	1-0-1	0-0	0-0	0-0	0	0-1
11/9	VT	4-4-8	0.5-1	0-0	0-0	0	0-0
11/16	Clem	2-2-4	0-0	0-0	0-0	0	0-0
11/23	Duke	4-1-5	0-0	0-0	0-0	0	0-0
11/30	Syr	2-2-4	0.5-2	0.5-2	0-0	0	0-0
12/27	MSU	1-1-2	0-0	0-0	0-0	0	0-0
<b>Total</b>	<b>13-12</b>	<b>29-24-53</b>	<b>8.0-33</b>	<b>3.0-21</b>	<b>0-0</b>	<b>0</b>	<b>0-0</b>

## JOHNS' 2020 GAME-BY-GAME STATS

Date	Opp.	S-A-Tot	TFL-Yds	Sk-Yds	Int-Yds	PBU	FF-FR
9/12	Clem	1-1-2	--	--	--	--	--
9/19	NCST	1-2-3	1.0-1	--	--	--	--
10/2	Camp	5-2-7	3.0-9	1.0-3	--	--	--
10/17	UVA	0-1-1	--	--	--	--	--
10/24	VT	3-1-4	1.0-1	1.0-1	--	--	--
10/31	Syr	1-0-1	--	--	--	--	--
11/14	UNC	2-5-7	0.5-1	--	--	--	--
12/12	Lou	3-2-5	1.0-1	0-0	--	--	--
12/30	Wisc	1-1-2	0-0	0-0	0-0	0	0-0
<b>Total</b>	<b>9-9</b>	<b>17-15-32</b>	<b>6.5-13</b>	<b>2.0-4</b>	--	--	--

## #7 TYLER WILLIAMS

6-2, 297, R-Jr., West Palm Beach, Fla.

### 2020 (Redshirt Junior)

Started three contests ... Recorded two tackles at NC State (9/19) ... Received his third varsity letter.

### 2019 (Redshirt Sophomore)

Played in 10 games, making nine starts ... Totaled career-high seven tackles at Boston College (9/28), an effort that earned him a spot on the Pro Football Focus ACC Team of the Week ... Started each of the final nine games of the year ... Recorded a tackle for loss in all five games played in November ... Posted a season-high 2.0 tackles for loss vs. Louisville (10/12) ... Collected a half sack in a win over Duke (11/23) ... On the field for 431 plays with a season-high of 81 vs. Michigan State in the New Era Pinstripe Bowl (12/27) ... Awarded second varsity letter.

### 2018 (Redshirt Freshman)

Saw his first collegiate action at Tulane (8/30) and had one tackle ... Suffered an injury against Syracuse (11/3) in his first career start and missed the remainder of the season ... Finished the season with 11 tackles and a sack ... Picked up his first career sack vs. the Orange.

### 2017 (True Freshman)

Redshirted.

### High School

Team captain ... Consensus three-star recruit ... Ranked by ESPN as the No. 70 defensive tackle in the nation ... Ranked the No. 12 defensive tackle in Florida by Scout ... Won the Lou Groza Award as Palm Beach County's Player of the Year

in 2016 ... Named the All-Area Defensive Player of the Year by the Palm Beach Post ... Member of CBS MaxPreps Small Schools All-American Football Team ... Made 38 total tackles and 19 tackles for loss with four sacks and two forced fumbles ... Helped Oxbridge Academy to a 10-2 record and the state 3-A semifinals ... Three-year letterman for Coach Brendan Kent.

## Personal

Son of Tyeisha Rousseau ... Stepfather is Hydn Rousseau and father is Rodney Williams ... Born Aug. 11, 1999.

## WILLIAMS' CAREER DEFENSIVE STATS

	G-GS	S-A-Tot	TFL-Yds	Sk-Yds	Int-Yds	PBU	FF-FR
2018	9-1	6-5-11	1.5-7	1.0-6	0-0	0	0-0
2019	10-9	15-9-24	6.5-31	0.5-1	0-0	0	1-0
2020	3-3	0-2-2	--	--	--	--	--
<b>Total</b>	<b>22-13</b>	<b>21-16-37</b>	<b>8.0-38</b>	<b>1.5-7</b>	<b>0-0</b>	<b>0</b>	<b>1-0</b>

## WILLIAMS' 2018 GAME-BY-GAME STATS

Date	Opp.	S-A-Tot	TFL-Yds	Sk-Yds	Int-Yds	PBU	FF-FR
8/30	Tulane	0-1-1	0-0	0-0	0-0	0	0-0
9/8	Towson	0-1-1	0-0	0-0	0-0	0	0-0
9/13	BC	0-0-0	0-0	0-0	0-0	0	0-0

## WILLIAMS' 2019 GAME-BY-GAME STATS

Date	Opp.	S-A-Tot	TFL-Yds	Sk-Yds	Int-Yds	PBU	FF-FR
9/21	Elon	1-0-1	0-0	0-0	0-0	0	0-0
9/28	BC	2-5-7	0.5-1	0-0	0-0	0	0-0
10/12	Lou	2-0-2	2.0-5	0-0	0-0	0	0-0
10/19	FSU	3-0-3	0-0	0-0	0-0	0	0-0
11/2	NCST	1-0-1	1.0-1	0-0	0-0	0	0-0
11/9	VT	2-1-3	0.5-1	0-0	0-0	0	0-0
11/16	Clem	1-0-1	1.0-4	0-0	0-0	0	0-0
11/23	Duke	0-1-1	0.5-1	0.5-1	0-0	0	0-0
11/30	Syr	2-0-2	1.0-18	0-0	0-0	0	1-0
12/27	MSU	1-2-3	0-0	0-0	0-0	0	0-0
<b>Total</b>	<b>10-9</b>	<b>15-9-24</b>	<b>6.5-31</b>	<b>0.5-1</b>	<b>0-0</b>	<b>0</b>	<b>1-0</b>

## WILLIAMS' 2020 GAME-BY-GAME STATS

Date	Opp.	S-A-Tot	TFL-Yds	Sk-Yds	Int-Yds	PBU	FF-FR
9/12	Clem	--	--	--	--	--	--
9/19	NCST	0-2-2	0-0	0-0	0-0	0	0-0
10/2	Camp	--	--	--	--	--	--
10/17	UVA	--	--	--	--	--	--
10/24	VT	--	--	--	--	--	--
<b>Total</b>	<b>3-3</b>	<b>0-2-2</b>	<b>0-0</b>	<b>0-0</b>	<b>0-0</b>	<b>0</b>	<b>0-0</b>

## #11 MILES FOX

6-1, 297, Gr., Lawrenceville, Ga.

### 2021 (Graduate)

Earned preseason second-team All-ACC status from Athlon Sports and Lindy's Sports.

### 2020 (Graduate)

Finished the season with 24 tackles, including a team high 10.5 tackles for loss and 3.5 sacks ... Named First Team All-ACC by the Associated Press while also garnering third-team honors from Phil Steele and the ACC ... Nominated for ACC Comeback Player of the Year ... Totaled four tackles with two TFLs and one sack vs. UNC (11/14) ... Sacked Trevor Lawrence in season opener against No. 1 Clemson (9/12) ... Earned fourth varsity letter.

### 2019 (Graduate)

Grad transfer suffered a torn Achilles during spring practice in 2019 and missed the season.

### Prior to Wake Forest

A graduate transfer from Old Dominion ... Played in four games in 2018 before redshirting the remainder of the season ... Collected seven tackles, a pass break-up and a QB hurry ... Earned honorable mention All-Conference USA in 2017 ... Started all 12 games and led all defensive linemen with 57 tackles ... Collected 5.5 sacks and nine tackles for loss.

## High School

Played for Coach Kevin Reach at Collins Hill High School where he served as a two-year team captain ... Collected 80 tackles and eight sacks as a senior while earning first team all-county and all-region honors.

## Personal

Son of George and Cheryl Fox ... His seventh grade teacher was Peyton Woulard's mother ... Born January 23, 1997.

## FOX'S CAREER DEFENSIVE STATS

	G-GS	S-A-Tot	TFL-Yds	Sk-Yds	Int-Yds	PBU	FF-FR
2020	9-3	17-7-24	10.5-35	3.5-23	0-0	1	0-1
<b>Total</b>	<b>9-3</b>	<b>17-7-24</b>	<b>10.5-35</b>	<b>3.5-23</b>	<b>0-0</b>	<b>1</b>	<b>0-1</b>

## FOX'S 2020 GAME-BY-GAME STATS

Date	Opp.	S-A-Tot	TFL-Yds	Sk-Yds	Int-Yds	PBU	FF-FR
9/12	Clem	2-0-2	1.0-6	1.0-6	0-0	0	0-0
9/19	NCST	0-4-4	1.5-1	--	0-0	0	0-0
10/2	Camp	1-0-1	--	--	--	--	--
10/17	UVA	2-1-3	--	--	--	--	--
10/24	VT	1-1-2	0.5-3	0.5-3	--	--	--
10/31	Syr	1-0-1	1.0-2	--	--	--	0-1
11/14	UNC	4-0-4	2.0-8	1.0-7	--	--	--
12/12	Lou	6-0-6	4.0-14	1.0-7	--	--	--
<b>Total</b>	<b>9-3</b>	<b>17-7-24</b>	<b>10.5-35</b>	<b>3.5-23</b>	<b>0-0</b>	<b>1</b>	<b>0-1</b>

## #30 JASHEEN DAVIS

6-2, 253, Fr., Snellville, Ga.

### 2020 (Freshman)

Played in two games as a true freshman ... Racked up three tackles against Campbell (10/2).

## High School

Rated a 4-star defensive end by 247Sports and the No. 13 WDE in the nation ... No. 28 prospect in Georgia by 247Sports ... 2019: Team captain ... Defensive Player of the Year in Georgia Region 8-7A ... Named first team all-county, first team all-region as a senior and was twice named Gwinnett County Player of the Week ... Played for Coach Santino Iruelli ... Finished the year with 86 tackles, 11 sacks and a pair of touchdowns ... One of the touchdowns was a fumble recovery in the end zone against Wheeler ... Recorded 12 tackles, three sacks and a fumble recovery for a touchdown in a win over Lithonia ... Named defensive player of the game against Grayson on Oct. 10 with nine tackles and a forced fumble ... Collected 159 career tackles ... 2018: Had 63 tackles and six sacks with one touchdown ... played in the Rising Seniors Bowl ... Second team All-Gwinnett County ... 2017: Had 43 tackles as a sophomore.

## Personal

Nephew of Rolene and Larry Armour ... Born Dec. 18, 2001 ... Member of the A/B Honor Roll ... Goes by J.D.

## DAVIS' CAREER DEFENSIVE STATS

	G-GS	S-A-Tot	TFL-Yds	Sk-Yds	Int-Yds	PBU	FF-FR
2020	2-0	2-1-3	0-0	0-0	0-0	0	0-0

## DAVIS' 2020 GAME-BY-GAME STATS

Date	Opp.	S-A-Tot	TFL-Yds	Sk-Yds	Int-Yds	PBU	FF-FR
10/2	Campbell	2-1-3	0-0	0-0	0-0	0	0-0
12/12	Lou	0-0-0	0-0	0-0	0-0	0	0-0
<b>Total</b>	<b>2-0</b>	<b>2-1-3</b>	<b>0-0</b>	<b>0-0</b>	<b>0-0</b>	<b>0</b>	<b>0-0</b>

## #39 ROYCE FRANCIS

6-3, 260, R-So., Acworth, Ga.

### 2020 (Redshirt Sophomore)

Made nine appearances in 2020 ... Credited with four tackles, including three solo ... Earned second career varsity letter.

### 2019 (Redshirt Freshman)

Played in 12 games and was on the field for 167 snaps ... Made his first career start at Rice and played 20 snaps ... Tallied a season-high 30 snaps vs. NC State (11/2) ... To-

# WAKE FOREST FOOTBALL

taled a season-high five stops vs. Rice (9/6) ... Added four tackles vs. Elon (9/21) ... Received his first varsity letter.

### 2018 (True Freshman)

Redshirted.

### High School

Team captain ... Consensus three-star athlete ... Rated the No. 81 prospect in the state by ESPN and the No. 62 strong defensive end nationally by 247 ... Played for Coach Gary Varner ... Two-time all-region and All-Cobb County selection ... Closed his career with 184 career tackles, 18 sacks and five forced fumbles ... Is the Buccaneers' career sack leader ... First Team all-state Class 6-A as a senior ... Named the Region 6-6A Defensive Player of the Year ... Named all-state ... Helped the club to a 9-4 record and the quarterfinal round of the state playoffs ... Blocked two field goals in a game as a senior ... Member of the Marietta Daily Journal's Dynamite Dozen ... Had 8.5 sacks as a junior to go with 80 tackles, and seven tackles for loss as Allatoona won the Region 6-5A championship during junior season ... Helped Allatoona to the 5A state championship as a sophomore.

### Personal

Son of Maleyne and Rico Francis ... Born Mary 26, 2000 ... Father played football at Vanderbilt ... Brother, Carter, plays football at Gardner-Webb.

### FRANCIS' CAREER DEFENSIVE STATS

	G-GS	S-A-Tot	TFL-Yds	Sk-Yds	Int-Yds	PBU	FF-FR
2019	11-0	3-9-12	1.5-2	0.0-0	0-0	0	0-0
2020	<b>9-0</b>	<b>3-1-4</b>	<b>0-0</b>	<b>0-0</b>	<b>0-0</b>	<b>0</b>	<b>0-0</b>
<b>Total</b>	<b>20-0</b>	<b>6-10-16</b>	<b>1.5-2</b>	<b>0.0-0</b>	<b>0-0</b>	<b>0</b>	<b>0-0</b>

### FRANCIS' 2019 GAME-BY-GAME STATS

Date	Opp.	S-A-Tot	TFL-Yds	Sk-Yds	Int-Yds	PBU	FF-FR
8/30	USU	0-0-0	0-0	0-0	0-0	0	0-0
9/6	Rice	0-5-5	0-0	0-0	0-0	0	0-0
9/13	UNC	0-1-1	0-0	0-0	0-0	0	0-0
9/21	Elon	2-2-4	1.5-2	0-0	0-0	0	0-0
9/28	BC	0-0-0	0-0	0-0	0-0	0	0-0
10/12	Lou	1-1-2	0-0	0-0	0-0	0	0-0
10/19	FSU	0-0-0	0-0	0-0	0-0	0	0-0
11/2	NCST	1-0-1	0-0	0-0	0-0	0	0-0
11/9	VT	0-0-0	0-0	0-0	0-0	0	0-0
11/16	Clem	0-1-1	0-0	0-0	0-0	0	0-0
11/30	Syr	0-0-0	0-0	0-0	0-0	0	0-0
12/27	MSU	0-0-0	0-0	0-0	0-0	0	0-0
<b>Total</b>	<b>12-0</b>	<b>3-9-12</b>	<b>1.5-2</b>	<b>0-0</b>	<b>0-0</b>	<b>0</b>	<b>0-0</b>

### FRANCIS' 2020 GAME-BY-GAME STATS

Date	Opp.	S-A-Tot	TFL-Yds	Sk-Yds	Int-Yds	PBU	FF-FR
9/12	Clem	--	--	--	--	--	--
9/19	NCST	1-1-2	--	--	--	--	--
10/2	Camp	--	--	--	--	--	--
10/17	UVA	--	--	--	--	--	--
10/24	VT	--	--	--	--	--	--
10/31	Syracuse	--	--	--	--	--	--
11/14	UNC	--	--	--	--	--	--
12/12	Lou	--	--	--	--	--	--
12/30	Wisc	2-0-2	--	--	--	--	--
<b>Total</b>	<b>9-0</b>	<b>3-1-4</b>	<b>0-0</b>	<b>0-0</b>	<b>0-0</b>	<b>0</b>	<b>0-0</b>

### #40 RONDELL BOTHROYD

6-4, 258, R-So., Manchester, Conn.

2020 (Redshirt Sophomore)

Played in six games, making four starts ... Finished the season with 11 tackles, with one tackle for loss ... Secured a season-high four tackles against Virginia Tech (10/24) and Louisville (12/12) ... Had two tackles and a QB Hurry in the Duke's Mayo Bowl vs Wisconsin (12/30) ... Was a letterwinner for the second time in his career.

### 2019 (Redshirt Freshman)

Made six starts as a redshirt freshman while appearing in 12 games ... Finished with 31 tackles, 11th on the team, including four tackles for loss and 1.5 sacks ... Made his first start vs. Utah State (8/30) and started the first six games of the season ... Totaled a season-best six tackles

and a half sack vs. UNC (9/13) ... Recorded a sack against Clemson (11/16) ... Tallied five stops each against Boston College (9/28) and Louisville (10/12) ... Second on the team with six quarterback hurries including a pair against Florida State (10/19) ... On the field for 467 snaps including 57 plays against Utah State (8/30) ... Received his first varsity letter.

### 2018 (True Freshman)

Played in four games and retained his redshirt status ... Recorded his first career sack against Syracuse (11/3) ... Also saw action against Louisville (10/27), Pittsburgh (11/17) and Duke (11/24).

### High School

Two-year team captain for Coach James Kelly at E.O. Smith High ... A three-year starter at defensive end ... Consensus three-star athlete who was rated as the fourth-best prospect in Connecticut ... Compiled 24.5 sacks and 10 forced fumbles during his prep career ... First Team all-state selection as a senior ... Made 45 tackles, 12.5 sacks and had an interception ... Also played on offense where he recorded 15 catches for 215 yards and four touchdowns ... Named Athlete of the Week by The Chronicle ... First Team All-Conference Division II ... Had 66 tackles, 15 tackles for loss, and 13 sacks, an average of 7.3 tackles and 1.3 sacks per game as a junior ... Forced five fumbles and recovered two, returning one for a touchdown ... Named First Team all-state by the New Haven Register ... CHSCA All-State in Class L and First Team All-Central Connecticut Conference ... As a sophomore was named to the First Team All-Division II East team ... Also played basketball.

### Personal

Son of Ashley Bothroyd ... Born Jan. 8, 2000 ... Received High Academic Honors.

### BOTHROYD'S CAREER DEFENSIVE STATS

	G-GS	S-A-Tot	TFL-Yds	Sk-Yds	Int-Yds	PBU	FF-FR
2018	4	1-0-1	1-6	1-6	0-0	0	0-0
2019	12-6	15-17-31	5.0-19	2.5-13	0-0	0	0-1
2020	6-4	2-9-11	1-4	--	--	--	--
<b>Total</b>	<b>18-10</b>	<b>17-26-43</b>	<b>5.5-23</b>	<b>3.5-19</b>	<b>0-0</b>	<b>0</b>	<b>0-1</b>

### BOTHROYD'S 2019 GAME-BY-GAME STATS

Date	Opp.	S-A-Tot	TFL-Yds	Sk-Yds	Int-Yds	PBU	FF-FR
8/30	USU	1-1-2	0-0	0-0	0-0	0	0-0
9/6	Rice	0-0-0	0-0	0-0	0-0	0	0-1
9/13	UNC	3-3-6	0.5-2	0.5-2	0-0	0	0-0
9/21	Elon	1-2-3	1.0-2	0-0	0-0	0	0-0
9/28	BC	3-2-5	1.0-3	0-0	0-0	0	0-0
10/12	Lou	3-2-5	0.5-1	0-0	0-0	0	0-0
10/19	FSU	1-1-2	0-0	0-0	0-0	0	0-0
11/2	NCST	1-1-2	0-0	0-0	0-0	0	0-1
11/9	VT	0-1-1	0-0	0-0	0-0	0	0-0
11/16	Clem	1-1-2	1.0-11	1.0-11	0-0	0	0-0
11/23	Duke	0-0-0	0-0	0-0	0-0	0	0-0
11/30	Syr	0-3-3	0-0	0-0	0-0	0	0-0
<b>Total</b>	<b>12-6</b>	<b>14-17-31</b>	<b>4.0-19</b>	<b>1.5-13</b>	<b>0-0</b>	<b>0</b>	<b>0-1</b>

### BOTHROYD'S 2020 GAME-BY-GAME STATS

Date	Opp.	S-A-Tot	TFL-Yds	Sk-Yds	Int-Yds	PBU	FF-FR
9/12	Clem	--	--	--	--	--	--
9/19	NCST	--	--	--	--	--	--
10/2	Camp	--	--	--	--	--	--
10/17	UVA	0-1-1	--	--	--	--	--
10/24	VT	0-4-4	0.5-4	--	--	--	--
10/31	Syr	--	--	--	--	--	--
11/14	UNC	--	--	--	--	--	--
12/12	UL	2-2-4	--	--	--	--	--
<b>Total</b>	<b>3-1</b>	<b>2-7-9</b>	<b>0.5-4</b>	<b>0-0</b>	<b>0-0</b>	<b>0</b>	<b>0-0</b>

### #44 JUSTIN WILLIAMS

6-2, 277, R-Fr., Seffner, Fla.

### 2020 (Redshirt Freshman)

Appeared in three games, recording a pair of tackles ... Earned his first varsity letter.

### 2019 (True Freshman)

Played in one game, seeing eight snaps in the New Era Pin-stripe Bowl against Michigan State ... Maintained his redshirt status.

### High School

A three-star defensive end by 247 and ESPN ... Had 33 tackles, seven sacks, four forced fumbles and eight quarterback hurries in 14 games as a senior ... Reached the state title game in 2018 ... Had a pair of sacks in a win over Durant ... Caught a four-yard touchdown pass in a state semifinal win over Crestview ... Led a defense that held its first four playoff opponents to a total of 35 points ... Played for Coach Evan Davis ... Helped the Hawks to the state title game in 2017 as well.

### Personal

Son of Dawanna Hayes and Moses Cody ... Born January 15, 2001.

### WILLIAMS' CAREER DEFENSIVE STATS

	G-GS	S-A-Tot	TFL-Yds	Sk-Yds	Int-Yds	PBU	FF-FR
2019	1-0	0-0-0	0-0	0-0	0-0	0	0-0
<b>Total</b>	<b>1-0</b>	<b>0-0-0</b>	<b>0-0</b>	<b>0-0</b>	<b>0-0</b>	<b>0</b>	<b>0-0</b>

### WILLIAMS' 2019 DEFENSIVE STATS

Date	Opp.	S-A-Tot	TFL-Yds	Sk-Yds	Int-Yds	PBU	FF-FR
12/27	MSU	0-0-0	0-0	0-0	0-0	0	0-0
<b>Total</b>	<b>1-0</b>	<b>0-0-0</b>	<b>0-0</b>	<b>0-0</b>	<b>0-0</b>	<b>0</b>	<b>0-0</b>

### #95 DION BERGAN

6-1, 294, Jr., Kissimmee, Fla.

### 2020 (Junior)

Appeared in Duke's Mayo Bowl against Wisconsin (12/30) ... Earned his third varsity letter.

### 2019 (Sophomore)

Played in all 13 games with four starts ... Made his first college start against Utah State in the season-opener (8/30) ... Finished with 20 tackles, 3.5 tackles for loss and 1.5 sacks ... Season-high three stops against North Carolina (9/13) ... Was on the field for 467 snaps including a season-high 72 in the New Era Pinstripe Bowl vs. Michigan State (12/27) ... Earned his second varsity letter.

### 2018 (Freshman)

Made his college debut in the season-opener at Tulane (8/30) ... Played in all 13 games and had 222 snaps while registering five tackles on the season ... Had tackles for loss against NC State (11/8) and Memphis (12/22) in the Birmingham Bowl ... Played a season-high 36 snaps against Rice (9/29).

### High School

Team captain ... A consensus three-star recruit by 247 and ESPN, rated the 81st defensive end in the nation ... Played for Coach Doug Nichols ... As a senior was named all-district First Team on defense ... Selected to the all-county team by the Osceola News-Gazette ... Played in 11 games and recorded 41 tackles, 13 sacks, eight tackles for loss and a fumble recovery ... Had five tackles for loss in a shutout win over Gateway ... Helped lead the Kowboys to the 7-8A district championship ... Led Osceola to an undefeated regular season with 31 tackles and three tackles for loss as a junior ... Also competed in wrestling and track.

### Personal

Son of Julissa Diaz and Dion Bergan ... Member of the Honor Roll ... Born July 10, 2000 ... Has a brother, Alex, who plays football at Marist.

### BERGAN'S CAREER DEFENSIVE STATS

	G-GS	S-A-Tot	TFL-Yds	Sk-Yds	Int-Yds	PBU	FF-FR
2018	13-0	2-3-5	1.5-4	0-0	0-0	0	0-0
2019	13-4	8-10-18	3.5-11	1.5-7	0-0	0	0-0
2020	9-2	3-7-10	3.5-16	1.0-6	0-0	0	0-0
<b>Total</b>	<b>35-6</b>	<b>13-20-33</b>	<b>8.5-31</b>	<b>2.5-13</b>	<b>0-0</b>	<b>0</b>	<b>0-0</b>

## BERGAN'S 2018 GAME-BY-GAME STATS

Date	Opp.	S-A-Tot	TFL-Yds	Sk-Yds	Int-Yds	PBU	FF-FR
8/30	Tulane	0-0-0	0-0	0-0	0-0	0	0-0
9/8	Towson	0-0-0	0-0	0-0	0-0	0	0-0
9/13	BC	0-1-1	0-0	0-0	0-0	0	0-0
9/22	ND	0-0-0	0-0	0-0	0-0	0	0-0
9/29	Rice	0-1-1	0-0	0-0	0-0	0	0-0
10/6	Clem	0-0-0	0-0	0-0	0-0	0	0-0
10/20	FSU	0-0-0	0-0	0-0	0-0	0	0-0
10/27	Lou	0-0-0	0-0	0-0	0-0	0	0-0
11/3	Syr	0-0-0	0-0	0-0	0-0	0	0-0
11/8	NCST	0-1-1	0-0	0-0	0-0	0	0-0
11/17	Pitt	0-0-0	0-0	0-0	0-0	0	0-0
11/24	Duke	1-0-1	0-0	0-0	0-0	0	0-0
12/22	Mem	1-0-1	0-0	0-0	0-0	0	0-0
<b>Total</b>	<b>13-0</b>	<b>2-3-5</b>	<b>0-0</b>	<b>0-0</b>	<b>0-0</b>	<b>0</b>	<b>1-0</b>

## BERGAN'S 2019 GAME-BY-GAME STATS

Date	Opp.	S-A-Tot	TFL-Yds	Sk-Yds	Int-Yds	PBU	FF-FR
8/30	USU	1-0-1	0-0	0-0	0-0	0	0-0
9/6	Rice	0-0-0	0-0	0-0	0-0	0	0-0
9/13	UNC	1-2-3	0-0	0-0	0-0	0	0-0
9/21	Elon	1-0-1	0-0	0-0	0-0	0	0-0
9/28	BC	1-1-2	0-0	0-0	0-0	0	0-0
10/12	Lou	0-0-0	0-0	0-0	0-0	0	0-0
10/19	FSU	1-1-2	1.0-3	0-0	0-0	0	0-0
11/2	NCST	0-2-2	0.5-1	0-0	0-0	0	0-0
11/9	VT	0-1-1	0.5-3	0.5-3	0-0	0	0-0
11/16	Clem	1-1-2	1.5-4	1-4	0-0	0	0-0
11/23	Duke	0-1-1	0-0	0-0	0-0	0	0-0
11/30	Syr	0-1-1	0-0	0-0	0-0	0	0-0
12/27	MSU	2-0-2	0-0	0-0	0-0	0	0-0
<b>Total</b>	<b>13-4</b>	<b>8-10-18</b>	<b>3.5-11</b>	<b>1.5-7</b>	<b>0-0</b>	<b>0</b>	<b>0-0</b>

## BERGAN'S 2020 GAME-BY-GAME STATS

Date	Opp.	S-A-Tot	TFL-Yds	Sk-Yds	Int-Yds	PBU	FF-FR
9/12	Clem	1-0-1	0-0	0-0	0-0	0	0-0
9/19	NCST	1-0-1	1.0-4	0-0	0-0	0	0-0
10/2	Camp	0-2-2	1.0-3	--	--	--	--
10/17	UVA	--	--	--	--	--	--
10/24	VT	0-2-2	0.5-3	--	--	--	--
10/31	Syr	--	--	--	--	--	--
11/14	UNC	1-1-2	1.0-6	1.0-6	--	--	--
12/12	UL	0-2-2	--	--	--	--	--
12/31	Wis	0-0-0	0-0	0-0	0-0	0	0-0
<b>Total</b>	<b>9-2</b>	<b>3-7-10</b>	<b>3.5-16</b>	<b>1.0-6</b>	<b>0-0</b>	<b>0</b>	<b>0-0</b>

## LINEBACKERS

## #5 RYAN SMENDA JR.

6-2, 237, Jr., Orange Park, Fla.

## 2020 (Junior)

Appeared in all nine games, starting seven contests ... Finished the season third on team with 52 total tackles, including five tackles for a loss ... Led defense with 16 tackles in Duke's Mayo Bowl vs. Wisconsin (12/30), including 2.5 tackles for loss ... Notched eight total tackles and a QB Hit vs UNC (11/14) ... Tallied five solo tackles including two TFLs and one sack vs Syracuse (10/31) ... Picked up seven total tackles vs Virginia (10/17) ... Named to the Phil Steele Preseason All-ACC Second Team ... Earned his third varsity letter.

## 2019 (Sophomore)

Started all 13 games at inside linebacker as a sophomore ... Led the team in tackles with 81 ... Finished second on the team with 7.0 tackles for loss ... Finished 25th in the ACC in tackles per game at 6.2 ... Tallied a pair of double-digit tackle games with 10 at Virginia Tech (11/9) and a career-high 11 vs. Duke (11/23) ... Team tackle leader vs. the Blue Devils ... Grabbed an interception and three-yard return vs. Michigan State in the PinStripe Bowl ... Notched six tackles and a tackle for loss vs. UNC (9/13) ... First career start came against Utah State (8/30) as he recorded seven tackles and a quarterback hurry ... On the field for 881 plays with a season-high of 91 against Florida State (10/19).

## 2018 (Freshman)

Played in eight games as a true freshman ... Saw action in his first collegiate game at Tulane (8/30) and recorded two tackles ... Saw considerable action on special teams ... Season-best 69 snaps vs. NC State (11/8) ... Made his first career fumble recovery vs Notre Dame (9/22) and returned it 17 yards ... Had three special teams tackles on the year ... Finished first campaign with 22 total tackles, 2.5 tackles for loss and one sack ... Recorded the sack against Towson (9/8) ... Season-high five tackles against Towson and NC State (11/8).

## High School

Two-year team captain ... A consensus three-star athlete by Rivals, 247Sports and ESPN ... Rated the No. 37 inside linebacker in the nation by 247 ... Played for Coach Damenyum Sprints ... No. 18 on the Times-Union's Super 11 ... Three-year varsity starter ... As a senior was named the Florida Times-Union Defensive Player of the Year and the Clay Today Defensive Player of the Year ... Named the FACA District 6 Class 7-A Player of the Year ... Had 175 tackles, 21 tackles for loss, three blocked punts, four blocked field goals and one interception as a senior ... Led the area in tackles ... Had 23 tackles during a regular season game against Bartram Trail ... Considered the centerpiece of the best defense in Northeast Florida ... Had a 56-yard score vs Edgewater ... First team All-Clay County as a linebacker and punter ... Had 14 tackles and a rushing touchdown in a win over Middleburg ... Against Sandalwood, recorded 13 tackles, three tackles for loss, blocked a punt that he returned for a TD, blocked an extra point, recovered a fumble and scored on a 51-yard run from scrimmage ... Third team all-state class 7A as a junior... Collected 78 tackles, 15 tackles for loss, two sacks, six quarterback hurries, one interception and averaged 40 yards per punt on 43 punts ... Second team all-state as an all-purpose player by Florida HS Football ... Helped the wrestling team finish second in the 3A state tournament after winning area, district and region championships in 2016 ... Won the state wrestling championship at 220 pounds as a senior ... Three-time state medalist in wrestling ... Wrestled at 195 pounds, as a junior, posting a record of 49-7 and finishing fifth in state ... Three-time district champion and two-time region champion in wrestling.

## Personal

Son of Ryan and LaToya Smenda ... Both parents are retired from the U.S. Navy ... Born Jan. 28, 2000 ... Member of the honor roll all four years of high school ... Older brother Austin plays defensive end at South Dakota State.

## SMENDA'S CAREER DEFENSIVE STATS

	G-GS	S-A-Tot	TFL-Yds	Sk-Yds	Int-Yds	PBU	FF-FR
2018	8-0	11-11-22	2.5-10	1.0-6	0-0	0	0-1
2019	13-13	38-43-81	6.5-25	2.5-17	1-3	3	0-1
2020	9-9	26-26-52	5.0-23	1.0-8	0-0	0	1-0
<b>Career</b>	<b>29-21</b>	<b>69-70-139</b>	<b>11.5-46</b>	<b>4.5-31</b>	<b>1-3</b>	<b>3</b>	<b>1-2</b>

## SMENDA'S 2018 GAME-BY-GAME STATS

Date	Opp.	S-A-Tot	TFL-Yds	Sk-Yds	Int-Yds	PBU	FF-FR
8/30	Tulane	1-1-2	0-0	0-0	0-0	0	0-0
9/8	Towson	2-3-5	1.0-6	1.0-6	0-0	0	0-0
9/13	BC	0-2-2	0.5-2	0-0	0-0	0	0-0
9/22	ND	2-1-3	0-0	0-0	0-0	0	0-1
11/3	Syr	2-1-3	0-0	0-0	0-0	0	0-0
11/8	NCST	2-3-5	1.0-2	0-0	0-0	0	0-0
12/22	Mem	2-0-2	0-0	0-0	0-0	0	0-0
<b>Total</b>	<b>8-0</b>	<b>11-11-22</b>	<b>2.5-10</b>	<b>1.0-6</b>	<b>0-0</b>	<b>0</b>	<b>0-1</b>

## SMENDA'S 2019 GAME-BY-GAME STATS

Date	Opp.	S-A-Tot	TFL-Yds	Sk-Yds	Int-Yds	PBU	FF-FR
8/30	USU	5-2-7	0-0	0-0	0-0	0	0-0
9/6	Rice	1-6-7	0-0	0-0	0-0	0	0-0
9/13	UNC	3-3-6	1.0-2	0-0	0-0	1	0-0
9/21	Elon	0-0-0	0-0	0-0	0-0	1	0-0
9/28	BC	2-3-5	0.5-1	0-0	0-0	0	0-0
10/12	Lou	2-4-6	1.5-4	0.5-2	0-0	1	0-0
10/19	FSU	2-3-5	0-0	0-0	0-0	0	0-0
11/2	NCST	1-2-3	0.5-3	0.5-3	0-0	0	0-0
11/9	VT	3-7-10	0-0	0-0	0-0	0	0-1
11/16	Clem	3-0-3	1.0-11	1.0-11	0-0	0	0-0
11/23	Duke	7-4-11	0-0	0-0	0-0	0	0-0

11/30	Syr	4-5-9	1.0-2	0.5-1	0-0	0	0-0
12/27	MSU	5-4-9	1.0-2	0-0	1-3	0	0-0
<b>Total</b>	<b>13-13</b>	<b>38-43-81</b>	<b>6.5-25</b>	<b>2.5-17</b>	<b>1-3</b>	<b>3</b>	<b>0-1</b>

## SMENDA'S 2020 GAME-BY-GAME STATS

Date	Opp.	S-A-Tot	TFL-Yds	Sk-Yds	Int-Yds	PBU	FF-FR
9/12	Clemson	2-2-4	--	--	--	--	--
9/19	NCST	2-5-7	0.5-1	--	--	--	--
10/2	Camp	1-0-1	--	--	--	--	--
10/17	UVA	5-2-7	--	--	--	--	--
10/24	VT	0-1-1	--	--	--	--	--
10/31	Syr	5-0-5	2.0-10	1.0-8	--	--	1-0
11/14	UNC	3-5-8	--	--	--	--	--
12/12	UL	2-1-3	--	--	--	--	--
12/30	Wisc	6-10-6	2.5-12	0-0	--	--	--
<b>Total</b>	<b>9-9</b>	<b>26-26-52</b>	<b>5.0-23</b>	<b>1.0-8</b>	<b>0-0</b>	<b>0</b>	<b>1-0</b>

## #12 LUKE MASTERSON

6-2, 231, R-Sr., Naples, Fla.

## 2020 (Redshirt Senior)

Second on the team in total tackles with 18 and solo tackles with 10 through two games.

## 2019 (Redshirt Junior)

Started the first six games of the season, five at rover and one at free safety ... Suffered shoulder injury vs. Louisville forced him to miss the remainder of the season ... Recovered a fumble vs. North Carolina (9/13) that led to Wake Forest's first touchdown while adding a sack against the Tar Heels ... Collected six tackles each against Rice and Boston College (9/28) ... Logged 352 plays on the year with season-high 89 vs. Boston College (9/28) ... Awarded third varsity letter.

## 2018 (Redshirt Sophomore)

Versatile player who saw action at both safety and linebacker ... Played in 10 games and made six starts, all at linebacker ... Led the team in total snaps with 89 against Clemson (10/6) and 109 each against Louisville (10/27) and Syracuse (11/3) ... Finished seventh on the team with 52 tackles ... Missed the first three games of the season due to a preseason injury but returned and played in each of the final 10 contests ... Made his first career start vs. Florida State (10/20) at inside linebacker ... Had a season-best nine stops against Syracuse ... Had an interception and 43-yard return vs. Rice (9/29) ... Recorded a pair of QB hurries at Louisville (10/27) ... Had eight stops each against Rice (9/29) and Clemson (10/6) ... Picked up a tackle for loss at Florida State (10/20) ... Named to the All-ACC Academic team.

## 2017 (Redshirt Freshman)

Saw his playing time steadily increase throughout the season ... Played 110 snaps in the first five games and 472 over the final eight games ... Season-high 119 snaps in a win at Syracuse (11/11) with four tackles and a pair of PBUs ... Second on the team with six tackles vs. Utah State (9/16) ... Season-high nine tackles vs. NC State (11/18) ... Recorded eight tackles at Notre Dame (11/4) ... Made his college debut vs. Presbyterian (8/31) and collected a pair of tackles ... Played 582 snaps on the season ... Named to the All-ACC Academic Honor Roll.

## 2016 (True Freshman)

Redshirted.

## High School

Two-year team captain ... Second team all-state class 7A in 2015 ... Free safety and punter for Gulf Coast High who also saw action at wide receiver ... Named first team all-conference as both a junior and senior ... District 18-7A Academic Player of the Year in 2015 ... Helped Sharks to the playoffs in both 2014 and 2015 ... As a senior, recorded 45 tackles, 6 interceptions, and a remarkable 31 pass break-ups ... Had 128 interception return yards ... Finished seventh in punting in Class 7-A in 2015 ... His six interceptions in 2015 tied for the third most in the state in all classifications ... Had 77 tackles as a junior with two interceptions, two fumble recoveries and three touchdowns ... Recorded an interception in the end zone during a 2014 game that sealed Gulf Coast's bid to the state playoffs ... Played for Coach Pete

# WAKE FOREST FOOTBALL

Fominaya ... Participated in the long jump, triple jump and 200m in track.

## Personal

Son of Mark and Sarah Masterson ... Born Jan. 7, 1998 ... Three-year member of the National Honor Society ... Has four sisters, three brothers ... Graduated from high school with a 4.70 grade point average ... Economics major with a minor in communication.

## MASTERSON'S CAREER DEFENSIVE STATS

	G-GS	S-A-Tot	TFL-Yds	Sk-Yds	Int-Yds	PBU	FF-FR
2017	13-3	34-8-42	1.0-1	0-0	0-0	3	0-0
2018	10-6	34-18-52	1.0-4	0-0	1-43	3	0-0
2019	6-6	11-8-19	3.0-11	1.0-7	0-0	3	0-1
2020	4-4	12-10-22	1.0-3	0-0	0-0	0	0-0
<b>Total</b>	<b>31-17</b>	<b>91-44-133</b>	<b>6.0-19</b>	<b>1.0-7</b>	<b>1-43</b>	<b>9</b>	<b>0-1</b>

## MASTERSON'S 2017 GAME-BY-GAME STATS

Date	Opp.	S-A-Tot	TFL-Yds	Sk-Yds	Int-Yds	PBU	FF-FR
8/31	Pres	2-0-2	0-0	0-0	0-0	0	0-0
9/9	BC	1-1-2	0-0	0-0	0-0	0	0-0
9/16	USU	5-1-6	0-0	0-0	0-0	0	0-0
9/23	AppSt	0-0-0	0-0	0-0	0-0	0	0-0
9/30	FSU	1-0-1	0-0	0-0	0-0	0	0-0
10/7	Clem	2-0-2	0-0	0-0	0-0	0	0-0
10/21	GT	1-0-1	0-0	0-0	0-0	0	0-0
10/28	Lou	0-0-0	0-0	0-0	0-0	0	0-0
11/4	ND	6-2-8	0-0	0-0	0-0	1	0-0
11/11	Syr	4-0-4	0-0	0-0	0-0	2	0-0
11/18	NCST	7-2-9	0-0	0-0	0-0	0	0-0
11/25	Duke	4-1-5	1.0-1	0-0	0-0	0	0-0
12/29	TAMU	1-1-2	0-0	0-0	0-0	0	0-0
<b>Total</b>	<b>13-3</b>	<b>34-8-42</b>	<b>1.0-1</b>	<b>0-0</b>	<b>0-0</b>	<b>3</b>	<b>0-0</b>

## MASTERSON'S 2018 GAME-BY-GAME STATS

Date	Opp.	S-A-Tot	TFL-Yds	Sk-Yds	Int-Yds	PBU	FF-FR
9/22	ND	3-0-3	0-0	0-0	0-0	0	0-0
9/29	Rice	6-2-8	0-0	0-0	1-43	0	0-0
10/6	Clem	7-1-8	0-0	0-0	0-0	0	0-0
10/20	FSU	3-2-5	1.0-4	0-0	0-0	0	0-0
10/27	Lou	3-2-5	0-0	0-0	0-0	1	0-0
11/3	Syr	3-6-9	0-0	0-0	0-0	0	0-0
11/8	NCST	4-1-5	0-0	0-0	0-0	1	0-0
11/17	Pitt	0-3-3	0-0	0-0	0-0	0	0-0
11/24	Duke	4-1-5	0-0	0-0	0-0	1	0-0
12/22	Mem	1-0-1	0-0	0-0	0-0	0	0-0
<b>Total</b>	<b>10-6</b>	<b>34-18-52</b>	<b>1.0-4</b>	<b>0-0</b>	<b>1-43</b>	<b>3</b>	<b>0-0</b>

## MASTERSON'S 2019 GAME-BY-GAME STATS

Date	Opp.	S-A-Tot	TFL-Yds	Sk-Yds	Int-Yds	PBU	FF-FR
8/30	USU	2-0-2	1.0-4	0-0	0-0	2	0-0
9/6	Rice	2-4-6	0.5-0	0-0	0-0	1	0-0
9/13	UNC	2-1-3	1.0-7	1.0-7	0-0	0	0-1
9/21	Elon	2-0-2	0-0	0-0	0-0	0	0-0
9/28	BC	3-3-6	0.5-0	0-0	0-0	0	0-0
10/12	Lou	0-0-0	0-0	0-0	0-0	0	0-0
<b>Total</b>	<b>6-6</b>	<b>11-8-19</b>	<b>3.0-11</b>	<b>1.0-7</b>	<b>0-0</b>	<b>3</b>	<b>0-1</b>

## MASTERSON'S 2020 GAME-BY-GAME STATS

Date	Opp.	S-A-Tot	TFL-Yds	Sk-Yds	Int-Yds	PBU	FF-FR
9/12	Clem	7-4-11	0-0	0-0	0-0	0	0-0
9/19	NCST	3-4-7	1.0-3	0-0	0-0	0	0-0
10/2	Camp	--	--	--	--	--	--
10/17	UVA	--	--	--	--	--	--
10/24	VT	--	--	--	--	--	--
10/31	Syr	--	--	--	--	--	--
10/14	UNC	--	--	--	--	--	--
12/12	UL	2-2-4	--	--	--	--	--
<b>Total</b>	<b>4-4</b>	<b>12-10-22</b>	<b>1.0-3</b>	<b>0-0</b>	<b>0-0</b>	<b>0</b>	<b>0-0</b>

## #15 JAYLEN HUDSON

6-3, 241, R-Fr., Fayetteville, N.C.

### 2020 (Redshirt Freshman)

Registered a trio of defensive stops in eight appearances ... Talled a solo tackle in the Duke's Mayo Bowl against Wisconsin (12/30) ... Recorded first career tackle vs Virginia (10/17) ... Earned first varsity letter.

### 2019 (True Freshman)

Played in two games and retained his redshirt season ... Saw four plays against Syracuse and one against Duke (11/23) ... Special teams scout team player of the week vs NC State (11/2).

### High School

A team captain and consensus three-star athlete ... One of the top 115 linebackers nationally by ESPN and 247 ... Named first team All-Patriot 3A-4A Conference at linebacker ... Recorded 111 tackles and 22 tackles for loss as a senior to go with five sacks ... Played for Coach Jake Thomas ... Helped the Colts become the best defense in the Patriot Conference and reach the playoffs ... Also saw action on offense where he caught a touchdown pass against Westover ... Collected 61 tackles, five tackles for loss and tied for third among Cumberland County players with four interceptions while playing safety as a junior ... Helped the Colts to a 10-4 record and spot in the third round of the state 3-AA playoffs ... Member of the state runner-up as a sophomore in 2016.

### Personal

Son of Keith and Latoshia Hudson ... Born October 27, 2000 ... Son of a military veteran ... Participated in hurricane relief efforts at Cape Fear HS in the fall of 2018 in the wake of Hurricanes Florence and Michael.

## HUDSON'S CAREER DEFENSIVE STATS

	G-GS	S-A-Tot	TFL-Yds	Sk-Yds	Int-Yds	PBU	FF-FR
2019	1-0	0-0-0	0-0	0-0	0-0	0	0-0
2020	8-0	2-1-3	0-0	0-0	0-0	0	0-0
<b>Total</b>	<b>9-0</b>	<b>0-1-1</b>	<b>0-0</b>	<b>0-0</b>	<b>0-0</b>	<b>0</b>	<b>0-0</b>

## HUDSON'S 2020 GAME-BY-GAME STATS

Date	Opp.	S-A-Tot	TFL-Yds	Sk-Yds	Int-Yds	PBU	FF-FR
9/12	Clem	--	--	--	--	--	--
9/19	NCST	--	--	--	--	--	--
10/2	Camp	--	--	--	--	--	--
10/17	UVA	--	--	--	--	--	--
10/24	VT	0-1-1	--	--	--	--	--
10/31	Syr	1-0-1	--	--	--	--	--
11/14	UNC	--	--	--	--	--	--
12/12	Lou	--	--	--	--	--	--
12/30	Wis	1-0-1	--	--	--	--	--
<b>Total</b>	<b>8-0</b>	<b>2-1-3</b>	<b>--</b>	<b>--</b>	<b>--</b>	<b>--</b>	<b>--</b>

## #21 CHASE JONES

6-1, 231, So., Warren, N.J.

### 2020 (Sophomore)

Appeared in seven games ... Racked up 13 total tackles, including a 1.5 tackles for a loss ... Notched a season-high five tackles in the Duke's Mayo Bowl vs. Wisconsin ... Forced first career fumble vs. Campbell (10/2) ... Earned second varsity letter.

### 2019 (Freshman)

Played in seven games as a true freshman ... Finished the year with 24 tackles, all in the final six games of the year ... Had 23 tackles over the last five games, an average of 4.6 stops per game ... Season-best seven tackles at Virginia Tech (11/9) ... Totaled six tackles and a tackle for loss at Clemson (11/16) ... Made six stops against Michigan State in the New Era Pinstripe Bowl (12/27) ... On the field for 199 snaps with a season-best 55 vs. Clemson ... Did not play in six of the first seven games before pulling his redshirt against NC State (11/2) ... Made his debut against North Carolina (9/13) ... Earned his first varsity letter ... Led the team in tackles in each of the two 2019 preseason scrimmages.

### High School

Served as team captain at St. Peter's Prep in Jersey City ... A three-star linebacker ranked among the top 35 players in New Jersey ... Rated the No. 51 inside linebacker na-

tionally and the No. 27 player in New Jersey by 247 ... No. 25 recruit in New Jersey by ESPN and No. 33 by NJ.com ... Anchored the inside linebacker position at St. Peter's Prep for Coach Rich Hansen ... Helped the Marauders to a 7-4 finish ... Named second team All-United Red Division ... Was instrumental in beating the national No. 5 team in Bergen Catholic ... Had a critical interception during the upset ... Second team all-state and first team all-county as a junior and senior ... Lost in the state championship game to Bergen Catholic in 2017 ... As a wide receiver, had 38 catches for 537 yards and five TDs while collecting 68 tackles and one pick-six on defense ... Team finished 9-3 ... Played linebacker as a sophomore ... Also competed in track.

### Personal

Son of Walter and Jennifer Jones ... Member of the National Honor Society ... Older brother, Mitchell, attends Cornell ... Born October 26, 2000.

## JONES' CAREER DEFENSIVE STATS

	G-GS	S-A-Tot	TFL-Yds	Sk-Yds	Int-Yds	PBU	FF-FR
2019	7-0	13-11-24	1.0-4	0-0	0-0	1	0-1
2020	6-0	3-5-8	1.0-1	0-0	0-0	0	1-0
<b>Total</b>	<b>13-0</b>	<b>16-16-32</b>	<b>2.0-5</b>	<b>0-0</b>	<b>0-0</b>	<b>1</b>	<b>1-1</b>

## JONES' 2019 GAME-BY-GAME STATS

Date	Opp.	S-A-Tot	TFL-Yds	Sk-Yds	Int-Yds	PBU	FF-FR
9/13	UNC	0-0-0	0-0	0-0	0-0	0	0-0
11/2	NCST	1-0-1	0-0	0-0	0-0	1	0-0
11/9	VT	2-5-7	0-0	0-0	0-0	0	0-0
11/16	Clem	3-3-6	1.0-4	0-0	0-0	0	0-0
11/23	Duke	2-0-2	0-0	0-0	0-0	0	0-1
11/30	Syr	2-0-2	0-0	0-0	0-0	0	0-0
12/27	MSU	3-3-6	0-0	0-0	0-0	0	0-0
<b>Total</b>	<b>7-0</b>	<b>13-11-24</b>	<b>1.0-4</b>	<b>0-0</b>	<b>0-0</b>	<b>1</b>	<b>0-1</b>

## JONES' 2020 GAME-BY-GAME STATS

Date	Opp.	S-A-Tot	TFL-Yds	Sk-Yds	Int-Yds	PBU	FF-FR
9/12	Clem	0-3-3	0-0	0-0	0-0	0	0-0
9/19	NCST	1-0-1	1.0-1	0-0	0-0	0	0-0
10/2	Camp	1-0-1	--	--	--	--	1-0
10/17	UVA	--	--	--	--	--	--
10/24	VT	0-1-1	--	--	--	--	--
10/31	Syr	--	--	--	--	--	--
11/14	UNC	--	--	--	--	--	--
12/12	UL	1-1-2	--	--	--	--	--
12/30	Wis	0-5-5	0.5=1	--	--	--	--
<b>Total</b>	<b>7-0</b>	<b>3-10-13</b>	<b>1.5-2</b>	<b>0-0</b>	<b>0-0</b>	<b>0</b>	<b>1-0</b>

## #46 DJ TAYLOR

6-1, 245, R-Jr., Belvidere, Tenn.

### 2020 (Redshirt Junior)

Appeared in five games ... Talled seven tackles and 0.5 tackles for loss ... Recorded three tackles vs Clemson (9/12) ... Earned his second varsity letter.

Missed the 2019 season while rehabbing from an injury and earned a redshirt.

### 2018 (Sophomore)

Finished eighth on the team with 50 tackles ... Made his first career start vs. Tulane (8/30) and recorded six tackles with a PBU ... Returned to action vs. Pitt after missing four games with an illness ... Season-high eight tackles vs. Memphis in the Birmingham Bowl ... Collected sacks vs. Towson (9/8) and Clemson (10/6) ... Started seven games including the first six contests and the Birmingham Bowl win over Memphis ... Had a pair of QB hurries at Duke (11/24).

### 2017 (Freshman)

Made his college debut vs. Presbyterian (8/31) ... Saw action in each of the first five games including a season-best 17 snaps vs. Presbyterian ... Totaled 47 snaps as a freshman.

### High School

Team captain ... Consensus three-star rating from ESPN, 247, Rivals and Scout ... Rated the No. 63 OLB nationally by 247 ... The No. 2 OLB in Tennessee as ranked by Scout

... First Team all-state by the Tennessee Sports Writers Association in Class 1A ... Selected for the East-West All-Star Game ... Named a semifinalist for Tennessee Mr. Football ... Three-time all-region selection ... Region 4A Most Valuable Back in 2015 ... Named All-Mid-State and All-Lakeaway Area ... Rushed for 2,162 yards and 30 touchdowns on 261 carries as a senior ... Finished his career as Huntland's all-time rushing leader with 5,131 rushing yards and 70 touchdowns ... Collected 69 tackles on defense ... Four-year letterwinner for Coach Bob Robertson.

**Personal**

Full name is Dacorian Jayvon Taylor ... Son of Lynette Taylor and Calvin Ward ... Born Sept. 29, 1999 ... Communication major.

**TAYLOR'S CAREER DEFENSIVE STATS**

	G-GS	S-A-Tot	TFL-Yds	Sk-Yds	Int-Yds	PBU	FF-FR
2017	5-0	5-0-5	1.0-3	0-0	0-0	0	0-0
2018	9-7	21-29-50	5.0-21	1.5-11	0-0	3	0-0
2019			--INJ--				
2020	5-0	3-4-7	0.5-1	0-0	0-0	0	0-0
<b>Total</b>	<b>19-7-29</b>	<b>33-62</b>	<b>6.5-25</b>	<b>1.5-11</b>	<b>0-0</b>	<b>3</b>	<b>0-0</b>

**TAYLOR'S 2017 GAME-BY-GAME STATS**

Date	Opp.	S-A-Tot	TFL-Yds	Sk-Yds	Int-Yds	PBU	FF-FR
8/31	Pres	2-0-2	0-0	0-0	0-0	0	0-0
9/9	BC	1-0-1	0-0	0-0	0-0	0	0-0
9/16	USU	2-0-2	1.0-3	0-0	0-0	0	0-0
9/23	AppSt	0-0-0	0-0	0-0	0-0	2	0-0
9/30	FSU	0-0-0	0-0	0-0	0-0	0	0-0
<b>Total</b>	<b>5-0</b>	<b>5-0-5</b>	<b>1.0-3</b>	<b>0-0</b>	<b>0-0</b>	<b>0</b>	<b>0-0</b>

**TAYLOR'S 2018 GAME-BY-GAME STATS**

Date	Opp.	S-A-Tot	TFL-Yds	Sk-Yds	Int-Yds	PBU	FF-FR
8/30	Tulane	1-5-6	0-0	0-0	0-0	1	0-0
9/8	Towson	1-3-4	0.5-5	0.5-5	0-0	0	0-0
9/13	BC	1-5-6	0.5-4	0-0	0-0	0	0-0
9/22	ND	3-2-5	0-0	0-0	0-0	0	0-0
9/29	Rice	2-2-4	1.0-3	0-0	0-0	0	0-0
10/6	Clem	3-4-6	1.0-6	1.0-6	0-0	0	0-0
10/20	FSU	0-0-0	0-0	0-0	0-0	0	0-0
11/7	Pitt	1-4-5	0-0	0-0	0-0	0	0-0
11/24	Duke	5-1-6	0-0	0-0	0-0	2	0-0
12/22	Mem	6-2-8	2.0-3	0-0	0-0	0	0-0
<b>Total</b>	<b>9-7</b>	<b>21-29-50</b>	<b>5.0-21</b>	<b>1.5-11</b>	<b>0-0</b>	<b>3</b>	<b>0-0</b>

**TAYLOR'S 2020 GAME-BY-GAME STATS**

Date	Opp.	S-A-Tot	TFL-Yds	Sk-Yds	Int-Yds	PBU	FF-FR
9/12	Clem	1-2-3	--	--	--	--	--
9/19	NCST	0-0-0	--	--	--	--	--
10/2	Camp	0-1-1	--	--	--	--	--
10/17	UVA	--	--	--	--	--	--
10/24	VT	--	--	--	--	--	--
10/31	Syr	1-1-2	0.5-1	--	--	--	--
11/14	UNC	1-0-1	--	--	--	--	--
<b>Total</b>	<b>5-0</b>	<b>3-4-7</b>	<b>0.5-1</b>	<b>0-0</b>	<b>0-0</b>	<b>0</b>	<b>0-0</b>

**DEFENSIVE BACKS**

**#0 TYRIQ HARDIMON**

6-0, 194, R-Jr., Marietta, Ga.

**2020 (Redshirt Junior)**

Appeared in six games ... Produced a season-high four tackles and a pass breakup against Clemson (9/12) ... Contributed two solo tackles and pass breakup against Campbell (10/2) ... Earned his third varsity letter.

**2019 (Redshirt Sophomore)**

Played in seven games on the season with a season-high 22 snaps vs. Elon (9/21) ... Earned his second varsity letter ... Received his second varsity letter.

**2018 (Redshirt Freshman)**

Played in nine games and was on the field for 126 snaps while collecting first varsity letter ... Made his college de-

but in the season-opener at Tulane (8/30) ... Played a season-best 28 snaps vs. Towson (9/8) ... Had nine tackles on the year including a season-high four against Towson (9/8).

**2017 (True Freshman)**

Redshirted ... Named to the ACC Academic Honor Roll.

**High School**

Team captain ... Consensus three-star recruit ... Rated the No. 60 safety in the nation by Rivals ... Considered the No. 13 safety in Georgia by Scout ... Member of the Marietta Daily Journal Dynamite Dozen college prospects ... Earned First Team all-region, First Team all-county honors as a senior ... Had 50 tackles and one interception for the Trojans who went 6-5 and reached the first round of the 6-A state playoffs ... Had 60 tackles and an interception as a junior ... Four-year letterman for Coach Jep Irwin.

**Personal**

Son of Cassandra and Edmund Hardimon ... Born Oct. 23, 1998 ... Economics major.

**HARDIMON'S CAREER DEFENSIVE STATS**

	G-GS	S-A-Tot	TFL-Yds	Sk-Yds	Int-Yds	PBU	FF-FR
2018	9-0	9-0-9	0-0	0-0	0-0	0	0-0
2019	7-0	0-0-0	0-0	0-0	0-0	0	0-0
2020	6-0	4-2-6	0-0	0-0	0-0	2	0-0
<b>Total</b>	<b>20-0</b>	<b>13-2-15</b>	<b>0-0</b>	<b>0-0</b>	<b>0-0</b>	<b>2</b>	<b>0-0</b>

**HARDIMON'S 2018 GAME-BY-GAME STATS**

Date	Opp.	S-A-Tot	TFL-Yds	Sk-Yds	Int-Yds	PBU	FF-FR
8/30	Tulane	1-0-1	0-0	0-0	0-0	0	0-0
9/8	Towson	4-0-4	0-0	0-0	0-0	0	0-0
9/13	BC	1-0-1	0-0	0-0	0-0	0	0-0
9/22	ND	1-0-1	0-0	0-0	0-0	0	0-0
9/29	Rice	2-0-2	0-0	0-0	0-0	0	0-0
11/8	NCST	0-0-0	0-0	0-0	0-0	0	0-0
11/17	Pitt	0-0-0	0-0	0-0	0-0	0	0-0
11/24	Duke	0-0-0	0-0	0-0	0-0	0	0-0
12/22	Mem	0-0-0	0-0	0-0	0-0	0	0-0
<b>Total</b>	<b>9-0</b>	<b>9-0-9</b>	<b>0-0</b>	<b>0-0</b>	<b>0-0</b>	<b>0</b>	<b>0-0</b>

**HARDIMON'S 2020 GAME-BY-GAME STATS**

Date	Opp.	S-A-Tot	TFL-Yds	Sk-Yds	Int-Yds	PBU	FF-FR
9/12	Clem	2-2-4	0-0	0-0	0-0	1	0-0
9/19	NCST	--	--	--	--	--	--
10/2	Camp	2-0-2	0-0	0-0	0-0	1	0-0
10/17	UVA	--	--	--	--	--	--
10/24	VT	--	--	--	--	--	--
10/31	Syra	--	--	--	--	--	--
11/14	UNC	--	--	--	--	--	--
12/12	Lou	--	--	--	--	--	--
12/30	Wisc	--	--	--	--	--	--
<b>Total</b>	<b>6-0</b>	<b>4-2-6</b>	<b>0-0</b>	<b>0-0</b>	<b>0-0</b>	<b>2</b>	<b>0-0</b>

**#3 NASIR GREER**

6-0, 201, Jr., Stockbridge, Ga.

**2020 (Junior)**

Appeared in three games at cornerback and safety, making one start ... Tallied five tackles in start against NC State (9/19) ... Named a preseason second team All-ACC selection by Lindy's Sports...Listed as a preseason third team All-ACC choice by Athlon Sports...Placed on the preseason All-ACC third team by Phil Steele... Earned his third varsity letter ... Named a preseason second team All-ACC selection by Lindy's Sports...Listed as a preseason third team All-ACC choice by Athlon Sports.

**2019 (Sophomore)**

Played in 12 games, making 11 starts ... Earned honorable mention All-ACC at safety ... Finished third in the ACC in fumbles forced with 0.25 per game ... Named ACC Defensive Back of the Week vs. North Carolina (9/13) as he collected 10 tackles, a forced fumble and a pass break-up. His forced fumble led to Wake Forest's first touchdown in the 24-18 Deacon victory ... Named to the Pro Football Focus ACC Team of the Week after the UNC game ... Finished tied for fourth on the team with 65 tackles ... Reached double figures in tackles in three games led by a career-high 11 vs.

Florida State (10/19), leading the team in tackles against the Seminoles ... Recorded an interception against Louisville (10/12) ... Added 10 stops apiece vs. North Carolina and Boston College (9/28) ... Was 39th in the ACC in tackles per game at 5.4 ... On the field for 787 total plays and a season-best 98 against Florida State (10/19) ... Led the team with 80 snaps vs. Clemson (11/16) ... Defensive snap leader vs. Duke (11/23) with 69 ... Awarded second varsity letter.

**2018 (Freshman)**

Played in 12 games and was on the field for 487 snaps in earning first varsity letter as a freshman ... Finished 11th on the team with 41 tackles and had the most tackles of any true freshman on the team ... Played a season-high 83 snaps against Duke (11/24) ... Made his college debut in the season-opener at Tulane (8/30) ... Had a break-out game against No. 8 Notre Dame (9/22) with three tackles and a forced fumble ... Missed the Rice (9/29) game due to injury ... Career-high seven tackles vs. Clemson (10/6) ... First career interception was a 20-yard pick-six at Duke that gave the Deacons a 28-7 lead ... Recorded six tackles against Florida State (10/20) and Pittsburgh (11/17).

**High School**

Enrolled at Wake Forest in January 2018 ... Team captain in high school ... Consensus three-star athlete by Rivals and 247Sports ... Ranked the 110th-best safety in the class of 2018 ... Played for Coach Kevin Whitley ... Honorable mention all-state Class 5-A as a senior ... Had 65 tackles, four interceptions and a pair of defensive touchdowns as a senior ... Named First Team All-Region 4-5A ... Selected as the Stockbridge Defensive Player of the Week after games against Lovejoy and Eagles Landing ... Helped the Tigers to the top seed in Region 4-5A ... Stockbridge went 12-1 and undefeated in the regular season ... Named First Team All-Region 4-5A during junior year ... Second Team All-Henry County as a junior by the Henry Herald ... Had 62 tackles as a junior in helping Stockbridge to a 13-1 record ... Recorded two interceptions and six pass break-ups ... Started every game as a junior for the Tigers en route to the class 5A final four ... Ran track and competed in the 200m, 400m, 110m hurdles, 300m hurdles and triple jump.

**Personal**

Son of Drina Williams ... Born Sept. 16, 1999 ... Honor Roll student.

**GREER'S CAREER DEFENSIVE STATS**

	G-GS	S-A-Tot	TFL-Yds	Sk-Yds	Int-Yds	PBU	FF-FR
2018	12-0	25-16-41	2.0-5	0-0	1-20	2	1-0
2019	12-11	44-21-65	0-0	0-0	1-0	4	3-0
2020	3-3	3-4-7	0-0	0-0	0-0	0	1-0
<b>Total</b>	<b>27-11</b>	<b>72-41-113</b>	<b>2.0-5</b>	<b>0-0</b>	<b>2-20</b>	<b>6</b>	<b>5-0</b>

**GREER'S 2018 GAME-BY-GAME STATS**

Date	Opp.	S-A-Tot	TFL-Yds	Sk-Yds	Int-Yds	PBU	FF-FR
8/30	Tulane	0-0-0	0-0	0-0	0-0	0	0-0
9/8	Towson	3-2-5	0-0	0-0	0-0	0	0-0
9/13	BC	2-1-3	0-0	0-0	0-0	0	0-0
9/22	ND	2-1-3	0-0	0-0	0-0	0	1-0
10/6	Clem	5-2-7	0.5-1	0-0	0-0	0	0-0
10/20	FSU	5-1-6	0-0	0-0	0-0	0	0-0
10/27	Lou	1-0-1	0-0	0-0	0-0	0	0-0
11/3	Syr	1-2-3	0.5-1	0-0	0-0	1	0-0
11/8	NCST	2-2-4	0-0	0-0	0-0	0	0-0
11/17	Pitt	3-3-6	0-0	0-0	0-0	0	0-0
11/24	Duke	0-2-2	0-0	0-0	1-20	1	0-0
12/22	Mem	1-0-1	1.0-3	0-0	0-0	0	0-0
<b>Total</b>	<b>12-0</b>	<b>25-16-41</b>	<b>2.0-5</b>	<b>0-0</b>	<b>1-20</b>	<b>2</b>	<b>1-0</b>

**GREER'S 2019 GAME-BY-GAME STATS**

Date	Opp.	S-A-Tot	TFL-Yds	Sk-Yds	Int-Yds	PBU	FF-FR
8/30	USU	6-1-7	0-0	0-0	0-0	0	0-0
9/6	Rice	0-0-0	0-0	0-0	0-0	0	0-0
9/13	UNC	5-5-10	0-0	0-0	0-0	1	1-0
9/21	Elon	0-1-1	0-0	0-0	0-0	0	0-0
9/28	BC	6-4-10	0-0	0-0	0-0	0	0-0
10/12	Lou	4-1-5	0-0	0-0	1-0	0	1-0
10/19	FSU	8-3-11	0-0	0-0	0-0	0	0-0
11/2	NCST	2-2-4	0-0	0-0	0-0	2	0-0

11/9	VT	6-3-9	0-0	0-0	0-0	0	1-0
11/16	Clem	5-1-6	0-0	0-0	0-0	0	0-0
11/23	Duke	2-0-2	0-0	0-0	0-0	1	0-0
11/30	Syr	0-0-0	0-0	0-0	0-0	0	0-0
<b>Total</b>	<b>12-11</b>	<b>44-21-65</b>	<b>0-0</b>	<b>0-0</b>	<b>1-0</b>	<b>4</b>	<b>3-0</b>

### GREER'S 2020 GAME-BY-GAME STATS

Date	Opp.	S-A-Tot	TFL-Yds	Sk-Yds	Int-Yds	PBU	FF-FR
9/12	Clem	1-1-2	0-0	0-0	0-0	0	0-0
9/19	NCST	2-3-5	0-0	0-0	0-0	0	1-0
11/14	UNC	0-0	0-0	0-0	0-0	0	0
<b>Total</b>	<b>3-3</b>	<b>3-4-7</b>	<b>0-0</b>	<b>0-0</b>	<b>0-0</b>	<b>0</b>	<b>1-0</b>

### #6 JA'SIR TAYLOR

5-11, 185, Sr., Ashbury Park, N.J.

#### 2021 (Senior)

Placed on the preseason second team All-ACC by Lindy's Sports ... Earned preseason third team All-ACC status from Athlon Sports.

#### 2020 (Senior)

Finished fifth on the team in tackles with 42, adding two interceptions and six pass break-ups ... Named Third Team All-ACC by Phil Steele ... Snagged second interception of the year along with five tackles and a pass break-up vs UNC (11/14) ... Made a career-high seven tackles (six solo) vs Virginia Tech (10/24) ... Totaled five tackles vs. Campbell (10/2) ... Returned his first interception of the season at NC State (9/19) 45 yards for a touchdown, the first Demon Deacon to record a pick six since the Nov. 11, 2018 ... Earned fourth varsity letter.

#### 2019 (Junior)

Played in all 13 games as a junior ... Finished second on the team with two interceptions ... Grabbed picks in consecutive games against Duke (11/23) and Syracuse (11/30) ... Matched his career-high with five tackles against Florida State (10/19) and Michigan State (12/27) ... Added tackles for loss against Utah State (8/30) and Duke ... Played 635 snaps with a season-high 70 vs. Florida State (10/19) ... Received his third varsity letter.

#### 2018 (Sophomore)

Earned his second varsity letter by playing a prominent role in the secondary ... Played in all 13 games, starting four ... Saw a team-high 90 snaps against Towson (9/8) ... Had season-high three pass break-ups to go with four tackles in season-opener at Tulane (8/30) ... Season-best five tackles against Rice (9/29) ... Finished 16th on the team with 26 total tackles.

#### 2017 (Freshman)

Was the only true freshman to start a game in 2017 ... Started vs. Syracuse (11/11) and NC State (11/18) making him the first true freshman to start on defense for a Dave Clawson-coached Deacon team ... Had five passes defended during his first season ... Made his college debut vs. Presbyterian ... Collected two tackles ... Saw extensive action at Notre Dame (11/4) and had four tackles to go with a PBU ... First career start at Syracuse (11/11) ... Had five tackles and one PBU ... Started at CB vs. NC State (11/18) and had five tackles and a PBU ... Saw extensive action in the Belk Bowl after Amari Henderson suffered a first half injury ... On the field for 57 snaps in start vs. Syracuse ... Added 51 plays against Duke in the season finale ... Had one stop in the Belk Bowl win over Texas A&M in career-best 65 snaps.

#### High School

Rated the No. 146 athlete nationally by 247 ... Ranked No. 2 on the Super 60 Shore Conference recruits by the Burlington (NJ) Free Press ... Earned all-conference honors in 2016 ... Was the Green Dragons' top rusher as a senior with 544 yards and 11 touchdowns ... Led Brick Township to the 2013 Central Jersey Group 4 State Championship and a runner-up finish in 2016 ... Also a track standout who has run a 10.74 100 meters ... Four-year letterwinner for Rob Dahl and Len Zdanowicz.

#### Personal

Son of Aja Braxton and Johnnie Taylor ... Born Jan. 8, 1999 ... Communication major.

### TAYLOR'S CAREER DEFENSIVE STATS

	G-GS	S-A-Tot	TFL-Yds	Sk-Yds	Int-Yds	PBU	FF-FR
2017	13-2	24-3-27	0-0	0-0	0-0	5	0-0
2018	13-4	22-4-26	1-0-3	0-0	0-0	5	0-0
2019	13-0	26-4-30	2-0-7	1-0-5	2-0	2	1-0
2020	9-9	32-8-40	1-0-1	0-0	2-4-5	6	0-0
<b>Total</b>	<b>48-21</b>	<b>106-19-125</b>	<b>4-0-11</b>	<b>1-0-5</b>	<b>4-4-5</b>	<b>18</b>	<b>1-0</b>

### TAYLOR'S 2017 GAME-BY-GAME STATS

Date	Opp.	S-A-Tot	TFL-Yds	Sk-Yds	Int-Yds	PBU	FF-FR
8/31	Pres	2-0-2	0-0	0-0	0-0	0	0-0
9/9	BC	2-0-2	0-0	0-0	0-0	0	0-0
9/16	USU	1-0-1	0-0	0-0	0-0	0	0-0
9/23	AppSt	3-2-5	0-0	0-0	0-0	2	0-0
9/30	FSU	1-0-1	0-0	0-0	0-0	0	0-0
10/7	Clem	1-0-1	0-0	0-0	0-0	0	0-0
10/21	GT	0-0-0	0-0	0-0	0-0	0	0-0
10/28	Lou	0-0-0	0-0	0-0	0-0	0	0-0
11/4	ND	4-0-4	0-0	0-0	0-0	1	0-0
11/11	Syr	4-1-5	0-0	0-0	0-0	1	0-0
11/25	Duke	5-0-5	0-0	0-0	0-0	1	0-0
12/29	TAMU	1-0-1	0-0	0-0	0-0	0	0-0
<b>Total</b>	<b>13-2</b>	<b>24-3-27</b>	<b>0-0</b>	<b>0-0</b>	<b>0-0</b>	<b>5</b>	<b>0-0</b>

### TAYLOR'S 2018 GAME-BY-GAME STATS

Date	Opp.	S-A-Tot	TFL-Yds	Sk-Yds	Int-Yds	PBU	FF-FR
8/30	Tulane	3-0-3	0-0	0-0	0-0	2	0-0
9/8	Towson	3-0-3	1-0-3	0-0	0-0	1	0-0
9/13	BC	1-1-2	0-0	0-0	0-0	0	0-0
9/22	ND	1-0-1	0-0	0-0	0-0	0	0-0
9/29	Rice	3-2-5	0-0	0-0	0-0	0	0-0
10/6	Clem	0-0-0	0-0	0-0	0-0	0	0-0
10/20	FSU	3-0-3	0-0	0-0	0-0	1	0-0
10/27	Lou	1-0-1	0-0	0-0	0-0	0	0-0
11/3	Syr	2-1-3	0-0	0-0	0-0	0	0-0
11/8	NCST	1-0-1	0-0	0-0	0-0	1	0-0
11/17	Pitt	3-0-3	0-0	0-0	0-0	0	0-0
12/22	Mem	1-0-1	0-0	0-0	0-0	0	0-0
<b>Total</b>	<b>13-4</b>	<b>22-4-26</b>	<b>1-0-3</b>	<b>0-0</b>	<b>0-0</b>	<b>5</b>	<b>0-0</b>

### TAYLOR'S 2019 GAME-BY-GAME STATS

Date	Opp.	S-A-Tot	TFL-Yds	Sk-Yds	Int-Yds	PBU	FF-FR
8/30	USU	2-1-3	1-0-2	0-0	0-0	0	0-0
9/6	Rice	1-1-2	0-0	0-0	0-0	0	0-0
9/13	UNC	2-0-2	0-0	0-0	0-0	0	0-0
9/21	Elon	0-1-1	0-0	0-0	0-0	0	0-0
9/28	BC	1-0-1	0-0	0-0	0-0	0	0-0
10/12	Lou	1-0-1	0-0	0-0	0-0	0	0-0
10/19	FSU	5-0-5	0-0	0-0	0-0	0	0-0
11/2	NCST	1-0-1	0-0	0-0	0-0	1	0-0
11/9	VT	1-0-1	0-0	0-0	0-0	0	0-0
11/16	Clem	4-0-4	0-0	0-0	0-0	0	0-0
11/23	Duke	1-0-1	1-0-5	1-0-5	1-0	1	1-0
11/30	Syr	3-0-3	0-0	0-0	1-0	0	0-0
12/27	MSU	4-1-5	0-0	0-0	0-0	0	0-0
<b>Total</b>	<b>13-0</b>	<b>26-4-30</b>	<b>2-0-7</b>	<b>1-0-5</b>	<b>2-0</b>	<b>2</b>	<b>1-0</b>

### TAYLOR'S 2020 GAME-BY-GAME STATS

Date	Opp.	S-A-Tot	TFL-Yds	Sk-Yds	Int-Yds	PBU	FF-FR
9/12	Clem	5-0-5	--	--	--	--	--
9/19	NCST	2-2-4	--	--	1-4-5	--	--
10/2	Camp	4-1-5	--	--	--	--	--
10/17	UVA	4-2-6	--	--	--	3	--
10/24	VT	6-1-7	--	--	--	1	--
10/31	Syr	4-0-4	--	--	--	--	--
11/14	UNC	5-0-5	--	--	1-0	1	--
12/12	UL	2-2-4	1-0-1	--	--	--	--
12/30	Wisc	2-0-2	0-0	0-0	0-0	0	0-0
<b>Total</b>	<b>9-9</b>	<b>32-8-40</b>	<b>1-0-1</b>	<b>0-0</b>	<b>2-4-5</b>	<b>6</b>	<b>0-0</b>

### #8 ISAIAH WINGFIELD

6-0, 193, Fr., Burlington, N.J.

#### Prior to Wake Forest:

Appeared in 18 games for the Crimson...Named All-Ivy League First-Team his junior year, after tallying 40 tackles, five pass breakups, 1.5 sacks and an interception.... Contributed 28 tackles and four pass breakups as a true freshman...2020 Phil Steele Preseason All-Ivy League First Team ... Did not compete in 2020 due to season cancellation by the Ivy League.

#### High School:

Played for coach Harry Flaherty...Three year letterwinner and three-year starter at Lawrenceville...Named a team captain his senior year...Awarded the Black Lion Award and the G.W.W. Berriman Trophy during his prep career...Named First Team Defense in Mercer County in 2014 and 2016, and First Team Offense in 2015...Nominated for the National Football Foundation Scholar-Leader-Athlete Award...Lettered for four years in basketball, being named captain his senior year...His father, Edward Wingfield, played football at Morehouse College.

### #9 CHELEN GARNES

5-11, 200, So., Waldorf, Md.

#### Prior to Wake Forest:

Appeared in all 13 contests on the Navy defense.. Finished the year with 11 tackles, including half a sack and half a tackle for loss ... also intercepted 2 passes and broke up another ... Member of a defensive unit that made huge strides from 2018 to 2019 in numerous statistical categories - rushing defense (90th to 10th), passing defense (75th to 39th), total defense (86th to 16th), scoring defense (103rd to 34th), third down defense (121st to 20th), pass efficiency defense (117th to 68th), sacks (129th to 55th), tackles for a loss (129th to 53rd) ... Credited with his first career pass breakup in the Midshipmens' win over SMU ... Recorded his second interception and turned in a tackle in a win at UConn ... Primarily played special teams over the first four contests, including making his collegiate debut in the Midshipmens' season-opening victory over Holy Cross ... Pitched in a tackle against USF and also made the first interception of his career ... Part of a defensive squad that held USF to just 3 points, the fewest points by an FBS opponent since Navy defeated Army, 17-3, in 2009 ... USF was also held without a touchdown, marking the first time the Midshipmens', as a team, did not give up a touchdown since Dec. 30, 2013, when they beat Middle Tennessee in the Armed Forces Bowl, 25-6 ... Played a sensational game against Tulsa where he produced a career-best 6 tackles, including his first career sack.

#### High School

A 2018 graduate of North Point High School ... A two-sport athlete who earned letters in football (3) and track & field (3) ... Named a two-time All-County selection in football, who also served as the football team captain his junior and senior years ... Led football team to 2018 region championship victory.

#### Personal

Son of Troy and Sylvette Garnes.

### #10 KENNETH DICKS III

6-0, 203, R-So., Suwanee, Ga.

#### 2020 (Redshirt Sophomore)

Recovered a fumble against Virginia (10/17) ... Earned second varsity letter.

#### 2019 (Redshirt Freshman)

Appeared in 12 games and was on the field for 203 snaps ... Talled three special team tackles, all on kickoffs ... Recovered a fumbled kickoff return by NC State (11/2) leading to a touchdown and a 14-0 Wake Forest lead ... Recorded a pair of tackles against Elon (9/21) and Duke (11/23) ... Received his first varsity letter.

#### 2018 (True Freshman)

Maintained his redshirt while playing in four games ... Made his college debut in the season-opener at Tulane (8/30) ... Saw action on special teams primarily ... Played in each of the first three games of the season and vs. Pitt (11/17) ...

Season-high 13 snaps vs. Boston College.

## High School

Consensus three-star athlete rated the 68th-top prospect in Georgia and the No. 51 defensive end in the nation by ESPN ... Was the MVP of Nike's The Opening in Charlotte and posted the second-highest SPARQ score in the country ... Played for Coach Louis Daniel ... Three-year letterman ... Preseason Class 7A all-state selection as a senior ... Recorded 79 tackles, seven interceptions and 13 pass break-ups ... Second Team All-Region 5-7A as a defensive back ... Helped the Longhorns to the Region 5-7A championship during his junior season ... Collected 38 tackles, nine pass break-ups, and tied for team lead with five interceptions ... Had 18 kick returns for 426 yards ... Second Team All-For-syth County ... First Team Region 5-7A as a junior ... Played in the Texas vs. The World All-Star game and was named defensive MVP ... Playing offense, had 204 rushing yards on 37 carries in four games as a sophomore.

## Personal

Son of Monica and Kenneth Dicks, Jr. ... Born Sept. 27, 1998.

### DICKS' CAREER DEFENSIVE STATS

G-GS	S-A-Tot	TFL-Yds	Sk-Yds	Int-Yds	PBU	FF-FR
2018	4-0	0-0-0	0-0	0-0	0	0-0
2019	12-0	2-4-6	0-0	0-0	0	0-1
2020	5-0	4-1-5	0-0	0-0	0	1-1
<b>Total</b>	<b>21-0</b>	<b>6-5-11</b>	<b>0-0</b>	<b>0-0</b>	<b>0</b>	<b>1-2</b>

### DICKS' 2019 GAME-BY-GAME STATS

Date	Opp.	S-A-Tot	TFL-Yds	Sk-Yds	Int-Yds	PBU	FF-FR
8/30	USU	0-0-0	0-0	0-0	0-0	0	0-0
9/13	UNC	0-0-0	0-0	0-0	0-0	0	0-0
9/21	Elon	0-2-2	0-0	0-0	0-0	0	0-0
9/28	BC	0-0-0	0-0	0-0	0-0	0	0-0
10/12	Lou	0-0-0	0-0	0-0	0-0	0	0-0
10/19	FSU	0-0-0	0-0	0-0	0-0	0	0-0
11/2	NCST	0-0-0	0-0	0-0	0-0	0	0-1
11/9	VT	1-0-1	0-0	0-0	0-0	0	0-0
11/16	Clem	1-0-1	0-0	0-0	0-0	0	0-0
11/23	Duke	0-2-2	0-0	0-0	0-0	0	0-0
11/30	Syr	0-0-0	0-0	0-0	0-0	0	0-0
12/27	MSU	0-0-0	0-0	0-0	0-0	0	0-0
<b>Total</b>	<b>12-0</b>	<b>2-4-6</b>	<b>0-0</b>	<b>0-0</b>	<b>0-0</b>	<b>0</b>	<b>0-1</b>

Redshirted.

### DICKS' 2020 GAME-BY-GAME STATS

Date	Opp.	S-A-Tot	TFL-Yds	Sk-Yds	Int-Yds	PBU	FF-FR
9/12	Clem	--	--	--	--	--	--
9/19	NCST	--	--	--	--	--	--
10/2	Camp	1-0-1	--	--	--	--	--
10/17	UVA	2-0-2	--	--	--	--	0-1
10/24	VT	1-0-1	--	--	--	--	1-0
10/31	Syr	0-1-1	--	--	--	--	--
12/30	Wisc	--	--	--	--	--	--
<b>Total</b>	<b>5-0</b>	<b>4-1-5</b>	<b>0-0</b>	<b>0-0</b>	<b>0-0</b>	<b>0</b>	<b>1-1</b>

## #17 TRAVEON REDD

6-0, 201, R-Sr., Martinsville, Va.

### 2020 (Redshirt Senior)

Finished season fourth on team with 46 tackles, adding in an interception and 4.5 TFLs ... Credited with six tackles and pass break up vs UNC (11/14) ... Made six tackles including a tackle for loss resulting in a loss of seven yards vs Virginia Tech (10/24) ... Racked up nine total tackles including one TFL vs Virginia (10/17)... Grabbed his first career interception vs. Campbell (10/2)... Led the team with 10 total tackles at NC State (9/19) including 1.5 tackles for loss ... Earned fourth varsity letter.

### 2019 (Redshirt Junior)

Played in 13 games and made nine starts ... Finished ninth on the team with 48 tackles ... Started the final seven games at rover and started at strong safety vs. Elon (9/21) ... Career-high eight tackles with a sack at Rice (9/6) ... Led the team in tackles at Rice ... Added six stops with a fumble return vs. Louisville (10/12), the 35-yard fumble return

was the longest on the team in 2019 ... Recorded a sack on the second play from scrimmage vs. NC State (11/2) ... Played 826 snaps with a season-high 94 against Syracuse ... Awarded his second varsity letter.

### 2018 (Redshirt Sophomore)

Returned to action after missing 2017 due to an injury ... Played in all 13 games and was awarded his second varsity letter ... Finished the year with 18 tackles, 1.5 tackles for loss and one pass break-up ... Season-high 63 plays and five tackles against Towson (9/8).

### 2017 (True Sophomore)

Suffered an elbow injury during the preseason and took a medical redshirt season.

### 2016 (True Freshman)

Saw action in 11 games as a true freshman and made nine tackles ... Had four games with two tackles ... Played 114 snaps with a high of 16 vs. Indiana ... Earned his first varsity letter.

## High School

Team captain at Magna Vista High School in Ridgeway, Va. ... Ranked as one of the top 30 players in Virginia by Scout, 247Sports, and ESPN ... Considered a three-star athlete by Scout, Rivals, ESPN and 247Sports ... First Team 3A all-state selection in 2015 ... Piedmont District Defensive Player of the Year as a senior and named First Team all-district at wide receiver ... Ranked No. 22 on the Roanoke Times list of top 100 players in Virginia ... Helped the Warriors to back-to-back 3A state championships in 2014 and 2015 ... Magna Vista won the Group 3A Championship with a 13-1 record in 2014 ... Defeated Lord Botetourt 47-21 in 2015 in the title game ... Had 6 interceptions on the year, two for touchdowns ... Played both wide receiver and quarterback on offense and strong safety ... Led the Warriors to Piedmont District championships in 2012 and 2013 ... Collected 367 career tackles to go with 18 interceptions, 15 forced fumbles and 41 pass break-ups ... Played for Coach Joe Favero ... Also lettered in basketball.

## Personal

Son of Verlon and Tekela Redd ... Born Sept. 3, 1998 ... Member of the National Technical Honor Society ... Communication major.

### REDD'S CAREER DEFENSIVE STATS

G-GS	S-A-Tot	TFL-Yds	Sk-Yds	Int-Yds	PBU	FF-FR
2016	11-0	7-2-9	0-0	0-0	0	0-0
2017	--	--	--	--	--	--
2018	13-0	10-8-18	1.5-3	0-0	1	0-0
2019	13-9	27-21-48	4.5-12	1.5-4	0	1 0-1
2020	8-8	21-25-46	4.5-13	0-0	1	0-0
<b>Total</b>	<b>45-17</b>	<b>65-56-121</b>	<b>10.5-28</b>	<b>1.5-4</b>	<b>1-5</b>	<b>3 0-1</b>

### REDD'S 2016 GAME-BY-GAME STATS

Date	Opp.	S-A-Tot	TFL-Yds	Sk-Yds	Int-Yds	PBU	FF-FR
9/10	Duke	0-0-0	0-0	0-0	0-0	0	0-0
9/17	Delaware	2-0-2	0-0	0-0	0-0	0	0-0
9/24	Ind	1-0-1	0-0	0-0	0-0	0	0-0
10/1	NCST	0-0-0	0-0	0-0	0-0	0	0-0
10/8	Syr	1-1-2	0-0	0-0	0-0	0	0-0
10/15	FSU	0-0-0	0-0	0-0	0-0	0	0-0
10/29	Army	0-0-0	0-0	0-0	0-0	0	0-0
11/5	UVA	1-1-2	0-0	0-0	0-0	0	0-0
11/19	Clem	0-0-0	0-0	0-0	0-0	0	0-0
11/26	BC	0-0-0	0-0	0-0	0-0	0	0-0
12/27	Tem	2-0-2	0-0	0-0	0-0	0	0-0
<b>Total</b>	<b>11-0</b>	<b>7-2-9</b>	<b>0-0</b>	<b>0-0</b>	<b>0-0</b>	<b>0</b>	<b>0-0</b>

### REDD'S 2018 GAME-BY-GAME STATS

Date	Opp.	S-A-Tot	TFL-Yds	Sk-Yds	Int-Yds	PBU	FF-FR
8/30	Tulane	2-2-4	0-0	0-0	0-0	0	0-0
9/8	Towson	3-2-5	0-0	0-0	0-0	1	0-0
9/13	BC	0-0-0	0-0	0-0	0-0	0	0-0
9/22	ND	1-0-1	0-0	0-0	0-0	0	0-0

9/29	Rice	0-0-0	0-0	0-0	0-0	0	0-0
10/6	Clem	1-0-1	0-0	0-0	0-0	0	0-0
10/20	FSU	0-0-0	0-0	0-0	0-0	0	0-0
10/27	Lou	1-0-1	0-0	0-0	0-0	0	0-0
11/3	Syr	2-2-4	1.0-3	0-0	0-0	0	0-0
11/8	NCST	0-0-0	0-0	0-0	0-0	0	0-0
11/7	Pitt	0-1-1	0.5-0	0-0	0-0	0	0-0
11/24	Duke	0-1-1	0-0	0-0	0-0	0	0-0
12/22	Mem	0-0-0	0-0	0-0	0-0	0	0-0
<b>Total</b>	<b>13-0</b>	<b>10-8-18</b>	<b>1.5-3</b>	<b>0-0</b>	<b>0-0</b>	<b>1</b>	<b>0-0</b>

### REDD'S 2019 GAME-BY-GAME STATS

Date	Opp.	S-A-Tot	TFL-Yds	Sk-Yds	Int-Yds	PBU	FF-FR
8/30	USU	2-0-2	0-0	0-0	0-0	0	0-0
9/6	Rice	3-5-8	1.0-2	1.0-2	0-0	0	0-0
9/13	UNC	0-2-2	0-0	0-0	0-0	0	0-0
9/21	Elon	0-1-1	0-0	0-0	0-0	0	0-0
9/28	BC	3-1-4	0-0	0-0	0-0	0	0-0
10/12	Lou	4-2-6	1.5-4	0-0	0-0	0	0-1
10/19	FSU	3-1-4	0-0	0-0	0-0	1	0-0
11/2	NCST	1-3-4	0.5-2	0.5-2	0-0	0	0-0
11/9	VT	0-0-0	0-0	0-0	0-0	0	0-0
11/16	Clem	3-2-5	0-0	0-0	0-0	0	0-0
11/23	Duke	2-1-3	0-0	0-0	0-0	0	0-0
11/30	Syr	1-3-4	0.5-1	0-0	0-0	0	0-0
12/27	MSU	5-0-5	1.0-3	0-0	0-0	0	0-0
<b>Total</b>	<b>13-9</b>	<b>27-21-48</b>	<b>4.5-12</b>	<b>1.5-4</b>	<b>0-0</b>	<b>1</b>	<b>0-1</b>

### REDD'S 2020 GAME-BY-GAME STATS

Date	Opp.	S-A-Tot	TFL-Yds	Sk-Yds	Int-Yds	PBU	FF-FR
9/12	Clem	0-1-1	--	--	--	--	--
9/19	NCST	1-9-10	1.5-2	--	--	--	--
10/2	Camp	1-4-5	0.5-2	--	1-5	--	--
10/17	UVA	5-4-9	1.0-1	--	--	--	--
10/24	VT	4-2-6	1.0-7	--	--	--	--
10/31	Syr	4-0-4	--	--	--	--	--
10/14	UNC	2-4-6	--	--	--	1	--
12/30	Wisc	4-1-5	0.5-1	--	--	--	--
<b>Total</b>	<b>8-8</b>	<b>21-25-46</b>	<b>4.5-13</b>	<b>0-0</b>	<b>1-5</b>	<b>1</b>	<b>0-0</b>

## #18 KJ TRUJILLO

6-0, 172, Fr., Buena Park, Calif.

### Prior to Wake Forest:

Appeared in 12 games across two seasons for Colorado, making seven starts...Tallied 24 total tackles, six pass breakups, two quarterback hurries, one sack and one interception during his time with the Buffaloes...Named to the NFF/Colorado Chapter honorable mention All-Academic team in 2019

### High School:

Played his senior season for coach J.P. Presley...Had 36 tackles (two for a loss), 14 pass break-ups and one interception as a senior...Totalled 102 tackles, 20 pass breakups and six interceptions across his high school career...Consensus three-star prospect out of high school... Rated by 247Sports the No. 50 cornerback nationally and the No. 70 player in California and the No. 8 cornerback in California in the class of 2018...Son of Richard Trujillo and Tiffany Torres

## #20 COBY DAVIS

5-11, 197, R-Jr., Upper Marlboro, Md.

### 2020 (Redshirt Junior)

Appeared in final two games of the season as a redshirt junior ... Tallied four tackles at Louisville (12/12) ... Earned third varsity letter.

### 2019 (Redshirt Sophomore)

Returned to action after missing the final 12 games of the 2018 season with an injury ... Played in 11 games on the season with four starts ... Returned to the starting line-up vs. Utah State ... Tallied a career-high six tackles at Syracuse (11/30) ... Totalled 15 tackles over the final four games of the season ... Nominated for Mayo Clinic Comeback Player of the Year ... On the field for 543 snaps ... Played 75 snaps each against Syracuse (11/30) and Michigan State (12/27) ... Awarded second varsity letter.

### 2018 (Sophomore)

Tore his ACL in the season-opener at Tulane (8/30) ... Had

# WAKE FOREST FOOTBALL

one tackle vs. Tulane before his second half injury ... Missed the remainder of the season and redshirted.

## 2017 (Freshman)

Part of Wake Forest's nickel package ... Saw more playing time at safety as the year progressed ... Earned his first varsity letter ... Had a pass break-up at Syracuse (11/11) ... Had a pass break-up at Appalachian State (9/23) ... Season-best three tackles vs. NC State (11/18) and in the Belk Bowl (12/29) ... Seven of his 10 tackles on the season came in the last three games ... On the field for 336 snaps on the year including a season-high 61 at Syracuse (11/11) ... Named to the ACC Academic Honor Roll ... Earned his first varsity letter.

## High School

Team captain ... A three-star prospect by 247 ... Considered the No. 11 recruit in D.C. in 2016 ... Four-time All-Mid-Atlantic Conference selection at defensive back ... First Team All-USA Today for the District of Columbia ... Second Team All-Met pick in 2016 by the Washington Post ... Member of the Elite 100 and a finalist for Team Maryland ... Four-year letterman for coach Mike Engelberg ... Helped the Frogs win one Mid-Atlantic Conference championship and one DCSAA title (2016) ... Returned the opening kickoff 96 yards for a touchdown in the DC State Athletic Association Class A championship game ... Team finished the year 12-0 ... Had six interceptions and totaled 15 touchdowns as a two-way player in 2015 ... Also a double-digit scorer in basketball and high jumper in track.

## Personal

Son of Niki and Ross Allen ... Born Dec. 19, 1998 ... Computer science major.

## DAVIS' CAREER DEFENSIVE STATS

	G-GS	S-A-Tot	TFL-Yds	Sk-Yds	Int-Yds	PBU	FF-FR
2017	13-0	8-2-10	0-0	0-0	0-0	2	0-0
2018	1-0	0-1-1	0-0	0-0	0-0	0	0-0
2019	11-4	19-9-28	1.0-1	0-0	0-0	1	1-0
2020	2-0	4-0-4	0-0	0-0	0-0	0	0-0
<b>Total</b>	<b>27-4</b>	<b>31-12-43</b>	<b>1.0-1</b>	<b>0-0</b>	<b>0-0</b>	<b>3</b>	<b>1-0</b>

## DAVIS' 2017 GAME-BY-GAME STATS

Date	Opp.	S-A-Tot	TFL-Yds	Sk-Yds	Int-Yds	PBU	FF-FR
8/31	Pres	0-0-0	0-0	0-0	0-0	0	0-0
9/9	BC	0-0-0	0-0	0-0	0-0	0	0-0
9/16	USU	0-0-0	0-0	0-0	0-0	0	0-0
9/23	AppSt	0-0-0	0-0	0-0	0-0	1	0-0
9/30	FSU	0-0-0	0-0	0-0	0-0	0	0-0
10/7	Clem	1-0-1	0-0	0-0	0-0	0	0-0
10/21	GT	0-0-0	0-0	0-0	0-0	0	0-0
10/28	Lou	1-0-1	0-0	0-0	0-0	0	0-0
11/4	ND	1-0-1	0-0	0-0	0-0	0	0-0
11/11	Syr	0-0-0	0-0	0-0	0-0	1	0-0
11/18	NCST	3-0-3	0-0	0-0	0-0	0	0-0
11/25	Duke	1-0-1	0-0	0-0	0-0	0	0-0
12/29	TAMU	3-0-3	0-0	0-0	0-0	0	0-0
<b>Total</b>	<b>13-0</b>	<b>8-2-10</b>	<b>0-0</b>	<b>0-0</b>	<b>0-0</b>	<b>2</b>	<b>0-0</b>

## DAVIS' 2018 GAME-BY-GAME STATS

Date	Opp.	S-A-Tot	TFL-Yds	Sk-Yds	Int-Yds	PBU	FF-FR
8/30	Tulane	0-1-1	0-0	0-0	0-0	0	0-0
<b>Total</b>	<b>1-0</b>	<b>0-1-1</b>	<b>0-0</b>	<b>0-0</b>	<b>0-0</b>	<b>0</b>	<b>0-0</b>

## DAVIS' 2019 GAME-BY-GAME STATS

Date	Opp.	S-A-Tot	TFL-Yds	Sk-Yds	Int-Yds	PBU	FF-FR
8/30	USU	3-1-4	0-0	0-0	0-0	1	0-0
9/6	Rice	3-0-3	0-0	0-0	0-0	0	0-0
9/13	UNC	0-0-0	0-0	0-0	0-0	0	0-0
10/12	Lou	0-0-0	0-0	0-0	0-0	0	0-0
10/19	FSU	3-1-4	1.0-1	0-0	0-0	0	0-0
11/2	NCST	0-1-1	0-0	0-0	0-0	0	0-0
11/9	VT	0-1-1	0-0	0-0	0-0	0	0-0
11/16	Clem	4-0-4	0-0	0-0	1-0	0	0-0
11/23	Duke	2-1-3	0-0	0-0	0-0	0	1-0
11/30	Syr	3-3-6	0-0	0-0	0-0	0	0-0
12/27	MSU	1-1-2	0-0	0-0	0-0	0	1-0

**Total** 11-4 19-9-28 1.0-1 0-0 0-0 1 1-0

## DAVIS' 2020 GAME-BY-GAME STATS

Date	Opp.	S-A-Tot	TFL-Yds	Sk-Yds	Int-Yds	PBU	FF-FR
12/12	Lou	4-0-4	0-0	0-0	0-0	0	0-0
12/30	Wisc	0-0-0	0-0	0-0	0-0	0	0-0
<b>Total</b>	<b>2-0</b>	<b>4-0-4</b>	<b>0-0</b>	<b>0-0</b>	<b>0-0</b>	<b>0</b>	<b>0-0</b>

## #22 A.J. WILLIAMS

5-11, 197, R-Fr., Bamberg, S.C.

### 2020 (Redshirt Freshman)

Played in eight games, including two starts ... Registered 30 total tackles, including 2.5 tackles for loss...Notched seven total tackles and a pass break up vs UNC (11/14) ... Racked up a career-high nine tackles (six solo) vs Virginia (10/24) ... Posted his first career sack and interception against No. 1 Clemson in the season opener to go along with six defensive stops ... Earned his first varsity letter.

### 2019 (True Freshman)

Retained his redshirt status while appearing in four games at safety and on special teams ... Played 36 snaps on the season ... Saw action on special teams and at safety against Elon, playing 19 snaps ... Scout team player of the week vs. Utah State and Duke.

### High School

Team captain at Bamberg-Ehrhardt High School ... A three-star athlete by ESPN and 247 ... Rated the No. 28 player in South Carolina by ESPN ... Named the Orangeburg Times and Democrat Defensive Player of the Year in 2018 ... Played quarterback and defensive back for the Red Raiders ... Three-year starter selected to the Touchstone Energy Bowl North-South game ... Also picked for the Border Bowl game between South Carolina and Georgia All-Stars on Jan. 12 in Augusta, Ga. ... Led the Red Raiders to a 10-2 record in 2018 and Class 3A Lower State semifinals ... Played for Coach Robert Williams as a senior ... Rushed for 937 yards and 13 touchdowns while throwing for 584 yards and four scores ... Had 86 tackles, eight interceptions, two fumble recoveries and a pair of defensive touchdowns ... Named the Orangeburg Touchdown Club Defensive Player of the Week in mid-November after collecting three interceptions, two pass break-ups and a forced fumble in a playoff win over Hannah-Pamplico. ... In the same game, he rushed for 102 yards and four touchdowns ... Won the Class 2A Lower State championship in 2017 as he was named to the Orangeburg Times and Democrat All-Area team.

### Personal

Son of Donnell Akins ... Born March 28, 2001.

## WILLIAMS' CAREER DEFENSIVE STATS

	G-GS	S-A-Tot	TFL-Yds	Sk-Yds	Int-Yds	PBU	FF-FR
2019	4-0	0-1-1	0-0	0-0	0-0	0	0-0
2020	8-2	16-14-30	2.5-13	1.0-10	1-5	2	0-0
<b>Total</b>	<b>12-1</b>	<b>16-15-31</b>	<b>2.5-13</b>	<b>1.0-10</b>	<b>1-5</b>	<b>2</b>	<b>0-0</b>

## WILLIAMS' 2019 GAME-BY-GAME STATS

Date	Opp.	S-A-Tot	TFL-Yds	Sk-Yds	Int-Yds	PBU	FF-FR
9/21	Elon	0-1-1	0-0	0-0	0-0	0	0-0
11/23	Duke	0-0-0	0-0	0-0	0-0	0	0-0
11/30	Syr	0-0-0	0-0	0-0	0-0	0	0-0
12/27	MSU	0-0-0	0-0	0-0	0-0	0	0-0
<b>Total</b>	<b>4-0</b>	<b>0-1-1</b>	<b>0-0</b>	<b>0-0</b>	<b>0-0</b>	<b>0</b>	<b>0-0</b>

## WILLIAMS' 2020 GAME-BY-GAME STATS

Date	Opp.	S-A-Tot	TFL-Yds	Sk-Yds	Int-Yds	PBU	FF-FR
9/12	Clem	1-5-6	1.5-11	1.0-10	1-5	--	--
9/19	NCST	2-2-4	--	--	--	--	--
10/2	Camp	2-0-2	--	--	--	--	--
10/17	UVA	0-1-1	--	--	--	--	--
10/24	VT	6-3-9	--	--	--	2	--
10/31	Syr	0-0-0	--	--	--	--	--
10/14	UNC	4-2-6	1.0-2	--	--	--	--
12/30	Wisc	1-1-2	--	--	--	--	--
<b>Total</b>	<b>8-2</b>	<b>16-14-30</b>	<b>2.5-13</b>	<b>1-10</b>	<b>1-5</b>	<b>2</b>	<b>0-0</b>

## #24 GALVIN HOLMES

5-11, 173, Fr., Metarie, La.

### 2020 (Freshman)

Appeared in three games in first collegiate season, making one start at Syracuse (10/31) ... Picked off first career pass against the Orange, returning it 32 yards for first career touchdown ... Recorded first career tackle against Virginia (10/17) ... Earned first varsity letter.

### High School

Tallied a combined 27 pass break-ups over the past two seasons while helping his high school to an undefeated State Championship as a senior ... 2019: Helped Archbishop Rummel to a 13-0 record and state championship as a senior ... Named to the All-District team ... Recorded 25 tackles and 13 pass break-ups ... 2018: Helped the Raiders reach the state semifinals with a 9-3 record ... Notched eight interceptions, 14 pass break-ups and 21 tackles as a junior ... Played for Coach Nick Monica ... Ranked a three-star prospect and the No. 47 player in the state of Louisiana by 247Sports.

### Personal

Son of Shontrell Guzman and Graegg Holmes Sr. and has an older brother, Graegg Holmes Jr., and a younger sister, Jeanne Holmes.

## HOLMES' CAREER DEFENSIVE STATS

	G-GS	S-A-Tot	TFL-Yds	Sk-Yds	Int-Yds	PBU	FF-FR
2020	3-1	3-0-3	0.0-0	0.0-0	1-32	1	0-0
<b>Total</b>	<b>3-1</b>	<b>3-0-3</b>	<b>0.0-0</b>	<b>0.0-0</b>	<b>1-32</b>	<b>1</b>	<b>0-0</b>

## HOLMES' 2020 GAME-BY-GAME STATS

Date	Opp.	S-A-Tot	TFL-Yds	Sk-Yds	Int-Yds	PBU	FF-FR
10/17	Virginia	1-0-1	0-0	0-0	0-0	0	0-0
10/24	VaTech	--	--	--	--	--	--
10/31	Syracuse	2-0-2	0-0	0-0	1-32	1	0-0
<b>Total</b>	<b>3-1</b>	<b>3-0-3</b>	<b>0.0-0</b>	<b>0.0-0</b>	<b>1-32</b>	<b>1</b>	<b>0-0</b>

## #25 J.J. ROBERTS

5-11, 193, Fr., Hurricane, W.V.

### 2020 (True Freshman)

Appeared in eight games, including one start at Louisville (12/12) ... Tallied five total tackles on the year, including a season-high three defensive stops against the Cardinals ... Forced his first career fumble against Campbell (10/2) ... Made his collegiate debut against NC State (9/19) ... Received first career varsity letter.

### High School

A three-star prospect at cornerback and the No. 4 prospect in West Virginia by 247Sports and ESPN ... 2019: Team captain ... Named the Gatorade Player of the Year in WV ... First team AAA All-State selection ... Helped the Knights to the Mountain State Athletic Conference championship ... Played for Coach Luke Salmons ... Is a candidate for the Kennedy Award, state's top individual football honor ... Played quarterback and led an option offense that averaged over 400 rushing yards per game ... Rushed for 1,426 yards and 23 touchdowns and passed for 360 yards and four TD for Knights in reaching the AAA state championship game ... Had 48 tackles and three interceptions, one for a TD ... Rushed for 187 yards in a state quarterfinal win over George Washington ... Had an interception return for TD in state AAA semifinal win over Spring Valley ... Scored three touchdowns in the state championship game and finished with 106 yards rushing on 16 carries ... Also participates in basketball ... 2018: Had 109 tackles and six interceptions as a junior.

### Personal

Son of B.J. and Tosha Roberts ... Born Sept. 22, 2001 ... Volunteers in literacy programs at elementary schools and worked on several charitable causes as part of his church youth group



# WAKE FOREST FOOTBALL

## ROBERTS' CAREER DEFENSIVE STATS

	G-GS	S-A-Tot	TFL-Yds	Sk-Yds	Int-Yds	PBU	FF-FR
2020	8-0	3-2-5	0-0	0-0	0-0	0	2-0
<b>Total</b>	<b>8-0</b>	<b>3-2-5</b>	<b>0-0</b>	<b>0-0</b>	<b>0-0</b>	<b>0</b>	<b>2-0</b>

## ROBERTS' 2020 GAME-BY-GAME STATS

Date	Opp.	S-A-Tot	TFL-Yds	Sk-Yds	Int-Yds	PBU	FF-FR
9/12	Clem	--	--	--	--	--	--
9/19	NCST	--	--	--	--	--	--
10/2	Camp	1-0-1	--	--	--	--	1-0
10/17	UVA	--	--	--	--	--	--
10/24	VT	--	--	--	--	--	--
10/31	Syr	--	--	--	--	--	1-0
11/14	UNC	1-0-1	--	--	--	--	--
12/12	UL	1-2-3	--	--	--	--	--
12/30	Wisc	--	--	--	--	--	--
<b>Total</b>	<b>7-0</b>	<b>3-2-5</b>	<b>0-0</b>	<b>0-0</b>	<b>0-0</b>	<b>0</b>	<b>2-0</b>

## #28 ZION KEITH

6-1, 180, R-So., Florence, S.C.

### 2020 (Redshirt Sophomore)

Appeared in seven games, making four starts ... Finished seventh on the team with 31 total tackles, including one for loss ... Recorded a career-high 12 total tackles in the season opener against No. 1 Clemson (9/12), the most of any ACC player that week ... Had a trio of defensive stops in the Duke's Mayo Bowl vs. Wisconsin (12/30) ... Recorded a game-high nine total tackles against Virginia (10/17) ... Reeled in first-career fumble recovery and returned his first-career interception 45 yards for a touchdown vs. Campbell (10/2) ... Earned his second varsity letter.

### 2019 (Redshirt Freshman)

Played in all 13 games and was on the field for 187 snaps ... Season-highs with three tackles and 26 plays at Syracuse (11/30) ... Received first varsity letter.

### 2018 (True Freshman)

Played in four games and retained his redshirt freshman status ... Saw action against Syracuse (11/3), NC State (11/8), Pittsburgh (11/17) and Duke (11/24) ... Earned 13 snaps in a victory over the Blue Devils ... Played 26 total snaps during the season ... Had three tackles, all solos, at Duke (11/24).

### High School

Enrolled at Wake Forest in January, 2018 ... Consensus three-star athlete rated as the No. 24 player in South Carolina by Rivals ... Rated as the No. 75 wide receiver nationally by ESPN ... Played in the Shrine Bowl of the Carolinas all-star game in December ... A lockdown defensive back who also played receiver for Coach Derek Howard ... As a senior was the Region 7-4A Athlete of the Year ... Had 59 receptions for 950 receiving yards and five touchdown catches as a senior ... Recorded 20 tackles and an interception on defense ... Caught the game-winning touchdown pass in overtime to win the Florence City Championship with a victory over West Florence ... Caught 16 passes for a school record 282 yards and a touchdown against North Myrtle Beach, including a 62-yard score ... Chosen as a defensive back for the Shrine Bowl though he played receiver most of the year ... Had seven catches for 106 yards vs. West Florence ... Caught eight passes for 197 vs. St. James including TD catches of 20 and 66 yards ... During his junior year he recorded five interceptions, 58 tackles and 20 pass break-ups as a junior ... Was an ABC-15 All-Zone selection ... As a sophomore, earned his second varsity letter, making third team all-region with 43 tackles and four interceptions.

### Personal

Son of Samika Keith and Ricky Bacote ... Born on March 2, 2000 ... Honor Roll student ... Also played baseball and ran track.

## KEITH'S CAREER DEFENSIVE STATS

	G-GS	S-A-Tot	TFL-Yds	Sk-Yds	Int-Yds	PBU	FF-FR
2018	4-0	3-0-3	0-0	0-0	0-0	0	0-0
2019	13-0	4-1-5	0-0	0-0	0-0	0	0-0

2020	7-4	21-7-28	1.0-1	0-0	1-45	1	0-1
<b>Career</b>	<b>22-4</b>	<b>30-9-39</b>	<b>1.0-1</b>	<b>0-0</b>	<b>1-45</b>	<b>1</b>	<b>0-1</b>

## KEITH'S 2018 GAME-BY-GAME STATS

Date	Opp.	S-A-Tot	TFL-Yds	Sk-Yds	Int-Yds	PBU	FF-FR
11/3	Syr	0-0-0	0-0	0-0	0-0	0	0-0
11/8	NCST	0-0-0	0-0	0-0	0-0	0	0-0
11/7	Pitt	0-0-0	0-0	0-0	0-0	0	0-0
11/24	Duke	3-0-3	0-0	0-0	0-0	0	0-0
<b>Total</b>	<b>4-0</b>	<b>3-0-3</b>	<b>0-0</b>	<b>0-0</b>	<b>0-0</b>	<b>0</b>	<b>0-0</b>

## KEITH'S 2019 GAME-BY-GAME STATS

Date	Opp.	S-A-Tot	TFL-Yds	Sk-Yds	Int-Yds	PBU	FF-FR
8/30	USU	0-0-0	0-0	0-0	0-0	0	0-0
9/6	Rice	0-0-0	0-0	0-0	0-0	0	0-0
9/13	UNC	1-0-1	0-0	0-0	0-0	0	0-0
9/21	Elon	0-0-0	0-0	0-0	0-0	0	0-0
9/28	BC	0-0-0	0-0	0-0	0-0	0	0-0
10/12	Lou	0-0-0	0-0	0-0	0-0	0	0-0
10/19	FSU	0-0-0	0-0	0-0	0-0	0	0-0
11/2	NCST	0-0-0	0-0	0-0	0-0	0	0-0
11/9	VT	0-0-0	0-0	0-0	0-0	0	0-0
11/16	Clem	1-0-1	0-0	0-0	0-0	0	0-0
11/23	Duke	0-0-0	0-0	0-0	0-0	0	0-0
11/30	Syr	2-1-3	0-0	0-0	0-0	0	0-0
12/27	MSU	0-0-0	0-0	0-0	0-0	0	0-0
<b>Total</b>	<b>13-0</b>	<b>4-1-5</b>	<b>0-0</b>	<b>0-0</b>	<b>0-0</b>	<b>0</b>	<b>0-0</b>

## KEITH'S 2020 GAME-BY-GAME STATS

Date	Opp.	S-A-Tot	TFL-Yds	Sk-Yds	Int-Yds	PBU	FF-FR
9/12	Clem	9-3-12	0-0	0-0	0-0	1	0-0
9/19	NCST	2-2-4	0-0	0-0	0-0	0	0-0
10/2	Camp	2-1-3	0-0	0-0	1-45	0	0-1
10/17	UVA	8-1-9	1.0-1	0-0	0-0	0	0-0
10/24	VT	--	--	--	--	--	--
12/12	Louisville	--	--	--	--	--	--
12/30	Wisc	2-1-3	0-0	0-0	--	--	--
<b>Total</b>	<b>7-4</b>	<b>23-8</b>	<b>1.0-1</b>	<b>0-0</b>	<b>1-45</b>	<b>1</b>	<b>0-1</b>

## #29 CAELEN CARSON

6-0, 190, Fr., Waldorf, Md.

### 2020 (True Freshman)

Made collegiate debut at NC State (9/19), totaling two tackles ... Picked off first career pass vs Virginia (10/17) ... Racked up 22 tackles on the season, along with a fumble recovery ... Earned his first varsity letter.

### High School

First team All-Southern Maryland selection ... Had three interceptions, eight passes broken-up and 40 tackles for North Point ... Scored three touchdowns ... Named a Southern Maryland Athletic Conference All-Star ... Had touchdowns of 26 and 65 yards vs. Arundel as a wide receiver ... Had three tackles and a pass deflected in a second round playoff win over Oxon Hill ... Two-year letterman for Coach Tom Petre ... Also lettered in basketball as a small forward and ran track ... In 2018, had an interception and 13 PBUs to go with 52 tackles and three touchdowns ... Helped the Eagles reach the Maryland Class 4A state championship game with a 13-1 record ... Caught a 36-yard TD pass in the state championship game against Quince Orchard while recording three receptions for 69 yards and six tackles.

### Personal

Son of Latasha Owens and Benjamin Carson ... Born March 3, 2002 ... Goes by "Los."

## CARSON'S CAREER DEFENSIVE STATS

	G-GS	S-A-Tot	TFL-Yds	Sk-Yds	Int-Yds	PBU	FF-FR
2020	8-6	19-6-25	0-0	0-0	1-0	4	1-0
<b>Total</b>	<b>8-6</b>	<b>19-6-25</b>	<b>0-0</b>	<b>0-0</b>	<b>1-0</b>	<b>4</b>	<b>0-0</b>

## CARSON'S 2020 GAME-BY-GAME STATS

Date	Opp.	S-A-Tot	TFL-Yds	Sk-Yds	Int-Yds	PBU	FF-FR
9/12	Clem	--	--	--	--	--	--
9/19	NCST	1-1-2	0-0	0-0	0-0	0	0-0

10/2	Camp	0-1-1	--	--	--	--	--
10/17	UVA	3-3-6	--	--	1-0	1	--
10/24	VT	1-0-1	--	--	--	1	1-0
10/31	Syr	3-0-3	--	--	--	1	--
11/14	UNC	5-1-6	--	--	--	1	--
12/12	UL	3-0-3	--	--	--	--	--
12/30	Wisc	3-0-3	0-0	0-0	0-0	0-0	0-0
<b>Total</b>	<b>8-6</b>	<b>19-6-25</b>	<b>0-0</b>	<b>0-0</b>	<b>1-0</b>	<b>4</b>	<b>1-0</b>

## #45 NICK ANDERSEN

5-11, 194, Fr., Clinton, Va.

### 2021 (Freshman)

Earned preseason second team All-ACC status from Athlon Sports and Lindy's Sports.

### 2020 (Freshman)

Finished historic rookie season tied eighth nationally in interceptions with four ... Also finished 30th in nation with 47 solo tackles ... Awarded All-ACC Honors by the ACC (Third Team), Phil Steele (Third Team), and the Coaches Poll (Fourth Team) ... Capped off remarkable season with eight tackles, an interception and a pass breakup vs Wisconsin (12/30) ... Continued his incredible season with seven tackles vs North Carolina (11/14) ... Became the first Wake Forest player since 1987 to have three or more interceptions in a single game on Oct. 24 against No. 19 Virginia Tech ... Also became the first ACC player to have three or more interceptions since Louisville's Gerod Holliman in 2014 ... Became the first true freshman and the fourth player in program history to record three or more picks in a game ... Tallied a career-best 11 tackles in win over No. 19 Virginia Tech (10/24) including nine solo tackles ... Recorded nine tackles against Virginia (10/17), including six solo stops in first career start ... Made seven tackles vs. Campbell (10/2) ... Made his collegiate debut against No. 1 Clemson (9/12), recording four total tackles (three solo) ... Earned first varsity letter.

### High School

Saw action as a defensive back, wide receiver and punter ... First team all-region DB and punter ... Second team all-state Class 6 defensive back and part of the basketball team's state title team ... Track athlete and regional qualifier in the high jump ... Also played soccer and handled placekicks in football ... Had six career interceptions ... As a soccer player, he was apart of the DC United Development Academy until 2017-18, advancing to the U-16/17 team as a midfielder

### Personal

Son of Andrea and Frank Andersen ... Born Jan. 28, 2002 ... Major is Undeclared.

## ANDERSEN'S CAREER DEFENSIVE STATS

	G-GS	S-A-Tot	TFL-Yds	Sk-Yds	Int-Yds	PBU	FF-FR
2020	9-6	47-16-63	1-2	0-0	4-0	5	0-1
<b>Career</b>	<b>9-6</b>	<b>47-16-63</b>	<b>1-2</b>	<b>0-0</b>	<b>4-0</b>	<b>5</b>	<b>0-1</b>

## ANDERSEN'S 2020 GAME-BY-GAME STATS

Date	Opp.	S-A-Tot	TFL-Yds	Sk-Yds	Int-Yds	PBU	FF-FR
9/12	Clem	3-1-4	--	--	--	--	--
9/19	NCST	0-2-2	--	--	--	--	--
10/2	Camp	3-4-7	--	--	--	--	0-1
10/17	UVA	6-3-9	--	--	--	2	--
10/24	VT	9-2-11	--	--	3-0	--	--
10/31	Syr	5-0-5	--	--	--	2	--
11/14	UNC	6-1-7	--	--	--	--	--
12/12	UL	8-2-10	--	--	--	--	--
12/30	Wis	7-1-8	1-2	0-0	1-0	1	0-1
<b>Total</b>	<b>9-6</b>	<b>47-16-63</b>	<b>1-2</b>	<b>0-0</b>	<b>4-0</b>	<b>5</b>	<b>0-2</b>

## SPECIALISTS

### #4 NICK SCIBA

PK, 5-9, 191, Jr., Clover, S.C.

### Career Accolades

2020 Lou Groza Award Semifinalist  
2019 Lou Groza Award Semifinalist

# WAKE FOREST FOOTBALL

## 2021 (Junior)

Earned preseason first team All-ACC specialist status from Athlon Sports and Lindy's Sports.

## 2020 (Junior)

Ended the season making 82 percent of FGs and a perfect 31-31 on PATs ... Named Third Team All-ACC by the ACC ... Connected on 10 consecutive field goals with streak starting on Oct. 2 against Campbell ... Honored with a Lou Groza Star of the Week for his performance vs Virginia (10/17), which included four FGs and four XPs... Named as a Lou Groza Star of the Week after the Virginia Tech game (10/24), going 3-for-3 on field goals in win ... Earned his third varsity letter ... Way-too-early ESPN Preseason All-American... Named a preseason first team All-American by Lindy's Sports ... Rated at the preseason No. 1 kicker in the country according to Lindy's Sports ... Listed as a preseason second team All-American by Athlon Sports ... Earned preseason second team All-America honors from Street & Smith ... Listed as a preseason second team All-American by the Sporting News ... Placed on the preseason second team All-America Team by Phil Steele ... Earned preseason first team All-ACC status from Lindy's Sports, Athlon Sports, Street & Smith and Phil Steele.

Way-too-early ESPN Preseason All-American...Named a preseason first team All-American by Lindy's Sports... Rated at the preseason No. 1 kicker in the country according to Lindy's Sports...Listed as a preseason second team All-American by Athlon Sports...Earned preseason second team All-America honors from Street & Smith...Earned preseason first team All-ACC status from Lindy's Sports... Named a preseason first team All-ACC selection by Athlon Sports...Listed as a preseason first team All-ACC choice by Street & Smith.

## 2019 (Sophomore)

Enters junior year ranked sixth in school history in career scoring with 226 points and fifth in career PATs with 97 ... Holds school record with 100 percent PAT accuracy on 97 attempts ... Named first team All-American by ESPN, second team All-American by FWAA, Sports Illustrated and Phil Steele, and third team All-American by Associated Press and Athlon ... First team All-ACC ... Lou Groza Award semifinalist ... PFF College ACC Kicker of the Year ... Holds Wake Forest, ACC and NCAA record with 34 consecutive field goals made ... Streak started Oct. 6, 2018 when he made his lone field goal attempt vs. Clemson, finished the 2018 campaign by making 11 straight FG attempts ... Made his first 23 attempts of 2019 before missing from 48 yards at Syracuse (11/30) ... Nation's most accurate kicker among those with 25 or more attempts ... Set school season record with 119 points scored and is the only player in school history with two 100-point seasons ... His 9.2 PPG in 2019 was second-best season in school history ... Holds the Wake career lead with 8.7 PPG in his career ... Tied his own school record with eight PATs vs. Louisville ... Has eight in each of the last two games vs Louisville ... Only player in school history with two eight-PAT games ... Tied school single-game record with five field goals vs. Florida State (10/19) ... Tied school record and set career-high with 16 points vs. the Seminoles ... Set Wake season field goal accuracy mark at .940 (24-25) ... Owns the second-highest accuracy mark at .864 (19 of 22) set in 2018 ... His 24 field goals made is school season record and his 50 PATs are second-most made in a season ... Career program leader in field goal percentage at .915 (43-47) and ranks second in ACC history ... Ranks fourth in Wake history in career field goals made with 43 ... 97 consecutive PATs streak is second-longest in school history ... 1.65 career field goals per game is fourth-most in ACC history ... Led the ACC with 24 field goals made, field goal percentage at 96 percent (24 of 25), 1.85 field goals per game average was the most in the ACC, kick scoring with 119 points and a 9.2 PPG average ... His 16 points scored by kicking against Florida State was an ACC high in 2019 ... Ranked third nationally in field goal percentage ... 16th in the nation in points scored per game ... 18th nationally in total points scored with 119.

## 2018 (Freshman)

Set the school record for season field goal percentage (min. 15 made) at 86.4 percent ... Broke school mark for field goals by a true freshman (19) ... Converted 19-of-22 field goals including his last 11 attempts ... Did not miss a field goal in the final nine games of the year ... Set the Jared Bir-

mingham Bowl record for most points by kicking with 13 points on three field goals and four PATs ... Tied the Birmingham Bowl record with three field goals ... Became the first freshman to score 100 or more points in a season in school history with 107 ... Only the fourth Deacon with over 100 points in a season ... Was the fourth-most accurate freshman kicker in the nation ... His 19 field goals were the fourth-most in the nation by a freshman ... Was fifth in the ACC in scoring and the second-highest scoring freshman with 8.2 points per game ... His six multi-field goal games were the most-ever by a Deacon freshman ... Earned the starting placekicker role during preseason camp ... Made his college debut in the season-opener at Tulane (8/30) ... Missed his first collegiate field goal attempt vs. Tulane from 23 yards but hit on a 34-yarder later in the game ... Scored career-best 15 points vs. Towson (9/8) by connecting on all three field goal attempts and six PATs ... Career-high eight PATs converted vs. Louisville (10/27) ... Had three-field goal games vs. Towson (9/8) and Memphis (12/22).

## High School

Team captain ... Rated a three-star player by 247Sports and Rivals ... Ranked the No. 7 kicker in the nation by 247Sports ... Four-year varsity player for head coach Brian Lane ... Made 8-of-11-field goal attempts with a long of 40 as a senior... Converted 31-of-32 PATs and had touchbacks on 34-of-49 kickoffs ... Averaged 38 yards per punt ... Earned the Tri-County Football Coaches Association special teams award after kicking five PATs and a pair of field goals in a win over Forestview ... Team leader in dedicating Clover's 2017 season to Kick-it-to Cancer and the fight to help stop pediatric cancer ... During his junior year he converted 5-of-7 field goals with a long of 38 ... Sent 34-of-54 kickoffs for touchbacks ... Converted 21-of-25 PATs ... Also punted for the Blue Eagles ... Two-time Tri-County special teams player of the week ... Successful on 2-of-4 field goal attempts with a long of 25 as a sophomore ... Played in the 2015 USA Football International Bowl on the U-16 team ... Member of the Clover soccer team as well.

## Personal

Son of Nikki and Brian Sciba ... Born Oct. 2, 1999 ... Maintained a 3.8 GPA while taking all honors-level courses.

## SCIBA'S CAREER KICKING STATS

	FG-A	Pct	0-19	20-29	30-39	40-49	50+	PAT	PTS
2018	19-22	.863	0-0	8-9	9-11	2-2	0-0	50-50	107
2019	24-25	.960	0-0	13-13	6-6	5-6	0-0	47-47	119
2020	14-17	.824	0-0	2-3	5-6	7-8	0-0	31-31	73
<b>Total</b>	<b>57-64</b>	<b>.891</b>	<b>0-0</b>	<b>23-25</b>	<b>20-23</b>	<b>14-16</b>	<b>0-0</b>	<b>128-128</b>	<b>299</b>

## SCIBA'S 2018 GAME-BY-GAME STATS

Date	Opp	FG-A	0-19	20-29	30-39	40-49	50+	PAT	PTS
8/30	Tulane	1-2	0-0	0-1	1-1	0-0	0-0	2-2	5
9/8	Towson	3-3	0-0	2-2	1-1	0-0	0-0	6-6	15
9/13	BC	2-2	0-0	2-2	0-0	0-0	0-0	4-4	10
9/22	ND	2-4	0-0	0-0	2-4	0-0	0-0	3-3	9
9/29	Rice	0-0	0-0	0-0	0-0	0-0	0-0	7-7	7
10/6	Clem	1-1	0-0	1-1	0-0	0-0	0-0	0-0	3
10/20	FSU	1-1	0-0	0-0	1-1	0-0	0-0	2-2	5
10/27	Lou	0-0	0-0	0-0	0-0	0-0	0-0	8-8	8
11/3	Syr	1-1	0-0	1-1	0-0	0-0	0-0	3-3	6
11/8	NCST	2-2	0-0	0-0	1-1	1-1	0-0	3-3	9
11/17	Pitt	2-2	0-0	1-1	1-1	0-0	0-0	1-1	7
11/24	Duke	1-1	0-0	1-1	0-0	0-0	0-0	7-7	10
12/22	Mem	0-0	0-0	0-0	2-2	1-1	0-0	4-4	13
<b>Total</b>	<b>19-22</b>	<b>.863</b>	<b>0-0</b>	<b>8-9</b>	<b>9-11</b>	<b>2-2</b>	<b>0-0</b>	<b>50-50</b>	<b>107</b>

## SCIBA'S 2019 GAME-BY-GAME STATS

Date	Opp	FG-A	0-19	20-29	30-39	40-49	50+	PAT	PTS
8/30	USU	1-1	0-0	1-1	0-0	0-0	0-0	5-5	8
9/6	Rice	2-2	0-0	2-2	0-0	0-0	0-0	5-5	11
9/13	UNC	1-1	0-0	0-0	1-1	0-0	0-0	3-3	6
9/21	Elon	0-0	0-0	0-0	0-0	0-0	0-0	6-6	6
9/28	BC	2-2	0-0	2-2	0-0	0-0	0-0	3-3	9
10/12	Lou	1-1	0-0	0-0	1-1	0-0	0-0	8-8	11
10/19	FSU	5-5	0-0	5-5	0-0	0-0	0-0	1-1	16
11/2	NCST	3-3	0-0	2-2	1-1	0-0	0-0	5-5	14
11/9	VT	1-1	0-0	0-0	0-0	1-1	0-0	2-2	5
11/16	Clem	1-1	0-0	0-0	1-1	0-0	0-0	0-0	3

11/23	Duke	4-4	0-0	1-1	2-2	1-1	0-0	3-3	15
11/30	Syr	3-4	0-0	0-0	0-0	3-4	0-0	3-3	12
12/27	MSU	0-0	0-0	0-0	0-0	0-0	0-0	3-3	3
<b>Total</b>	<b>13</b>	<b>24-25</b>	<b>0-0</b>	<b>13-13</b>	<b>6-6</b>	<b>5-6</b>	<b>0-0</b>	<b>47-47</b>	<b>119</b>

## SCIBA'S 2020 GAME-BY-GAME STATS

Date	Opp	FG-A	0-19	20-29	30-39	40-49	50+	PAT	PTS
9/12	Clem	2-4	0-0	0-0	1-2	1-2	0-0	1-1	7
9/19	NCST	0-0	0-0	0-0	0-0	0-0	0-0	0-0	6-6
10/2	Camp	1-2	0-0	0-1	0-0	1-1	0-0	6-6	9
10/17	UVA	4-4	0-0	1-1	2-2	1-1	0-0	4-4	16
10/24	VT	3-3	0-0	1-1	0-0	2-2	0-0	2-2	11
10/31	Syr	1-1	0-0	0-0	1-1	0-0	0-0	5-5	8
11/14	UNC	1-1	0-0	0-0	0-0	1-1	0-0	6-6	9
12/12	UL	2-2	0-0	0-0	1-1	1-1	0-0	1-1	7
<b>Total</b>	<b>6-6</b>	<b>11-14</b>	<b>0-0</b>	<b>2-3</b>	<b>4-5</b>	<b>5-6</b>	<b>0-0</b>	<b>24-24</b>	<b>57</b>

## #36 IVAN MORA

P/PK, 6-0, 180, R-Fr., Dalton, Ga.

## 2020 (Redshirt Freshman)

Completed the season with 40 total kicks for 1610 yards, with nine kicks over 50 yards 10 kicks pinned inside the 20 yard line ... Has punted 30 times on the year with an average of 40.8 yards pinning 8 within the 20 yard-line and 7 punts over 50 yards (11/14) ... Punted 5 times vs Virginia (10/17), averaging 47 yards per punt and 232 total yards ... Earned the starting punting job to start the season ... Recorded a season-best 59-yard punt in the season opener against Clemson, finishing with two 50-plus yard punts and two punts inside of the 20 ... Ray Guy Award nominee ... Earned first varsity letter.

## 2019 (True Freshman)

Earned a redshirt and retained four years of eligibility.

## High School

Team captain at Dalton High School ... Ranked as the No. 3 kicker and No. 1 punter by Kohl's Kicking ... Was the top-rated punter in a camp with 600 other punters ... Earned the Sam Foltz Award ... Selected to the Under Armour All-America game ... Member of the North Georgia Elite 80 by RecruitGeorgia.com ... Played for Coach Matt Land ... Career average of 37.3 yards on 160 punts in 45 games ... In his career, converted 116 of 119 PATs and 23 of 31 field goal attempts ... Handled all of Dalton's kicking including kickoffs, field goals, extra points and punts ... Averaged 40.4 yards on 27 punts in 10 games as a senior ... Scored 51 points on 39-of-39 PATs and 4-of-5 field goal attempts with a long of 48 ... Hit 45-yard field goal vs. Sequoyah ... Named to the Chattanooga Times-Free Best of Preps first team in 2018 ... First team All-Region 6-6A punter as a senior ... As a junior in 2017, averaged 36.2 yards on 44 punts in 11 games ... Scored 50 points on 29-of-31 PATs and 7-of-9 field goals with a long of 35 ... Put 48 of 77 kickoffs into the end zone ... Landed 19 of 44 punts inside the 20 ... Honorable mention all-state as a junior ... Named first team all-state Class 6A by the Georgia Sports Writers Association as a sophomore in 2016 ... Averaged 37.3 yards on 47 punts in 14 games ... Scored 84 points on 48-of-49 PATs and 12-of-17 field goals with a long of 48 ... Averaged 36.6 yards on 42 punts in 10 games as a freshman in 2015 ... Also an all-state soccer player and member of two region championship teams.

## Personal

Son of David and Araceli Mora ... Cousin, Adrian Mora, kicked for Georgia Southern from 2008-11 ... Brother Eder plays soccer at UAB ... High school soccer teammate of Wake Forest soccer incoming freshman Omar Hernandez ... Named a Scholar-Athlete three times in high school ... Born January 9, 2001.

## MORA'S CAREER PUNTING STATS

	No.	Yds.	Avg.	Lg	In20	TB	FC	Blk	50+
2020	40	1610	40.3	66	10	4	12	1	9
<b>Total</b>	<b>40</b>	<b>1610</b>	<b>40.3</b>	<b>66</b>	<b>10</b>	<b>4</b>	<b>12</b>	<b>1</b>	<b>9</b>

**MORA'S 2020 GAME-BY-GAME STATS**

Date	No.	Yds.	Avg.	Lg	In20	TB	FC	Blk	50+
9/12	6	242	40.3	59	2	1	1	0	2
9/19	4	116	29.0	46	1	0	0	0	0
10/17	5	236	47.2	52	0	0	1	0	2
10/24	5	206	41.2	55	1	1	1	0	2
10/31	4	169	42.2	47	1	0	3	0	0
11/14	6	255	42.5	51	3	0	5	0	1
12/12	6	249	41.5	66	1	2	1	0	2
12/30	4	137	34.25	48	1	0	0	1	0
<b>Total</b>	<b>40</b>	<b>1610</b>	<b>40.3</b>	<b>66</b>	<b>10</b>	<b>4</b>	<b>12</b>	<b>1</b>	<b>9</b>

**#88 ZACH MURPHY**

P/PK, 6-0, 194, R-Jr., Raleigh, N.C.

**2020 (Redshirt Junior)**

Appeared in eight games ... Earned his first varsity letter.

**2019 (Redshirt Sophomore)**

Played in two games and saw seven snaps, all on special teams ... Had one kickoff against Elon (9/21) and four vs. Duke (11/23) ... Had one touchback vs. the Blue Devils ... Booted an extra point vs. Elon (9/21) and had a 46-yard punt.

**2018 (Redshirt Freshman)**

Made his collegiate debut against Rice (9/29) as he kicked an extra point ... Added a PAT against Duke in the regular season finale ... Member of the ACC Academic Honor Roll.

**2017 (True Freshman)**

Redshirted ... Earned a Scout Team Player of the Week award.

**High School**

Team captain who holds the Ravenscroft school record with a 50-yard field goal ... Named All-Big East as a junior and senior ... NCISAA all-state team in 2016 ... Converted 13 career field goals and 94 PATs ... Had 27 touchbacks on kickoffs as a senior ... Helped Ravenscroft to the 2015 NCISAA Division 2 state championship in 2015 ... Played for coach Ned Gonet ... Also played lacrosse and helped the Ravens to the 2014 state playoffs.

**Personal**

Son of Steve and Diane Murphy ... Born Nov. 10, 1998 ... Raised over \$3,800 for pediatric cancer research through an organization called Kick-It during his senior season ... Health and exercise science major.

**MURPHY'S CAREER KICKING STATS**

	FG-A	Pct.	0-19	20-29	30-39	40-49	50+	PAT	PTS
2018	0-0	.000	0-0	0-0	0-0	0-0	0-0	2-2	2
2019	0-0	.000	0-0	0-0	0-0	0-0	0-0	1-1	1
<b>Total</b>	<b>0-0</b>	<b>.000</b>	<b>0-0</b>	<b>0-0</b>	<b>0-0</b>	<b>0-0</b>	<b>0-0</b>	<b>3-3</b>	<b>3</b>

**MURPHY'S CAREER PUNTING STATS**

	No.	Yds.	Avg.	Lg	In20	TB	FC	Blk	50+
2018	--	--	--	--	--	--	--	--	--
2019	1	46	46.0	46	1	0	0	0	0
<b>Total</b>	<b>1</b>	<b>46</b>	<b>46.0</b>	<b>46</b>	<b>1</b>	<b>0</b>	<b>0</b>	<b>0</b>	<b>0</b>

**MURPHY'S 2018 GAME-BY-GAME STATS**

Date	Opp.	FG-A	0-19	20-29	30-39	40-49	50+	PAT	PTS
9/29	Rice	0-0	0-0	0-0	0-0	0-0	0-0	1-1	1
11/24	Duke	0-0	0-0	0-0	0-0	0-0	0-0	1-1	1
<b>Total</b>	<b>1</b>	<b>0-0</b>	<b>0-0</b>	<b>0-0</b>	<b>0-0</b>	<b>0-0</b>	<b>0-0</b>	<b>1-1</b>	<b>1</b>

**MURPHY'S 2019 GAME-BY-GAME STATS**

Date	Opp.	FG-A	0-19	20-29	30-39	40-49	50+	PAT	PTS
9/21	Elon	0-0	0-0	0-0	0-0	0-0	0-0	1-1	1
<b>Total</b>	<b>1</b>	<b>0-0</b>	<b>0-0</b>	<b>0-0</b>	<b>0-0</b>	<b>0-0</b>	<b>0-0</b>	<b>1-1</b>	<b>1</b>

Date	No.	Yds.	Avg.	Lg	In20	TB	FC	Blk	50+
9/21	1	46	46.0	46	1	0	0	0	0
<b>Total</b>	<b>1</b>	<b>46</b>	<b>46.0</b>	<b>46</b>	<b>1</b>	<b>0</b>	<b>0</b>	<b>0</b>	<b>0</b>

**#90 JACOB ZUHR**

LS, 6-0, 214, Fr., Oviedo, Fla.

**2020 (True Freshman)**

Appeared in all nine games at long snapper...Named the starting long snapper prior to the start of the season...Made collegiate debut against No. 1 Clemson (9/12) ... Earned his first varsity letter.

**High School**

The No. 1 rated long snapper in the 2020 class by Chris Rubio Long Snapping. 2019: Four-year letterman at Hagerty High ... Played for Coach Wes Allen as a senior ... Helped the Huskies to district championships in 2017 and 2018 ... Played in the All-American Bowl in San Antonio.

**Personal**

Son of Don and Jasmin Zuhr ... Born Jan. 2, 2002 ... Graduated with over a 3.5 GPA.

**ZUHR'S CAREER STATS**

	G-GS
2020	9-9
<b>Total</b>	<b>9-9</b>

## GAME RECAPS



### GAME 1 CLEMSON WAKE FOREST

37  
13

SEPTEMBER 12 - TRUIST FIELD - WINSTON-SALEM, N.C. - ATTENDANCE - 68

**WINSTON-SALEM, N.C.** – The Wake Forest football team dropped its season opener to top-ranked Clemson at Truist Field on Saturday.

Preseason All-American Carlos "Boogie" Basham Jr. continued to be one of the most disruptive forces in the country. On the first series of the game, Basham sacked Clemson QB Trevor Lawrence for 16 yards. The third-down sack forced the Tigers to go three and out.

Despite the aforementioned sack and some early offensive success between Sam Hartman and Donavon Greene, the Tigers took the early lead with back-to-back scoring drives to end the first quarter. They would go on to have three more scoring drives before the end of the half, taking a 27-0 lead into the interval.

The second half opened with a deep pass from Hartman to Jaquarii Roberson for 55 yards and a field goal from Nick Sciba to get the Deacs on the board. Clemson took over with three scoring drives in the third quarter.

Near the end of the fourth quarter, Mitch Griffis connected with Taylor Morin for a touchdown. It was the first career for both players.

Morin ended the game with a team-high nine receptions and a team-high 93 yards. The final score on Saturday evening at Truist Field was 37-13.

#### In the Spotlight:

Boogie Basham extended his streak of consecutive games with a tackle for loss to 19 on the first series of the game. This is the longest streak in FBS by six games.

That aforementioned play was a sack, which brings him to 16.5 for his career. He currently sits two behind Nikita Whitlock (2010-13) for fifth in program history.

	1	2	3	4	Final
Clemson	14	13	10	0	37
Wake Forest	0	0	3	10	13

#### SCORING SUMMARY

<b>1st Quarter</b>	
Clemson - Lawrence 2 yard run (B.T. Potter Kick), 8:02	7-0
Clemson - Lawrence 1 yard run (B.T. Potter Kick), 2:31	14-0
<b>2nd Quarter</b>	
Clemson - B.T. Potter 42 yard Field Goal, 10:54	17-0
Clemson - Chalk 12 yard pass from Trevor Lawrence (B.T. Potter Kick), 6:27	24-0
Clemson - B.T. Potter 52 yard Field Goal, 0:00	27-0
<b>3rd Quarter</b>	
WF - Nick Sciba 39 yard Field Goal, 13:21	27-3
Clemson - Etienne 2 yard run (B.T. Potter Kick), 10:38	34-3
Clemson - B.T. Potter 29 yard Field Goal, 3:14	37-3
<b>4th Quarter</b>	
WF - Nick Sciba 42 yard Field Goal, 7:20	37-6
WF - Morin 1 yard pas from Mitch Griffis (Nick Sciba kick), 2:34	37-13

	CLEM	WF
<b>SCORE</b>	<b>37</b>	<b>13</b>
FIRST DOWNS	27	15
RUSHES-YARDS (NET)	38-185	34-37
PASSING YDS (NET)	416	401
PASSES COMP-ATT-INT	26-36-1	19-38-0
TOTAL OFFENSE PLAYS-YARDS	82-561	72-330
FUMBLE RETURNS-YARDS	0-0	0-0
PUNT RETURNS-YARDS	0-0	3-38
KICKOFF RETURNS-YARDS	1-15	1-27
INTERCEPTION RETURNS-YARDS	1-5	0-0
PUNTS (NUMBER-AVG)	5-43.0	6-40.3
FUMBLES-LOST	0-0	0-0
PENALTIES-YARDS	5-55	1-6
POSSESSION TIME	34:44	25:16
THIRD-DOWN CONVERSIONS	8 OF 15	5 OF 17
FOURTH-DOWN CONVERSIONS	0 OF 0	0 OF 1
RED-ZONE SCORES-CHANCES	5-5	3-4
SACKS BY: NUMBER-YARDS	6-32	2-22

**RUSHING:** Clemson - Etienne 17-102; Rencher 7-34; Bowman 6-22; Pace 6-22; Spector 1-19; Phommachanh 1-7; Uigalelei 1-7; Lawrence 7--24. WF - Beal-Smith 11-29; Walker III 6-19; Drawdy 2-6; Ellison 4-3; Kern 2-2; Griffis 1--3; Hartman 8--19.

**PASSING:** Clemson - Lawrence 22-28-351; Uigalelei 2-3-16; Phommachanh 2-4-9. WF - Hartman 11-21-182; Kern 6-11-83; Griffis 2-6-28.

**RECEIVING:** Clemson - Rodgers 5-90; Galloway 5-60; Ngata 3-48; Etienne 3-47; Allen 1-42; Ladson Jr. 1-21; Spector 1-16; Powell 2-15; Chalk 1-12; Brown 1-10; Ajou 1-6; Williams 1-6; Swinney 1-3. WF - Morin 9-93; Roberson 4-92; Greene 3-76; Perry 2-24; Chapman 1-8.



### GAME 2 WAKE FOREST NC STATE

42  
45

SEPTEMBER 19 - CARTER-FINLEY STADIUM - RALEIGH, NC - ATTENDANCE: 0

**RALEIGH, N.C.** - In the highest-scoring game in series history, the Wake Forest football team fell, 45-42, to NC State, snapping a three-game winning streak in the series.

After trailing 35-21 in the third quarter, the Demon Deacons (0-2, 0-2 ACC) scored the next 14 points to tie up the game at 35-35 entering the fourth.

Sophomore Kenneth Walker III, who ended the night with a career-high 131 rushing yards, found the endzone for the third time in the game with 9:12 remaining. This marked the third time in his Wake Forest career Walker has rushed for over 100 yards.

Additionally, Walker III became the fourth different player and second running back to rush for three touchdowns in a game.

Also on offense, the slot wide receiver continued to be a weapon for the Demon Deacons as Jaquarii Roberson and Taylor Morin combined for 127 yards on 10 catches against NC State (1-0, 1-0 ACC) on Saturday night. Roberson finished with a game-high seven receptions and 75 yards while hauling in his second career touchdown in the second quarter.

Graduate transfer Donald Stewart also made his presence felt in the passing game, grabbing a career-best five balls for 41 yards. He also sealed the edge for a Christian Beal-Smith touchdown run that finished off a 9-play, 75-yard drive in the second quarter.

Defensively, Traveon Redd led the team with a career-high 10 tackles. Carlos "Boogie" Basham Jr. extended his streak to 20 games with a tackle for loss. He sacked NC State quarterback Bailey Hockman in the second quarter. Basham Jr. now has a sack in nine of the last 11 games for the Demon Deacons.

	1	2	3	4	Final
Wake Forest	7	14	14	7	42
NC State	14	7	14	10	45

#### SCORING SUMMARY

<b>1st Quarter</b>	
ST - Knight 30 yard run (Dunn kick), 13:04	0-7
ST - Hockman 7 yard run (Dunn kick), 7:43	0-14
WF - Roberson 5 pass from Hartman (Sciba kick), 3:17	7-14
<b>2nd Quarter</b>	
ST - Person 1 yard run (Dunn kick), 13:36	7-21
WF - Beal-Smith 11 yard run (Sciba Kick), 10:38	14-21
WF - Walker 2 yard run (Sciba Kick), 00:36	21-21
<b>3rd Quarter</b>	
ST - Carter 2 yard pass from Person (Dunn Kick), 11:42	21-28
ST - Angeline 15 yard pass from Hockman (Dunn kick), 8:56	21-35
WF - Taylor 45 Interception return from Hockman (Sciba kick), 6:53	28-35
WF - Walker 13 yard run (Sciba kick), 1:24	35-35
<b>4th Quarter</b>	
ST - Dunn 30 yard Field Goal, 13:19	35-38
WF - Walker 2 yard run (Sciba kick), 9:12	42-38
ST - Person 3 yard run (Dunn kick), 5:51	42-45

	WF	NCST
<b>SCORE</b>	<b>41</b>	<b>21</b>
FIRST DOWNS	19	20
RUSHES-YARDS (NET)	35-201	37-67
PASSING YDS (NET)	312	254
PASSES COMP-ATT-INT	21-27-0	22-35-0
TOTAL OFFENSE PLAYS-YARDS	62-513	72-321
FUMBLE RETURNS-YARDS	0-0	0-0
PUNT RETURNS-YARDS	1-13	1-34
KICKOFF RETURNS-YARDS	0-0	2-44
INTERCEPTION RETURNS-YARDS	0-0	0-0
PUNTS (NUMBER-AVG)	4-44.8	7-40.4
FUMBLES-LOST	0-0	1-1
PENALTIES-YARDS	5-38	2-12
POSSESSION TIME	23:46	36:14
THIRD-DOWN CONVERSIONS	7 OF 14	4 OF 16
FOURTH-DOWN CONVERSIONS	0-OF 0	2 OF 3
RED-ZONE SCORES-CHANCES	4-4	3-4
SACKS BY: NUMBER-YARDS	4-27	0-0

**RUSHING:** WF - Walker 27-131; Beal-Smith 13-39; Hartman 9--21. NCST - Person 14-99; Knight 11-97; Houston 12-54; Hockman 8-30; Emezie 1-5.

**PASSING:** WF - Hartman 23-36-0-236-1. NCST - Hockman 16-23-1-191-1; Person 1-1-0-2-1.

**RECEIVING:** WF - Roberson 7-75; Stewart 5-41; Perry 4-36; Morin 3-52; Groulx 1-11; Greene 1-9; Walker 1-7; Whiteheart 1-5. NCST - Carter 3-30; Houston 3-20; Angeline 2-45; Parham 2-33; Knight 2-24; Person 2-10; Thomas 1-17; Emexie 1-15; Rooks 1--1.

GAME RECAPS



**GAME 3**  
**CAMPBELL**  
**WAKE FOREST**

**14**  
**66**

OCTOBER 2 - TRUIST FIELD - WINSTON-SALEM, N.C. - ATTENDANCE - 2058

WINSTON-SALEM, N.C. - In the first meeting between the two schools, Wake Forest football downed Campbell 66-14 under the lights on Friday at Truist Field

Six different players scored for Wake Forest (1-2) in the win, led by Christian Beal-Smith who finished with the a career-best three rushing touchdowns and a career-high 130 rushing yards. Kenneth Walker III finished the night with 105 yards on 11 carries for his second consecutive 100-yard game.

With Walker's three-touchdown performance at NC State in Wake Forest's last game and Beal-Smith's multi-touchdown effort tonight, they became the first pair of Demon Deacons to each rush for multiple scores in back-to-back games.

Quarterback Sam Hartman finished the game going 12-for-16 with 166 passing yards and one touchdown before handing off quarterback duties to redshirt freshman Michael Kern in the fourth quarter.

Ja'Corey Johns, Ja'Cquez Williams and Nick Andersen led the defense, each with seven tackles, while Johns, Carlos "Boogie" Basham Jr. and Will Smart all tallied sacks.

Campbell (0-4) finished the game with two touchdowns and 242 receiving yards. Quarterback Hajj-Malik Williams went 17-for-29 with 187 yards through the air and 26 yards on the ground.

	1	2	3	4	Final
Campbell	0	7	7	0	14
Wake Forest	14	10	28	14	66

SCORING SUMMARY

1st Quarter

WF - Beal-Smith 2 yard run (Sciba Kick), 4:51 0-7  
WF - Beal-Smith 10 yard run (Sciba Kick), 1:49 0-14

2nd Quarter

Campbell - Donaldson pass from Willimas (Riffle Kick), 8:41 7-14  
WF - Walker 12 yard run (Sciba Kick), 6:27 7-21  
WF - Nick Sciba 41 yard Field Goal, 00:51 7-24

3rd Quarter

WF - Morin 9 yard pass from Hartman (Sciba Kick), 12:25 7-31  
WF - Keith 45 yard INT Return (Sciba Kick), 11:26 7-38  
WF - Beal-Smith 5 yard run (Sciba Kick), 6:28 7-45  
Campbell - Williams 26 yard pass from Donaldson (Riffle Kick), 4:26 14-45  
WF - Greene 96 yard KO Retrun (Crane Kick), 4:12 14-52

4th Quarter

WF - Ellison 7 yard run (Crane Kick), 11:06 14-59  
WF - Drawdy 8 yard Run (Crane kick), 5:09 14-66

	CAMP	WF
<b>SCORE</b>	<b>14</b>	<b>66</b>
FIRST DOWNS	22	29
RUSHES-YARDS (NET)	38-120	45-299
PASSING YDS (NET)	242	275
PASSES COMP-ATT-INT	20-36-2	16-21-0
TOTAL OFFENSE PLAYS-YARDS	74-362	66-574
FUMBLE RETURNS-YARDS	0-0	0-0
PUNT RETURNS-YARDS	0-0	3-38
KICKOFF RETURNS-YARDS	4-76	3-147
INTERCEPTION RETURNS-YARDS	0-0	2-50
PUNTS (NUMBER-AVG)	4-46.5	0-0
FUMBLES-LOST	0-0	0-0
PENALTIES-YARDS	5-42	5-40
POSSESSION TIME	34:33	25:27
THIRD-DOWN CONVERSIONS	9 OF 16	5 OF 7
FOURTH-DOWN CONVERSIONS	0 OF 0	0 OF 0
RED-ZONE SCORES-CHANCES	1-2	8-9
SACKS BY: NUMBER-YARDS	1-5	3-7

**RUSHING:** Campbell - Bryant 14-42; Williams 10-37; McDowell 9-29; Jackson 4-13; Fiske 1--1. WF - Beal-Smith 20-130; Walker III 11-105; Ellison 5-27; Drawdy 2-13; Marshall 2-10; Kern 2-8; Hartman 2-7.

**PASSING:** Campbell - Williams 17-29-187; Hartlet 2-4-29; Donaldson 1-1-26; Fiske 0-2-0. WF - Hartman 12-16-166; Kern 4-5-109.

**RECEIVING:** Campbell - Kelsey 6-62; Hite 3-46; Barr 2-42; Williams 1-26; Fitez 2-22; Donaldson 2-17; Eason-Riddle 1-12; Williams, J 1-9; Frazier 1-4; Goco 1-2. WF - Perry 5-81; Kavel 1-48; Williams 2-44; Green 2-40; Roberson 2-21; Morin 2-20; Banks 1-17; Groulx 1-4.



**GAME 4**  
**WAKE FOREST**  
**VIRGINIA**

**40**  
**23**

OCTOBER 16 - TRUIST FIELD - WINSTON-SALEM, NC - ATTENDANCE: 2,186

WINSTON-SALEM, N.C. - Wake Forest football downed Virginia 40-23 Saturday afternoon for the fourth consecutive win against the Cavaliers. The four-game win streak is the longest for the Demon Deacons in series history.

The 40-points Wake Forest put up are the most against Virginia at home in series history. It is the second-most all-time in series history. The Demon Deacons scored 66 points at Virginia in 1975.

The Deacs were led by sophomore Kenneth Walker III who rushed for 128 yards and three touchdowns. The only other Wake touchdown came from redshirt sophomore A.T. Perry, who had two receptions for 53 yards. The first being the 40-yard touchdown reception opened the scoring, putting Wake Forest in front on the opening drive. Perry's second catch, a 13-yarder, set up a field goal later in the game.

Wake Forest has had a running back rush for three touchdowns in three consecutive games. Walker III also found the endzone three times at NC State. Christian Beal-Smith had three scores in the Deacs last win over Campbell.

Redshirt sophomore Sam Hartman finished the game going 16-of-27 with a season-high 306 passing yards and one touchdown. This is just the fourth time in Hartman's career he has thrown for over 300 yards. He did it twice in four games in 2019 and once in 2018 at Tulane in the season opener.

Traveon Redd, Zion Keith and Nick Anderson led the Deacs defensively with nine tackles each. Ryan Smenda and Justin Williams each added seven tackles. Five different Deacs added a tackle for loss to their statlines, including Boogie Basham, who extended his TFL streak to 22 games with a sack in the third quarter.

	1	2	3	4	Final
Wake Forest	14	6	3	17	40
Virginia	3	17	0	2	23

SCORING SUMMARY

1st Quarter

WF - Perry 40 yard pass from Hartman (Skiba kick), 13:08 0-7

WF - Walker 3 yard run (Skiba kick), 11:16 0-14  
UVA - Delaney 32 yard Field Goal, 6:59 3-14

2nd Quarter

UVA - Armstead 4 yard run (Delaney kick), 14:56 10-14  
WF - Sciba 32 yard Field Goal, 12:35 10-17  
UVA - Delaney 29 yard Field Goal, 8:26 13-17  
WF - Sciba 25 yard Field Goal, 5:04 13-20  
UVA - Taulapapa 15 yard run (Delaney kick), 1:49 20-20

3rd Quarter

WF - Sciba 38 yard Field Goal, 0:26 20-23

4th Quarter

UVA - Delaney 42 yard Field Goal, 13:28 23-23  
WF - Walker 75 yard run (Sciba kick), 13:14 23-30  
WF - Walker 9 yard run (Sciba kick), 11:38 23-37  
WF - Sciba 44 yard Field Goal, 5:36 23-40

	WF	UVA
<b>SCORE</b>	<b>40</b>	<b>23</b>
FIRST DOWNS	18	27
RUSHES-YARDS (NET)	42-174	38-218
PASSING YDS (NET)	309	202
PASSES COMP-ATT-INT	16-27-0	25-45-2
TOTAL OFFENSE PLAYS-YARDS	69-483	83-420
FUMBLE RETURNS-YARDS	0-0	0-0
PUNT RETURNS-YARDS	1-8	3-22
KICKOFF RETURNS-YARDS	0-0	5-114
INTERCEPTION RETURNS-YARDS	2-0	0-0
PUNTS (NUMBER-AVG)	5-47.2	4-45.0
FUMBLES-LOST	0-0	0-0
PENALTIES-YARDS	12-119	5-52
POSSESSION TIME	27:08	32:52
THIRD-DOWN CONVERSIONS	4 OF 15	4 OF 15
FOURTH-DOWN CONVERSIONS	1 OF 2	1 OF 2
RED-ZONE SCORES-CHANCES	5-5	4-6
SACKS BY: NUMBER-YARDS	1-3	3-24

**RUSHING:** UVA - Thompson 10-71; Taulpapa 10-68; Armstead 6-46; Simpson 5-24; Kemp 2-12; Stone 3-7; Kelly 1--1. Wake - Walker 23-128; Beal-Smith 14-58; Hartman 5--12.

**PASSING:** UVA - Stone 24-42-193; Armstead 1-3-9. Wake - Hartman 16-27-309.

**RECEIVING:** UVA - Kemp 9-68; Jana 4-48; Poljan 4-46; Kelly 5-26; Taulapapa 2-11; Simpson 1-3. WF - Roberson 7-126; Greene 4-73; Perry 2-53; Morin 1-32; Whiteheart 1-15; Chapman 1-10.

GAME RECAPS



**GAME 5**  
**#19 VIRGINIA TECH**  
**WAKE FOREST**

**16**  
**23**

OCTOBER 24 - TRUIST FIELD - WINSTON-SALEM, N.C. - ATTENDANCE - 2135

WINSTON-SALEM, N.C. - Wake Forest football defeated No. 19 Virginia Tech 23-16 Saturday afternoon at Truist Field.

The Deacs and Hokies have only faced off six times since 1984, with Saturday's contest being the 50th meeting in series history. This is also the first time since the 1970 ACC Championship season that Wake Forest has defeated Virginia and Virginia Tech in back-to-back weeks.

This is the Deacs first win over a ranked opponent since November 8, 2018, when they took down then-No. 14 NC State in Raleigh. Additionally, this is the first win over a ranked opponent at home since November 18, 2017, against then-No. 25 NC State.

Virginia Tech running back Kahlll Herbert entered Saturday's contest as the nation's leader in all-purpose yards, with 240.5 per game. The Wake defense held him to 87 all-purpose yards. Additionally, he came in averaging 148.0 yards per game and 9.7 yards a carry. Wake Forest's defense limited him to just 64 yards (3.4 average) in the game.

The Deacs were led defensively by freshman walk-on Nick Andersen who recorded three interceptions for the first time since 1987 and led the team in tackles with 11. Senior defensive end Boogie Basham extended his streak of consecutive games with a tackle for loss to 23 in the fourth quarter. Basham also tallied nine tackles for the Deacs, along with Justin Williams and A.J. Williams.

Sam Hartman pushed his streak to 155 passes without being intercepted. He was 12/17 with a long of 36 and rushed nine yards for his first rushing touchdown of the season. He is closing in on the season record for consecutive passes without an interception that is currently held by Tanner Price from 2012. Price threw 166 passes without an interception that year. Price also holds the Wake Forest career record with 181 passes without a pick.

	1	2	3	4	Final
Virginia Tech	0	10	3	3	16
Wake Forest	10	7	3	3	23

SCORING SUMMARY

1st Quarter

WF - Hartman 9 yard run (Sciba Kick), 9:31 0-7  
WF - Sciba 41 yard Field Goal, 2:11 0-10

2nd Quarter

VT - Johnson 28 yard Field Goal, 11:39 3-10  
VT - Mitchell 39 yard pass from Hooker (Johnson Kick), 8:40 10-10

3rd Quarter

WF - Walker 6 yard run (Sciba kick), 1:31 10-17  
WF - Sciba 46 yard Field Goal, 12:23 10-20

4th Quarter

VT - Johnson 31 yard Field Goal, 1:29 13-20  
WF - Sciba 28 yard Field Goal, 11:05 13-23

VT - Johnson 54 yard Field Goal, 2:38 16-23

	VT	WF
<b>SCORE</b>	<b>16</b>	<b>23</b>
FIRST DOWNS	28	18
RUSHES-YARDS (NET)	43-210	49-236
PASSING YDS (NET)	223	110
PASSES COMP-ATT-INT	17-35-3	12-17-0
TOTAL OFFENSE PLAYS-YARDS	78-433	66-346
FUMBLE RETURNS-YARDS	0-0	0-0
PUNT RETURNS-YARDS	1-4	0-0
KICKOFF RETURNS-YARDS	2-41	1-25
INTERCEPTION RETURNS-YARDS	0-0	3-0
PUNTS (NUMBER-AVG)	2-43.0	5-20.6
FUMBLES-LOST	3-0	0-0
PENALTIES-YARDS	10-112	6-79
POSSESSION TIME	30:18	29:42
THIRD-DOWN CONVERSIONS	5 OF 16	3 OF 14
FOURTH-DOWN CONVERSIONS	2 OF 2	3 OF 3
RED-ZONE SCORES-CHANCES	2-4	3-3
SACKS BY: NUMBER-YARDS	3-10	3-14

**RUSHING:** Virginia Tech - Hooker 17-98; Herbert 14-64; Blackshear 11-34; Bradburn 1-14. WF - Beal-Smith 13-129; Walker III 23-66; Hartman 11-43.

**PASSING:** Virginia Tech - Hooker 17-33-223. WF - Hartman 12-17-110.

**RECEIVING:** Virginia Tech - Turner 5-61; Mitchell 3-51; Herbert 2-39; Robinson 3-32; Gallo 3-21; Blackshear 1-19. WF - Roberson 6-46; Greene 1-36; Beal-Smith 1-14; Groulx 1-5; Walker 1-4; Perry 1-3; Morin 1-2.



**GAME 6**  
**WAKE FOREST**  
**SYRACUSE**

**38**  
**14**

OCTOBER 31 - TRUIST FIELD - SYRACUSE, NY - ATTENDANCE: 0

SYRACUSE, N.Y. - Wake Forest football extended its winning streak to four games with a 38-14 victory at Syracuse on Saturday.

This marks the first time since the 2007 season the Demon Deacons have had a perfect month of October. It is the second consecutive season Wake Forest has had a perfect month as the Deacs went 4-0 in September 2019. This is also the first time since 2011 the Deacs have had a three-game winning streak in conference play.

Kenneth Walker III continued to be one of the toughest running backs to stop in the entire country, finishing the day with his third three-touchdown game of the season. He has now scored 11 touchdowns this season, the first Wake player to do so since Josh Adams in 2007. The Deacs 18 touchdowns over the last five games have equaled their entire output from the 2019 season.

En route to the road victory, Sam Hartman broke the school record for consecutive passes without being intercepted. He finished the game going 19-for-33 for 250 yards, extending his streak to 189 passes without an interception. Additionally, Hartman is 16 attempts away from breaking Taylor Price's season record (166 in 2012).

In the third quarter of the game, Hartman hooked up with wide receiver Jaquarii Roberson for the longest offensive play of the season, connecting for an 80-yard touchdown.

The completion tied the fourth longest in Wake Forest history and was the longest since Marshall Williams to Chris Givens for 81 yards in 2010. Additionally, it is the longest offensive play since Walker III's 96-yard touchdown run against Rice in 2019.

For the second time in the last three games, Roberson posted a 100-plus yard game, tying a career-high with seven catches while also totaling a career-best 130 yards through the air. For the third time in the last four games, Wake Forest had a +3 or better turnover margin including interceptions from Trey Rucker and Gavin Holmes, becoming the eighth and ninth players this season to grab a pick for the Deacs.

	1	2	3	4	Final
Wake Forest	10	7	21	0	38
Syracuse	0	7	0	7	14

SCORING SUMMARY

1st Quarter

WF - Sciba 33 yard Field Goal, 10:06 3-0

WF - Walker 1 yard run (Sciba Kick), 3:37 10-0

2nd Quarter

Syr - Johnson 21 yard pass from Culpepper (Szmyt Kick), 4:17 10-7

WF - Walker 20 yard run (Sciba Kick), 1:19 17-7

3rd Quarter

WF - Roberson 80 yard pass from Hartman (Sciba Kick), 12:41 24-7

WF - Holmes 32 yard interception return (Sciba Kick), 12:32 31-7

WF - Walker 5 yard run (Sciba Kick), 3:09 38-7

4th Quarter

Syr - Benson 3 yard pass from Morgan (Szmyt Kick), 3:11 38-14

	WF	SYR
<b>SCORE</b>	<b>38</b>	<b>14</b>
FIRST DOWNS	26	13
RUSHES-YARDS (NET)	49-188	22-79
PASSING YDS (NET)	250	142
PASSES COMP-ATT-INT	19-33-0	22-34-2
TOTAL OFFENSE PLAYS-YARDS	82-438	56-221
FUMBLE RETURNS-YARDS	0-0	0-0
PUNT RETURNS-YARDS	2-3	1-26
KICKOFF RETURNS-YARDS	1-19	3-68
INTERCEPTION RETURNS-YARDS	2-32	0-0
PUNTS (NUMBER-AVG)	4-42.2	7-42.4
FUMBLES-LOST	0-0	0-0
PENALTIES-YARDS	7-57	8-81
POSSESSION TIME	36:14	23:46
THIRD-DOWN CONVERSIONS	9 OF 18	3 OF 11
FOURTH-DOWN CONVERSIONS	2 OF 4	1 OF 1
RED-ZONE SCORES-CHANCES	4 OF 4	2 OF 2
SACKS BY: NUMBER-YARDS	2-19	2-14

**RUSHING:** WF - Beal-Smith 19-87; Walker 16-79; Ellison 6-16; Hartman 6-10; Griffis 1-1; Kern 1--5. SYR - Lutz 15-81; Johnson 2-22; Pierre 1--2; Culpepper 4--22.

**PASSING:** WF - Hartman 19-33-250. SYR - Culpepper 15-27-85; Morgan 7-7-57.

**RECEIVING:** WF - Roberson 7-130; Greene 4-56; Morin 5-45; Groulx 2-15; 1-4. SYR - Hendrix 1-31; N. Johnson 2-25; Lutz 4-25; Jackson 4-24; Queeley 4-13; Harris 3-12; S. Johnson 1-3; Alford 1-3; Benson 1-3; Hackett 1-3.

GAME RECAPS



**GAME 7**  
**WAKE FOREST**  
**NORTH CAROLINA** **53**  
**59**

NOVEMBER 14 - KENAN STADIUM - CHAPEL HILL, N.C. - ATTENDANCE - 3535

CHAPEL HILL, N.C. - The Wake Forest football team saw its four-game winning streak come to an end at North Carolina, falling 59-53 against the Tar Heels.

The 112 combined points between the two schools marked the most in the series' 132-year history. The previous high in the series was 80 points coming in 1993.

Individually, redshirt sophomore quarterback Sam Hartman threw for a career-high 429 yards and tied his career-high with four touchdown passes. The 429 yards are tied for seventh in program history and he is just the third Wake Forest quarterback to have two career games with four or more touchdown passes (John Wolford - 2 and Riley Skinner - 2).

Additionally, the Cornelius, N.C. native extended his Wake Forest record to 234 passes without an interception, which ranks eighth in ACC history and is nine away from entering the top five on the list. His streak dates back to the final regular season game in 2019 at Syracuse.

Running back Kenneth Walker III continued to climb up the record books on Saturday, posting his fourth multi-rushing touchdown of the season. He now has 13 total during his sophomore season, which is tied for third and two away from tying the program record of 15 set by Brian Piccolo (1964) and Larry Russell (1971).

Redshirt junior Jaquarii Roberson continued to be one of the toughest wide receivers to stop in the country on Saturday. He posted yet another career game, ending with a career-best 12 catches for a career-high 167 and two touchdowns. His 12 receptions are the second most in the Dave Clawson era and tied for the 12th most in program history in a single game.

On the outside, sophomore Donavon Greene proved equally tough to stop with eight catches for 170 yards and two touchdowns, an average of 21.3 yards per catch.

Finally, redshirt junior Christian Beal-Smith finished the afternoon with a team-high 120 yards on 17 carries (7.1 yards per carry).

	1	2	3	4	Final
Wake Forest	14	21	10	8	53
North Carolina	17	7	7	28	59

SCORING SUMMARY

1st Quarter

WF - Walker 1 yard run (Sciba Kick), 7:58	7-0
NC - Newsome 75 yards pass from Howell (Atkins Kick), 7:47	7-7
NC - Atkins 26 yard Field Goal, 3:01	7-10
WF - Roberson 40 yard pass from Hartman (Sciba Kick), 2:06	14-10
NC - Brown 23 yard pass from Howell (Atkins Kick), 00:29	14-17

2nd Quarter

WF - Greene 17 yard pass from Hartman (Sciba Kick), 14:55	21-17
NC - Newsome 44 yard pass from Howell (Atkins Kick), 12:45	21-24
WF - Hartman fumble recovery (Sciba Kick), 10:26	28-24
WF - Walker 1 yard run (Sciba Kick), 1:28	35-24

3rd Quarter

WF - Sciba 41 yard Field Goal, 12:30	38-24
WF - Greene 18 yard pass from Hartman (Sciba Kick), 6:56	45-24
NC - Brown 4 yard pass from Howell (Atkins Kick), 4:43	45-31

4th Quarter

NC - Carter 46 yard pass from Howell (Atkins Kick), 14:51	45-38
NC - Walston 10 yard pass from Howell (Atkins Kick), 8:19	45-45
NC - Howell 20 yard run (Atkins Kick), 4:11	45-52
NC - Williams 15 yard run (Atkins Kick), 2:39	45-59
WF - Roberson 5 yard pass from Hartman (Chapman pass), 00:57	53-59

	WF	UNC
<b>SCORE</b>	<b>59</b>	<b>53</b>
FIRST DOWNS	30	30
RUSHES-YARDS (NET)	46-177	38-192
PASSING YDS (NET)	429	550
PASSES COMP-ATT-INT	29-45-0	32-45-1
TOTAL OFFENSE PLAYS-YARDS	91-606	83-742
FUMBLE RETURNS-YARDS	0-0	0-0
PUNT RETURNS-YARDS	1-0	1-4
KICKOFF RETURNS-YARDS	1-20	1-21
INTERCEPTION RETURNS-YARDS	1-0	0-0
PUNTS (NUMBER-AVG)	6-42.5	4-44.0
FUMBLES-LOST	1-0	0-0
PENALTIES-YARDS	4-20	6-58
POSSESSION TIME	28:48	31:12
THIRD-DOWN CONVERSIONS	9 OF 18	7 OF 14
FOURTH-DOWN CONVERSIONS	0 OF 1	1 OF 2
RED-ZONE SCORES-CHANCES	6-6	4-5
SACKS BY: NUMBER-YARDS	2-13	4-28

**RUSHING:** WF - Beal-Smith 17-120; Walker 13-51; Morin 2-5; Hartman 13-2. UNC - Williams 13-101; Carter 16-74; Howell 7-21.



**GAME 8**  
**WAKE FOREST**  
**LOUISVILLE** **21**  
**45**

DECEMBER 12 - CARDINAL STADIUM - LOUISVILLE, KY - ATTENDANCE: 10,959

LOUISVILLE, Ky. - The Wake Forest football team played its first game in 28 days and fell on the road to the Louisville Cardinals, 21-45.

This was just the third road contest of the season for the Demon Deacons, coming 28 days after playing North Carolina in Chapel Hill Nov. 14 and previously defeating Syracuse in Syracuse Oct. 31.

Wake's defense was able to hold Louisville to just seven total yards of offense and -22 rushing yards in the first quarter and take the early lead.

Grad transfer Miles Fox had a career day on the defensive line, with a career-high four tackles for loss. He also recorded a sack, making his season total 4.5, which is second on the team behind only Carlos "Boogie" Basham Jr.

Quarterback Sam Hartman ended his streak of consecutive passes thrown without an interception with 258 passes, dating back to the Syracuse game in 2019.

The streak ranks fifth in ACC history and was just 12 away from fourth. Hartman owns the Wake Forest season record as he broke Tanner Price's mark (166 in 2012) against North Carolina.

The Cornelius, N.C. native went 219 throws this season without an INT.

Coming into the game, Wake Forest was the only school in the ACC without an interception this season and the only school in the country to play more than three games without an interception.

Christian Beal-Smith led Wake forest in rushing with fourteen carries for 58 yards and a long of 14.

Freshman running back Justice Ellison made just his third appearance of the season for the Demon Deacons, recording 50 yards on just nine carries with a long of 17 and a team-high 5.6 average yards per carry.

Kicker Nick Sciba started the season 2-5 but has since made 12 straight field goals since and was 2-for-2 today.

He came into the game with the third-longest streak in the country.

In his career, Sciba owns a .891 field goal percentage (57-of-64), which ranks second in ACC history and is a Wake Forest program record.

	1	2	3	4	Final
Wake Forest	7	3	3	8	21
Louisville	0	21	7	17	45

SCORING SUMMARY

1st Quarter

WF - Morin 10 yard pass from Hartman (Sciba kick), 8:04	7-0
---	-----

2nd Quarter

UL - Hall 2 yard run (Turner kick), 6:46	7-7
WF - Sciba 45 yard Field Goal, 4:57	10-7
UL - Cunningham 5 yard run (Turner kick), 4:09	10-14
UL - Hall 1 yard run (Turner kick), 1:04	10-21

3rd Quarter

UL - Sherman 4 yard pass from Cunningham (Turner kick), 8:04	10-28
WF - Sciba 31 yard Field Goal, 5:26	13-28

4th Quarter

WF - Roberson 37 yard pass from Hartman (Roberson pass), 13:24	21-28
UL - Watkins 23 yard run (Turner kick), 7:17	21-35
UL - Turner 40 yard Field Goal, 5:36	21-38
UL - Ford 22 yard pass from Cunningham (Turner kick), 2:17	21-45

	WF	UL
<b>SCORE</b>	<b>21</b>	<b>45</b>
FIRST DOWNS	17	19
RUSHES-YARDS (NET)	31-127	47-254
PASSING YDS (NET)	224	199
PASSES COMP-ATT-INT	17-41-1	17-23-0
TOTAL OFFENSE PLAYS-YARDS	72-351	70-453
FUMBLE RETURNS-YARDS	0-0	0-0
PUNT RETURNS-YARDS	0-0	0-0
KICKOFF RETURNS-YARDS	7-98	2-31
INTERCEPTION RETURNS-YARDS	0-0	1-21
PUNTS (NUMBER-AVG)	6-41.5	4-43.5
FUMBLES-LOST	2-1	0-0
PENALTIES-YARDS	5-39	7-32
POSSESSION TIME	23:04	36:56
THIRD-DOWN CONVERSIONS	7 OF 18	7 OF 14
FOURTH-DOWN CONVERSIONS	1 OF 2	0 OF 2
RED-ZONE SCORES-CHANCES	2 OF 2	4 OF 5
SACKS BY: NUMBER-YARDS	2-17	1-10

**RUSHING:** WF - Beal-Smith 14-58; Ellison 9-53; Hartman 4-11; Marshall 4-8. UL - Mitchell 20-168; Cunningham 13-38; Hall 12-27; Watkins 1-23; Harwell 1--2.

**PASSING:** WF- Hartman 17-41-224. UL - Cunningham 16-22-195; Harwell 1-1-4.

**RECEIVING:** WF - Roberson 9-138; Whiteheart 2-38; Morin 2-23; Perry 1-14; Chapman 1-7; Beal-Smith 1-4. UL - Fitzpatrick 6-77; Smith 3-53; Ford 3-35; Sherman 3-19; Watkins 2-15

# GAME RECAPS



## GAME 12 WAKE FOREST WISCONSIN

28  
42

DECEMBER 30 - BANK OF AMERICA STADIUM - CHARLOTTE, N.C. - ATTENDANCE - 1500

**CHARLOTTE, N.C.** - The Wake Forest football team fell to Wisconsin, 42-28, in the Duke's Mayo Bowl on Wednesday afternoon.

The Deacs are now 15-12 all-time in neutral site games played in Charlotte. It snapped a three-game winning streak in the Queen City that included 2017 Belk Bowl and 2007 Meineke Car Care Bowl wins.

A four-game winning streak in October highlighted the Demon Deacons' run to a program record fifth-straight bowl appearance. The streak is the third longest in the ACC, trailing just Clemson and Miami (FL).

Redshirt junior wide receiver Jaquarii Roberson continued to cement his season as one of the best in Wake Forest history. The Murfreesboro, N.C. native caught a touchdown on his first three targets in the game, setting a new career best.

With 131 yards in the game, he became just the third player in program history to have four consecutive 100-yard receiving games, which also tied a program record. He joined Chris Givens in 2011 and Wayne Baumgardner in 1979 who each had streaks of four in their respective seasons.

Despite playing in just nine games this season, Roberson jumped into the top-10 in single season receiving yards. His 926 receiving yards in 2020 is 10th in Wake Forest history. He became the fourth receiver in the last three seasons to crack into the top 10, joining Sage Surratt, Greg Dortch and Kendall Hinton.

He also now leads the ACC in receiving yards per game with a season average of 102.9 yards per game.

Additionally in the Duke's Mayo Bowl, redshirt freshman wide receiver Donavon Greene had his second consecutive 100-yard receiving game, posting six catches for 122 yards (20.3 average). He ended the season with 582 yards on 29 catches (20.1 average). Defensively, redshirt junior linebacker Ryan Smenda Jr. had a career day with a career-best 16 tackles, which included a career-best 2.5 tackles-for-loss. Fellow linebacker Ja'Quez Williams also finished the afternoon 11 stops and recorded double-digit tackles for the second time this season.

	1	2	3	4	Final
<b>Wake Forest</b>	14	0	7	7	28
<b>Wisconsin</b>	0	14	14	14	42

### SCORING SUMMARY

#### 1st Quarter

WF - J Roberson 4 yd pass from S Hartman (J Crane kick) 9 plays, 65 yards, TOP 3:39 7-0  
 WF - J Roberson 18 yd pass from S Hartman (J Crane kick) 6 plays, 71 yards, TOP 1:59 14-0

#### 2nd Quarter

WIS - Chenal, John 2 yd run (Larsh, Collin kick), 11 plays, 75 yards, TOP 6:28 14-7  
 WIS - Mertz, Graham 1 yd run (Larsh, Collin kick), 5 plays, 9 yards, TOP 2:13 14-14

#### 3rd Quarter

WF - J Roberson 8 yd pass from S Hartman (J Crane kick) 5 plays, 50 yards, TOP 1:51 21-14  
 WIS - Mertz, Graham 1 yd run (Larsh, Collin kick), 5 plays, 33 yards, TOP 2:15 21-21  
 WIS - Stokke, Mason 14 yd pass from Mertz, Graham (Larsh, Collin kick) 2 plays, 32 yards, TOP 0:44 21-28

#### 4th Quarter

WIS - Groshek, G. 1 yd run (Larsh, Collin kick), 2 plays, 2 yards, TOP 0:40 21-35  
 WIS - Berger, Jalen 1 yd run (Larsh, Collin kick), 1 plays, 3 yards, TOP 0:09 21-42  
 WF - C Beal-Smith 1 yd run (J Crane kick), 12 plays, 59 yards, TOP 2:08 28-42

	WF	WIS
<b>SCORE</b>	<b>28</b>	<b>42</b>
FIRST DOWNS	27	19
NET YARDS RUSHING	35-111	44-122
NET YARDS PASSING	407	144
COMP. - ATT. - INT.	24-52-4	13-20-1
TOTAL OFFENSE YARDS	87-518	64-266
FUMBLES - LOST	1-0	2-0
PENALTIES - YARDS	5-26	6-39
PUNTS-YARDS	4-34.2	6-33.5
PUNT RETURN: TOTAL - YARDS - TDS	1-9-0	3-12-0
INT: TOTAL - YARDS - TDS	1-0-0	4-176-0
FUMBLE RETURN: TOTAL - YARDS - TDS	0-0-0	0-0-0
POSSESSION TIME	26:08	33:52
3RD DOWN CONVERSIONS	7-16	3-11
4TH DOWN CONVERSIONS	1-4	1-1
RED-ZONE SCORES-CHANCES	4-5	6-6
SACKS: TOTAL - YARDS	0-0	1-5
FIELD GOALS: TOTAL - MADE	0-0-0-1	

**RUSHING:** WF - Beal-Smith 21-82; ELLISON 6-19; Hartman 5-8; Kern 3-2. WIS - Groshek 13-41; Berger 15-34; Chandler 1-18, Mertz 5-12, Wolf 2-12, Chenal 5-7, Stokke 1-(-1), 1-(-2)

**PASSING:** WF - Hartman 20-37-318; Kern 2-8-61; Griffis 2-7-28. WIS - Mertz 11-17-130; Wolf 2-3-14

**RECEIVING:** WF - Roberson 8-131; Greene 6-122;; Morin 5-91; Chapman 2-40; Beal-Smith 2-20; Ellison 1-3. WIS - Dunn 6-60; Groshek 3-14; Dike 2-35; Ferguson 1-21; Stokke 1-14.





2020-21 Wake Forest Men's Football  
Game Results  
All games

Team Results

	Date	Opponent		Score	Overall	Conf	Time	Attend
*	09/12/2020	Clemson	L	13-37	0-1	0-1	3:17	68
*	09/19/2020	at NC State	L	42-45	0-2	0-2	3:26	350
	10/02/2020	Campbell	W	66-14	1-2	0-2	3:07	2058
*	10/17/2020	Virginia	W	40-23	2-2	1-2	3:30	2186
*	10/24/2020	Virginia Tech	W	23-16	3-2	2-2	3:09	2135
*	10/31/2020	at Syracuse	W	38-14	4-2	3-2	3:12	0
*	11/14/2020	at North Carolina	L	53-59	4-3	3-3	3:39	3535
*	12/12/2020	at Louisville	L	21-45	4-4	3-4	3:16	10959
	12/30/2020	vs Wisconsin	L	28-42	4-5	3-4	3:37	1500



**2020-21 Wake Forest Men's Football  
Team Game-by-Game  
All games**

Date	Opponent	Rushing				Receiving				Passing				Kick Returns				Punt Returns				tot off
		no.	yds	td	lg	no.	yds	td	lg	cmp-att-int	yds	td	lg	no.	yds	td	lg	no.	yds	td	lg	
09/12/2020	Clemson	34	37	0	12	19	293	1	55	19-38-0	293	1	55	1	27	0	27	3	38	0	15	330
09/19/2020	at NC State	49	149	4	31	23	236	1	27	23-36-0	236	1	27	0	0	0	0	2	38	0	26	385
10/02/2020	Campbell	45	299	6	27	16	275	1	48	16-21-0	275	1	48	3	147	1	96	0	0	0	0	574
10/17/2020	Virginia	42	174	3	75	16	309	1	49	16-27-0	309	1	49	0	0	0	0	1	8	0	8	483
10/24/2020	Virginia Tech	49	206	2	58	12	110	0	36	12-17-0	110	0	36	1	25	0	25	0	0	0	0	316
10/31/2020	at Syracuse	49	187	3	20	19	250	1	80	19-33-0	250	1	80	1	19	0	19	2	3	0	4	437
11/14/2020	at North Carolina	46	177	3	37	29	429	4	46	29-45-0	429	4	46	1	20	0	20	1	0	0	0	606
12/12/2020	at Louisville	31	127	0	17	17	224	2	44	17-41-1	224	2	44	7	98	0	27	0	0	0	0	351
12/30/2020	vs Wisconsin	35	111	1	28	24	407	3	46	24-52-4	407	3	46	1	16	0	16	1	9	0	9	518
<b>Wake Forest</b>		<b>380</b>	<b>1467</b>	<b>22</b>	<b>75</b>	<b>175</b>	<b>2533</b>	<b>14</b>	<b>80</b>	<b>175-310-5</b>	<b>2533</b>	<b>14</b>	<b>80</b>	<b>15</b>	<b>352</b>	<b>1</b>	<b>96</b>	<b>10</b>	<b>96</b>	<b>0</b>	<b>26</b>	<b>4000</b>
<b>Opponents</b>		<b>365</b>	<b>1650</b>	<b>20</b>	<b>70</b>	<b>189</b>	<b>2271</b>	<b>17</b>	<b>75</b>	<b>189-298-13</b>	<b>2271</b>	<b>17</b>	<b>75</b>	<b>21</b>	<b>469</b>	<b>0</b>	<b>59</b>	<b>9</b>	<b>52</b>	<b>0</b>	<b>26</b>	<b>3921</b>

**Wake Forest Averages**

Games	Avg/ rush	Avg/ catch	Pass effic	KR avg	PR avg	All purpose avg/game	Total offense avg/game
9	3.9	14.5	136.8	23.5	9.6	508.9	444.4

Date	Opponent	Tackles				Sacks	Fumble	Pass Defense			blkd	PAT attempts			off			
		ua	a	total	tfl-yds	no-yds	ff	fr-yds	int-yds	qbh	brup	kick	kick	rush	rcv	saf	t/o	pts
09/12/2020	Clemson	49	32	81	5.0-38	3-32	0	0-0	1-5	0	3	0	1-1	0	0	0	7	13
09/19/2020	at NC State	28	54	82	11.0-24	1-10	1	0-0	1-45	4	0	0	6-6	0	0	0	7	42
10/02/2020	Campbell	40	30	70	7.0-19	3-7	3	2-0	2-50	3	3	0	9-9	0	0	0	21	66
10/17/2020	Virginia	50	32	82	5.0-7	1-3	0	1-0	2-0	3	7	0	4-4	0	0	0	10	40
10/24/2020	Virginia Tech	47	28	75	6.0-30	3-14	3	0-0	3-0	1	4	0	2-2	0	0	0	0	23
10/31/2020	at Syracuse	39	6	45	6.0-27	2-19	1	1-0	2-32	1	4	0	5-5	0	0	0	7	38
11/14/2020	at North Carolina	42	28	70	7.0-20	2-13	0	0-0	1-0	4	3	0	6-6	0	1	0	0	53
12/12/2020	at Louisville	47	24	71	10.0-31	2-17	0	0-0	0-0	1	1	0	1-1	0	1	0	0	21
12/30/2020	vs Wisconsin	41	34	75	6.0-19	0-0	0	0-0	1-0	1	1	1	4-4	0	0	0	0	28
<b>Wake Forest</b>		<b>383</b>	<b>268</b>	<b>651</b>	<b>63.0-215</b>	<b>17-115</b>	<b>8</b>	<b>4-0</b>	<b>13-132</b>	<b>18</b>	<b>26</b>	<b>1</b>	<b>38-38</b>	<b>0</b>	<b>2</b>	<b>0</b>	<b>52</b>	<b>324</b>
<b>Opponents</b>		<b>390</b>	<b>268</b>	<b>658</b>	<b>66.0-257</b>	<b>27-168</b>	<b>6</b>	<b>2-0</b>	<b>5-197</b>	<b>16</b>	<b>35</b>	<b>2</b>	<b>37-37</b>	<b>0</b>	<b>0</b>	<b>0</b>	<b>34</b>	<b>295</b>

Date	Opponent	Punting										Field Goals			Kickoffs			
		no.	yds	avg	long	blkd	tb	fc	50+	i20	md-att	long	blkd	no.	yds	avg	tb	ob
09/12/2020	Clemson	6	242	40.3	59	0	1	1	2	2	2-4	42	1	4	260	65.0	3	0
09/19/2020	at NC State	4	116	29.0	46	0	0	0	0	1	0-0	0	0	7	395	56.4	3	1
10/02/2020	Campbell	0	0	0.0	0	0	0	0	0	0	1-2	41	0	11	702	63.8	7	0
10/17/2020	Virginia	5	236	47.2	52	0	0	1	2	0	4-4	44	0	9	525	58.3	3	0
10/24/2020	Virginia Tech	5	206	41.2	55	0	1	1	2	1	3-3	46	0	6	382	63.7	4	0
10/31/2020	at Syracuse	4	169	42.3	47	0	0	3	0	1	1-1	33	0	7	446	63.7	4	0
11/14/2020	at North Carolina	6	255	42.5	51	0	0	5	1	3	1-1	41	0	8	519	64.9	7	0
12/12/2020	at Louisville	6	249	41.5	66	0	2	1	2	1	2-2	45	0	5	311	62.2	3	0
12/30/2020	vs Wisconsin	4	137	34.3	48	1	0	0	0	1	0-0	0	0	5	289	57.8	2	0
<b>Wake Forest</b>		<b>40</b>	<b>1610</b>	<b>40.3</b>	<b>66</b>	<b>1</b>	<b>4</b>	<b>12</b>	<b>9</b>	<b>10</b>	<b>14-17</b>	<b>46</b>	<b>1</b>	<b>62</b>	<b>3829</b>	<b>61.8</b>	<b>36</b>	<b>1</b>
<b>Opponents</b>		<b>40</b>	<b>1674</b>	<b>41.9</b>	<b>58</b>	<b>0</b>	<b>2</b>	<b>17</b>	<b>9</b>	<b>16</b>	<b>12-17</b>	<b>54</b>	<b>1</b>	<b>55</b>	<b>3443</b>	<b>62.6</b>	<b>35</b>	<b>4</b>



**2020-21 Wake Forest Men's Football  
Opponents Game-by-Game  
All games**

Date	Opponent	Rushing				Receiving				Passing				Kick Returns				Punt Returns				tot off		
		no.	yds	td	lg	no.	yds	td	lg	cmp	att	int	yds	td	lg	no.	yds	td	lg	no.	yds		td	lg
09/12/2020	Clemson	46	185	3	29	26	376	1	42	26	36	1	376	1	42	1	15	0	15	0	0	0	0	561
09/19/2020	at NC State	49	270	4	33	17	193	2	32	17	24	1	193	2	32	1	24	0	24	0	0	0	0	463
10/02/2020	Campbell	38	120	0	11	20	242	2	36	20	36	2	242	2	36	4	76	0	29	0	0	0	0	362
10/17/2020	Virginia	38	218	2	22	25	202	0	19	25	45	2	202	0	19	5	114	0	33	3	22	0	12	420
10/24/2020	Virginia Tech	43	210	0	24	17	223	1	39	17	35	3	223	1	39	2	41	0	23	1	-4	0	0	433
10/31/2020	at Syracuse	22	79	0	18	22	142	2	31	22	34	2	142	2	31	3	68	0	25	1	26	0	26	221
11/14/2020	at North Carolina	38	192	2	26	32	550	6	75	32	45	1	550	6	75	1	21	0	21	1	-4	0	0	742
12/12/2020	at Louisville	47	254	4	70	17	199	2	29	17	23	0	199	2	29	2	31	0	16	0	0	0	0	453
12/30/2020	vs Wisconsin	44	122	5	18	13	144	1	27	13	20	1	144	1	27	2	79	0	59	3	12	0	0	266
<b>Opponents</b>		<b>365</b>	<b>1650</b>	<b>20</b>	<b>70</b>	<b>189</b>	<b>2271</b>	<b>17</b>	<b>75</b>	<b>189</b>	<b>298</b>	<b>13</b>	<b>2271</b>	<b>17</b>	<b>75</b>	<b>21</b>	<b>469</b>	<b>0</b>	<b>59</b>	<b>9</b>	<b>52</b>	<b>0</b>	<b>26</b>	<b>3921</b>
<b>Wake Forest</b>		<b>380</b>	<b>1467</b>	<b>22</b>	<b>75</b>	<b>175</b>	<b>2533</b>	<b>14</b>	<b>80</b>	<b>175</b>	<b>310</b>	<b>5</b>	<b>2533</b>	<b>14</b>	<b>80</b>	<b>15</b>	<b>352</b>	<b>1</b>	<b>96</b>	<b>10</b>	<b>96</b>	<b>0</b>	<b>26</b>	<b>4000</b>

**Opponents Averages**

Games	Avg/ rush	Avg/ catch	Pass effic	KR avg	PR avg	All purpose avg/game	Total offense avg/game
9	4.5	12.0	137.5	22.3	5.8	515.4	435.7

Date	Opponent	Tackles			Sacks	Fumble	Pass Defense			blkd	PAT attempts			off				
		ua	a total	tfl-yds	no-yds	ff	fr-yds	int-yds	qbh	brup	kick	kick	rush	rcv	saf	t/o	pts	
09/12/2020	Clemson	43	24	67	11.0-43	6-32	0	0-0	0-0	3	5	1	4-4	0	0	0	0	37
09/19/2020	at NC State	46	42	88	12.0-45	6-30	2	1-0	0-0	2	7	0	6-6	0	0	0	3	45
10/02/2020	Campbell	41	24	65	4.0-9	1-5	0	0-0	0-0	0	2	0	2-2	0	0	0	0	14
10/17/2020	Virginia	37	32	69	7.0-29	3-24	1	0-0	0-0	1	4	0	2-2	0	0	0	0	23
10/24/2020	Virginia Tech	43	28	71	10.0-39	3-20	0	0-0	0-0	2	1	0	1-1	0	0	0	0	16
10/31/2020	at Syracuse	57	14	71	6.0-24	2-14	0	0-0	0-0	4	3	0	2-2	0	0	0	0	14
11/14/2020	at North Carolina	53	28	81	7.0-33	4-28	1	0-0	0-0	2	3	0	8-8	0	0	0	0	59
12/12/2020	at Louisville	31	38	69	4.0-19	1-10	1	1-0	1-21	2	4	0	6-6	0	0	0	10	45
12/30/2020	vs Wisconsin	39	38	77	5.0-16	1-5	1	0-0	4-176	0	6	1	6-6	0	0	0	21	42
<b>Opponents</b>		<b>390</b>	<b>268</b>	<b>658</b>	<b>66.0-257</b>	<b>27-168</b>	<b>6</b>	<b>2-0</b>	<b>5-197</b>	<b>16</b>	<b>35</b>	<b>2</b>	<b>37-37</b>	<b>0</b>	<b>0</b>	<b>0</b>	<b>34</b>	<b>295</b>
<b>Wake Forest</b>		<b>383</b>	<b>268</b>	<b>651</b>	<b>63.0-215</b>	<b>17-115</b>	<b>8</b>	<b>4-0</b>	<b>13-132</b>	<b>18</b>	<b>26</b>	<b>1</b>	<b>38-38</b>	<b>0</b>	<b>2</b>	<b>0</b>	<b>52</b>	<b>324</b>

Date	Opponent	Punting										Field Goals			Kickoffs			
		no.	yds	avg	long	blkd	tb	fc	50+	i20	md-att	long	blkd	no.	yds	avg	tb	ob
09/12/2020	Clemson	5	215	43.0	56	0	1	1	1	1	3-3	52	0	7	452	64.6	6	0
09/19/2020	at NC State	4	150	37.5	50	0	0	2	1	2	1-1	30	0	8	509	63.6	6	1
10/02/2020	Campbell	4	186	46.5	55	0	1	1	1	1	0-1	0	0	3	191	63.7	0	0
10/17/2020	Virginia	4	180	45.0	55	0	0	2	1	2	3-4	42	0	6	386	64.3	5	1
10/24/2020	Virginia Tech	2	86	43.0	46	0	0	2	0	1	3-5	54	0	4	259	64.8	3	0
10/31/2020	at Syracuse	7	297	42.4	53	0	0	3	3	3	0-0	0	0	2	130	65.0	1	0
11/14/2020	at North Carolina	4	176	44.0	50	0	0	2	1	2	1-1	26	0	10	647	64.7	8	1
12/12/2020	at Louisville	4	174	43.5	58	0	0	2	1	2	1-1	40	0	8	423	52.9	1	0
12/30/2020	vs Wisconsin	6	210	35.0	49	0	0	2	0	2	0-1	0	1	7	446	63.7	5	1
<b>Opponents</b>		<b>40</b>	<b>1674</b>	<b>41.9</b>	<b>58</b>	<b>0</b>	<b>2</b>	<b>17</b>	<b>9</b>	<b>16</b>	<b>12-17</b>	<b>54</b>	<b>1</b>	<b>55</b>	<b>3443</b>	<b>62.6</b>	<b>35</b>	<b>4</b>
<b>Wake Forest</b>		<b>40</b>	<b>1610</b>	<b>40.3</b>	<b>66</b>	<b>1</b>	<b>4</b>	<b>12</b>	<b>9</b>	<b>10</b>	<b>14-17</b>	<b>46</b>	<b>1</b>	<b>62</b>	<b>3829</b>	<b>61.8</b>	<b>36</b>	<b>1</b>



2020-21 Wake Forest Men's Football  
Overall Team Statistics  
All games

Team Statistics

	WAKE	OPP
<b>Scoring</b>	<b>324</b>	<b>295</b>
Points per game	36.0	32.8
Points Off Turnovers	52	34
<b>First Downs</b>	<b>211</b>	<b>209</b>
Rushing	83	100
Passing	109	91
Penalty	19	18
<b>Rushing Yardage</b>	<b>1467</b>	<b>1650</b>
Yards gained rushing	1731	1913
Yards lost rushing	264	263
Rushing attempts	380	365
Average per rush	3.9	4.5
Average per game	163.0	183.3
TDs Rushing	22	20
<b>Passing Yardage</b>	<b>2533</b>	<b>2271</b>
Comp-Att-Int	175-310-5	189-298-13
Average per pass	8.2	7.6
Average per catch	14.5	12.0
Average per game	281.4	252.3
TDs Passing	14	17
<b>Total offense</b>	<b>4000</b>	<b>3921</b>
Total plays	690	663
Average per play	5.8	5.9
Average per game	444.4	435.7
<b>Kick returns: #-Yards</b>	<b>15-352</b>	<b>21-469</b>
<b>Punt returns: #-Yards</b>	<b>10-96</b>	<b>9-52</b>
<b>Int returns: #-Yards</b>	<b>13-132</b>	<b>5-197</b>
<b>Kick return average</b>	<b>23.5</b>	<b>22.3</b>
<b>Punt return average</b>	<b>9.6</b>	<b>5.8</b>
<b>Int return average</b>	<b>10.2</b>	<b>39.4</b>
<b>Fumbles-Lost</b>	<b>7-2</b>	<b>12-4</b>
<b>Penalties-Yards</b>	<b>48-401</b>	<b>57-531</b>
Average per game	44.6	59.0
<b>Punts-Yards</b>	<b>40-1610</b>	<b>40-1674</b>
Average per punt	40.3	41.9
Net punt average	37.0	38.5
<b>Kickoffs-Yards</b>	<b>62-3829</b>	<b>55-3443</b>
Average per kick	61.8	62.6
Net kick average	39.7	40.3
<b>Time of possession / game</b>	<b>27:52</b>	<b>32:08</b>
<b>3rd-down conversion</b>	<b>56/138</b>	<b>52/125</b>
3rd-down pct	41%	42%
<b>4rd-down conversion</b>	<b>10/21</b>	<b>6/10</b>



2020-21 Wake Forest Men's Football  
Overall Team Statistics  
All games

	<b>WAKE</b>	<b>OPP</b>
4rd-down pct	48%	60%
<b>Sacks by-Yards</b>	<b>17-115</b>	<b>27-168</b>
<b>Misc Yards</b>	<b>0</b>	<b>0</b>
<b>Touchdowns scored</b>	<b>40</b>	<b>37</b>
<b>Field goals - attempts</b>	<b>14-17</b>	<b>12-17</b>
<b>On-Side kicks</b>	<b>0-0</b>	<b>0-0</b>
<b>Red-zone scores</b>	<b>(40-43) 93%</b>	<b>(35-41) 85%</b>
<b>Red-zone touchdowns</b>	<b>(31-43) 72%</b>	<b>(28-41) 68%</b>
<b>PAT-attempts</b>	<b>(40-40) 0%</b>	<b>(37-37) 0%</b>
<b>Attendance</b>	<b>6447</b>	<b>14844</b>
Games / Avg per game	4/1612	4/3711
Neutral site games	-	1/1500

**Score by Periods**

<b>Team</b>	<b>1st</b>	<b>2nd</b>	<b>3rd</b>	<b>4th</b>	<b>OT</b>	<b>TOT</b>
Wake Forest	90	68	92	74	0	324
Opponents	48	103	62	82	0	295



**2020-21 Wake Forest Men's Football  
Overall Defense Statistics  
All games**

**Team Defense**

##	Player	gp	Tackles				tfl/yds	Sacks		Pass defense		Fumbles		blkd	
			ua	a	tot	no-yds		int-yds	brup	qbh	fr-yds	ff	kick	saf	
8	Ja'Cquez Williams	9	41	32	73	6-26	2-21	.	1	2	.	1	.	.	
45	Nick Andersen	9	47	16	63	1-2	.	4-0	5	.	1-0	.	.	.	
5	Ryan Smenda, Jr.	9	26	26	52	5-23	1-8	.	.	3	.	1	.	.	
1	Traveon Redd	8	21	25	46	4.5-13	.	1-5	1	2	.	.	.	.	
6	Ja'Sir Taylor	9	34	8	42	1-1	.	2-45	6	.	.	.	1	.	
4	JaCorey Johns	9	17	15	32	6.5-13	2-4	.	.	3	.	.	.	.	
2	Zion Keith	5	23	8	31	1-1	.	1-45	1	.	1-0	.	.	.	
2	Aj Williams	7	16	14	30	2.5-13	1-10	1-5	2	1	.	.	.	.	
9	Carlos Basham, Jr.	6	20	8	28	5.5-40	5-39	.	1	2	.	1	.	.	
29	Caelen Carson	8	19	6	25	.	.	1-0	4	.	.	1	.	.	
1	Luke Masterson	4	13	12	25	1.5-5	.	.	.	.	.	.	.	.	
1	Miles Fox	9	17	7	24	10.5-35	3.5-23	.	1	1	1-0	.	.	.	
58	Chase Monroe	8	7	12	19	2-6	0.5-3	.	.	.	.	.	.	.	
1	Trey Rucker	5	12	7	19	.	.	1-0	1	.	.	.	.	.	
1	Sulaiman Kamara	7	7	8	15	3-3	.	.	.	.	.	.	.	.	
21	Chase Jones	6	3	10	13	1.5-2	.	.	.	1	.	1	.	.	
4	Rondell Bothroyd	4	2	9	11	1-4	.	.	.	1	.	.	.	.	
1	Shamar McCollum	6	4	6	10	2-4	.	.	.	1	.	.	.	.	
95	Dion Bergan, Jr.	6	3	7	10	3.5-16	1-6	.	.	1	.	.	.	.	
46	DJ Taylor	4	3	4	7	0.5-1	.	.	.	.	.	.	.	.	
3	Nasir Greer	2	3	4	7	.	.	.	.	.	.	1	.	.	
0	Tyriq Hardimon	2	4	2	6	.	.	.	2	.	.	.	.	.	
25	J.J. Roberts	3	3	2	5	.	.	.	.	.	.	1	.	.	
1	Kenneth Dicks III	4	4	1	5	.	.	.	.	.	1-0	1	.	.	
51	Will Smart	3	3	2	5	2-3	1-1	.	.	.	.	.	.	.	
38	Peyton Woulard	4	2	2	4	.	.	.	.	.	.	.	.	.	
93	Isaiah Chaney	3	2	2	4	1.5-2	.	.	.	.	.	.	.	.	
97	Royce Francis	2	3	1	4	.	.	.	.	.	.	.	.	.	
20	Coby Davis	1	4	.	4	.	.	.	.	.	.	.	.	.	
3	Jasheen Davis	1	2	1	3	.	.	.	.	.	.	.	.	.	
39	Keegan Good	3	2	1	3	.	.	1-0	.	.	.	.	.	.	
24	Gavin Holmes	2	3	.	3	.	.	1-32	.	.	.	.	.	.	
1	Jaylen Hudson	3	2	1	3	.	.	.	.	.	.	.	.	.	
7	Tyler Williams	1	.	2	2	.	.	.	.	.	.	.	.	.	
81	Ke'Shawn Williams	2	2	.	2	.	.	.	.	.	.	.	.	.	
44	Justin Williams	2	.	2	2	.	.	.	.	.	.	.	.	.	
10	Sam Hartman	1	2	.	2	.	.	.	.	.	.	.	.	.	
26	Christian Beal-Smith	2	2	.	2	.	.	.	.	.	.	.	.	.	
42	Jack Crane	1	.	1	1	.	.	.	.	.	.	.	.	.	
17	Leo Kelly	1	.	1	1	.	.	.	.	.	.	.	.	.	
83	Taylor Morin	1	1	.	1	.	.	.	.	.	.	.	.	.	



2020-21 Wake Forest Men's Football  
Overall Defense Statistics  
All games

##	Player	gp	Tackles				Sacks	Pass defense			Fumbles		blkd	
			ua	a	tot	tfl/yds		no-yds	int-yds	brup	qbh	fr-yds	ff	kick
28	Quinton Cooley	1	1	.	1	.	.	.	.	.	.	.	.	.
30	Ahmani Marshall	1	1	.	1	.	.	.	.	.	.	.	.	.
92	Adam Winter	1	.	1	1	.	.	.	.	.	.	.	.	.
85	Blake Whiteheart	1	1	.	1	1-2	.	.	.	.	.	.	.	.
90	Jacob Zuhr	1	.	1	1	.	.	.	.	.	.	.	.	.
4	Nick Sciba	1	.	1	1	.	.	.	.	.	.	.	.	.
14	Justice Ellison	1	1	.	1	.	.	.	.	.	.	.	.	.
27	Isaiah Isaac	1	.	.	.	.	.	.	1	.	.	.	.	.
9	Ivan Mora	1	.	.	.	.	.	.	.	.	.	.	1	.
<b>Totals</b>		<b>9</b>	<b>383</b>	<b>268</b>	<b>651</b>	<b>63-215</b>	<b>17-115</b>	<b>13-132</b>	<b>26</b>	<b>18</b>	<b>4-0</b>	<b>8</b>	<b>1</b>	<b>0</b>
Opponents		9	390	268	658	66-257	27-168	5-197	35	16	2-0	6	2	0



2020-21 Wake Forest Men's Football  
Team Game Highs  
All games

Wake Forest - Game Highs

<b>RUSHES</b>	49	at Syracuse (10/31/2020)
	49	Virginia Tech (10/24/2020)
	49	at NC State (09/19/2020)
<b>YARDS RUSHING</b>	299	Campbell (10/02/2020)
<b>YARDS PER RUSH</b>	6.6	Campbell (10/02/2020)
<b>TD RUSHES</b>	6	Campbell (10/02/2020)
<b>PASS ATTEMPTS</b>	52	vs Wisconsin (N) (12/30/2020)
<b>PASS COMPLETIONS</b>	29	at North Carolina (11/14/2020)
<b>YARDS PASSING</b>	429	at North Carolina (11/14/2020)
<b>YARDS PER PASS</b>	13.1	Campbell (10/02/2020)
<b>TD PASSES</b>	4	at North Carolina (11/14/2020)
<b>TOTAL PLAYS</b>	91	at North Carolina (11/14/2020)
<b>TOTAL OFFENSE</b>	606	at North Carolina (11/14/2020)
<b>YARDS PER PLAY</b>	8.7	Campbell (10/02/2020)
<b>POINTS</b>	66	Campbell (10/02/2020)
<b>SACKS BY</b>	3	Campbell (10/02/2020)
	3	Virginia Tech (10/24/2020)
	3	Clemson (09/12/2020)
<b>FIRST DOWNS</b>	32	at NC State (09/19/2020)
<b>PENALTIES</b>	12	Virginia (10/17/2020)
<b>PENALTY YARDS</b>	119	Virginia (10/17/2020)
<b>TURNOVERS</b>	4	vs Wisconsin (N) (12/30/2020)
<b>PUNTS</b>	6	at Louisville (12/12/2020)
	6	at North Carolina (11/14/2020)
	6	Clemson (09/12/2020)
<b>PUNTING AVG</b>	47.2	Virginia (10/17/2020)
<b>LONG PUNT</b>	66	at Louisville (12/12/2020)
<b>PUNTS INSIDE 20</b>	3	at North Carolina (11/14/2020)
<b>LONG PUNT RETURN</b>	26	at NC State (09/19/2020)





2020-21 Wake Forest Men's Football  
Opponent Match Highs  
All games

**Opponent - Game Highs**

<b>RUSHES</b>	49	at NC State (09/19/2020)
<b>YARDS RUSHING</b>	270	at NC State (09/19/2020)
<b>YARDS PER RUSH</b>	5.7	Virginia (10/17/2020)
<b>TD RUSHES</b>	5	vs Wisconsin (N) (12/30/2020)
<b>PASS ATTEMPTS</b>	45	at North Carolina (11/14/2020)
	45	Virginia (10/17/2020)
<b>PASS COMPLETIONS</b>	32	at North Carolina (11/14/2020)
<b>YARDS PASSING</b>	550	at North Carolina (11/14/2020)
<b>YARDS PER PASS</b>	12.2	at North Carolina (11/14/2020)
<b>TD PASSES</b>	6	at North Carolina (11/14/2020)
<b>TOTAL PLAYS</b>	83	at North Carolina (11/14/2020)
	83	Virginia (10/17/2020)
<b>TOTAL OFFENSE</b>	742	at North Carolina (11/14/2020)
<b>YARDS PER PLAY</b>	8.9	at North Carolina (11/14/2020)
<b>POINTS</b>	59	at North Carolina (11/14/2020)
<b>SACKS BY</b>	6	Clemson (09/12/2020)
	6	at NC State (09/19/2020)
<b>FIRST DOWNS</b>	30	at North Carolina (11/14/2020)
<b>PENALTIES</b>	10	Virginia Tech (10/24/2020)
<b>PENALTY YARDS</b>	112	Virginia Tech (10/24/2020)
<b>TURNOVERS</b>	4	Campbell (10/02/2020)
<b>PUNTS</b>	7	at Syracuse (10/31/2020)
<b>PUNTING AVG</b>	46.5	Campbell (10/02/2020)
<b>LONG PUNT</b>	58	at Louisville (12/12/2020)
<b>PUNTS INSIDE 20</b>	3	at Syracuse (10/31/2020)
<b>LONG PUNT RETURN</b>	26	at Syracuse (10/31/2020)



2020-21 Wake Forest Men's Football  
Team Match Lows  
All games

Wake Forest - Game Lows

RUSHES	31	at Louisville (12/12/2020)
YARDS RUSHING	37	Clemson (09/12/2020)
YARDS PER RUSH	1.1	Clemson (09/12/2020)
TD RUSHES	0	Clemson (09/12/2020)
	0	at Louisville (12/12/2020)
PASS ATTEMPTS	17	Virginia Tech (10/24/2020)
PASS COMPLETIONS	12	Virginia Tech (10/24/2020)
YARDS PASSING	110	Virginia Tech (10/24/2020)
YARDS PER PASS	5.5	at Louisville (12/12/2020)
TD PASSES	0	Virginia Tech (10/24/2020)
TOTAL PLAYS	66	Campbell (10/02/2020)
	66	Virginia Tech (10/24/2020)
TOTAL OFFENSE	316	Virginia Tech (10/24/2020)
YARDS PER PLAY	4.5	at NC State (09/19/2020)
POINTS	13	Clemson (09/12/2020)
SACKS BY	0	vs Wisconsin (N) (12/30/2020)
FIRST DOWNS	15	Clemson (09/12/2020)
PENALTIES	1	Clemson (09/12/2020)
PENALTY YARDS	6	Clemson (09/12/2020)
INTERCEPTIONS BY	0	at Louisville (12/12/2020)
PUNTS	0	Campbell (10/02/2020)
PUNTING AVG	0.0	Campbell (10/02/2020)
LONG PUNT	0	Campbell (10/02/2020)
PUNTS INSIDE 20	0	Campbell (10/02/2020)
	0	Virginia (10/17/2020)
LONG PUNT RETURN	0	at Louisville (12/12/2020)
	0	at North Carolina (11/14/2020)
	0	Virginia Tech (10/24/2020)
	0	Campbell (10/02/2020)



**2020-21 Wake Forest Men's Football  
Opponent Match Lows  
All games**

**Opponent - Game Lows**

<b>RUSHES</b>	22	at Syracuse (10/31/2020)
<b>YARDS RUSHING</b>	79	at Syracuse (10/31/2020)
<b>YARDS PER RUSH</b>	2.8	vs Wisconsin (N) (12/30/2020)
<b>TD RUSHES</b>	0 0 0	at Syracuse (10/31/2020) Virginia Tech (10/24/2020) Campbell (10/02/2020)
<b>PASS ATTEMPTS</b>	20	vs Wisconsin (N) (12/30/2020)
<b>PASS COMPLETIONS</b>	13	vs Wisconsin (N) (12/30/2020)
<b>YARDS PASSING</b>	142	at Syracuse (10/31/2020)
<b>YARDS PER PASS</b>	4.2	at Syracuse (10/31/2020)
<b>TD PASSES</b>	0	Virginia (10/17/2020)
<b>TOTAL PLAYS</b>	56	at Syracuse (10/31/2020)
<b>TOTAL OFFENSE</b>	221	at Syracuse (10/31/2020)
<b>YARDS PER PLAY</b>	3.9	at Syracuse (10/31/2020)
<b>POINTS</b>	14 14	Campbell (10/02/2020) at Syracuse (10/31/2020)
<b>SACKS BY</b>	1 1 1	vs Wisconsin (N) (12/30/2020) at Louisville (12/12/2020) Campbell (10/02/2020)
<b>FIRST DOWNS</b>	13	at Syracuse (10/31/2020)
<b>PENALTIES</b>	5 5 5	Campbell (10/02/2020) Virginia (10/17/2020) Clemson (09/12/2020)
<b>PENALTY YARDS</b>	32	at Louisville (12/12/2020)
<b>INTERCEPTIONS BY</b>	0 0 0 0 0 0 0	at North Carolina (11/14/2020) at Syracuse (10/31/2020) Virginia Tech (10/24/2020) Virginia (10/17/2020) Campbell (10/02/2020) at NC State (09/19/2020) Clemson (09/12/2020)
<b>PUNTS</b>	2	Virginia Tech (10/24/2020)
<b>PUNTING AVG</b>	35.0	vs Wisconsin (N) (12/30/2020)
<b>LONG PUNT</b>	46	Virginia Tech (10/24/2020)
<b>PUNTS INSIDE 20</b>	1 1 1	Campbell (10/02/2020) Virginia Tech (10/24/2020) Clemson (09/12/2020)
<b>LONG PUNT RETURN</b>	0 0 0 0 0 0 0	vs Wisconsin (N) (12/30/2020) at Louisville (12/12/2020) at North Carolina (11/14/2020) Virginia Tech (10/24/2020) Campbell (10/02/2020) at NC State (09/19/2020) Clemson (09/12/2020)



**2020-21 Wake Forest Men's Football  
Individual Game Highs  
All games**

**Wake Forest - Individual Game Highs**

<b>RUSHES</b>	27	Kenneth Walker III at NC State (09/19/2020)
<b>YARDS RUSHING</b>	131	Kenneth Walker III at NC State (09/19/2020)
<b>TD RUSHES</b>	3	Kenneth Walker III at Syracuse (10/31/2020)
	3	Kenneth Walker III vs Virginia (10/17/2020)
	3	Christian Beal-Smith vs Campbell (10/02/2020)
	3	Kenneth Walker III at NC State (09/19/2020)
<b>LONG RUSH</b>	75	Kenneth Walker III vs Virginia (10/17/2020)
<b>PASS ATTEMPTS</b>	45	Sam Hartman at North Carolina (11/14/2020)
<b>PASS COMPLETIONS</b>	29	Sam Hartman at North Carolina (11/14/2020)
<b>YARDS PASSING</b>	429	Sam Hartman at North Carolina (11/14/2020)
<b>TD PASSES</b>	4	Sam Hartman at North Carolina (11/14/2020)
<b>LONG PASS</b>	80	Sam Hartman at Syracuse (10/31/2020)
<b>RECEPTIONS</b>	12	Jaquarii Roberson at North Carolina (11/14/2020)
<b>YARDS RECEIVING</b>	170	Donavon Greene at North Carolina (11/14/2020)
<b>TD RECEPTIONS</b>	3	Jaquarii Roberson vs Wisconsin (N) (12/30/2020)
<b>LONG RECEPTION</b>	80	Jaquarii Roberson at Syracuse (10/31/2020)
<b>PUNTS</b>	6	Ivan Mora at Louisville (12/12/2020)
	6	Ivan Mora at North Carolina (11/14/2020)
	6	Ivan Mora vs Clemson (09/12/2020)
<b>PUNTING AVG</b>	47.2	Ivan Mora vs Virginia (10/17/2020)
<b>LONG PUNT</b>	66	Ivan Mora at Louisville (12/12/2020)
<b>PUNTS INSIDE 20</b>	3	Ivan Mora at North Carolina (11/14/2020)
<b>LONG PUNT RETURN</b>	26	Taylor Morin at NC State (09/19/2020)
<b>LONG KICKOFF RETURN</b>	96	Donavon Greene vs Campbell (10/02/2020)
<b>TACKLES</b>	16	Ryan Smenda, Jr. vs Wisconsin (N) (12/30/2020)
<b>SACKS</b>	1	Miles Fox at Louisville (12/12/2020)
	1	Ja'Cquez Williams at Louisville (12/12/2020)
	1	Miles Fox at North Carolina (11/14/2020)
	1	Dion Bergan, Jr. at North Carolina (11/14/2020)
	1	Ryan Smenda, Jr. at Syracuse (10/31/2020)
	1	Ja'Cquez Williams at Syracuse (10/31/2020)
	1	JaCorey Johns vs Virginia Tech (10/24/2020)
	1	Carlos Basham, Jr. vs Virginia Tech (10/24/2020)
	1	Carlos Basham, Jr. vs Virginia (10/17/2020)
	1	Will Smart vs Campbell (10/02/2020)
	1	Carlos Basham, Jr. vs Campbell (10/02/2020)
	1	JaCorey Johns vs Campbell (10/02/2020)
	1	Carlos Basham, Jr. at NC State (09/19/2020)
	1	Carlos Basham, Jr. vs Clemson (09/12/2020)
	1	AJ Williams vs Clemson (09/12/2020)
	1	Miles Fox vs Clemson (09/12/2020)
<b>TACKLES FOR LOSS</b>	4	Miles Fox at Louisville (12/12/2020)



**2020-21 Wake Forest Men's Football  
Opponent Individual Match Highs  
All games**

**Opponent - Individual Game Highs**

<b>RUSHES</b>	20	Jalen Mitchell at Louisville (12/12/2020)
<b>YARDS RUSHING</b>	168	Jalen Mitchell at Louisville (12/12/2020)
<b>TD RUSHES</b>	2	Graham Mertz vs Wisconsin (N) (12/30/2020)
	2	Hassan Hall at Louisville (12/12/2020)
	2	Ricky Person at NC State (09/19/2020)
	2	Trevor Lawrence vs Clemson (09/12/2020)
<b>LONG RUSH</b>	70	Jalen Mitchell at Louisville (12/12/2020)
<b>PASS ATTEMPTS</b>	45	Sam Howell at North Carolina (11/14/2020)
<b>PASS COMPLETIONS</b>	32	Sam Howell at North Carolina (11/14/2020)
<b>YARDS PASSING</b>	550	Sam Howell at North Carolina (11/14/2020)
<b>TD PASSES</b>	6	Sam Howell at North Carolina (11/14/2020)
<b>LONG PASS</b>	75	Sam Howell at North Carolina (11/14/2020)
<b>RECEPTIONS</b>	10	Dazz Newsome at North Carolina (11/14/2020)
<b>YARDS RECEIVING</b>	189	Dazz Newsome at North Carolina (11/14/2020)
<b>TD RECEPTIONS</b>	2	Dyami Brown at North Carolina (11/14/2020)
	2	Dazz Newsome at North Carolina (11/14/2020)
<b>LONG RECEPTION</b>	75	Dazz Newsome at North Carolina (11/14/2020)
<b>FIELD GOALS</b>	3	Brian Johnson vs Virginia Tech (10/24/2020)
	3	Brian Delaney vs Virginia (10/17/2020)
	3	B.T. Potter vs Clemson (09/12/2020)
<b>LONG FIELD GOALS</b>	54	Brian Johnson vs Virginia Tech (10/24/2020)
<b>PUNTS</b>	7	Nolan Cooney at Syracuse (10/31/2020)
<b>PUNTING AVG</b>	46.5	McKay Taylor vs Campbell (10/02/2020)
<b>LONG PUNT</b>	58	Ryan Harwell at Louisville (12/12/2020)
<b>PUNTS INSIDE 20</b>	3	Nolan Cooney at Syracuse (10/31/2020)
<b>LONG PUNT RETURN</b>	26	Nykeim Johnson at Syracuse (10/31/2020)
<b>LONG KICKOFF RETURN</b>	59	Devin Chandler vs Wisconsin (N) (12/30/2020)
<b>TACKLES</b>	14	Chazz Surratt at North Carolina (11/14/2020)
<b>SACKS</b>	2	Jowon Briggs vs Virginia (10/17/2020)
	2	Daniel Joseph at NC State (09/19/2020)
	2	Myles Murphy vs Clemson (09/12/2020)
<b>TACKLES FOR LOSS</b>	4	Payton Wilson at NC State (09/19/2020)
<b>INTERCEPTIONS</b>	1	Scott Nelson vs Wisconsin (N) (12/30/2020)
	1	Noah Burks vs Wisconsin (N) (12/30/2020)
	1	Jack Sanborn vs Wisconsin (N) (12/30/2020)
	1	Collin Wilder vs Wisconsin (N) (12/30/2020)
	1	Monty Montgomery at Louisville (12/12/2020)
	1	Russ Yeast at Louisville (12/12/2020)



**2020-21 Wake Forest Men's Football  
Individual Statistics  
All games**

**Rushing**

Player	gp	att	gain	loss	net	avg	td	lg	avg/g
Christian Beal-Smith	9	142	770	38	732	5.2	5	58	81.3
Kenneth Walker III	8	119	614	35	579	4.9	13	75	72.4
Justice Ellison	8	30	122	9	113	3.8	1	17	14.1
Will Drawdy	4	4	19	0	19	4.8	1	8	4.8
Ahmani Marshall	2	6	22	4	18	3.0	0	8	9.0
Michael Kern	5	8	22	15	7	0.9	0	7	1.4
Taylor Morin	9	2	5	0	5	2.5	0	3	0.6
Sam Hartman	9	63	155	156	-1	0.0	2	20	-0.1
Mitch Griffis	4	2	2	3	-1	-0.5	0	2	-0.3
Team	9	4	0	4	-4	-1.0	0	0	-0.4
<b>Total</b>	<b>9</b>	<b>380</b>	<b>1731</b>	<b>264</b>	<b>1467</b>	<b>3.9</b>	<b>22</b>	<b>75</b>	<b>163.0</b>
<b>Opponents</b>	<b>9</b>	<b>365</b>	<b>1913</b>	<b>263</b>	<b>1650</b>	<b>4.5</b>	<b>20</b>	<b>70</b>	<b>183.3</b>

**Passing**

Player	gp	effic	comp-att-int	pct	yds	td	lg	avg/g
Sam Hartman	9	138.7	159-273-5	58.2	2224	13	80	247.1
Michael Kern	5	138.6	12-24-0	50.0	253	0	48	50.6
Mitch Griffis	4	92.3	4-13-0	30.8	56	1	27	14.0
<b>Total</b>	<b>9</b>	<b>136.8</b>	<b>175-310-5</b>	<b>56.5</b>	<b>2533</b>	<b>14</b>	<b>80</b>	<b>281.4</b>
<b>Opponents</b>	<b>9</b>	<b>137.5</b>	<b>189-298-13</b>	<b>63.4</b>	<b>2271</b>	<b>17</b>	<b>75</b>	<b>252.3</b>

**Receiving**

Player	gp	no.	yds	avg	td	lg	avg/g
Jaquarii Roberson	9	62	926	14.9	8	80	102.9
Taylor Morin	9	32	405	12.7	3	46	45.0
Donavon Greene	8	29	582	20.1	2	41	72.8
A.T. Perry	7	15	211	14.1	1	40	30.1
Nolan Groulx	8	8	58	7.3	0	15	7.3
Brandon Chapman	9	5	65	13.0	0	25	7.2
Christian Beal-Smith	9	5	42	8.4	0	14	4.7
Blake Whiteheart	9	5	61	12.2	0	31	6.8
Donald Stewart	5	5	41	8.2	0	14	8.2
Kenneth Walker III	8	3	30	10.0	0	19	3.8
Ke'Shawn Williams	8	3	44	14.7	0	34	5.5
JD Kavel	1	1	48	48.0	0	48	48.0
Justice Ellison	8	1	3	3.0	0	3	0.4
Jahmal Banks	5	1	17	17.0	0	17	3.4
<b>Total</b>	<b>9</b>	<b>175</b>	<b>2533</b>	<b>14.5</b>	<b>14</b>	<b>80</b>	<b>281.4</b>
<b>Opponents</b>	<b>9</b>	<b>189</b>	<b>2271</b>	<b>12.0</b>	<b>17</b>	<b>75</b>	<b>252.3</b>

**Punt Returns**

Player	no.	yds	avg	td	lg
Taylor Morin	10	96	9.6	0	26
<b>Total</b>	<b>10</b>	<b>96</b>	<b>9.6</b>	<b>0</b>	<b>26</b>
<b>Opponents</b>	<b>9</b>	<b>52</b>	<b>5.8</b>	<b>0</b>	<b>26</b>

**Interceptions**

Player	no.	yds	avg	td	lg
Nick Andersen	4	0	0.0	0	0
Ja'Sir Taylor	2	45	22.5	1	45
Keegan Good	1	0	0.0	0	0
Traveon Redd	1	5	5.0	0	5
Zion Keith	1	45	45.0	1	45
Trey Rucker	1	0	0.0	0	0
AJ Williams	1	5	5.0	0	5
Gavin Holmes	1	32	32.0	1	32
Caelen Carson	1	0	0.0	0	0
<b>Total</b>	<b>13</b>	<b>132</b>	<b>10.2</b>	<b>3</b>	<b>45</b>
<b>Opponents</b>	<b>5</b>	<b>197</b>	<b>39.4</b>	<b>0</b>	<b>72</b>

**Kick Returns**

Player	no.	yds	avg	td	lg
Donavon Greene	7	238	34.0	1	96
Ke'Shawn Williams	5	82	16.4	0	27
Christian Beal-Smith	3	32	10.7	0	14
<b>Total</b>	<b>15</b>	<b>352</b>	<b>23.5</b>	<b>1</b>	<b>96</b>
<b>Opponents</b>	<b>21</b>	<b>469</b>	<b>22.3</b>	<b>0</b>	<b>59</b>

**Fumble Returns**

Player	no.	yds	avg	td	lg
<b>Total</b>	<b>0</b>	<b>0</b>	<b>0.0</b>	<b>0</b>	<b>0</b>
<b>Opponents</b>	<b>0</b>	<b>0</b>	<b>0.0</b>	<b>0</b>	<b>0</b>



**2020-21 Wake Forest Men's Football  
Individual Statistics  
All games**

**Scoring**

Player	td	fg	PAT					dpx	saf	pts
			kick	rush	rcv	pass				
Kenneth Walker III	13	-	-	-	-	-	-	-	78	
Nick Sciba	-	14-17	31-31	-	-	-	-	-	73	
Jaquarii Roberson	8	-	-	-	1	-	-	-	50	
Christian Beal-Smith	5	-	-	-	-	-	-	-	30	
Donavon Greene	3	-	-	-	-	-	-	-	18	
Taylor Morin	3	-	-	-	-	-	-	-	18	
Sam Hartman	2	-	-	-	-	2	-	-	12	
Jack Crane	-	-	7-7	-	-	-	-	-	7	
Will Drawdy	1	-	-	-	-	-	-	-	6	
Ja'Sir Taylor	1	-	-	-	-	-	-	-	6	
A.T. Perry	1	-	-	-	-	-	-	-	6	
Zion Keith	1	-	-	-	-	-	-	-	6	
Justice Ellison	1	-	-	-	-	-	-	-	6	
Gavin Holmes	1	-	-	-	-	-	-	-	6	
Brandon Chapman	-	-	-	-	1	-	-	-	2	
<b>Total</b>	<b>40</b>	<b>14-17</b>	<b>38-38</b>	<b>0</b>	<b>2</b>	<b>2</b>	<b>0</b>	<b>0</b>	<b>324</b>	
<b>Opponents</b>	<b>37</b>	<b>12-17</b>	<b>37-37</b>	<b>0</b>	<b>0</b>	<b>0</b>	<b>0</b>	<b>0</b>	<b>295</b>	

**Total Offense**

Player	g	plays	rush	pass	total	avg/g
Sam Hartman	9	336	-1	2224	2223	247.0
Christian Beal-Smith	9	142	732	0	732	81.3
Kenneth Walker III	8	119	579	0	579	72.4
Michael Kern	5	32	7	253	260	52.0
Justice Ellison	8	30	113	0	113	14.1
Mitch Griffis	4	15	-1	56	55	13.8
Will Drawdy	4	4	19	0	19	4.8
Ahmani Marshall	2	6	18	0	18	9.0
Taylor Morin	9	2	5	0	5	0.6
Team	9	0	-4	0	-4	-0.4
<b>Total</b>	<b>9</b>	<b>690</b>	<b>1467</b>	<b>2533</b>	<b>4000</b>	<b>444.4</b>
<b>Opponents</b>	<b>9</b>	<b>663</b>	<b>1650</b>	<b>2271</b>	<b>3921</b>	<b>435.7</b>

**Punting**

Player	no.	yds	avg	lg	tb	fc	i20	50+	blk
Ivan Mora	40	1610	40.3	66	4	12	10	9	1
<b>Total</b>	<b>40</b>	<b>1610</b>	<b>40.3</b>	<b>66</b>	<b>4</b>	<b>12</b>	<b>10</b>	<b>9</b>	<b>1</b>
<b>Opponents</b>	<b>40</b>	<b>1674</b>	<b>41.9</b>	<b>58</b>	<b>2</b>	<b>17</b>	<b>16</b>	<b>9</b>	<b>0</b>

**Field Goals**

Player	fg	pct.	01-19	20-29	30-39	40-49	50-99	lg	blk
Nick Sciba	14-17	82.4	0-0	2-3	5-6	7-8	0-0	46	1
<b>Opponents</b>	<b>12-17</b>	<b>70.6</b>	<b>0-0</b>	<b>4-5</b>	<b>3-4</b>	<b>3-5</b>	<b>2-3</b>	<b>54</b>	<b>1</b>

**Kickoffs**

Player	no.	yds	avg	tb	ob	retn	net	ydIn
Jack Crane	61	3772	61.8	36	1			
Cameron Lischke	1	57	57.0	0	0			
<b>Total</b>	<b>62</b>	<b>3829</b>	<b>61.8</b>	<b>36</b>	<b>1</b>	<b>0</b>	<b>39.7</b>	<b>25</b>
<b>Opponents</b>	<b>55</b>	<b>3443</b>	<b>62.6</b>	<b>35</b>	<b>4</b>	<b>0</b>	<b>40.3</b>	<b>24</b>

**FG Sequence**

Team Name	Wake Forest	Opponents
Clemson	44,(39),31,(42)	,(42),(52),(29)
Campbell	28,(41)	27
Virginia	(32),(25),(38),(44)	(32),(29),36,(42)
Virginia Tech	(41),(46),(28)	42,(28),(31),51,(54)
Syracuse	(33)	
North Carolina	(41)	(26)
Louisville	(45),(31)	(40)
Wisconsin		48
		(30)

Numbers in (parentheses) indicate field goal was made



2020-21 Wake Forest Men's Football  
Individual Statistics  
All games

All Purpose

Player	g	rush	rcv	pr	kr	ir	total	avg/g
Jaquarii Roberson	9	0	926	0	0	0	926	102.9
Donavon Greene	8	0	582	0	238	0	820	102.5
Christian Beal-Smith	9	732	42	0	32	0	806	89.6
Kenneth Walker III	8	579	30	0	0	0	609	76.1
Taylor Morin	9	5	405	96	0	0	506	56.2
A.T. Perry	7	0	211	0	0	0	211	30.1
Ke'Shawn Williams	8	0	44	0	82	0	126	15.8
Justice Ellison	8	113	3	0	0	0	116	14.5
Brandon Chapman	9	0	65	0	0	0	65	7.2
Blake Whiteheart	9	0	61	0	0	0	61	6.8
Nolan Groulx	8	0	58	0	0	0	58	7.3
JD Kavel	1	0	48	0	0	0	48	48.0
Zion Keith	6	0	0	0	0	45	45	7.5
Ja'Sir Taylor	9	0	0	0	0	45	45	5.0
Donald Stewart	5	0	41	0	0	0	41	8.2
Gavin Holmes	3	0	0	0	0	32	32	10.7
Will Drawdy	4	19	0	0	0	0	19	4.8
Ahmani Marshall	2	18	0	0	0	0	18	9.0
Jahmal Banks	5	0	17	0	0	0	17	3.4
Michael Kern	5	7	0	0	0	0	7	1.4
AJ Williams	8	0	0	0	0	5	5	0.6
Traveon Redd	8	0	0	0	0	5	5	0.6
Mitch Griffis	4	-1	0	0	0	0	-1	-0.3
Sam Hartman	9	-1	0	0	0	0	-1	-0.1
Team	9	-4	0	0	0	0	-4	-0.4
<b>Total</b>	<b>9</b>	<b>1467</b>	<b>2533</b>	<b>96</b>	<b>352</b>	<b>132</b>	<b>4580</b>	<b>508.9</b>
<b>Opponents</b>	<b>9</b>	<b>1650</b>	<b>2271</b>	<b>52</b>	<b>469</b>	<b>197</b>	<b>4639</b>	<b>515.4</b>





**2020-21 Wake Forest Men's Football  
Combined Team Statistics  
All games**

**Team Results**

Date	Opponent		Score	Att.
* 09/12/2020	Clemson	L	13-37	68
* 09/19/2020	at NC State	L	42-45	350
10/02/2020	Campbell	W	66-14	2058
* 10/17/2020	Virginia	W	40-23	2186
* 10/24/2020	Virginia Tech	W	23-16	2135
* 10/31/2020	at Syracuse	W	38-14	0
* 11/14/2020	at North Carolina	L	53-59	3535
* 12/12/2020	at Louisville	L	21-45	10959
12/30/2020	vs Wisconsin	L	28-42	1500

**Game Records**

Record	Overall	Home	Away	Neutral
ALL GAMES	4-5	3-1	1-3	0-1
CONFERENCE	3-4	2-1	1-3	0-0
NON-CONFERENCE	1-1	1-0	0-0	0-1

**Rushing**

Player	gp	att	gain	loss	net	avg	td	lg	avg/g
Christian Beal-Smith	9	142	770	38	732	5.2	5	58	81.3
Kenneth Walker III	8	119	614	35	579	4.9	13	75	72.4
Justice Ellison	8	30	122	9	113	3.8	1	17	14.1
Will Drawdy	4	4	19	0	19	4.8	1	8	4.8
Ahmani Marshall	2	6	22	4	18	3.0	0	8	9.0
Michael Kern	5	8	22	15	7	0.9	0	7	1.4
Taylor Morin	9	2	5	0	5	2.5	0	3	0.6
Sam Hartman	9	63	155	156	-1	0.0	2	20	-0.1
Mitch Griffis	4	2	2	3	-1	-0.5	0	2	-0.3
Team	9	4	0	4	-4	-1.0	0	0	-0.4
<b>Total</b>	<b>9</b>	<b>380</b>	<b>1731</b>	<b>264</b>	<b>1467</b>	<b>3.9</b>	<b>22</b>	<b>75</b>	<b>163.0</b>
<b>Opponents</b>	<b>9</b>	<b>365</b>	<b>1913</b>	<b>263</b>	<b>1650</b>	<b>4.5</b>	<b>20</b>	<b>70</b>	<b>183.3</b>

**Passing**

Player	gp	effc	comp-att-int	pct	yds	td	lg	avg/g
Sam Hartman	9	138.7	159-273-5	58.2	2224	13	80	247.1
Michael Kern	5	138.6	12-24-0	50.0	253	0	48	50.6
Mitch Griffis	4	92.3	4-13-0	30.8	56	1	27	14.0
<b>Total</b>	<b>9</b>	<b>136.8</b>	<b>175-310-5</b>	<b>56.5</b>	<b>2533</b>	<b>14</b>	<b>80</b>	<b>281.4</b>
<b>Opponents</b>	<b>9</b>	<b>137.5</b>	<b>189-298-13</b>	<b>63.4</b>	<b>2271</b>	<b>17</b>	<b>75</b>	<b>252.3</b>

**Receiving**

Player	gp	no.	yds	avg	td	lg	avg/g
Jaquarii Roberson	9	62	926	14.9	8	80	102.9
Taylor Morin	9	32	405	12.7	3	46	45.0
Donavon Greene	8	29	582	20.1	2	41	72.8
A.T. Perry	7	15	211	14.1	1	40	30.1
Nolan Groulx	8	8	58	7.3	0	15	7.3
Brandon Chapman	9	5	65	13.0	0	25	7.2
Christian Beal-Smith	9	5	42	8.4	0	14	4.7
Blake Whiteheart	9	5	61	12.2	0	31	6.8
Donald Stewart	5	5	41	8.2	0	14	8.2
Kenneth Walker III	8	3	30	10.0	0	19	3.8
Ke'Shawn Williams	8	3	44	14.7	0	34	5.5
JD Kavel	1	1	48	48.0	0	48	48.0
Justice Ellison	8	1	3	3.0	0	3	0.4
Jahmal Banks	5	1	17	17.0	0	17	3.4
<b>Total</b>	<b>9</b>	<b>175</b>	<b>2533</b>	<b>14.5</b>	<b>14</b>	<b>80</b>	<b>281.4</b>
<b>Opponents</b>	<b>9</b>	<b>189</b>	<b>2271</b>	<b>12.0</b>	<b>17</b>	<b>75</b>	<b>252.3</b>

**Team Statistics**

	WAKE	OPP
<b>First Downs</b>	<b>211</b>	<b>209</b>
Rushing	83	100
Passing	109	91
Penalty	19	18
<b>Rushing Yardage</b>	<b>1467</b>	<b>1650</b>
Rushing attempts	380	365
Average per rush	3.9	4.5
Average per game	163.0	183.3
TDs Rushing	22	20
<b>Passing Yardage</b>	<b>2533</b>	<b>2271</b>
Comp-Att-Int	175-310-5	189-298-13
Average per pass	8.2	7.6
Average per catch	14.5	12.0
Average per game	281.4	252.3
TDs Passing	14	17
<b>Total offense</b>	<b>4000</b>	<b>3921</b>
Average per play	5.8	5.9
Average per game	444.4	435.7
<b>Kick returns: #-Yards</b>	<b>15-352</b>	<b>21-469</b>
<b>Punt returns: #-Yards</b>	<b>10-96</b>	<b>9-52</b>
<b>Int returns: #-Yards</b>	<b>13-132</b>	<b>5-197</b>
<b>Fumbles-Lost</b>	<b>7-2</b>	<b>12-4</b>
<b>Penalties-Yards</b>	<b>48-401</b>	<b>57-531</b>
<b>Punts-Avg</b>	<b>40-40.3</b>	<b>40-41.9</b>
<b>Time of possession / game</b>	<b>27:52</b>	<b>32:08</b>
<b>3rd-down conversion</b>	<b>56/138</b>	<b>52/125</b>
<b>4rd-down conversion</b>	<b>10/21</b>	<b>6/10</b>

**Interceptions**

Player	no.	yds	avg	td	lg
Nick Andersen	4	0	0.0	0	0
Ja'Sir Taylor	2	45	22.5	1	45
Keegan Good	1	0	0.0	0	0
Traveon Redd	1	5	5.0	0	5
Zion Keith	1	45	45.0	1	45
Trey Rucker	1	0	0.0	0	0
AJ Williams	1	5	5.0	0	5
Gavin Holmes	1	32	32.0	1	32
Caelen Carson	1	0	0.0	0	0
<b>Total</b>	<b>13</b>	<b>132</b>	<b>10.2</b>	<b>3</b>	<b>45</b>
<b>Opponents</b>	<b>5</b>	<b>197</b>	<b>39.4</b>	<b>0</b>	<b>72</b>



**2020-21 Wake Forest Men's Football  
Combined Team Statistics  
All games**

**Field Goals**

Player	fg	pct.	01-19	20-29	30-39	40-49	50-99	lg	blk
Nick Sciba	14-17	82.4	0-0	2-3	5-6	7-8	0-0	46	1
<b>Opponents</b>	<b>12-17</b>	<b>70.6</b>	<b>0-0</b>	<b>4-5</b>	<b>3-4</b>	<b>3-5</b>	<b>2-3</b>	<b>54</b>	<b>1</b>

**Punting**

Player	no.	yds	avg	lg	tb	fc	i20	50+	blk
Ivan Mora	40	1610	40.3	66	4	12	10	9	1
<b>Total</b>	<b>40</b>	<b>1610</b>	<b>40.3</b>	<b>66</b>	<b>4</b>	<b>12</b>	<b>10</b>	<b>9</b>	<b>1</b>
<b>Opponents</b>	<b>40</b>	<b>1674</b>	<b>41.9</b>	<b>58</b>	<b>2</b>	<b>17</b>	<b>16</b>	<b>9</b>	<b>0</b>

**Scoring**

Player	td	fg	PAT						pts
			kick	rush	rcv	pass	dxp	saf	
Kenneth Walker III	13	-	-	-	-	-	-	-	78
Nick Sciba	-	14-17	31-31	-	-	-	-	-	73
Jaquarii Roberson	8	-	-	-	1	-	-	-	50
Christian Beal-Smith	5	-	-	-	-	-	-	-	30
Donavon Greene	3	-	-	-	-	-	-	-	18
Taylor Morin	3	-	-	-	-	-	-	-	18
Sam Hartman	2	-	-	-	2	-	-	-	12
Jack Crane	-	-	7-7	-	-	-	-	-	7
Will Drawdy	1	-	-	-	-	-	-	-	6
Ja'Sir Taylor	1	-	-	-	-	-	-	-	6
A.T. Perry	1	-	-	-	-	-	-	-	6
Zion Keith	1	-	-	-	-	-	-	-	6
Justice Ellison	1	-	-	-	-	-	-	-	6
Gavin Holmes	1	-	-	-	-	-	-	-	6
Brandon Chapman	-	-	-	-	1	-	-	-	2
<b>Total</b>	<b>40</b>	<b>14-17</b>	<b>38-38</b>	<b>0</b>	<b>2</b>	<b>2</b>	<b>0</b>	<b>0</b>	<b>324</b>
<b>Opponents</b>	<b>37</b>	<b>12-17</b>	<b>37-37</b>	<b>0</b>	<b>0</b>	<b>0</b>	<b>0</b>	<b>0</b>	<b>295</b>

**Score by Periods**

Team	1st	2nd	3rd	4th	OT	TOT
Wake Forest	90	68	92	74	0	324
Opponents	48	103	62	82	0	295

**Punt Returns**

Player	no.	yds	avg	td	lg
Taylor Morin	10	96	9.6	0	26
<b>Total</b>	<b>10</b>	<b>96</b>	<b>9.6</b>	<b>0</b>	<b>26</b>
<b>Opponents</b>	<b>9</b>	<b>52</b>	<b>5.8</b>	<b>0</b>	<b>26</b>

**Kick Returns**

Player	no.	yds	avg	td	lg
Donavon Greene	7	238	34.0	1	96
Ke'Shawn Williams	5	82	16.4	0	27
Christian Beal-Smith	3	32	10.7	0	14
<b>Total</b>	<b>15</b>	<b>352</b>	<b>23.5</b>	<b>1</b>	<b>96</b>
<b>Opponents</b>	<b>21</b>	<b>469</b>	<b>22.3</b>	<b>0</b>	<b>59</b>

**All Purpose**

Player	g	rush	rcv	pr	kr	ir	total	avg/g
Jaquarii Roberson	9	0	926	0	0	0	926	102.9
Donavon Greene	8	0	582	0	238	0	820	102.5
Christian Beal-Smith	9	732	42	0	32	0	806	89.6
Kenneth Walker III	8	579	30	0	0	0	609	76.1
Taylor Morin	9	5	405	96	0	0	506	56.2
A.T. Perry	7	0	211	0	0	0	211	30.1
Ke'Shawn Williams	8	0	44	0	82	0	126	15.8
Justice Ellison	8	113	3	0	0	0	116	14.5
Brandon Chapman	9	0	65	0	0	0	65	7.2
Blake Whiteheart	9	0	61	0	0	0	61	6.8
Nolan Groulx	8	0	58	0	0	0	58	7.3
JD Kavel	1	0	48	0	0	0	48	48.0
Zion Keith	6	0	0	0	0	45	45	7.5
Ja'Sir Taylor	9	0	0	0	0	45	45	5.0
Donald Stewart	5	0	41	0	0	0	41	8.2
Gavin Holmes	3	0	0	0	0	32	32	10.7
Will Drawdy	4	19	0	0	0	0	19	4.8
Ahmani Marshall	2	18	0	0	0	0	18	9.0
Jahmal Banks	5	0	17	0	0	0	17	3.4
Michael Kern	5	7	0	0	0	0	7	1.4
AJ Williams	8	0	0	0	0	5	5	0.6
Traveon Redd	8	0	0	0	0	5	5	0.6
Mitch Griffis	4	-1	0	0	0	0	-1	-0.3
Sam Hartman	9	-1	0	0	0	0	-1	-0.1
<b>Total</b>	<b>9</b>	<b>1467</b>	<b>2533</b>	<b>96</b>	<b>352</b>	<b>132</b>	<b>4580</b>	<b>508.9</b>
<b>Opponents</b>	<b>9</b>	<b>1650</b>	<b>2271</b>	<b>52</b>	<b>469</b>	<b>197</b>	<b>4639</b>	<b>515.4</b>

**Total Offense**

Player	g	plays	rush	pass	total	avg/g
Sam Hartman	9	336	-1	2224	2223	247.0
Christian Beal-Smith	9	142	732	0	732	81.3
Kenneth Walker III	8	119	579	0	579	72.4
Michael Kern	5	32	7	253	260	52.0
Justice Ellison	8	30	113	0	113	14.1
Mitch Griffis	4	15	-1	56	55	13.8
Will Drawdy	4	4	19	0	19	4.8
Ahmani Marshall	2	6	18	0	18	9.0
Taylor Morin	9	2	5	0	5	0.6
<b>Total</b>	<b>9</b>	<b>690</b>	<b>1467</b>	<b>2533</b>	<b>4000</b>	<b>444.4</b>
<b>Opponents</b>	<b>9</b>	<b>663</b>	<b>1650</b>	<b>2271</b>	<b>3921</b>	<b>435.7</b>

**Team Defense**

#	Player	gp	Tackles				tfl/yds	Sacks no-yds	Pass defense		Fumbles		blkd	
			ua	a	tot	int-yds			brup	qbh	fr-yds	ff	kick	saf
8	Ja'Cquez Williams	9	41	32	73	6-26	2-21	.	1	2	.	1	.	.
45	Nick Andersen	9	47	16	63	1-2	.	4-0	5	.	1-0	.	.	.



**2020-21 Wake Forest Men's Football  
Combined Team Statistics  
All games**

##	Player	gp	Tackles				tfl/yds	Sacks		Pass defense		Fumbles		blkd	
			ua	a	tot			no-yds	int-yds	brup	qbh	fr-yds	ff	kick	saf
5	Ryan Smenda, Jr.	9	26	26	52	5-23	1-8	.	.	3	.	1	.	.	
1	Traveon Redd	8	21	25	46	4.5-13	.	1-5	1	2	.	.	.	.	
6	Ja'Sir Taylor	9	34	8	42	1-1	.	2-45	6	.	.	.	1	.	
4	JaCorey Johns	9	17	15	32	6.5-13	2-4	.	.	3	.	.	.	.	
2	Zion Keith	6	23	8	31	1-1	.	1-45	1	.	1-0	.	.	.	
2	AJ Williams	8	16	14	30	2.5-13	1-10	1-5	2	1	.	.	.	.	
9	Carlos Basham, Jr.	7	20	8	28	5.5-40	5-39	.	1	2	.	1	.	.	
1	Luke Masterson	5	13	12	25	1.5-5	.	.	.	.	.	.	.	.	
29	Caelen Carson	8	19	6	25	.	.	1-0	4	.	.	1	.	.	
1	Miles Fox	9	17	7	24	10.5-35	3.5-23	.	1	1	1-0	.	.	.	
58	Chase Monroe	9	7	12	19	2-6	0.5-3	.	.	.	.	.	.	.	
1	Trey Rucker	5	12	7	19	.	.	1-0	1	.	.	.	.	.	
1	Sulaiman Kamara	8	7	8	15	3-3	.	.	.	.	.	.	.	.	
21	Chase Jones	8	3	10	13	1.5-2	.	.	.	1	.	1	.	.	
4	Rondell Bothroyd	6	2	9	11	1-4	.	.	.	1	.	.	.	.	
1	Shamar McCollum	6	4	6	10	2-4	.	.	.	1	.	.	.	.	
95	Dion Bergan, Jr.	9	3	7	10	3.5-16	1-6	.	.	1	.	.	.	.	
46	DJ Taylor	5	3	4	7	0.5-1	.	.	.	.	.	.	.	.	
3	Nasir Greer	3	3	4	7	.	.	.	.	.	.	1	.	.	
0	Tyriq Hardimon	6	4	2	6	.	.	.	2	.	.	.	.	.	
25	J.J. Roberts	8	3	2	5	.	.	.	.	.	.	1	.	.	
1	Kenneth Dicks III	6	4	1	5	.	.	.	.	.	1-0	1	.	.	
51	Will Smart	4	3	2	5	2-3	1-1	.	.	.	.	.	.	.	
93	Isaiah Chaney	5	2	2	4	1.5-2	.	.	.	.	.	.	.	.	
38	Peyton Woulard	5	2	2	4	.	.	.	.	.	.	.	.	.	
20	Coby Davis	2	4	.	4	.	.	.	.	.	.	.	.	.	
97	Royce Francis	8	3	1	4	.	.	.	.	.	.	.	.	.	
24	Gavin Holmes	3	3	.	3	.	.	1-32	.	.	.	.	.	.	
3	Jasheen Davis	1	2	1	3	.	.	.	.	.	.	.	.	.	
1	Jaylen Hudson	7	2	1	3	.	.	.	.	.	.	.	.	.	
39	Keegan Good	8	2	1	3	.	.	1-0	.	.	.	.	.	.	
81	Ke'Shawn Williams	8	2	.	2	.	.	.	.	.	.	.	.	.	
26	Christian Beal-Smith	9	2	.	2	.	.	.	.	.	.	.	.	.	
10	Sam Hartman	9	2	.	2	.	.	.	.	.	.	.	.	.	
44	Justin Williams	6	.	2	2	.	.	.	.	.	.	.	.	.	
7	Tyler Williams	3	.	2	2	.	.	.	.	.	.	.	.	.	
14	Justice Ellison	8	1	.	1	.	.	.	.	.	.	.	.	.	
4	Nick Sciba	8	.	1	1	.	.	.	.	.	.	.	.	.	
28	Quinton Cooley	1	1	.	1	.	.	.	.	.	.	.	.	.	
83	Taylor Morin	9	1	.	1	.	.	.	.	.	.	.	.	.	
30	Ahmani Marshall	2	1	.	1	.	.	.	.	.	.	.	.	.	
42	Jack Crane	9	.	1	1	.	.	.	.	.	.	.	.	.	



2020-21 Wake Forest Men's Football  
Combined Team Statistics  
All games

##	Player	gp	Tackles				Sacks	Pass defense			Fumbles		blkd	
			ua	a	tot	tfl/yds	no-yds	int-yds	brup	qbh	fr-yds	ff	kick	saf
17	Leo Kelly	1	.	1	1	.	.	.	.	.	.	.	.	
92	Adam Winter	2	.	1	1	.	.	.	.	.	.	.	.	
90	Jacob Zuhr	8	.	1	1	.	.	.	.	.	.	.	.	
85	Blake Whiteheart	9	1	.	1	1-2	.	.	.	.	.	.	.	
27	Isaiah Isaac	1	.	.	.	.	.	.	1	.	.	.	.	
9	Ivan Mora	8	.	.	.	.	.	.	.	.	.	1	.	
<b>Totals</b>		<b>9</b>	<b>383</b>	<b>268</b>	<b>651</b>	<b>63-215</b>	<b>17-115</b>	<b>13-132</b>	<b>26</b>	<b>18</b>	<b>4-0</b>	<b>8</b>	<b>1</b>	<b>0</b>
Opponents		9	390	268	658	66-257	27-168	5-197	35	16	2-0	6	2	0



**2020-21 Wake Forest Men's Football  
Games Played  
All games**

##	Player	GP-GS	Clem	NCSU	Campb	UVa	Hokies	Syr	UNC	LOU	Wisc
0	Tyriq Hardimon	6/0	XXX	...	XXX	...	XXX	XXX	XXX	...	XXX
1	Miles Fox	9/5	XXX	XXX	XXX	XXX	START	START	START	START	START
1	Sulaiman Kamara	8/7	START	XXX	START	START	START	START	START	...	START
1	Luke Masterson	5/5	START	START	START	...	...	...	...	START	START
1	Traveon Redd	8/8	START	START	START	START	START	START	START	...	START
1	Kenneth Dicks III	6/0	...	...	XXX	XXX	XXX	XXX	XXX	...	XXX
1	Shamar McCollum	6/0	XXX	XXX	...	XXX	XXX	XXX	XXX	...	...
1	Trey Rucker	5/0	...	...	XXX	XXX	XXX	XXX	XXX	...	...
1	Jaylen Hudson	7/0	...	XXX	XXX	XXX	XXX	XXX	XXX	...	XXX
10	Sam Hartman	9/9	START	START	START	START	START	START	START	START	START
11	Ian Driscoll	3/0	XXX	...	XXX	...	...	XXX	...	...	...
12	Mitch Griffis	4/0	XXX	...	XXX	...	...	XXX	...	...	XXX
13	Nolan Groulx	8/2	XXX	XXX	XXX	XXX	XXX	START	START	...	XXX
14	Justice Ellison	8/0	XXX	XXX	XXX	XXX	...	XXX	XXX	XXX	XXX
15	Michael Kern	5/0	XXX	...	XXX	...	XXX	XXX	...	...	XXX
17	Leo Kelly	1/0	...	...	...	...	...	...	...	...	XXX
18	Cody Cater	1/0	...	...	...	...	...	...	...	...	XXX
2	Zion Keith	6/4	START	START	START	START	XXX	...	...	...	XXX
2	AJ Williams	8/2	XXX	XXX	XXX	XXX	START	XXX	START	XXX	...
2	Donald Stewart	5/0	XXX	XXX	...	...	XXX	XXX	...	...	XXX
20	Coby Davis	2/0	...	...	...	...	...	...	...	XXX	XXX
20	Cameron Hite	2/0	XXX	...	XXX	...	...	...	...	...	...
21	Chase Jones	8/0	XXX	XXX	XXX	XXX	XXX	XXX	...	XXX	XXX
23	Brandon Chapman	9/9	START	START	START	START	START	START	START	START	START
23	Jack Rielly	0/0	...	...	...	...	...	...	...	...	...
24	Gavin Holmes	3/1	...	...	...	XXX	XXX	START	...	...	...
25	J.J. Roberts	8/1	...	XXX	XXX	XXX	XXX	XXX	XXX	START	XXX
26	Christian Beal-Smith	9/9	START	START	START	START	START	START	START	START	START
27	Isaiah Isaac	1/0	...	...	XXX	...	...	...	...	...	...
27	Chelen Garnes	1/0	...	...	...	...	...	...	...	...	XXX
28	Quinton Cooley	1/0	XXX	...	...	...	...	...	...	...	...
29	Caelen Carson	8/7	...	XXX	START	START	START	START	START	START	START
3	Jeff Burley	2/0	XXX	...	XXX	...	...	...	...	...	...
3	Nasir Greer	3/1	XXX	START	...	...	...	...	XXX	...	...
3	Zach Ranson	4/0	...	XXX	XXX	XXX	...	XXX	...	...	...
3	Isaiah Essissima	6/0	XXX	XXX	XXX	XXX	XXX	XXX	...	...	...
3	Kendron Wayman	1/0	...	...	XXX	...	...	...	...	...	...
3	Jasheen Davis	1/0	...	...	XXX	...	...	...	...	...	...
30	Ahmani Marshall	2/0	...	...	XXX	...	...	...	...	XXX	...
32	Jarrett Brown	0/0	...	...	...	...	...	...	...	...	...
34	Will Drawdy	4/0	XXX	...	XXX	...	XXX	XXX	...	...	...
35	JD Kavel	1/0	...	...	XXX	...	...	...	...	...	...
36	Jarrett Alston, Jr.	0/0	...	...	...	...	...	...	...	...	...
36	Jackson Hensley	0/0	...	...	...	...	...	...	...	...	...
37	Jack Porter	0/0	...	...	...	...	...	...	...	...	...
38	Peyton Woulard	5/1	START	XXX	XXX	...	XXX	XXX	...	...	...
39	Keegan Good	8/0	XXX	XXX	...	XXX	XXX	XXX	XXX	XXX	XXX
4	JaCorey Johns	9/7	START	START	START	START	XXX	XXX	START	START	START
4	Nick Sciba	8/0	XXX	XXX	XXX	XXX	XXX	XXX	XXX	XXX	...
4	Rondell Bothroyd	6/4	...	...	...	XXX	START	START	XXX	START	START
40	Connor Hebbeler	6/0	...	XXX	XXX	...	XXX	XXX	XXX	...	XXX
41	Graham Murphey	0/0	...	...	...	...	...	...	...	...	...
41	John Peterson III	0/0	...	...	...	...	...	...	...	...	...
42	James Ash	0/0	...	...	...	...	...	...	...	...	...
42	Jack Crane	9/0	XXX	XXX	XXX	XXX	XXX	XXX	XXX	XXX	XXX
43	Tommy Tight	0/0	...	...	...	...	...	...	...	...	...
44	Justin Williams	6/0	...	...	XXX	XXX	XXX	XXX	XXX	...	XXX
45	Nick Andersen	9/6	XXX	XXX	XXX	START	START	START	START	START	START
46	DJ Taylor	5/0	XXX	XXX	XXX	...	...	XXX	XXX	...	...
48	Jack Connelly	0/0	...	...	...	...	...	...	...	...	...



**2020-21 Wake Forest Men's Football  
Games Played  
All games**

##	Player	GP-GS	Clem	NCSU	Campb	UVa	Hokies	Syr	UNC	LOU	Wisc
48	Alex Murphey	0/0	...	...	...	...	...	...	...	...	...
49	Alec Rowan	0/0	...	...	...	...	...	...	...	...	...
49	Malik Puryear	0/0	...	...	...	...	...	...	...	...	...
5	Jaquarii Roberson	9/8	START	XXX	START	START	START	START	START	START	START
5	Ryan Smenda, Jr.	9/6	START	XXX	START	START	START	XXX	START	XXX	START
50	Zach Tom	9/9	START	START	START	START	START	START	START	START	START
50	Krik Holton	0/0	...	...	...	...	...	...	...	...	...
51	Will Smart	4/0	XXX	...	XXX	...	...	...	...	XXX	XXX
52	Spencer Clapp	1/0	...	...	...	...	...	XXX	...	...	...
53	Je'Vionte Nash	9/9	START	START	START	START	START	START	START	START	START
54	Will Cobb	1/0	...	...	XXX	...	...	...	...	...	...
55	Michael Jurgens	8/8	START	START	START	START	START	START	...	START	START
56	Mark Balbis	0/0	...	...	...	...	...	...	...	...	...
57	Sean Mundie	1/0	...	...	...	...	...	...	...	...	XXX
58	Chase Monroe	9/1	XXX	XXX	XXX	XXX	XXX	XXX	XXX	START	XXX
59	Loic Ngassam Nya	8/8	START	START	START	START	START	START	START	START	...
59	Jonathan Saklad	0/0	...	...	...	...	...	...	...	...	...
6	Ja'Sir Taylor	9/9	START	START	START	START	START	START	START	START	START
60	Taleni Suhren	8/2	XXX	XXX	XXX	XXX	XXX	XXX	START	...	START
62	DeVonte Gordon	2/0	...	XXX	XXX	...	...	...	...	...	...
65	Shane Stroyke	0/0	...	...	...	...	...	...	...	...	...
66	Goran Jovanovic	2/0	XXX	...	XXX	...	...	...	...	...	...
67	Trey Turner	0/0	...	...	...	...	...	...	...	...	...
68	Thomas Grippio	0/0	...	...	...	...	...	...	...	...	...
7	Tyler Williams	3/3	...	START	START	START	...	...	...	...	...
7	Donavon Greene	8/8	START	START	START	START	START	START	START	...	START
71	CJ Elmonus	2/0	XXX	...	XXX	...	...	...	...	...	...
72	Luke Pettibon	5/0	XXX	...	XXX	XXX	...	...	XXX	...	XXX
73	Zach Vaughan	0/0	...	...	...	...	...	...	...	...	...
75	Terrance Davis	0/0	...	...	...	...	...	...	...	...	...
76	Allan Rappleyea	3/0	XXX	...	XXX	...	...	...	XXX	...	...
77	George Sell	2/0	XXX	...	XXX	...	...	...	...	...	...
78	Christian Forbes	0/0	...	...	...	...	...	...	...	...	...
79	Sean Maginn	9/9	START	START	START	START	START	START	START	START	START
8	Ja'Cquez Williams	9/9	START	START	START	START	START	START	START	START	START
8	Zach Murphy	8/0	XXX	XXX	XXX	XXX	XXX	XXX	XXX	...	XXX
80	Jahmal Banks	5/0	XXX	...	XXX	XXX	XXX	XXX	...	...	...
81	Ke'Shawn Williams	8/0	...	XXX	XXX	XXX	XXX	XXX	XXX	XXX	XXX
82	Trey Boll	0/0	...	...	...	...	...	...	...	...	...
83	Taylor Morin	9/3	XXX	START	XXX	XXX	XXX	XXX	XXX	START	START
85	Blake Whiteheart	9/0	XXX	XXX	XXX	XXX	XXX	XXX	XXX	XXX	XXX
86	Michael Frogge	1/0	...	...	XXX	...	...	...	...	...	...
87	Teddy Centofanti	1/0	...	...	XXX	...	...	...	...	...	...
88	Andy Elkins, Jr.	1/0	...	...	XXX	...	...	...	...	...	...
89	A.T. Perry	7/6	START	START	START	START	START	XXX	...	START	...
9	Carlos Basham, Jr.	7/7	START	START	START	START	START	START	START	...	...
9	Ivan Mora	8/0	XXX	XXX	...	XXX	XXX	XXX	XXX	XXX	XXX
9	Kenneth Walker III	8/0	XXX	XXX	XXX	XXX	XXX	XXX	XXX	...	XXX
90	Jacob Zuhr	8/0	XXX	XXX	XXX	XXX	XXX	XXX	XXX	...	XXX
91	Mike Allen	0/0	...	...	...	...	...	...	...	...	...
92	Adam Winter	2/0	XXX	...	XXX	...	...	...	...	...	...
93	Isaiah Chaney	5/0	XXX	XXX	XXX	...	...	...	...	XXX	XXX
94	Tony Benish	0/0	...	...	...	...	...	...	...	...	...
95	Dion Bergan, Jr.	9/3	START	START	XXX	XXX	XXX	XXX	XXX	START	XXX
96	Claude Bragg	0/0	...	...	...	...	...	...	...	...	...
97	Royce Francis	8/0	XXX	XXX	XXX	XXX	XXX	XXX	XXX	...	XXX
98	Cameron Lischke	1/0	...	...	XXX	...	...	...	...	...	...
98	Wyatt Crespi	0/0	...	...	...	...	...	...	...	...	...
99	Tyric Swennie	0/0	...	...	...	...	...	...	...	...	...



**2020-21 Wake Forest Men's Football  
Total Tackles Game-by-Game  
All games**

**Total Tackles**

Player	S-A	Total	Clem	NCSU	Campb	UVa	Hokies	Syr	UNC	LOU	Wisc
Ja'Cquez Williams	41-32	73	8-2	2-7	3-4	5-2	5-4	5-1	4-3	5-2	4-7
Nick Andersen	47-16	63	3-1	0-2	3-4	6-3	9-2	5-0	6-1	8-2	7-1
Ryan Smenda, Jr.	26-26	52	2-2	2-5	1-0	5-2	0-1	5-0	3-5	2-1	6-10
Traveon Redd	21-25	46	0-1	1-9	1-4	5-4	4-2	4-0	2-4	DNP	4-1
Ja'Sir Taylor	34-8	42	5-0	2-2	4-1	4-2	6-1	4-0	5-0	2-2	2-0
JaCorey Johns	17-15	32	1-1	1-2	5-2	0-1	3-1	1-0	2-5	3-2	1-1
Zion Keith	23-8	31	9-3	2-2	2-1	8-1	-	DNP	DNP	DNP	2-1
AJ Williams	16-14	30	1-5	2-2	2-0	0-1	6-3	-	4-2	1-1	DNP
Carlos Basham, Jr.	20-8	28	1-1	4-1	3-1	4-2	7-2	-	1-1	DNP	DNP
Caelen Carson	19-6	25	DNP	1-1	0-1	3-3	1-0	3-0	5-1	3-0	3-0
Luke Masterson	13-12	25	7-4	3-4	-	DNP	DNP	DNP	DNP	2-2	1-2
Miles Fox	17-7	24	2-0	0-4	1-0	2-1	1-1	1-0	4-0	6-0	0-1
Trey Rucker	12-7	19	DNP	DNP	1-3	2-2	2-0	6-2	1-0	DNP	DNP
Chase Monroe	7-12	19	1-0	0-2	0-1	1-2	1-2	1-0	0-2	3-3	-
Sulaiman Kamara	7-8	15	1-0	2-2	2-2	1-0	0-2	-	0-1	DNP	1-1
Chase Jones	3-10	13	0-3	1-0	1-0	-	0-1	-	DNP	1-1	0-5
Rondell Bothroyd	2-9	11	DNP	DNP	DNP	0-1	0-4	-	-	2-2	0-2
Shamar McCollum	4-6	10	1-1	1-3	DNP	0-1	-	0-1	2-0	DNP	DNP
Dion Bergan, Jr.	3-7	10	1-0	1-0	0-2	-	0-2	-	1-1	0-2	-
Nasir Greer	3-4	7	1-1	2-3	DNP	DNP	DNP	DNP	-	DNP	DNP
DJ Taylor	3-4	7	1-2	-	0-1	DNP	DNP	1-1	1-0	DNP	DNP
Tyriq Hardimon	4-2	6	2-2	DNP	2-0	DNP	-	-	-	DNP	-
Kenneth Dicks III	4-1	5	DNP	DNP	1-0	2-0	1-0	0-1	-	DNP	-
J.J. Roberts	3-2	5	DNP	-	1-0	-	-	-	1-0	1-2	-
Will Smart	3-2	5	-	DNP	2-0	DNP	DNP	DNP	DNP	1-1	0-1
Coby Davis	4-0	4	DNP	DNP	DNP	DNP	DNP	DNP	DNP	4-0	-
Royce Francis	3-1	4	1-1	-	-	-	-	-	-	DNP	2-0
Peyton Woulard	2-2	4	0-1	0-1	1-0	DNP	1-0	-	DNP	DNP	DNP
Isaiah Chaney	2-2	4	0-1	-	1-1	DNP	DNP	DNP	DNP	1-0	-
Gavin Holmes	3-0	3	DNP	DNP	DNP	1-0	-	2-0	DNP	DNP	DNP
Keegan Good	2-1	3	-	-	DNP	-	-	-	-	0-1	2-0
Jaylen Hudson	2-1	3	DNP	-	-	0-1	-	1-0	-	DNP	1-0
Jasheen Davis	2-1	3	DNP	DNP	2-1	DNP	DNP	DNP	DNP	DNP	DNP
Sam Hartman	2-0	2	-	-	-	-	-	-	-	-	2-0
Ke'Shawn Williams	2-0	2	DNP	-	-	1-0	-	-	-	-	1-0
Christian Beal-Smith	2-0	2	-	1-0	-	-	-	-	-	-	1-0
Tyler Williams	0-2	2	DNP	0-2	-	-	DNP	DNP	DNP	DNP	DNP
Justin Williams	0-2	2	DNP	DNP	-	0-1	-	-	0-1	DNP	-
Justice Ellison	1-0	1	-	-	-	-	DNP	-	-	-	1-0
Quinton Cooley	1-0	1	1-0	DNP	DNP	DNP	DNP	DNP	DNP	DNP	DNP
Taylor Morin	1-0	1	-	-	-	-	-	-	-	1-0	-
Blake Whiteheart	1-0	1	-	-	-	-	-	-	-	1-0	-
Ahmani Marshall	1-0	1	DNP	DNP	1-0	DNP	DNP	DNP	DNP	-	DNP
Leo Kelly	0-1	1	DNP	DNP	DNP	DNP	DNP	DNP	DNP	DNP	0-1
Jacob Zuhr	0-1	1	-	-	-	-	-	-	0-1	DNP	-
Adam Winter	0-1	1	-	DNP	0-1	DNP	DNP	DNP	DNP	DNP	DNP
Jack Crane	0-1	1	-	-	-	0-1	-	-	-	-	-
Nick Sciba	0-1	1	-	-	-	0-1	-	-	-	-	DNP



**2020-21 Wake Forest Men's Football  
Rushing/Receiving Game-by-Game  
All games**

**Rushing**

Player	No-Yds/TD	Clem	NCSU	Campb	UVa	Hokies	Syr	UNC	LOU	Wisc
Christian Beal-Smith	142-732/5	11-29/0	13-39/1	20-130/3	14-58/0	13-129/0	19-87/0	17-120/0	14-58/0	21-82/1
Kenneth Walker III	119-579/13	6-19/0	27-131/3	11-105/1	23-128/3	23-66/1	16-79/3	13-51/2	DNP	-
Sam Hartman	63--1/2	8--19/0	9--21/0	2-7/0	5--12/0	11-13/1	6-10/0	13-2/1	4-11/0	5-8/0
Justice Ellison	30-113/1	4-3/0	-	5-27/1	-	DNP	6-14/0	-	9-50/0	6-19/0
Michael Kern	8-7/0	2-2/0	DNP	2-8/0	DNP	-	1--5/0	DNP	DNP	3-2/0
Ahmani Marshall	6-18/0	DNP	DNP	2-10/0	DNP	DNP	DNP	DNP	4-8/0	DNP
Will Drawdy	4-19/1	2-6/0	DNP	2-13/1	DNP	-	-	DNP	DNP	DNP
Taylor Morin	2-5/0	-	-	-	-	-	-	2-5/0	-	-
Mitch Griffis	2--1/0	1--3/0	DNP	-	DNP	DNP	1-2/0	DNP	DNP	-

**Receiving**

Player	No-Yds/TD	Clem	NCSU	Campb	UVa	Hokies	Syr	UNC	LOU	Wisc
Jaquarii Roberson	62-926/8	4-92/0	7-75/1	2-21/0	7-126/0	6-46/0	7-130/1	12-167/2	9-138/1	8-131/3
Taylor Morin	32-405/3	9-93/1	3-52/0	2-20/1	1-32/0	1-2/0	5-45/0	4-47/0	2-23/1	5-91/0
Donavon Greene	29-582/2	3-76/0	1-9/0	2-40/0	4-73/0	1-36/0	4-56/0	8-170/2	DNP	6-122/0
A.T. Perry	15-211/1	2-24/0	4-36/0	5-81/0	2-53/1	1-3/0	-	DNP	1-14/0	DNP
Nolan Groulx	8-58/0	-	1-11/0	1-4/0	-	1-5/0	2-15/0	3-23/0	DNP	-
Brandon Chapman	5-65/0	1-8/0	-	-	1-10/0	-	-	-	1-7/0	2-40/0
Blake Whiteheart	5-61/0	-	1-5/0	-	1-15/0	-	-	1-3/0	2-38/0	-
Christian Beal-Smith	5-42/0	-	-	-	-	1-14/0	1-4/0	-	1-4/0	2-20/0
Donald Stewart	5-41/0	-	5-41/0	DNP	DNP	-	-	DNP	DNP	-
Ke'Shawn Williams	3-44/0	DNP	-	2-44/0	-	-	-	-	1-0/0	-
Kenneth Walker III	3-30/0	-	1-7/0	-	-	1-4/0	-	1-19/0	DNP	-
JD Kavel	1-48/0	DNP	DNP	1-48/0	DNP	DNP	DNP	DNP	DNP	DNP
Jahmal Banks	1-17/0	-	DNP	1-17/0	-	-	-	DNP	DNP	DNP
Justice Ellison	1-3/0	-	-	-	-	DNP	-	-	-	1-3/0





**2020-21 Wake Forest Men's Football  
Returns Game-by-Game  
All games**

**Punt Returns**

Player	No-Yds	Clem	NCSU	Campb	UVa	Hokies	Syr	UNC	LOU	Wisc
Taylor Morin	10-96	3-38	2-38	-	1-8	-	2-3	1-0	-	1-9

**Kick Returns**

Player	No-Yds	Clem	NCSU	Campb	UVa	Hokies	Syr	UNC	LOU	Wisc
Donavon Greene	7-238	1-27	-	3-147	-	1-25	1-19	1-20	DNP	-
Ke'Shawn Williams	5-82	DNP	-	-	-	-	-	-	4-66	1-16
Christian Beal-Smith	3-32	-	-	-	-	-	-	-	3-32	-

**Interceptions Returns**

Player	No-Yds	Clem	NCSU	Campb	UVa	Hokies	Syr	UNC	LOU	Wisc
Nick Andersen	4-0	-	-	-	-	3-0	-	-	-	1-0
Ja'Sir Taylor	2-45	-	1-45	-	-	-	-	1-0	-	-
Zion Keith	1-45	-	-	1-45	-	-	DNP	DNP	DNP	-
Gavin Holmes	1-32	DNP	DNP	DNP	-	-	1-32	DNP	DNP	DNP
Traveon Redd	1-5	-	-	1-5	-	-	-	-	DNP	-
AJ Williams	1-5	1-5	-	-	-	-	-	-	-	DNP
Trey Rucker	1-0	DNP	DNP	-	-	-	1-0	-	DNP	DNP
Caelen Carson	1-0	DNP	-	-	1-0	-	-	-	-	-
Keegan Good	1-0	-	-	DNP	1-0	-	-	-	-	-

**Fumble Returns**

Player	No-Yds	Clem	NCSU	Campb	UVa	Hokies	Syr	UNC	LOU	Wisc
--------	--------	------	------	-------	-----	--------	-----	-----	-----	------



2020-21 Wake Forest Men's Football  
Sacks Game-by-Game  
All games

Player	UA-A	Total	Clem	NCSU	Campb	UVa	Hokies	Syr	UNC	LOU	Wisc
Carlos Basham, Jr.	5-0	5	1-16	1-10	1-3	1-3	1-7	-	-	DNP	DNP
Miles Fox	3-1	3.5	1-6	-	-	-	0.5-3	-	1-7	1-7	-
JaCorey Johns	2-0	2	-	-	1-3	-	1-1	-	-	-	-
Ja'Cquez Williams	2-0	2	-	-	-	-	-	1-11	-	1-10	-
AJ Williams	1-0	1	1-10	-	-	-	-	-	-	-	DNP
Ryan Smenda, Jr.	1-0	1	-	-	-	-	-	1-8	-	-	-
Will Smart	1-0	1	-	DNP	1-1	DNP	DNP	DNP	DNP	-	-
Dion Bergan, Jr.	1-0	1	-	-	-	-	-	-	1-6	-	-
Chase Monroe	0-1	0.5	-	-	-	-	0.5-3	-	-	-	-



**2020-21 Wake Forest Men's Football  
Tackles For Loss Game-by-Game  
All games**

Player	UA-A	Total	Clem	NCSU	Campb	UVa	Hokies	Syr	UNC	LOU	Wisc
Miles Fox	8-5	10.5	1.0-6	1.5-1	-	-	0.5-3	1.0-2	2.0-8	4.0-14	0.5-1
JaCorey Johns	6-1	6.5	-	1.0-1	3.0-9	-	1.0-1	-	0.5-1	1.0-1	-
Ja'Cquez Williams	3-6	6.0	-	1.5-2	0.5-1	1.0-1	0.5-1	1.0-11	0.5-0	1.0-10	-
Carlos Basham, Jr.	5-1	5.5	1.0-16	1.0-10	1.0-3	1.0-3	1.0-7	-	0.5-1	DNP	DNP
Ryan Smenda, Jr.	4-2	5.0	-	0.5-1	-	-	-	2.0-10	-	-	2.5-12
Traveon Redd	3-3	4.5	-	1.5-2	0.5-2	1.0-1	1.0-7	-	-	DNP	0.5-1
Dion Bergan, Jr.	2-3	3.5	1.0-4	-	1.0-3	-	0.5-3	-	1.0-6	-	-
Sulaiman Kamara	2-2	3.0	-	1.5-2	-	1.0-1	-	-	0.5-0	DNP	-
Aj Williams	2-1	2.5	1.5-11	-	-	-	-	-	1.0-2	-	DNP
Will Smart	2-0	2.0	-	DNP	1.0-1	DNP	DNP	DNP	DNP	1.0-2	-
Chase Monroe	1-2	2.0	-	-	-	-	1.0-4	1.0-2	-	-	-
Shamar McCollum	1-2	2.0	-	0.5-1	DNP	-	-	0.5-1	1.0-2	DNP	DNP
Chase Jones	1-1	1.5	-	1.0-1	-	-	-	-	DNP	-	0.5-1
Luke Masterson	1-1	1.5	-	1.0-3	-	DNP	DNP	DNP	DNP	-	0.5-2
Isaiah Chaney	1-1	1.5	0.5-1	-	-	DNP	DNP	DNP	DNP	1.0-1	-
Zion Keith	1-0	1.0	-	-	-	1.0-1	-	DNP	DNP	DNP	-
Ja'Sir Taylor	1-0	1.0	-	-	-	-	-	-	-	1.0-1	-
Blake Whiteheart	1-0	1.0	-	-	-	-	-	-	-	1.0-2	-
Nick Andersen	1-0	1.0	-	-	-	-	-	-	-	-	1.0-2
Rondell Bothroyd	0-2	1.0	DNP	DNP	DNP	-	0.5-4	-	-	-	0.5-0
DJ Taylor	0-1	0.5	-	-	-	DNP	DNP	0.5-1	-	DNP	DNP



**2020-21 Wake Forest Men's Football  
Fumbles Game-by-Game  
All games**

**Fumbles**

Player	No-Lost	Clem	NCSU	Campb	UVa	Hokies	Syr	UNC	LOU	Wisc
Sam Hartman	4-0	-	1-0	-	1-0	-	-	1-0	1-0	-
Michael Kern	1-0	-	DNP	-	DNP	-	-	DNP	DNP	1-0
Christian Beal-Smith	1-1	-	1-1	-	-	-	-	-	-	-
Ke'Shawn Williams	1-1	DNP	-	-	-	-	-	-	1-1	-

**Fumbles Forced**

Player	Number	Clem	NCSU	Campb	UVa	Hokies	Syr	UNC	LOU	Wisc
Kenneth Dicks III	1	DNP	DNP	-	-	1	-	-	DNP	-
Chase Jones	1	-	-	1	-	-	-	DNP	-	-
J.J. Roberts	1	DNP	-	1	-	-	-	-	-	-
Caelen Carson	1	DNP	-	-	-	1	-	-	-	-
Nasir Greer	1	-	1	DNP	DNP	DNP	DNP	-	DNP	DNP
Ryan Smenda, Jr.	1	-	-	-	-	-	1	-	-	-
Ja'Cquez Williams	1	-	-	1	-	-	-	-	-	-
Carlos Basham, Jr.	1	-	-	-	-	1	-	-	DNP	DNP

**Fumbles Recovered**

Player	Number	Clem	NCSU	Campb	UVa	Hokies	Syr	UNC	LOU	Wisc
Miles Fox	1	-	-	-	-	-	1	-	-	-
Kenneth Dicks III	1	DNP	DNP	-	1	-	-	-	DNP	-
Zion Keith	1	-	-	1	-	-	DNP	DNP	DNP	-
Nick Andersen	1	-	-	1	-	-	-	-	-	-



2020-21 Wake Forest Men's Football  
Passing Game-by-Game  
All games

#10 Sam Hartman	Comp	Att	Int	Pct	Yards	TD	Long	Sacked	Effic.
Clemson	11	21	0	52.4	182	0	55	4-24	125.2
NC State	23	36	0	63.9	236	1	27	6-30	128.1
Campbell	12	16	0	75.0	166	1	40	1-5	182.8
Virginia	16	27	0	59.3	309	1	49	3-24	167.6
Virginia Tech	12	17	0	70.6	110	0	36	3-20	124.9
Syracuse	19	33	0	57.6	250	1	80	2-14	131.2
North Carolina	29	45	0	64.4	429	4	46	4-28	173.9
Louisville	17	41	1	41.5	224	2	44	1-10	98.6
Wisconsin	20	37	4	54.1	318	3	46	0-0	131.4
<b>Totals</b>	<b>159</b>	<b>273</b>	<b>5</b>	<b>58.2</b>	<b>2224</b>	<b>13</b>	<b>80</b>	<b>24-155</b>	<b>138.7</b>

#12 Mitch Griffis	Comp	Att	Int	Pct	Yards	TD	Long	Sacked	Effic.
Clemson	2	6	0	33.3	28	1	27	1-3	127.5
Wisconsin	2	7	0	28.6	28	0	14	0-0	62.2
<b>Totals</b>	<b>4</b>	<b>13</b>	<b>0</b>	<b>30.8</b>	<b>56</b>	<b>1</b>	<b>27</b>	<b>1-3</b>	<b>92.3</b>

#15 Michael Kern	Comp	Att	Int	Pct	Yards	TD	Long	Sacked	Effic.
Clemson	6	11	0	54.5	83	0	37	1-5	117.9
Campbell	4	5	0	80.0	109	0	48	0-0	263.1
Wisconsin	2	8	0	25.0	61	0	39	1-5	89.1
<b>Totals</b>	<b>12</b>	<b>24</b>	<b>0</b>	<b>50.0</b>	<b>253</b>	<b>0</b>	<b>48</b>	<b>2-10</b>	<b>138.6</b>



**2020-21 Wake Forest Men's Football  
Red-Zone Results  
All games**

**Wake Forest Inside Opponent Red-Zone**

Date	Opponent	Score	Times	Times	Total	Rush			Pass	FGs	Failed to score inside RZ					
			In RZ	Scored	Pts	TDs	TDs	TDs	Made	FGA	Down	Int	Fumb	Half	Game	
09/12/2020	Clemson	L 13-37	4	3	13	1	0	1	2	1	0	0	0	0	0	0
09/19/2020	at NC State	L 42-45	5	5	35	5	4	1	0	0	0	0	0	0	0	0
10/02/2020	Campbell	W 66-14	9	8	52	7	6	1	1	1	0	0	0	0	0	0
10/17/2020	Virginia	W 40-23	5	5	23	2	2	0	3	0	0	0	0	0	0	0
10/24/2020	Virginia Tech	W 23-16	3	3	17	2	2	0	1	0	0	0	0	0	0	0
10/31/2020	at Syracuse	W 38-14	4	4	24	3	3	0	1	0	0	0	0	0	0	0
11/14/2020	at North Carolina	L 53-59	6	6	43	6	3	3	0	0	0	0	0	0	0	0
12/12/2020	at Louisville	L 21-45	2	2	10	1	0	1	1	0	0	0	0	0	0	0
12/30/2020	vs Wisconsin	L 28-42	5	4	28	4	1	3	0	0	1	0	0	0	0	0
<b>Totals 40 of 43 (93.0%)</b>			<b>43</b>	<b>40</b>	<b>245</b>	<b>31</b>	<b>21</b>	<b>10</b>	<b>9</b>	<b>2</b>	<b>1</b>	<b>0</b>	<b>0</b>	<b>0</b>	<b>0</b>	<b>0</b>

**Opponents Inside Wake Forest Red-Zone**

Date	Opponent	Score	Times	Times	Total	Rush			Pass	FGs	Failed to score inside RZ					
			In RZ	Scored	Pts	TDs	TDs	TDs	Made	FGA	Down	Int	Fumb	Half	Game	
09/12/2020	Clemson	L 13-37	5	5	31	4	3	1	1	0	0	0	0	0	0	0
09/19/2020	NC State	L 42-45	6	6	38	5	3	2	1	0	0	0	0	0	0	0
10/02/2020	Campbell	W 66-14	2	1	7	1	0	1	0	1	0	0	0	0	0	0
10/17/2020	Virginia	W 40-23	6	4	20	2	2	0	2	1	1	0	0	0	0	0
10/24/2020	Virginia Tech	W 23-16	4	2	6	0	0	0	2	1	0	1	0	0	0	0
10/31/2020	Syracuse	W 38-14	2	2	14	2	0	2	0	0	0	0	0	0	0	0
11/14/2020	North Carolina	L 53-59	5	5	31	4	2	2	1	0	0	0	0	0	0	0
12/12/2020	Louisville	L 21-45	5	4	28	4	3	1	0	0	1	0	0	0	0	0
12/30/2020	Wisconsin	L 28-42	6	6	42	6	5	1	0	0	0	0	0	0	0	0
<b>Totals 35 of 41 (85.4%)</b>			<b>41</b>	<b>35</b>	<b>217</b>	<b>28</b>	<b>18</b>	<b>10</b>	<b>7</b>	<b>3</b>	<b>2</b>	<b>1</b>	<b>0</b>	<b>0</b>	<b>0</b>	<b>0</b>



**2020-21 Wake Forest Men's Football  
Tackles Breakdown  
All games**

**All Tackles**

Player	Total	Rush	Pass	Sack	KO	Punt	Int	Fumb	FF	Other
Ja'Cquez Williams	73	0	0	6	0	0	0	0	0	67
Nick Andersen	63	0	0	1	0	0	0	0	0	62
Ryan Smenda, Jr.	52	0	0	5	0	0	0	0	0	47
Traveon Redd	46	0	0	4.5	0	0	0	0	0	41.5
Ja'Sir Taylor	42	0	0	1	0	0	0	0	0	41
JaCorey Johns	32	0	0	6.5	0	0	0	0	0	25.5
Zion Keith	31	0	0	1	0	0	0	0	0	30
AJ Williams	30	0	0	2.5	0	0	0	0	0	27.5
Carlos Basham, Jr.	28	0	0	5.5	0	0	0	0	0	22.5
Luke Masterson	25	0	0	1.5	0	0	0	0	0	23.5
Caelen Carson	25	0	0	0	0	0	0	0	0	25
Miles Fox	24	0	0	10.5	0	0	0	0	0	13.5
Trey Rucker	19	0	0	0	0	0	0	0	0	19
Chase Monroe	19	0	0	2	0	0	0	0	0	17
Sulaiman Kamara	15	0	0	3	0	0	0	0	0	12
Chase Jones	13	0	0	1.5	0	0	0	0	0	11.5
Rondell Bothroyd	11	0	0	1	0	0	0	0	0	10
Shamar McCollum	10	0	0	2	0	0	0	0	0	8
Dion Bergan, Jr.	10	0	0	3.5	0	0	0	0	0	6.5
Nasir Greer	7	0	0	0	0	0	0	0	0	7
DJ Taylor	7	0	0	0.5	0	0	0	0	0	6.5
Tyriq Hardimon	6	0	0	0	0	0	0	0	0	6
J.J. Roberts	5	0	0	0	0	0	0	0	0	5
Kenneth Dicks III	5	0	0	0	0	0	0	0	0	5
Will Smart	5	0	0	2	0	0	0	0	0	3
Royce Francis	4	0	0	0	0	0	0	0	0	4
Peyton Woulard	4	0	0	0	0	0	0	0	0	4
Isaiah Chaney	4	0	0	1.5	0	0	0	0	0	2.5
Coby Davis	4	0	0	0	0	0	0	0	0	4
Jasheen Davis	3	0	0	0	0	0	0	0	0	3
Keegan Good	3	0	0	0	0	0	0	0	0	3
Gavin Holmes	3	0	0	0	0	0	0	0	0	3
Jaylen Hudson	3	0	0	0	0	0	0	0	0	3
Tyler Williams	2	0	0	0	0	0	0	0	0	2
Justin Williams	2	0	0	0	0	0	0	0	0	2
Sam Hartman	2	0	0	0	0	0	0	0	0	2
Christian Beal-Smith	2	0	0	0	0	0	0	0	0	2
Ke'Shawn Williams	2	0	0	0	0	0	0	0	0	2
Leo Kelly	1	0	0	0	0	0	0	0	0	1
Taylor Morin	1	0	0	0	0	0	0	0	0	1
Justice Ellison	1	0	0	0	0	0	0	0	0	1
Nick Sciba	1	0	0	0	0	0	0	0	0	1
Quinton Cooley	1	0	0	0	0	0	0	0	0	1
Ahmani Marshall	1	0	0	0	0	0	0	0	0	1
Jack Crane	1	0	0	0	0	0	0	0	0	1
Adam Winter	1	0	0	0	0	0	0	0	0	1
Jacob Zuhr	1	0	0	0	0	0	0	0	0	1
Blake Whiteheart	1	0	0	1	0	0	0	0	0	0
<b>Total</b>	<b>651</b>	<b>0</b>	<b>0</b>	<b>63</b>	<b>0</b>	<b>0</b>	<b>0</b>	<b>0</b>	<b>0</b>	<b>588</b>



2020-21 Wake Forest Men's Football  
Tackles Breakdown  
All games

**Rushing Tackles**

Player	No.
Total	0

**Passing Tackles**

Player	No.
Total	0

**Special Teams Tackles**

Player	Total	KO	Punt
Total	0	0	0

**Kickoff return Tackles**

Player	No.
Total	0

**Punt Return Tackles**

Player	No.
Total	0





**2020-21 Wake Forest Men's Football**  
**By Quarter Statistics**  
**All games**

**3rd-Down Conversions**

Date	Opponent	Score	Overall	1st Qtr	2nd Qtr	3rd Qtr	4th Qtr	Overtime
09/12/2020	Clemson	L 13-37	5-17 29.4	2-5 40.0	1-4 25.0	1-4 25.0	1-4 25.0	0-0 0.0
09/19/2020	at NC State	L 42-45	7-15 46.7	2-3 66.7	3-4 75.0	1-5 20.0	1-3 33.3	0-0 0.0
10/02/2020	Campbell	W 66-14	5-7 71.4	1-2 50.0	1-2 50.0	2-2 100.0	1-1 100.0	0-0 0.0
10/17/2020	Virginia	W 40-23	4-15 26.7	0-1 0.0	1-5 20.0	2-5 40.0	1-4 25.0	0-0 0.0
10/24/2020	Virginia Tech	W 23-16	3-14 21.4	2-4 50.0	1-5 20.0	0-2 0.0	0-3 0.0	0-0 0.0
10/31/2020	at Syracuse	W 38-14	9-18 50.0	5-6 83.3	1-5 20.0	2-2 100.0	1-5 20.0	0-0 0.0
11/14/2020	at North Carolina	L 53-59	9-18 50.0	2-3 66.7	3-5 60.0	3-6 50.0	1-4 25.0	0-0 0.0
12/12/2020	at Louisville	L 21-45	7-18 38.9	3-6 50.0	1-6 16.7	0-1 0.0	3-5 60.0	0-0 0.0
12/30/2020	vs Wisconsin	L 28-42	7-16 43.8	4-5 80.0	0-3 0.0	0-1 0.0	3-7 42.9	0-0 0.0
<b>Wake Forest</b>			<b>56-138 40.6</b>	<b>21-35 60.0</b>	<b>12-39 30.8</b>	<b>11-28 39.3</b>	<b>12-36 33.3</b>	<b>0-0 0.0</b>
<b>Opponents</b>			<b>52-125 41.6</b>	<b>10-26 38.5</b>	<b>19-38 50.0</b>	<b>6-25 24.0</b>	<b>17-36 47.2</b>	<b>0-0 0.0</b>

**4th-Down Conversions**

Date	Opponent	Score	Overall	1st Qtr	2nd Qtr	3rd Qtr	4th Qtr	Overtime
09/12/2020	Clemson	L 13-37	0-1 0.0	0-0 0.0	0-0 0.0	0-1 0.0	0-0 0.0	0-0 0.0
09/19/2020	at NC State	L 42-45	2-4 50.0	0-0 0.0	1-1 100.0	1-1 100.0	0-2 0.0	0-0 0.0
10/02/2020	Campbell	W 66-14	0-0 0.0	0-0 0.0	0-0 0.0	0-0 0.0	0-0 0.0	0-0 0.0
10/17/2020	Virginia	W 40-23	1-2 50.0	0-0 0.0	1-1 100.0	0-0 0.0	0-1 0.0	0-0 0.0
10/24/2020	Virginia Tech	W 23-16	3-3 100.0	0-0 0.0	3-3 100.0	0-0 0.0	0-0 0.0	0-0 0.0
10/31/2020	at Syracuse	W 38-14	2-4 50.0	0-0 0.0	0-1 0.0	0-0 0.0	2-3 66.7	0-0 0.0
11/14/2020	at North Carolina	L 53-59	0-1 0.0	0-0 0.0	0-0 0.0	0-0 0.0	0-1 0.0	0-0 0.0
12/12/2020	at Louisville	L 21-45	1-2 50.0	0-0 0.0	0-0 0.0	0-0 0.0	1-2 50.0	0-0 0.0
12/30/2020	vs Wisconsin	L 28-42	1-4 25.0	0-0 0.0	0-0 0.0	0-1 0.0	1-3 33.3	0-0 0.0
<b>Wake Forest</b>			<b>10-21 47.6</b>	<b>0-0 0.0</b>	<b>5-6 83.3</b>	<b>1-3 33.3</b>	<b>4-12 33.3</b>	<b>0-0 0.0</b>
<b>Opponents</b>			<b>6-10 60.0</b>	<b>0-2 0.0</b>	<b>3-3 100.0</b>	<b>2-3 66.7</b>	<b>1-2 50.0</b>	<b>0-0 0.0</b>

**Time of Possession**

Date	Opponent	Score	Overall	1st Qtr	2nd Qtr	3rd Qtr	4th Qtr	Overtime
09/12/2020	Clemson	L 13-37	25:16	06:52	04:02	06:32	07:50	00:00
09/19/2020	at NC State	L 42-45	29:01	05:43	08:56	07:27	06:55	00:00
10/02/2020	Campbell	W 66-14	25:27	06:12	04:12	06:50	08:13	00:00
10/17/2020	Virginia	W 40-23	27:08	04:52	06:44	07:36	07:56	00:00
10/24/2020	Virginia Tech	W 23-16	29:42	06:49	08:38	06:33	07:42	00:00
10/31/2020	at Syracuse	W 38-14	36:14	09:20	07:36	09:11	10:07	00:00
11/14/2020	at North Carolina	L 53-59	28:48	06:20	08:10	08:57	05:21	00:00
12/12/2020	at Louisville	L 21-45	23:04	07:16	06:30	03:45	05:33	00:00
12/30/2020	vs Wisconsin	L 28-42	26:08	06:25	04:20	07:37	07:46	00:00
<b>Wake Forest</b>			<b>Total 250:48</b>	<b>59:49</b>	<b>59:08</b>	<b>64:28</b>	<b>67:23</b>	<b>00:00</b>
			<b>Avg. 27:52</b>	<b>06:39</b>	<b>06:34</b>	<b>07:10</b>	<b>07:29</b>	<b>00:00</b>
<b>Opponents</b>			<b>Total 289:12</b>	<b>75:11</b>	<b>75:52</b>	<b>70:32</b>	<b>67:37</b>	<b>00:00</b>
			<b>Avg. 32:08</b>	<b>08:21</b>	<b>08:26</b>	<b>07:50</b>	<b>07:31</b>	<b>00:00</b>



**2020-21 Wake Forest Men's Football  
Team Game-by-Game Comparison  
All games**

Opponent	Score	First Downs			Pen	Rushing Number-Yards	Passing		Total Offense Plays-Yards	Return Yards	Turn- Overs
		Total	Rush	Pass			Comp-Att.-Int	Yards			
Clemson	13-37	15 / 27	4 / 11	8 / 16	3 / 0	34-37 / 46-185	19-38-0 / 26-36-1	293 / 376	72-330 / 82-561	65 / 15	0 / 1
NC State	42-45	32 / 24	14 / 14	14 / 10	4 / 0	49-149 / 49-270	23-36-0 / 17-24-1	236 / 193	85-385 / 73-463	38 / 24	1 / 1
Campbell	66-14	29 / 22	18 / 8	11 / 11	0 / 3	45-299 / 38-120	16-21-0 / 20-36-2	275 / 242	66-574 / 74-362	147 / 76	0 / 4
Virginia	40-23	18 / 27	6 / 13	12 / 9	0 / 5	42-174 / 38-218	16-27-0 / 25-45-2	309 / 202	69-483 / 83-420	8 / 136	0 / 3
Virginia Tech	23-16	17 / 28	8 / 15	5 / 9	4 / 4	49-206 / 43-210	12-17-0 / 17-35-3	110 / 223	66-316 / 78-433	25 / 37	0 / 3
Syracuse	38-14	26 / 13	11 / 6	12 / 6	3 / 1	49-187 / 22-79	19-33-0 / 22-34-2	250 / 142	82-437 / 56-221	22 / 94	0 / 3
North Carolina	53-59	30 / 30	12 / 12	16 / 17	2 / 1	46-177 / 38-192	29-45-0 / 32-45-1	429 / 550	91-606 / 83-742	20 / 17	0 / 1
Louisville	21-45	17 / 19	6 / 10	11 / 8	0 / 1	31-127 / 47-254	17-41-1 / 17-23-0	224 / 199	72-351 / 70-453	98 / 31	2 / 0
Wisconsin	28-42	27 / 19	4 / 11	20 / 5	3 / 3	35-111 / 44-122	24-52-4 / 13-20-1	407 / 144	87-518 / 64-266	25 / 91	4 / 1
<b>Totals</b>	<b>324-295</b>	<b>211 / 209</b>	<b>83 / 100</b>	<b>109 / 91</b>	<b>19 / 18</b>	<b>380-1467 / 365-1650</b>	<b>175-310-5 / 189-298-13</b>	<b>2533 / 2271</b>	<b>690-4000 / 663-3921</b>	<b>448 / 521</b>	<b>7 / 17</b>

Opponents	3rd Down Conversion	4th Down Conversion	Time of Possession	TOP Margin	Avg Yds/Rush	Avg Yds/Pass	Avg Yds/Play	Punting Number-Avg	Penalties Number-Yards	Sacks
Clemson	5-17 / 8-15	0-1 / 0-0	25:16 / 34:44	-10:32	1.1 / 4.0	7.7 / 10.4	4.6 / 6.8	6-40.3 / 5-43.0	1-6.0 / 5-55.0	3 / 6
NC State	7-15 / 6-13	2-4 / 0-0	29:01 / 30:59	-2:02	3.0 / 5.5	6.6 / 8.0	4.5 / 6.3	4-29.0 / 4-37.5	3-15.0 / 6-65.0	1 / 6
Campbell	5-7 / 9-16	0-0 / 0-0	25:27 / 34:33	-10:54	6.6 / 3.2	13.1 / 6.7	8.7 / 4.9	0-0.0 / 4-46.5	5-40.0 / 5-42.0	3 / 1
Virginia	4-15 / 4-15	1-2 / 1-2	27:08 / 32:52	-6:16	4.1 / 5.7	11.4 / 4.5	7.0 / 5.1	5-47.2 / 4-45.0	12-119.0 / 5-52.0	1 / 3
Virginia Tech	3-14 / 5-16	3-3 / 2-2	29:42 / 30:18	-1:24	4.2 / 4.9	6.5 / 6.4	4.8 / 5.6	5-41.2 / 2-43.0	6-79.0 / 10-112.0	3 / 3
Syracuse	9-18 / 3-11	2-4 / 1-1	36:14 / 23:46	12:28	3.8 / 3.6	7.6 / 4.2	5.3 / 3.9	4-42.3 / 7-42.4	7-57.0 / 7-76.0	2 / 2
North Carolina	9-18 / 7-14	0-1 / 1-2	28:48 / 31:12	-3:36	3.8 / 5.1	9.5 / 12.2	6.7 / 8.9	6-42.5 / 4-44.0	4-20.0 / 6-58.0	2 / 4
Louisville	7-18 / 7-14	1-2 / 0-2	23:04 / 36:56	-14:08	4.1 / 5.4	5.5 / 8.7	4.9 / 6.5	6-41.5 / 4-43.5	5-39.0 / 7-32.0	2 / 1
Wisconsin	7-16 / 3-11	1-4 / 1-1	26:08 / 33:52	-8:16	3.2 / 2.8	7.8 / 7.2	6.0 / 4.2	4-34.3 / 6-35.0	5-26.0 / 6-39.0	0 / 1
<b>Totals</b>	<b>56-138 / 52-125</b>	<b>10-21 / 6-10</b>	<b>250:48 / 289:12</b>	<b>-39:36</b>	<b>3.9 / 4.5</b>	<b>8.2 / 7.6</b>	<b>5.8 / 5.9</b>	<b>40-40.3 / 40-41.9</b>	<b>48-401.0 / 57-531.0</b>	<b>17 / 27</b>

Note: Game totals are displayed in the format TEAM/OPPONENT for each category



**2020-21 Wake Forest Men's Football  
Results and Comparison  
All games**

	Date	Opponent		Score	Overall	Conf	Time	Attend
*	09/12/2020	Clemson	L	13-37	0-1	0-1	3:17	68
*	09/19/2020	at NC State	L	42-45	0-2	0-2	3:26	350
	10/02/2020	Campbell	W	66-14	1-2	0-2	3:07	2058
*	10/17/2020	Virginia	W	40-23	2-2	1-2	3:30	2186
*	10/24/2020	Virginia Tech	W	23-16	3-2	2-2	3:09	2135
*	10/31/2020	at Syracuse	W	38-14	4-2	3-2	3:12	0
*	11/14/2020	at North Carolina	L	53-59	4-3	3-3	3:39	3535
*	12/12/2020	at Louisville	L	21-45	4-4	3-4	3:16	10959
	12/30/2020	vs Wisconsin	L	28-42	4-5	3-4	3:37	1500

Opponent	Score	Total	First Downs			Pen	Rushing Number-Yards	Passing		Total Offense Plays-Yards	Return Yards	Turn- Overs
			Rush	Pass				Comp-Att.-Int	Yards			
Clemson	13-37	15 / 27	4 / 11	8 / 16	3 / 0	34-37 / 46-185	19-38-0 / 26-36-1	293 / 376	72-330 / 82-561	65 / 15	0 / 1	
NC State	42-45	32 / 24	14 / 14	14 / 10	4 / 0	49-149 / 49-270	23-36-0 / 17-24-1	236 / 193	85-385 / 73-463	38 / 24	1 / 1	
Campbell	66-14	29 / 22	18 / 8	11 / 11	0 / 3	45-299 / 38-120	16-21-0 / 20-36-2	275 / 242	66-574 / 74-362	147 / 76	0 / 4	
Virginia	40-23	18 / 27	6 / 13	12 / 9	0 / 5	42-174 / 38-218	16-27-0 / 25-45-2	309 / 202	69-483 / 83-420	8 / 136	0 / 3	
Virginia Tech	23-16	17 / 28	8 / 15	5 / 9	4 / 4	49-206 / 43-210	12-17-0 / 17-35-3	110 / 223	66-316 / 78-433	25 / 37	0 / 3	
Syracuse	38-14	26 / 13	11 / 6	12 / 6	3 / 1	49-187 / 22-79	19-33-0 / 22-34-2	250 / 142	82-437 / 56-221	22 / 94	0 / 3	
North Carolina	53-59	30 / 30	12 / 12	16 / 17	2 / 1	46-177 / 38-192	29-45-0 / 32-45-1	429 / 550	91-606 / 83-742	20 / 17	0 / 1	
Louisville	21-45	17 / 19	6 / 10	11 / 8	0 / 1	31-127 / 47-254	17-41-1 / 17-23-0	224 / 199	72-351 / 70-453	98 / 31	2 / 0	
Wisconsin	28-42	27 / 19	4 / 11	20 / 5	3 / 3	35-111 / 44-122	24-52-4 / 13-20-1	407 / 144	87-518 / 64-266	25 / 91	4 / 1	
<b>Totals</b>	<b>324-295</b>	<b>211 / 209</b>	<b>83 / 100</b>	<b>109 / 91</b>	<b>19 / 18</b>	<b>380-1467 / 365-1650</b>	<b>175-310-5 / 189-298-13</b>	<b>2533 / 2271</b>	<b>690-4000 / 663-3921</b>	<b>448 / 521</b>	<b>7 / 17</b>	



2020-21 Wake Forest Men's Football  
All-Purpose Yards Game-by-Game  
All games

Player	Total	Clem	NCSU	Campb	UVa	Hokies	Syr	UNC	LOU	Wisc
Jaquarii Roberson	926	92	75	21	126	46	130	167	138	131
Donavon Greene	820	103	9	187	73	61	75	190	DNP	122
Christian Beal-Smith	806	29	39	130	58	143	91	120	94	102
Kenneth Walker III	609	19	138	105	128	70	79	70	DNP	-
Taylor Morin	506	131	90	20	40	2	48	52	23	100
A.T. Perry	211	24	36	81	53	3	-	DNP	14	DNP
Ke'Shawn Williams	126	DNP	-	44	-	-	-	-	66	16
Justice Ellison	116	3	-	27	-	DNP	14	-	50	22
Brandon Chapman	65	8	-	-	10	-	-	-	7	40
Blake Whiteheart	61	-	5	-	15	-	-	3	38	-
Nolan Groulx	58	-	11	4	-	5	15	23	DNP	-
JD Kavel	48	DNP	DNP	48	DNP	DNP	DNP	DNP	DNP	DNP
Ja'Sir Taylor	45	-	45	-	-	-	-	-	-	-
Zion Keith	45	-	-	45	-	-	DNP	DNP	DNP	-
Donald Stewart	41	-	41	DNP	DNP	-	-	DNP	DNP	-
Gavin Holmes	32	DNP	DNP	DNP	-	-	32	DNP	DNP	DNP
Will Drawdy	19	6	DNP	13	DNP	-	-	DNP	DNP	DNP
Ahmani Marshall	18	DNP	DNP	10	DNP	DNP	DNP	DNP	8	DNP
Jahmal Banks	17	-	DNP	17	-	-	-	DNP	DNP	DNP
Michael Kern	7	2	DNP	8	DNP	-	-5	DNP	DNP	2
AJ Williams	5	5	-	-	-	-	-	-	-	DNP
Traveon Redd	5	-	-	5	-	-	-	-	DNP	-
Sam Hartman	-1	-19	-21	7	-12	13	10	2	11	8
Mitch Griffis	-1	-3	DNP	-	DNP	DNP	2	DNP	DNP	-