



WOMEN'S BASKETBALL

2020-21 Game Notes

SID: Kylie Magar, Assistant Director of Athletic Communications • kmagar@fau.edu • C: 425-647-9584

FAU • Department of Athletics • 777 Glades Rd • Boca Raton, FL 33431

Game Information

Date.....Friday, Jan. 8, 2021
Time.....5 p.m. (Eastern)
Location.....Boca Raton, Fla.
Arena.....Abessinio Court at FAU Arena
TV.....ESPN+
Online.....ESPN+
PxP.....Frank Forte and John DeStefano
Stats.....fausports.com
Twitter.....@FAUWBB
Instagram.....@FAUWBB

Game
7

FAU vs. Old Dominion

Florida Atlantic

2-4 (0-2 C-USA)
H: 2-0 | A: 0-5



Old Dominion

3-3 (0-2 C-USA)
H: 3-2 | A: 0-1



Last game: L, 66-64 at Middle Tennessee
Jan. 2

Last game: L, 81-80 vs. FIU
Jan. 2

Head coach: Jim Jabir
(Nazareth, '84)

Head coach: DeLisha Milton-Jones
(Florida, '97)

Overall: 505-439 (33rd season)
At FAU: 33-61 (fourth season)

Overall: 35-35 (3rd season)
At ODU: 3-3 (1st season)

Series History

Overall.....0-10
Home.....0-4
Away.....0-5
Neutral.....0-1
Streak.....L10
Last Meeting Score.....L, 60-49
LM Location.....Norfolk, Va.
LM Date.....Feb. 26, 2020

2020-21 SCHEDULE

| Date | Opponent | Time/Result |
|---------|------------------------------|-------------|
| 11/30 | vs. North Florida | W, 93-81 |
| 12/3 | at Miami | L, 73-61 |
| 12/7 | at Florida | L, 88-76 |
| 12/18 | vs. Florida Memorial | W, 104-73 |
| 1/1 | at Middle Tennessee* | L, 84-65 |
| 1/2 | at Middle Tennessee* | L, 66-64 |
| 1/8 | vs. Old Dominion* | 5 p.m. |
| 1/9 | vs. Old Dominion* | 2 p.m. |
| 1/15 | vs. FIU* | 2 p.m. |
| 1/16 | at FIU* | 4 p.m. |
| 1/22 | at Charlotte* | 6 p.m. |
| 1/23 | at Charlotte* | 3 p.m. |
| 1/29 | vs. Marshall* | 5 p.m. |
| 1/30 | vs. Marshall* | 2 p.m. |
| 2/5 | at WKU* | 7 p.m. |
| 2/6 | at WKU* | 7 p.m. |
| 2/12 | vs. UTSA | 5 p.m. |
| 2/13 | vs. UTSA* | 2 p.m. |
| 2/19 | at UTEP* | 8 p.m. |
| 2/20 | at UTEP* | 3 p.m. |
| 2/26 | vs. Southern Miss* | 5 p.m. |
| 2/27 | vs. Southern Miss* | 2 p.m. |
| 3/10-13 | Conference USA Championships | |

Home games in bold
* Conference USA game

All times EST

About the Owls

- FAU will look for a pair of Conference USA wins in its home conference opening series vs. Old Dominion this weekend. The Owls are coming off two straight tough losses in Murfreesboro, Tennessee, and hope to knock off the Monarchs for the first time in school history
- Head coach Jabir is in his fourth season at the helm with his 2020-21 team being made up of one redshirt freshman, eight sophomores, six juniors, one senior and one graduate student
- Iggy Allen leads the team with 20.8 PPG, 10.0 RPG and 2.3 SPG, and is tied with Alexa Zaph (9.8 PPG) for a team's most assists (17). Janeta Rozentale averages 9.2 PPG and 8.4 RPG, while leading the team in blocks (7)
- FAU leads C-USA in offensive rebounds (17.5 ORPG) and is tied for first in rebounds per game (45.3 RPG)


Owl Updates

- The Owls were picked to finish 10th in C-USA, as voted on by the league's head coaches
- FAU is coming off the 2019-20 season with a 13-17 record (7-11 C-USA), having tied for eighth with Southern Miss and Marshall in the conference standings in 2019-20. FAU played as the 10th seed (following tiebreaker rules) at the conference tournament
- FAU welcomes four first-year members to the squad. Iggy Allen is a graduate transfer from Miami, Rita Pleskevich transferred from Washington, Bre Beck is a junior college transfer from Wabash Valley and Kimia Carter joins FAU from one year at Stetson
- USF transfer Janeta Rozentale and Boise State transfer Sofia Galeron are now eligible for the 2020-21 season after sitting out last year due to NCAA transfer rules
- Each player on the roster saw time on a basketball court at some point in their collegiate career
- Juliette Gauthier, the Owls' third leading scorer and second leading rebounder in 2019-20, will miss the season due to injury

Series History

- FAU and Old Dominion will square off twice this weekend for the 11th and 12th time of the series
- The Owls have never beaten the Monarchs, trailing 0-10 in the series
- FAU faced Old Dominion twice last season, falling in the second of two matchups on the road, 60-49. Juliette Gauthier led the way with a double-double (13 points and 16 rebounds)
- The Owls are 0-4 in Boca Raton, 0-5 in Norfolk and 0-1 at the C-USA Tournament against the Monarchs

Last Starting Five



#1
Rita Pleskevich

GP/GS: 3/3

PPG: 9.7

RPG: 4.3

APG: 2.3

MPG: 28.7



#2
Iggy Allen

GP/GS: 6/6

PPG: 20.8

RPG: 10.0

APG: 2.8

MPG: 29.5



#12
Allie Tylka

GP/GS: 6/5

PPG: 9.5

RPG: 3.5

APG: 0.7

MPG: 23.2



#32
Amber Gaston

GP/GS: 5/1

PPG: 4.2

RPG: 2.0

APG: 1.0

MPG: 13.0



#34
Alexa Zaph

GP/GS: 6/6

PPG: 9.8

RPG: 3.5

APG: 2.8

MPG: 29.5



GAME NOTES

Miscellaneous Stats

Largest Non-Conference Win

Under Jabir: 44 points, vs. Siena (11/19/19)
2020-21: 31 points, vs. Florida Memorial (12/18/20)

Largest Conference Win

Under Jabir: 34 points, at UTSA (1/25/18)
2020-21: N/A

Largest Loss

Under Jabir: 43 points at Tulane (11/28/18)
20-21: 19 points, at Middle Tennessee (1/1/21)

Largest Halftime Lead

FAU..... 21 points; 50-29 vs. Florida Memorial
Opponent.....15 points; 46-31, Florida

Points in a Half

FAU
Most: 54 points, vs. Florida Memorial
Least: 29 points, at Miami

Opponent

Most: 51 points, North Florida
Least: 30 points, North Florida

Quarters

FAU
Highest Points Total35, vs. Florida Memorial
Lowest Points Total 8, at Middle Tennessee
Highest FG Percentage.....69.23 vs. Florida Memorial
Lowest FG Percentage.....21.05, vs. Middle Tennessee

Opponent

Highest Points Total 34, North Florida
Lowest Points Total..... 12, Middle Tennessee
Highest FG Percentage.....52.4, Florida
Lowest FG Percentage..... 20.0, North Florida

Team Season Highs

Points.....104, vs. Florida Memorial
FG%.....43.5, vs. Florida Memorial
FGs made.....40, vs. Florida Memorial
3-point FG%.....35.3, vs. Florida Memorial
3-point FGs made 12, vs. Florida Memorial
FT%75.0, vs. North Florida
FTs made18, vs. North Florida
FTs attempted.....26, vs. Florida Memorial
Rebounds.....64, vs. Florida Memorial
Assists 26, vs. Florida Memorial
Steals.....17 vs. Florida Memorial
Blocks..... 4, vs. North Florida and at Miami

Team Season Lows

Points.....61, at Miami
FG%..... 33.3, at Middle Tennessee
3-point FG%..... 19.2, at Florida
FT% 44.4, at Middle Tennessee
Rebounds.....32, at Miami
Turnovers25, vs. Florida Memorial

Stat Comparison

| FAU | ODU |
|-----------|------------------------|
| 77.2..... | Scoring..... 71.0 |
| 77.5..... | Opp. Scoring..... 65.0 |
| .396..... | FG %..... 433 |
| .406..... | Def. FG%..... 396 |
| .281..... | 3-pt. %..... 278 |
| 9.0..... | 3-pt./gm..... 5.0 |
| .615..... | FT% 656 |
| 45.3..... | Reb./gm..... 38.3 |
| 15.5..... | Assists/gm..... 15.2 |
| 16.8..... | TO/gm 13.8 |
| 2.4..... | TO Margin 2.3 |
| 9.0..... | Steals/gm..... 8.8 |
| 3.0..... | Blocks/gm 3.2 |

Scouting Old Dominion

- ODU was chosen to finish third in C-USA and received three first-place votes, as determined by the league's head coaches
- **Amari Young** was one of nine players chosen to the C-USA Preseason Team. She averaged 10.6 PPG and 8.2 RPG last season, while tallying 63 steals and 24 blocks
- **Ajah Wayne** is also a C-USA Preseason Team recipient after averaging 10.7 PPG and 6.9 RPG
- This season, **Victoria Morris** leads the way with 18.8 PPG and 19 assists
- **Young** is averaging a double-double (16.0 PPG and 10.3 RPG), while having a team's best 15 steals
- **Wayne** puts up 12.3 PPG and 9.3 RPG
- ODU has a league's best assist/turnover ratio (1.1)

Last Time Out

- The Owls fell to the Lady Raiders in heartbreaking fashion on Saturday, 66-64
- FAU was leading 58-48 with five minutes left in the game, but were unable to hold on, dropping the 21st straight game against MT
- **Rita Pleskevich** led the Owls with career highs in points (18) and rebounds (8), while playing all 40 minutes
- **Iggy Allen** followed with 17 points, eight rebounds and a career-high four steals
- **Alexa Zaph** was the third Owl in double digits with 10 points and four boards
- **Sofia Galerón** came off the bench to tally eight points and three assists

An Owl Win Means...

- The first defeat over ODU in school history after starting out 0-10 vs. the Monarchs
- FAU will win its first C-USA game of the season
- A two-game losing streak will be snapped
- FAU will capture its 298th home victory

Iggy Allen. Know the Name.

- **Iggy Allen** is a graduate transfer from the University of Miami
- Already reached career-high numbers in scoring (24), 3-pointers (5, twice), rebounds (17), assists (5) and steals (4) in first six games
- **Allen** leads team with 20.8 PPG (3rd in C-USA), 10.0 RPG (5th) and 2.3 SPG (T-2nd)
- Only had one collegiate 3-pointer prior to coming to FAU, and is now fourth in 3-pointers per game (3.0) and fifth in 3PT FG % (.400) in the league
- Ranked nationally in defensive rebounds per game - 7.7 (29th), 3-pointers per game (29th) and points per game (31st)
- The South Florida native played 12 games for the Canes last season, tallying a season-high nine points and five boards against No. 7 Louisville
- Began her collegiate career at Mississippi State, where she played in 20 games to help the Bulldogs reach the NCAA Championship title game in 2017
- No. 43 overall player in 2016 recruiting class, including fourth-best Floridian

Going Out with a Bang

- **Astou Gaye** began season with a double-double vs. UNF (11 points & 13 rebounds)
- Recorded a nine point, 14-rebound performance vs. Florida Memorial
- Has four career double-doubles
- Lone true senior on the squad
- During junior year, averaged 8.7 PPG and 5.8 RPG with league-play stats of 9.5 PPG and 6.1 RPG
- Ranked second in C-USA in offensive boards per game (4.0)

The Commander

- Starting point guard **Alexa Zaph** has scored double digits in four of the first six games
- Coming off Middle Tennessee game, where she produced 10 points, four rebounds and two assists
- Tied for a team's most assists with 17 on the year
- In C-USA, tied for 17th in assists per game (2.8)

Elevating Her Game

- Prior to the Owls' opening game against UNF, **Allie Tylka's** career-high in points was nine. She doubled that vs. the Ospreys, as she led the Owls with a career-high 19 points and three 3-pointers
- **Tylka** had four points, five boards and a steal at Middle Tennessee on Saturday
- Fourth leading scorer on the team, averaging 9.2 PPG

Situational Records

Under Jabir 2020-21

At home24-25.....2-0
On the road9-33.....0-4
In overtime.....3-1.....0-0

On Mondays.....2-1.....1-1
On Tuesdays.....1-1.....0-0
On Wednesdays.....0-10.....0-0
On Thursdays.....6-18.....0-1
On Fridays.....8-4.....1-1
On Saturdays.....10-25.....0-1
On Sundays.....6-2.....0-0

In November.....10-11.....1-0
In December.....7-11.....1-2
In January8-17.....0-2
In February6-14.....0-0
In March2-6.....0-0

When leading after the first quarter.....26-14.....2-1
When trailing after the first quarter6-44.....0-2
When tied after the first quarter1-2.....0-1

When leading at halftime26-12.....2-2
When trailing at halftime6-48.....0-2
When tied at halftime.....1-0.....0-0

When leading after the third quarter27-4.....2-0
When trailing after the third quarter5-55.....0-3
When tied after the third quarter.....0-1.....0-1

When leading with five minutes left.....28-3.....13-1
When trailing with five minutes left.....4-55.....0-2
When tied with five minutes left1-2.....0-0

When outrebounding opponents.....24-14.....2-0
When being outrebounded8-52.....0-4
Equal rebounds1-0.....0-0

Shooting 50% or better4-0.....0-0
Shooting 40-49%17-15.....2-1
Shooting 30-39%11-38.....0-3
Shooting below 30%.....1-7.....0-0
Allowing 50% or better.....0-15.....0-0
Allowing 40-49%.....5-30.....1-3
Allowing 30-39%.....21-14.....1-1
Holding to below 30%.....7-0.....0-0

Scoring <50 points0-9.....0-0
Scoring 50-59 points2-20.....0-0
Scoring 60-69 points9-24.....0-3
Scoring 70-79 points8-7.....0-1
Scoring 80-89 points10-0.....0-0
Scoring >90 points4-0.....2-0
Holding opponents <50 points.....5-0.....0-0
Allowing 50-59 points9-4.....0-0
Allowing 60-69 points9-18.....0-1
Allowing 70-79 points9-14.....1-1
Allowing 80-89 points1-18.....1-2
Allowing >90 points0-6.....0-0

When FAU has more turnovers15-38.....0-1
When opponent has more turnovers.....17-14.....2-3
Equal amount of turnovers.....2-7.....0-0

When starting:
Gaye/Pleksevich/Allen/Tylka/Zaph1-0
Gaye/Allen/Vehka-Aho/Tylka/Zaph.....1-1
Gaye/Allen/Vehka-Aho/Rozentale/Zaph.....0-1
Pleskevich/Allen/Tylka/Gaston/Zaph.....0-1
Pleskevich/Allen/Tylka/Rozentale/Zaph.....0-1



GAME NOTES

Streaks

| | |
|--------------|----|
| Overall..... | L2 |
| Home..... | W3 |
| Road..... | L6 |

Consecutive Games w/ a 3-PT FG

| | |
|--|------|
| Team..... | 318* |
| Sofia Galerón..... | 5 |
| Allie Tylka..... | 4 |
| Nikola Ozola..... | 3 |
| Alexa Zaph..... | 3 |
| Rita Pleskevich..... | 2 |
| *Dates back to 12/30/09 vs. Ga. Southern | |

Consecutive double-digit scoring

| | |
|----------------------|---|
| Iggy Allen..... | 6 |
| Rita Pleskevich..... | 1 |
| Alexa Zaph..... | 1 |

Consecutive starts

| | |
|----------------------|---|
| Iggy Allen..... | 6 |
| Alexa Zaph..... | 6 |
| Rita Pleskevich..... | 3 |
| Allie Tylka..... | 3 |
| Amber Gaston..... | 1 |

Consecutive games played

| | |
|----------------------|----|
| Alexa Zaph..... | 14 |
| Allie Tylka..... | 13 |
| Iggy Allen..... | 6 |
| Sofia Galerón..... | 6 |
| Amber Gaston..... | 3 |
| Nikola Ozola..... | 3 |
| Rita Pleskevich..... | 3 |

Benchmark Games

| | |
|-----------------------------|----------|
| Double-digit scoring | |
| FAU Career | 20-21 |
| Iggy Allen..... | 6.....6 |
| Alexa Zaph..... | 8.....4 |
| Allie Tylka..... | 3.....3 |
| Tanyia Gordon..... | 7.....2 |
| Janeeta Rozentale..... | 2.....2 |
| Amber Gaston..... | 11.....1 |
| Astou Gaye..... | 12.....1 |
| Rita Pleskevich..... | 1.....1 |
| Lotta Vehka-Aho..... | 17.....1 |
| Juliette Gauthier..... | 34.....0 |
| Glenisha Harkless..... | 5.....0 |
| Nikola Ozola..... | 3.....0 |

20+ points scoring

| | | |
|------------------------|---------|-------|
| Career | | 20-21 |
| Iggy Allen..... | 3.....3 | |
| Juliette Gauthier..... | 6.....0 | |
| Lotta Vehka-Aho..... | 4.....0 | |
| Astou Gaye..... | 1.....0 | |
| Tanyia Gordon..... | 1.....0 | |
| Amber Gaston..... | 1.....0 | |

Double-doubles

| | | |
|------------------------|---------|-------|
| Career | | 20-21 |
| Iggy Allen..... | 1.....1 | |
| Astou Gaye..... | 4.....1 | |
| Janeeta Rozentale..... | 1.....1 | |
| Juliette Gauthier..... | 7.....0 | |

10+ rebounds

| | | |
|------------------------|---------|-------|
| Career | | 20-21 |
| Astou Gaye..... | 5.....2 | |
| Iggy Allen..... | 1.....1 | |
| Janeeta Rozentale..... | 1.....1 | |
| Juliette Gauthier..... | 8.....0 | |
| Amber Gaston..... | 2.....0 | |

15+ rebounds

| | | |
|------------------------|---------|-------|
| Career | | 20-21 |
| Iggy Allen..... | 1.....1 | |
| Juliette Gauthier..... | 1.....0 | |
| Astou Gaye..... | 1.....0 | |

5+ Assists

| | | |
|------------------------|---------|-------|
| Career | | 20-21 |
| Iggy Allen..... | 1.....1 | |
| Sofia Galerón..... | 1.....1 | |
| Alexa Zaph..... | 2.....1 | |
| Lotta Vehka-Aho..... | 5.....0 | |
| Glenisha Harkless..... | 3.....0 | |
| Juliette Gauthier..... | 3.....0 | |
| Nikola Ozola..... | 2.....0 | |

4+ Steals

| | | |
|----------------------|---------|-------|
| Career | | 20-21 |
| Iggy Allen..... | 1.....1 | |
| Astou Gaye..... | 2.....1 | |
| Tanyia Gordon..... | 2.....1 | |
| Rita Pleskevich..... | 1.....1 | |
| Alexa Zaph..... | 1.....1 | |
| Lotta Vehka-Aho..... | 3.....0 | |

3+ Blocks

| | | |
|-------------------|---------|-------|
| Career | | 20-21 |
| Amber Gaston..... | 4.....0 | |
| Astou Gaye..... | 3.....0 | |

Secret Weapon

- **Janeeta Rozentale** (USF transfer) is eligible to compete after sitting out last year due to NCAA transfer rules
- **Rozentale** had a breakout game at Florida, where she started and recorded her first career double-double with 11 points and 13 rebounds, both career highs
- Scored seven points, pulled down nine boards and logged a block in Friday's game at Middle Tennessee
- Averaging 9.2 PPG and 8.4 RPG, which is 10th in C-USA. She is also fifth in blocks (1.4 BPG)
- Leads C-USA in offensive rebounds per game (4.2), which is 20th in the NCAA
- Ninth nationally in offensive rebounds (4.8), which leads C-USA

The Wait was Worth it

- **Sofia Galerón** (Boise State transfer) is eligible to compete after sitting out last year due to NCAA transfer rules
- During MT series, launched career highs in points (8), assists (6) and blocks (2)
- Averages 4.8 PPG, 3.5 RPG and has 16 assists on the year

Welcome Back to SoFlo

- **Rita Pleskevich** transferred from Washington. She spent her first two collegiate seasons at Broward College
- Set several career-high numbers at MT, including points (18), rebounds (8), 3-pointers (4) and steals (4)
- Has started in first three games as an Owl

World Exposure Rankings

- Junior college transfer **Bre Beck** was named No. 71 on the World Exposure 2020 Report Juco rankings
- Tallied seven points, three rebounds and two assists vs. UNF
- Averaged 11.3 PPG for a 47.9 shooting percentage and 5.8 assists per game at Wabash Valley last season

Home Court Advantage

- The Owls are three home game victories away from 300 wins on FAU's home court

Fire Offense

- The Owls are third in the conference in scoring offense with 77.2 points per game
- Ranked No. 50 in the NCAA in offensive scoring
- Scored 104 points against FMU, which was the most points scored by the Owls since 2014 (111-76 vs. Weber Int'l)

You Get an Assist! And You Get an Assist!

- FAU has shown to move the ball around efficiently, sitting third in C-USA in assists per game (15.5 APG)
- Tallied 15+ assists in three games

Dominance off the Glass

- FAU leads C-USA in rebounds per game (45.3), which is also 26th nationally
- Also pulls down a C-USA's best 17.5 offensive rebounds per game, 10th in NCAA
- Totaled 14+ offensive rebounds in three of six games
- **Iggy Allen** (5th, 10.0), **Janeeta Rozentale** (10th, 8.4) and **Astou Gaye** (11-13th, 7.8) are within the top 15 rebounders in C-USA

You are Invited to the Block Party

- The Owls average 3.0 blocks per game, which is tied for the fifth most in C-USA
- **Janeeta Rozentale** is listed at No. 5 in blocks per game in C-USA (1.4), while **Astou Gaye** and **Sofia Galerón** are tied for 17th with 0.5 swats a game

Double Trouble

- **Iggy Allen** earned her first career double-double after matching a career-high 24 points and pulling down 17 rebounds in the first of two games at MT
- **Janeeta Rozentale** earned her first double-double at Florida (11 points and 13 boards)
- **Juliette Gauthier** captured six of her seven career double-doubles a season ago
- **Astou Gaye** cashed in on three double-doubles in 2019-20 and has one this season, after scoring 11 points and pulling down 13 boards in the season opener vs. UNF
- Last season, **Gauthier** (15 points and 13 rebounds), **Gaye** (13 points and 13 rebounds) and **Crystal Primm** (20 points and 10 rebounds) each had a double-double in the 84-78 double overtime win vs. North Texas, marking the first time three Owls had a double-double in one game since 2001

Change in C-USA Schedule Format

- The team will play a new 18-game season format for C-USA play to focus on the health and safety of the student-athletes, coaches and staff
- FAU will play two games on consecutive days per visit at four different C-USA schools (Middle Tennessee, Charlotte, WKU & UTEP), host four select teams (Old Dominion, Marshall, UTSA & Southern Miss) and play a one-time home and away series with FIU
- The top 12 teams will receive an invite to the C-USA Championships hosted at The Star in Frisco, Texas for the fourth consecutive year

Staff Updates

- **Terry Primm** was elevated to associate head coach during the offseason. He is in his fourth season on staff, being an assistant coach for the previous three
- **Arianne Stinson** was promoted to assistant coach/recruiting coordinator during the offseason. Stinson was previously the director of basketball operations for the Owls for the previous three seasons

Quick Facts

| | |
|-----------------------------------|------------------------|
| City..... | Boca Raton, Fla. |
| Founded..... | 1961 |
| Enrollment..... | 31,000 |
| Nickname..... | Owls |
| Colors..... | Blue and Red |
| Basketball Arena..... | FAU Arena "The Burrow" |
| Conference..... | Conference USA |
| President..... | Dr. John Kelly |
| V.P. & Director of Athletics..... | Brian White |
| Website..... | FAUSports.com |

Basketball History

| | |
|----------------------------------|---|
| First year..... | 1984-85 |
| First year as Division I..... | 1994-95 |
| Seasons played..... | 37 |
| All-time record..... | 467-551 |
| Division I record..... | 305-475 |
| C-USA Record (8 Seasons)..... | 35-87 |
| Conference Titles..... | 1 (A-SUN, 2006) |
| C-USA Tournament..... | 0-6 |
| NCAA Tournament Appearances..... | 0-1 |
| All-time home record..... | 296-198 |
| Best season record..... | 23-6 (1990-91) |
| Best D-I record..... | 20-11 (2005-06) |
| Conference titles..... | 1 (A-Sun, 2006) |
| NCAA-T appearance..... | 1 (2006) |
| NCAA-T record..... | 0-1 |
| WNIT record..... | 0-1 |
| Conference affiliations..... | Atlantic Sun 1994-2006 Sun Belt 2006-2013 Conference USA 2013-current |

Coaching Staff

| | |
|--|-------------------------------|
| Head coach..... | Jim Jabir |
| Associate head coach..... | Terry Primm |
| Alma mater..... | Palm Beach Atlantic, 1997 |
| Seasons..... | fourth season |
| Assistant coach..... | Otavio Battaglia |
| Alma mater..... | University of São Paulo ('04) |
| Seasons..... | second season |
| Assistant coach..... | Arianne Stinson |
| Alma mater..... | Concordia St. Paul, 2012 |
| Seasons..... | fourth season |
| Director of basketball operations..... | Lisa Phillips |
| Seasons..... | first season |
| Athletic trainer..... | Dannie Burningham |
| S&C coach..... | Chris McCormick |
| Academic advisor..... | Dasha Cherkasov |

C-USA Standings

| | | |
|-------------|-------------------------|----------------|
| East | | |
| 1 | FIU | 5-3 2-0 |
| 2 | Middle Tennessee | 4-3 2-0 |
| 3 | Marshall | 1-2 1-1 |
| 4 | Charlotte | 1-4 0-0 |
| 5 | WKU | 1-5 0-0 |
| 6 | Old Dominion | 3-3 0-2 |
| 7 | Florida Atlantic | 2-4 0-2 |
| West | | |
| 1 | Rice | 6-1 2-0 |
| 2 | UTEP | 5-2 2-0 |
| 3 | North Texas | 5-2 2-0 |
| 4 | Louisiana Tech | 6-2 1-1 |
| 5 | UAB | 5-3 0-2 |
| 6 | Southern Miss | 2-2 0-2 |
| 7 | UTSA | 2-5 0-2 |



GAME NOTES

• **Lisa Phillips** has joined the staff as the volunteer director of basketball operations. Phillips joins FAU after serving as the first head women's basketball coach at Regent University

The Big 500

- Head coach **Jim Jabir** earned his 500th career win in a 64-61 overtime victory over FIU on Feb. 8 last season
- **Jabir** became the 74th women's collegiate basketball coach to tally 500 wins
- One of 36 active DI women's basketball coaches with 500 or more wins

Pro Owls

- Alumna **Crystal Primm** signed a pro deal with Iraurgi Saski Boloia in Spain
- **Ali Gorrell** (2013-16) signed a pro deal with the Newcastle Eagles in the British Basketball League, as she enters her fifth year playing at the professional level

Yolanda... the Legend

- FAU Hall of Famer **Yolanda Griffith** (1992-93) was recently announced as a candidate in the Naismith Memorial Basketball Hall of Fame
- Named an All-American and earned the title as the Division II Kodak Player of the Year
- Holds school records to this day in single-game rebounds (33), single-game points (46), single-game field goals (21), single-season rebounding average (16.0), single-season points (621) and single-season rebounds (352)
- Played 11 seasons in the WNBA, earning seven All-Star nods and league MVP with the Sacramento Monarchs in 1999

Age is Just a Number

- Nine out of the 17 players on FAU's roster are underclassmen
- The team has no true freshmen

Owls Represented Across the World

- Five Owls had the chance to play with their respective country at the 2019 European Championship
- **Nikola Ozola** and **Janeta Rozentale** (Latvia), **Sofia Galeron** (Spain) and **Rita Pleskevich** (Russia) played in their respective age groups. **Astou Gaye** (France) was invited, but had to decline the offer due to injury
- **Ozola** and **Rozentale** led Latvia to a 10th place finish with **Ozola** averaging 7.3 points and 3.5 rebounds per game through seven games and **Rozentale** putting up six points and 7.6 boards per game
- **Pleskevich** is a 2017 FIBA U19 World Cup gold medalist after beating the U.S. 86-82 in the championship game

2019-20 Year in Review

- The Owls finished the season with a 13-17 record (7-11 C-USA) to tie for eighth in the C-USA standings and receive a No. 10 seed to the C-USA tournament
- FAU sported one of the youngest teams in the country with 15 underclassmen
- **Crystal Primm** earned a spot on the C-USA All-Conference Second Team after leading the team in points (15.4 PPG) and rebounds (8.0 RPG)
- **Juliette Gauthier** was the third Owl to average double digits, averaging 11.0 PPG and 7.2 RPG, which was the 11th best mark in C-USA
- **Jim Jabir** achieved his 500th career victory after a 64-61 OT win at FIU
- The Owls finished the season with 211 3-pointers made, which was the third most in program history along with a 71.7 free throw percentage, the fourth best mark

Last time it happened...

Individual

Scored 25+ points..... 26, Tanya Gordon vs. FIU 2/20/20
 Scored 30+ points..... 30, Crystal Primm at UAB 1/18/20
 Scored 40+ points..... 46, Yolanda Griffith at W. Ga. 1/22/93
 Made 10+ field goals..... 10, Iggy Allen at Florida 12/7/20
 Made 20+ field goals..... 21, Yolanda Griffith at W. Ga. 1/22/93
 Attempted 20+ field goals 21, Iggy Allen at Middle Tennessee 1/2/21
 Made 10+ threes 11, Kat Wright at Charlotte 1/30/16
 Made 10+ free throws..... 10, Crystal Primm vs. Southern Miss 2/13/20
 Made 15+ free throws..... 15, Brittany Bowe vs. MTSU 2/23/08
 Attempted 15+ free throws..... 18, Ali Gorrell at USM 1/14/16
 Had 15+ rebounds 17, Iggy Allen at Middle Tennessee 1/1/21
 Had 10+ assists..... 11 Malia Kency vs. St. Francis 11/24/17
 Had consecutive double-doubles..... 2, Juliette Gauthier vs. WKU & at Old Dominion 2/26/20

Team

Scored 90+ points..... 104 vs. Florida Memorial 12/18/20
 Scored 95+ points..... 104 vs. Florida Memorial 12/18/20
 Scored 100+ points..... 104 vs. Florida Memorial 12/18/20
 Made 35+ field goals..... 37 vs. Webber 12/6/14
 Made 15+ three pointers..... 17 vs. Marshall 1/7/16
 Made 30+ free throws..... 32 vs. Florida Memorial 11/16/13
 Made 25+ free throws..... 25 at FIU 2/8/20
 Made 20+ free throws..... 21 vs. Southern Miss 2/13/20
 Had 50+ rebounds 64 vs. Florida Memorial 12/18/20
 Had 20+ assists..... 26 vs. Florida Memorial 12/18/20
 Had 15+ steals 17 vs. Florida Memorial 12/18/20
 Had 20+ steals 33 vs. Florida Memorial 11/11/13
 Had 30+ steals 33 vs. Florida Memorial 11/16/13
 Two players with a double-double in a game at Middle Tennessee 1/16/20
 Three players with a double-double in a game..... vs. North Texas 1/11/20
 Two players with 20-or-more points..... vs. Louisiana Tech 2/15/20
 Three players with 20-or-more points..... at UTSA 1/25/18
 Four player scoring in double figures..... vs. Florida Memorial 12/18/20

Stat Rankings

| Team Category | Number | C-USA Rank | Nat'l Rank |
|---------------------------|----------|------------|------------|
| Scoring offense | 77.2 ppg | 3rd | 51st |
| Scoring defense | 77.5 ppg | 14th | - |
| Scoring margin | -0.3 | 10th | - |
| Free throw % | .615 | 14th | - |
| Free throw attempts | 96 | 12th | - |
| Free throws made | 59 | 12th | - |
| Field goal % | .396 | T-8th | - |
| Field goal % defense | .406 | 10th | - |
| 3-pt. FG % | .281 | 8th | - |
| 3-pt. FG % defense | .314 | 9th | - |
| 3-pt. FG made | 54 | 3rd | - |
| 3-pt. FG made/gm | 9.0 | 3rd | 23rd |
| 3-pt FG attempts | 192 | 2nd | 49th |
| Total Rebounds | 272 | 8th | - |
| Rebounding offense (avg.) | 45.3 | T-1st | 25th |
| Rebounding defense (avg.) | 43.3 | 14th | - |
| Rebounding margin | 2.0 | 7th | - |
| Blocked shots | 18 | T-7th | - |
| Blocked shots/gm | 3.0 | T-5th | - |
| Assists | 93 | 5th | - |
| Assists/gm | 15.5 | 4th | - |
| Steals | 54 | 5th | - |
| Steals/gm | 9.0 | 2nd | - |
| Fewest turnovers | 87 | 6th | - |
| Turnovers/gm | 16.8 | 9th | - |
| Turnover margin | 2.3 | T-3rd | - |
| Assist/Turnover ratio | 0.90 | 5th | - |
| Turnovers forced/gm | 19.2 | 4th | 43rd |
| Offensive rebounds/gm | 17.5 | 1st | 10th |
| Defensive rebounds/gm | 27.8 | 5th | - |
| Defensive rebound % | .679 | 11th | - |
| Offensive rebound % | .367 | 3rd | - |
| Fewest fouls | 145 | 13th | - |

Individual

| Category | Number | C-USA Rank | Nat'l Rank |
|-------------------------|--------|------------|------------|
| Iggy Allen | | | |
| Defensive Rebounds/gm | 7.7 | 2nd | 29th |
| Steals/gm | 2.3 | T-2nd | - |
| Points/gm | 20.8 | 3rd | 31st |
| 3PT/gm | 3.0 | 4th | 29th |
| 3PT FG% | .400 | 5th | - |
| Rebounds/gm | 10.0 | 5th | 37th |
| Minutes/gm | 31.8 | T-11th | - |
| FG% | .410 | 15th | - |
| Assists/gm | 2.8 | T-17th | - |
| Sofia Galeron | | | |
| Assists/gm | 2.7 | 19th | - |
| Blocks/gm | 0.5 | T-17th | - |
| 3PT/gm | 1.2 | 25th | - |
| Janeta Rozentale | | | |
| Offensive Rebounds/gm | 4.2 | 1st | 20th |
| Blocks/gm | 1.4 | 5th | - |
| Rebounds/gm | 8.4 | 10th | - |
| Astou Gaye | | | |
| Rebounds/gm | 7.8 | T-13th | - |
| Blocks/gm | 0.5 | T-17th | - |
| Alexa Zaph | | | |
| Assists/gm | 2.8 | T-17th | - |
| Minutes/gm | 29.5 | 25th | - |
| Allie Tylka | | | |
| 3PT/gm | 1.5 | T-17th | - |

2020-21 C-USA Preseason

| Poll | Team |
|-------------------------|-----------------------------------|
| 1. Middle Tennessee (8) | Amber Dixon, Louisiana Tech |
| 2. Rice (3) | Katia Gallegos, UTEP |
| 3. Old Dominion (3) | Aislynn Hayes, Middle Tennessee |
| 4. Charlotte | Anastasia Hayes, Middle Tennessee |
| 5. WKU | Mariah Linney, Charlotte |
| 6. UTEP | Nancy Mulkey, Rice |
| 7. UAB | Ajah Wayne, Old Dominion |
| 8. North Texas | Savannah Wheeler, Marshall |
| 9. Louisiana Tech | Amari Young, Old Dominion |
| 10. Florida Atlantic | |
| 11. Southern Miss | |
| 12. Marshall | |
| 13. UTSA | |
| 14. FIU | |



FAU OWLS ROSTER

Numerical

| No. | Name | Pos. | HT. | Cl. | Hometown / Prev. School |
|-----|-------------------|------|------|-------|---|
| 00 | Astou Gaye | F | 6-2 | Sr. | Creteil, France / Gulf Coast State |
| 1 | Rita Pleskevich | G | 5-8 | R-Jr. | Moscow, Russia / Washington |
| 2 | Iggy Allen | G | 5-11 | Gr. | Pompano Beach, Fla. / Miami |
| 3 | Lotta Vehka-Aho | G | 5-6 | So. | Vimpeli, Finland / Mäkelänrinne Sports High Helsinki Basketball Acad. |
| 4 | Bre Beck | G | 5-8 | Jr. | Chicago, Ill. / Wabash Valley |
| 5 | Nikola Ozola | G | 5-7 | So. | Jurmala, Latvia / Pumpuru |
| 10 | Glenisha Harkless | G | 6-0 | Jr. | Jacksonville, Fla. / University Christian |
| 11 | Juliette Gauthier | G/F | 6-1 | Jr. | Blainville, Québec / Montmorency |
| 12 | Allie Tylka | G | 6-0 | So. | Wauconda, Ill. / Wauconda |
| 13 | Grace Collins | F | 5-11 | So. | Rockaway Beach, N.Y. / The Mary Louis Academy |
| 15 | Sofia Galeron | F | 6-2 | R-Jr. | Burgos, Spain / Boise State |
| 23 | Tanya Gordon | G | 5-9 | So. | Plant City, Fla. / Tampa Catholic |
| 30 | Janeta Rozentale | F | 6-0 | R-So. | Dobeles, Latvia / USF |
| 31 | Tori Abelson | G | 5-9 | So. | Doylestown, Penn. / Central Bucks West |
| 32 | Amber Gaston | F | 6-2 | Jr. | Vicksburg, Miss. / Warren Central |
| 33 | Kimia Carter* | G | 5-10 | R-Fr. | Chattanooga, Tenn. / Stetson |
| 34 | Alexa Zaph | G | 5-8 | So. | Jupiter, Fla. / Oxbridge Academy |

Alphabetical

| No. | Name | Pos. | HT. | Cl. | Hometown / Prev. School |
|-----|-------------------|------|------|-------|---|
| 31 | Tori Abelson | G | 5-9 | So. | Doylestown, Penn. / Central Bucks West |
| 2 | Iggy Allen | G | 5-11 | Gr. | Pompano Beach, Fla. / Miami |
| 4 | Bre Beck | G | 5-8 | Jr. | Chicago, Ill. / Wabash Valley |
| 33 | Kimia Carter* | G | 5-10 | R-Fr. | Chattanooga, Tenn. / Stetson |
| 13 | Grace Collins | F | 5-11 | So. | Rockaway Beach, N.Y. / The Mary Louis Academy |
| 15 | Sofia Galeron | F | 6-2 | R-Jr. | Burgos, Spain / Boise State |
| 32 | Amber Gaston | F | 6-2 | Jr. | Vicksburg, Miss. / Warren Central |
| 11 | Juliette Gauthier | G/F | 6-1 | Jr. | Blainville, Québec / Montmorency |
| 00 | Astou Gaye | F | 6-2 | Sr. | Creteil, France / Gulf Coast State |
| 23 | Tanya Gordon | G | 5-9 | So. | Plant City, Fla. / Tampa Catholic |
| 10 | Glenisha Harkless | G | 6-0 | Jr. | Jacksonville, Fla. / University Christian |
| 5 | Nikola Ozola | G | 5-7 | So. | Jurmala, Latvia / Pumpuru |
| 1 | Rita Pleskevich | G | 5-8 | R-Jr. | Moscow, Russia / Washington |
| 30 | Janeta Rozentale | F | 6-0 | R-So. | Dobeles, Latvia / USF |
| 12 | Allie Tylka | G | 6-0 | So. | Wauconda, Ill. / Wauconda |
| 3 | Lotta Vehka-Aho | G | 5-6 | So. | Vimpeli, Finland / Mäkelänrinne Sports High Helsinki Basketball Acad. |
| 34 | Alexa Zaph | G | 5-8 | So. | Jupiter, Fla. / Oxbridge Academy |

Staff

* Sitting out 2020-21 season

Head Coach: Jim Jabir (fourth season; Nazareth College '84)

Associate Head Coach: Terry Primm (fourth season; Palm Beach Atlantic)

Assistant Coach: Otavio Battaglia (second season; University of São Paulo '04)

Assistant Coach/Recruiting Coordinator: Arianne Stinson (fourth season; Concordia St. Paul '12)

Director of Basketball Operations: Lisa Phillips (first season)

Pronunciation Guide

| Name | First | Last |
|-------------------|---------------|-----------------|
| Tori Abelson | | Abe-OL-son |
| Kimia Carter | Kuh-MEE-uh | |
| Sofia Galeron | | Gal-er-OWN |
| Amber Gaston | | Gas-ton |
| Juliette Gauthier | | GOAT-tee-ay |
| Astou Gaye | Uh-STEW | Gay |
| Tanya Gordon | Tuh-NIE-yuh | |
| Glenisha Harkless | Gluh-KNEE-sha | |
| Nikola Ozola | Nik-O-la | Oh-ZO-la |
| Rita Pleskevich | Ree-TUH | Ples-KUH-vich |
| Janeta Rozentale | YUH-net-UH | ROE-zen-tall-ae |
| Allie Tylka | | Til-kuh |
| Lotta Vehka-Aho | LOW-ta | Vay-KUH-ah-HO |

By Class...

Freshmen (1)

Kimia Carter

Sophomores (8)

Tori Abelson
Grace Collins
Tanya Gordon
Nikola Ozola
Janeta Rozentale
Allie Tylka
Lotta Vehka-Aho
Alexa Zaph

Juniors (6)

Bre Beck
Sofia Galeron
Amber Gaston
Juliette Gauthier
Glenisha Harkless
Rita Pleskevich

Seniors (1)

Astou Gaye

Graduates (1)

Iggy Allen

By Geographic Location...

U.S.

Florida (5)

Iggy Allen
Grace Collins
Tanya Gordon
Glenisha Harkless
Alexa Zaph

Illinois (2)

Bre Beck
Allie Tylka

Mississippi (1)

Amber Gaston

New York (1)

Kimia Carter

Pennsylvania (1)

Tori Abelson

Tennessee (1)

Kimia Carter

International

Canada (1)

Juliette Gauthier

Finland (1)

Lotta Vehka-Aho

France (1)

Astou Gaye

Latvia (2)

Nikola Ozola
Janeta Rozentale

Russia (1)

Rita Pleskevich

Spain (1)

Sofia Galeron

By Position...

Guards

Iggy Allen
Bre Beck
Kimia Carter
Tanya Gordon
Glenisha Harkless
Nikola Ozola
Rita Pleskevich
Allie Tylka
Lotta Vehka-Aho
Alexa Zaph

Forwards

Grace Collins
Sofia Galeron
Amber Gaston
Juliette Gauthier
Astou Gaye
Janeta Rozentale



OVERALL STATS



2020-21 Fla. Atlantic Women's Basketball Combined Team Statistics All games

Page 1/1
as of Jan 02, 2021

Game Records

| Record | Overall | Home | Away | Neutral |
|----------------|---------|------|------|---------|
| ALL GAMES | 2-4 | 2-0 | 0-4 | 0-0 |
| CONFERENCE | 0-2 | 0-0 | 0-2 | 0-0 |
| NON-CONFERENCE | 2-2 | 2-0 | 0-2 | 0-0 |

Score by Periods

| Team | 1st | 2nd | 3rd | 4th | OT | TOT |
|---------------|-----|-----|-----|-----|----|-----|
| Fla. Atlantic | 123 | 95 | 140 | 105 | 0 | 463 |
| Opponents | 99 | 109 | 126 | 131 | 0 | 465 |

Team Box Score

| No. | Player | Total | | | 3-Point | | F-Throw | | Rebounds | | | | Other | | | | PTS | AVG | | | | |
|------------------|--------------------|----------|-------------|------|----------------|-------------|---------------|-------------|----------------|-------------|------------|------------|------------|-------------|------------|----------|-----------|------------|-----------|-----------|------------|-------------|
| | | GP-GS | MIN | AVG | FG-FGA | FG% | 3FG-FGA | 3FG% | FT-FTA | FT% | OFF | DEF | TOT | AVG | PF | DQ | | | A | TO | BLK | STL |
| 2 | ALLEN, Iggy | 6-6 | 192:49 | 32.1 | 48-117 | .410 | 18-45 | .400 | 11-20 | .550 | 14 | 46 | 60 | 10.0 | 21 | 1 | 17 | 18 | 0 | 14 | 125 | 20.8 |
| 34 | ZAPH, Alexa | 6-6 | 177:00 | 29.5 | 20-61 | .328 | 7-32 | .219 | 12-15 | .800 | 6 | 15 | 21 | 3.5 | 19 | 1 | 17 | 16 | 0 | 7 | 59 | 9.8 |
| 1 | PLESKEVICH, Rita | 3-3 | 84:44 | 28.2 | 12-37 | .324 | 5-24 | .208 | 0-0 | .000 | 5 | 8 | 13 | 4.3 | 3 | 0 | 7 | 6 | 1 | 6 | 29 | 9.7 |
| 12 | TYLKA, Allie | 6-5 | 137:50 | 23.0 | 20-54 | .370 | 9-27 | .333 | 8-9 | .889 | 8 | 13 | 21 | 3.5 | 20 | 0 | 4 | 8 | 0 | 5 | 57 | 9.5 |
| 30 | ROZENTALE, Janeta | 5-2 | 122:58 | 24.6 | 18-28 | .643 | 1-4 | .250 | 9-16 | .563 | 21 | 21 | 42 | 8.4 | 15 | 1 | 6 | 9 | 7 | 0 | 46 | 9.2 |
| 23 | GORDON, Tanyia | 4-0 | 66:55 | 16.7 | 14-36 | .389 | 0-8 | .000 | 2-4 | .500 | 4 | 13 | 17 | 4.3 | 12 | 1 | 4 | 7 | 2 | 7 | 30 | 7.5 |
| 00 | GAYE, Astou | 4-4 | 68:38 | 17.2 | 11-25 | .440 | 1-7 | .143 | 3-4 | .750 | 16 | 15 | 31 | 7.8 | 13 | 0 | 4 | 9 | 2 | 5 | 26 | 6.5 |
| 3 | VEHKA-AHO, Lotta | 3-3 | 65:20 | 21.8 | 5-20 | .250 | 3-14 | .214 | 4-6 | .667 | 1 | 1 | 2 | 0.7 | 3 | 0 | 3 | 2 | 1 | 2 | 17 | 5.7 |
| 15 | GALERON, Sofia | 6-0 | 128:03 | 21.3 | 11-30 | .367 | 7-17 | .412 | 0-1 | .000 | 7 | 14 | 21 | 3.5 | 16 | 0 | 16 | 9 | 3 | 3 | 29 | 4.8 |
| 5 | OZOLA, Nikola | 3-0 | 44:31 | 14.8 | 5-15 | .333 | 3-10 | .300 | 0-0 | .000 | 3 | 7 | 10 | 3.3 | 2 | 0 | 7 | 3 | 0 | 2 | 13 | 4.3 |
| 32 | GASTON, Amber | 5-1 | 61:15 | 12.3 | 9-14 | .643 | 0-2 | .000 | 3-6 | .500 | 6 | 4 | 10 | 2.0 | 12 | 0 | 2 | 10 | 2 | 1 | 21 | 4.2 |
| 4 | BECK, Bre | 3-0 | 42:24 | 14.1 | 2-5 | .400 | 0-2 | .000 | 7-11 | .636 | 0 | 4 | 4 | 1.3 | 5 | 0 | 5 | 3 | 0 | 1 | 11 | 3.7 |
| 10 | HARKLESS, Glenisha | 1-0 | 03:34 | 3.6 | 0-0 | .000 | 0-0 | .000 | 0-2 | .000 | 0 | 0 | 0 | 0.0 | 3 | 0 | 1 | 0 | 0 | 1 | 0 | 0.0 |
| 31 | ABELSON, Tori | 2-0 | 04:43 | 2.4 | 0-0 | .000 | 0-0 | .000 | 0-2 | .000 | 0 | 0 | 0 | 0.0 | 1 | 0 | 0 | 0 | 0 | 0 | 0 | 0.0 |
| 13 | COLLINS, Grace | 1-0 | 00:06 | 0.1 | 0-0 | .000 | 0-0 | .000 | 0-0 | .000 | 0 | 0 | 0 | 0.0 | 0 | 0 | 0 | 0 | 0 | 0 | 0 | 0.0 |
| Team | | | | | | | | | | | 14 | 6 | 20 | | | | | 1 | | | | |
| Total | | 6 | 1201 | | 175-442 | .396 | 54-192 | .281 | 59-96 | .615 | 105 | 167 | 272 | 45.3 | 145 | 4 | 93 | 101 | 18 | 54 | 463 | 77.2 |
| Opponents | | 6 | 1199 | | 152-374 | .406 | 43-137 | .314 | 118-179 | .659 | 79 | 181 | 260 | 43.3 | 109 | 3 | 62 | 115 | 12 | 38 | 465 | 77.5 |

Team Statistics

| | FAU | OPP |
|------------------------|----------------|----------------|
| Scoring | 463 | 465 |
| Points per game | 77.2 | 77.5 |
| Scoring margin | -0.3 | - |
| Field goals-att | 175-442 | 152-374 |
| Field goal pct | .396 | .406 |
| 3 point fg-att | 54-192 | 43-137 |
| 3-point FG pct | .281 | .314 |
| 3-pt FG made per game | 9.0 | 7.2 |
| Free throws-att | 59-96 | 118-179 |
| Free throw pct | .615 | .659 |
| F-Throws made per game | 9.8 | 19.7 |
| Rebounds | 272 | 260 |
| Rebounds per game | 45.3 | 43.3 |
| Rebounding margin | +2.0 | - |
| Assists | 93 | 62 |
| Assists per game | 15.5 | 10.3 |
| Turnovers | 101 | 115 |
| Turnovers per game | 16.8 | 19.2 |
| Turnover margin | +2.3 | - |
| Assist/turnover ratio | 0.9 | 0.5 |
| Steals | 54 | 38 |
| Steals per game | 9.0 | 6.3 |
| Blocks | 18 | 12 |
| Blocks per game | 3.0 | 2.0 |
| Winning streak | 0 | - |
| Home win streak | 2 | - |
| Attendance | 361 | 1109 |
| Home games-Avg/Game | 2-181 | 4-277 |
| Neutral site-Avg/Game | - | 0-0 |

Team Results

| Date | Opponent | | Score | Att. |
|------------|-----------------|---|--------|------|
| 11/30/2020 | North Florida | W | 93-81 | 198 |
| 12/03/2020 | at Miami (FL) | L | 61-73 | 0 |
| 12/07/2020 | at Florida | L | 76-88 | 909 |
| 12/18/2020 | Fla. Memorial | W | 104-73 | 163 |
| 01/01/2021 | at Middle Tenn. | L | 65-84 | 100 |
| 01/02/2021 | at Middle Tenn. | L | 64-66 | 100 |



CONFERENCE USA STATS



2020-21 Fla. Atlantic Women's Basketball Combined Team Statistics Specific games

Page 1/1
as of Jan 04, 2021

Game Records

| Record | Overall | Home | Away | Neutral |
|----------------|---------|------|------|---------|
| ALL GAMES | 0-2 | 0-0 | 0-2 | 0-0 |
| CONFERENCE | 0-2 | 0-0 | 0-2 | 0-0 |
| NON-CONFERENCE | 0-0 | 0-0 | 0-0 | 0-0 |

Score by Periods

| Team | 1st | 2nd | 3rd | 4th | OT | TOT |
|---------------|-----|-----|-----|-----|----|-----|
| Fla. Atlantic | 36 | 32 | 35 | 26 | 0 | 129 |
| Opponents | 29 | 35 | 46 | 40 | 0 | 150 |

Team Box Score

| No. | Player | Total | | | 3-Point | | F-Throw | | Rebounds | | | | PF DQ A TO BLK STL PTS AVG | | | | | | | | | |
|------------------|-------------------|----------|------------|------|---------------|-------------|--------------|-------------|--------------|-------------|-----------|-----------|----------------------------|-------------|-----------|----------|-----------|-----------|----------|-----------|------------|-------------|
| | | GP-GS | MIN | AVG | FG-FGA | FG% | 3FG-FGA | 3FG% | FT-FTA | FT% | OFF | DEF | TOT | AVG | PF | DQ | A | TO | BLK | STL | PTS | AVG |
| 2 | ALLEN, Iggy | 2-2 | 73:12 | 36.6 | 17-44 | .386 | 4-14 | .286 | 3-7 | .429 | 6 | 19 | 25 | 12.5 | 6 | 0 | 4 | 7 | 0 | 5 | 41 | 20.5 |
| 1 | PLESKEVICH, Rita | 2-2 | 65:16 | 32.6 | 10-29 | .345 | 5-20 | .250 | 0-0 | .000 | 3 | 7 | 10 | 5.0 | 3 | 0 | 3 | 4 | 0 | 5 | 25 | 12.5 |
| 34 | ZAPH, Alexa | 2-2 | 63:22 | 31.7 | 7-25 | .280 | 4-16 | .250 | 1-2 | .500 | 3 | 3 | 6 | 3.0 | 5 | 0 | 4 | 6 | 0 | 1 | 19 | 9.5 |
| 15 | GALERON, Sofia | 2-0 | 50:58 | 25.5 | 5-8 | .625 | 4-6 | .667 | 0-0 | .000 | 1 | 3 | 4 | 2.0 | 7 | 0 | 9 | 1 | 2 | 1 | 14 | 7.0 |
| 30 | ROZENTALE, Janeta | 1-1 | 19:55 | 19.9 | 3-5 | .600 | 0-0 | .000 | 1-2 | .500 | 2 | 7 | 9 | 9.0 | 4 | 0 | 1 | 2 | 1 | 0 | 7 | 7.0 |
| 12 | TYLKA, Allie | 2-2 | 63:21 | 31.7 | 4-19 | .211 | 2-9 | .222 | 1-1 | 1.000 | 4 | 5 | 9 | 4.5 | 6 | 0 | 1 | 3 | 0 | 4 | 11 | 5.5 |
| 5 | OZOLA, Nikola | 2-0 | 30:41 | 15.3 | 4-11 | .364 | 2-8 | .250 | 0-0 | .000 | 1 | 6 | 7 | 3.5 | 1 | 0 | 3 | 1 | 0 | 1 | 10 | 5.0 |
| 32 | GASTON, Amber | 2-1 | 30:52 | 15.4 | 1-4 | .250 | 0-2 | .000 | 0-0 | .000 | 1 | 3 | 4 | 2.0 | 6 | 0 | 2 | 4 | 1 | 0 | 2 | 1.0 |
| 31 | ABELSON, Tori | 1-0 | 02:23 | 2.4 | 0-0 | .000 | 0-0 | .000 | 0-0 | .000 | 0 | 0 | 0 | 0.0 | 0 | 0 | 0 | 0 | 0 | 0 | 0 | 0.0 |
| Team | | | | | | | | | | | 4 | 2 | 6 | | | | | | | | | |
| Total | | 2 | 400 | | 51-145 | .352 | 21-75 | .280 | 6-12 | .500 | 25 | 55 | 80 | 40.0 | 38 | 0 | 27 | 28 | 4 | 17 | 129 | 64.5 |
| Opponents | | 2 | 400 | | 54-127 | .425 | 15-49 | .306 | 27-43 | .628 | 25 | 72 | 97 | 48.5 | 26 | 0 | 20 | 33 | 7 | 12 | 150 | 75.0 |

Team Statistics

| | FAU | OPP |
|------------------------|---------------|---------------|
| Scoring | 129 | 150 |
| Points per game | 64.5 | 75.0 |
| Scoring margin | -10.5 | - |
| Field goals-att | 51-145 | 54-127 |
| Field goal pct | .352 | .425 |
| 3 point fg-att | 21-75 | 15-49 |
| 3-point FG pct | .280 | .306 |
| 3-pt FG made per game | 10.5 | 7.5 |
| Free throws-att | 6-12 | 27-43 |
| Free throw pct | .500 | .628 |
| F-Throws made per game | 3.0 | 13.5 |
| Rebounds | 80 | 97 |
| Rebounds per game | 40.0 | 48.5 |
| Rebounding margin | -8.5 | - |
| Assists | 27 | 20 |
| Assists per game | 13.5 | 10.0 |
| Turnovers | 28 | 33 |
| Turnovers per game | 14.0 | 16.5 |
| Turnover margin | +2.5 | - |
| Assist/turnover ratio | 1.0 | 0.6 |
| Steals | 17 | 12 |
| Steals per game | 8.5 | 6.0 |
| Blocks | 4 | 7 |
| Blocks per game | 2.0 | 3.5 |
| Winning streak | 0 | - |
| Home win streak | 0 | - |
| Attendance | 0 | 200 |
| Home games-Avg/Game | 0-0 | 2-100 |
| Neutral site-Avg/Game | - | 0-0 |

Team Results

| Date | Opponent | Score | Att. |
|------------|-----------------|---------|------|
| 01/01/2021 | at Middle Tenn. | L 65-84 | 100 |
| 01/02/2021 | at Middle Tenn. | L 64-66 | 100 |



Head Coach

Jim Jabir

Fourth Season

Nazareth College '84

Jim Jabir was named Florida Atlantic University's head women's basketball coach in April 2017. He joined the program as just the fifth head coach in the Owls' 37-year history. With a 503-435 overall record and 30 years as a head coach, Jabir is one of the nation's most experienced and winningest coaches.

Jabir reached a huge milestone in his coaching career during the 2019-20 season, earning his 500th career win. FAU took down in-state rival FIU in Miami after a 64-61 overtime victory to clinch the 500th feat. Jabir became the 74th women's collegiate basketball coach to achieve 500 wins and is also one of 36 active Division I women's basketball coaches with 500 or more victories.

During the 2019-20 season, Jabir led a squad consisting of 15 underclassmen. FAU took down former Sun Belt foe Little Rock (79-72) for the first time in school history after 10 previous meetings. In that game, Crystal Primm racked up a career-high 31 points and would go on to earn a nod to the Conference USA Second Team. Primm also became Jabir's first C-USA Player of the Week after she had a stellar three-game stretch. Primm ended the season sitting in the top-10 in C-USA in points per game (15.4) and rebounds per game (8.0), and was one of the best in the NCAA at getting to the free throw line, ending seventh in attempts (214) and 29th in makes (137) in the country. Jabir was instrumental in the development of freshman standout Lotta Vehka-Aho. The Finland product was named C-USA Freshman of the Week twice during the season.

Other accomplishments celebrated include beating Charlotte for the first time since 2015 (65-44), sweeping FIU for the first time since 2016 and achieving FAU's 300th Division I victory. The Owls put up the third most 3-pointers in a season in program history (211), which was fourth in the conference, while tallying the fourth best free throw percentage in school history (71.7).

In 2018-19, Jabir welcomed nine newcomers to Paradise, including eight true freshmen - the most of any NCAA D I team in the country that year. Freshman Juliette Gauthier led the team in scoring, averaging 11.2 points per game, making her the second leading freshmen scorer in C-USA. Gauthier was one of just two C-USA freshmen to rank in the top 20 in the league in rebounding and top 25 in scoring. Freshman Amber Gaston also had an impressive year for the Owls, averaging 7.7 points per game and 4.5 rebounds for Jabir. She shot 51 percent from the field, which was the best shooting percentage from a C-USA freshman.

In his first season at the helm of the FAU program, Jabir guided the Owls to a seventh-place finish in the conference, the program's best finish since joining the league in 2013. The nine-win record bump under his guidance was the fourth best turnaround in the country and the second best improvement under a coach in his/her first season with their respective programs. In just one season, Jabir and his staff put together one of the top rebounding teams in the country, averaging 42.3 boards per game. That rate was the highest in C-USA and 18th nationally. The team also led the conference in defensive rebounding, averaging 29 per game.

At the end of the season, the Owls finished in the top half of 11 different statistical categories in C-USA, including having the third highest scoring offense in the league despite losing over half of the offensive production from the previous season. FAU averaged 70.0 points per game in 2017-18, the highest by an Owl team since 2013-14 and up seven points from the previous season. The offensive production was thanks in part due to Jabir's trademark fast-paced offense and high volume three-point shooting. Under Jabir's coaching, senior Sasha Cedeño transformed her game to average 17.2 points per game and 8.0 rebounds per game. At the end of the season, Cedeño was honored as an All-Conference second team member.

Prior to joining FAU, the Brooklyn, New York native spent 13 seasons as the University of Dayton's head women's basketball coach and left as the program's all-time wins leader. Jabir tallied a 238-140 mark at UD. He led teams to six-consecutive NCAA appearances (2010, 2011, 2012, 2013, 2014 and 2015) - including guiding UD to the program's first NCAA Regional Final in 2015, two post-season Women's National Invitation appearances, three-consecutive Atlantic 10 Finals, the program's first A-10 Women's Basketball Tournament title in 2012, followed by the program's first A-10 Regular Season Championship title in 2013. Jabir led the Flyers to another A-10 Regular Season crown in 2014. Under his guidance, 27 players were named A-10 All-Conference performers while the Flyers undoubtedly enjoyed their program's most successful stint in modern day history.

The two-time A-10 Coach of the Year transformed the Flyer program from a 3-25 record in his first season to their highest national ranking at No. 11 in both the Associated Press and USA Today Coaches polls in 2013. In his last six seasons, UD accrued a 162-60 overall record (.730 winning percentage) and posted an 81-23 record (.779 winning percentage) in A-10 games.

In one of the program's most successful seasons, Jabir led the Flyers to the Elite Eight® in 2014-15 with NCAA

Jabir's Resume

2017-present

Head Coach - Florida Atlantic

- Tallied 500th career win (Feb. 8, 20)
- Led the Owls to its best league finish since joining Conference USA in his first season

2003-2016

Head Coach - Dayton

- 238-140 record
- Led the Flyers to six consecutive NCAA appearances (2010-15), including a run to the NCAA Regional final in 2015
- Brought Dayton from a 3-25 record in his first season to a program-high No. 11-ranking in the AP and USA Today Coaches Poll in 2013
- Program's all-time wins leader
- Two-time Atlantic 10 Coach of the Year
- Two WNIT appearances

2002-03:

Assistant Coach, Colorado

- Team went 24-8 during Jabir's lone season with the Buffs and advanced to the Sweet 16 of the NCAA Tournament
- Reached No. 23 in the ESPN/Coaches Poll and No. 24 in the AP Poll

1996-2002:

Head Coach, Providence

1990-96:

Head Coach, Marquette

- Won two Great Midwest Championships
- Two NCAA Tournament appearances and one WNIT appearance

1987-90:

Head Coach, Siena

- MAAC Semifinals in 1990

1986-87:

Head Coach, Buffalo State

1985-86:

Assistant Coach, Buffalo State

1984-85:

Assistant Coach, Nazareth College

Tournament wins over Iowa State, No. 11/11 Kentucky and No. 8/8 Louisville before falling to eventual national champion No. 1/1 Connecticut. Dayton ended the season ranked No. 17 nationally in the final USA Today Coaches' Poll. At seasons' end, graduating seniors Andrea Hoover and Ally Malott were each selected in the 2015 WNBA draft and six members of the squad received A-10 honors.

In 2013-14, Jabir's UD squad posed a 23-8 record with a winning percentage of .742 and held the A-10's number one spot for defensive rebounding and shots blocked. Dayton finished the year with a heart-breaking loss to in the first round of the NCAA tournament.

After losing seven seniors from the squad that won the 2012 A-10 Tournament title, the bar was set high for a young 2012-13 team, but they rose to the challenge. They set the school-record for greatest number of wins in a season (28) since becoming a DI program in 1986. Jabir was named a finalist for the 2013 Naismith National Coach of the Year award after posting a career-high winning percentage (.903) with the sixth youngest team in the nation.

The Flyers won three in-season tournaments, defeated five BCS teams in 2012-13 and advanced to its fourth-consecutive NCAA tournament with its highest seed in program history at No. 7. Dayton advanced to the NCAA Second Round with a thrilling double overtime 96-90 win over host St. John's. Dayton went unbeaten at home during the 2012-13 season and the Flyers averaged 2,739 fans per home game - the best in the A-10 and among the Top 40 in the nation.

The 2011-12 Dayton women's basketball team posted a 23-7 record. The Flyers lost three of their first six games of the season but went on to win a then-program-best 12 league games (12-2). UD won three games in three days to claim its first-ever A-10 Women's Basketball Championship title, culminating with a 56-53 victory over No. 16/22 St. Bonaventure. In winning the A-10 Championship, the Flyers advanced to their third-consecutive NCAA Women's Basketball Championship. Dayton earned the No. 11 seed in the tournament setting up a matchup with No. 6 seed Arkansas. In the final AP Top 25 Poll, the Flyers received 10 votes, coming in at No. 31 overall. The Flyers finished No. 37 in the final RPI Poll.

With its 21-12 record in 2010-11, UD had posted 20+ wins for four-consecutive seasons. Dayton advanced to the A-10 Championship final for the first time in school history. The Flyers advanced to their fourth-consecutive postseason, including their second-straight NCAA at-large berth. Also during the 2010-11 season, Jabir became the all-time wins leader with the Flyers' 102-69 victory over Toledo on Dec. 5.

The 2009-10 team finished the year with a 25-8 overall mark and the Flyers made their fourth postseason appearance - third-straight. The 2009-10 postseason was the first at the NCAA DI Tournament for the program. The 2009-10 season opener foreshadowed what would come with the Flyers knocking off No. 10 Michigan State in its season opener. The first victory of a top-10 opponent in the program's history. The Flyers continued their firsts and bests throughout the season; appearing for the first time in the AP and USA Today/ESPN Top 25 polls, and received votes in at least one of the polls the entire 20 weeks of the season. UD went 11-3 in A-10 action and earned the No. 2 seed in the conference tournament, its highest ever. Dayton had a school record five players go on

to earn A-10 accolades. The dream season continued as Brittany Wilson scored just before the buzzer, and the eighth-seeded Flyers rallied from an 18-point deficit to beat No. 9 seed TCU, 67-66, in the opening round of the NCAA women's tournament at the University of Tennessee on March 20, 2010. Jabir was one of 10 coaches named a finalist for the Kay Yow Coach of the Year Award.

In 2009, when defeating nationally-ranked Xavier in the quarterfinals behind a group of underclassmen, it was more than just "luck." The win marked a significant moment for a team and a program on the rise. At the time, the Flyers' 21-14 record in 2008-09 was the second-most wins since the program turned DI and UD finished the year with the most postseason individual honors ever.

Jabir was named the 2008 A-10 Coach of the Year after mentoring the Flyers to a modern-program record, 25-9. The Flyers went on to earn their second postseason berth in modern history with a trip to the WNIT.

UD improved by 13 victories from 2006-07 to 2007-08 on the strength of a school-record 16-game winning streak that was the longest in the nation at one point. The Flyers also earned their first ever votes in the AP Top 25 Poll in 2007-08 as they were listed in two different weeks.

UD returned to the A-10 Quarterfinals at the conclusion of the 2006-07 season, marking the third time in school history the Flyers had advanced past their opening round in the A-10 Tournament.

Jabir and Dayton continued the trend in 2005-06 with an improvement of five more wins, giving UD the second best improvement over a two-year span in the nation. Dayton advanced to the quarterfinals of the A-10 Tournament and finished with a winning record for the first time in five years and two Flyers earned A-10 All-Conference accolades.

In addition to the strides made in 2007-08, UD had the fourth best single-season turnaround in the nation in the 2004-05 season with an improvement of nine wins over the previous campaign.

Prior to UD, Jabir served one season as an assistant coach at Colorado, a season that the Buffaloes (24-8) advanced to the Sweet Sixteen of the NCAA Tournament and were ranked as high as No. 23 in the ESPN/Coaches' Poll and No. 24 in the AP Poll. Jabir was primarily responsible for the development of CU's post players, including the Buffaloes' first-ever First Team All-Big 12 selection. While at Colorado, Jabir drew upon his previous 16 seasons as a head coach at either the Big East Conference or the Metro Atlantic Athletic Conference institutions.

Jabir was at the helm of Providence College for six seasons, 1996-2002, after his time at Marquette University. During his last three years with the program, the Friars' record improved with each season.

Prior to Providence, Jabir spent six years at Marquette, elevating the Golden Eagles into the national spotlight, as he became one of the most successful coaches in the history of the program. After posting a 7-20 record during his inaugural year at Marquette (1990-91), Jabir guided his team to four-consecutive winning seasons, two 20-plus winning seasons and three postseason appearances, including back-to-back bids to the NCAA Tournament. In 1994-95,

Marquette won the Great Midwest Conference Tournament, the first tournament championship in school history. This followed the 1993-94 campaign in which Jabir compiled a program-best 22-7 overall record and its first trip to the NCAA Tournament. Jabir was a two-time Reebok/Great Midwest Conference Coach of the Year while at Marquette.

Jabir went to Siena College from Buffalo State, where he served as the head coach of the Saints for three seasons (1987-90) and compiled a 50-29 record. Jabir's teams posted three-consecutive winning seasons. In his first year, Jabir was responsible for the development of Siena's first Freshman All-American.

After one season as an assistant, Jabir became the head coach at Buffalo State during the 1986-87 season at the age of 24. He led that team to a 14-11 record and guided the Bengals to the State University of New York Athletic Conference (SUNYAC) Championship and an appearance in the Division III Tournament.

Jabir began his coaching career as an assistant at Nazareth College (1984-85) and Buffalo State (1985-86). Jabir was instrumental in leading the Bengals to a 23-3 slate, the SUNYAC title, a 22-game winning streak, an NCAA regional tournament appearance and a national ranking (No. 3) during the 1985-86 season.

He is a 1984 graduate of Nazareth College in Rochester, New York, where he received a degree in English. He also earned a master's degree in student personnel administration from Buffalo State in 1986.

Jabir's family is comprised of his wife Angie and their son Jude. He also has three children, Lauren, Shane and Jackson.

Jabir's Record Year-by-Year

| Year | School | Record |
|----------------|-------------------------|--------------|
| 1986-87 | Buffalo State | 14-11 |
| 1987-88 | Siena | 16-10 |
| 1988-89 | Siena | 16-8 |
| 1989-90 | Siena | 18-11 |
| 1990-91 | Marquette | 7-20 |
| 1991-92 | Marquette | 16-13 |
| 1992-93 | Marquette | 22-9 |
| 1993-94 | Marquette | 22-7 |
| 1994-95 | Marquette | 19-12 |
| 1995-96 | Marquette | 8-20 |
| 1996-97 | Providence | 13-14 |
| 1997-98 | Providence | 10-17 |
| 1998-99 | Providence | 5-22 |
| 1999-00 | Providence | 10-17 |
| 2000-01 | Providence | 11-17 |
| 2001-02 | Providence | 13-15 |
| 2003-04 | Dayton | 3-25 |
| 2004-05 | Dayton | 12-16 |
| 2005-06 | Dayton | 17-12 |
| 2006-07 | Dayton | 12-19 |
| 2007-08 | Dayton | 25-9 |
| 2008-09 | Dayton | 21-14 |
| 2009-10 | Dayton | 25-8 |
| 2010-11 | Dayton | 21-12 |
| 2011-12 | Dayton | 23-7 |
| 2012-13 | Dayton | 28-3 |
| 2013-14 | Dayton | 23-8 |
| 2014-15 | Dayton | 28-7 |
| 2015-16 | Dayton | 14-15 |
| 2017-18 | Florida Atlantic | 13-15 |
| 2018-19 | Florida Atlantic | 5-25 |
| 2019-20 | Florida Atlantic | 13-17 |
| 2020-21 | Florida Atlantic | 2-4 |
| Total: | | 505-439 |

Astou Gaye

6-2 • Senior • Forward

Creteil, France • Gulf Coast State

#00



2020-21 Statistics

#00 GAYE, Astou

| Opponent | Date | GS | MIN | Total | | 3-Pointers | | Free throws | | Rebounds | | | | PF | | T/O | | BLK | STL | PTS | AVG |
|---------------|------------|----|----------------|--------------|-------------|------------|-------------|-------------|-------------|-----------|-----------|-----------|------------|-----------|----------|----------|----------|----------|-----------|------------|------|
| | | | | FG-FGA | PCT | 3FG-3FGA | PCT | FT-FTA | PCT | OFF | DEF | TOT | AVG | A | T | | | | | | |
| North Florida | 11/30/2020 | * | 20:41 | 5-12 | .417 | 1-2 | .500 | 0-0 | .000 | 8 | 5 | 13 | 13.0 | 3 | 1 | 1 | 0 | 0 | 0 | 11 | 11.0 |
| at Miami (FL) | 12/03/2020 | * | 12:27 | 0-3 | .000 | 0-1 | .000 | 0-0 | .000 | 0 | 0 | 0 | 6.5 | 4 | 0 | 0 | 1 | 0 | 0 | 5.5 | |
| at Florida | 12/07/2020 | * | 15:34 | 2-5 | .400 | 0-3 | .000 | 2-2 | 1.000 | 1 | 3 | 4 | 5.7 | 3 | 0 | 2 | 0 | 1 | 6 | 5.7 | |
| Fla. Memorial | 12/18/2020 | * | 19:56 | 4-5 | .800 | 0-1 | .000 | 1-2 | .500 | 7 | 7 | 14 | 7.8 | 3 | 3 | 6 | 1 | 4 | 9 | 6.5 | |
| Totals | | | 4 68:38 | 11-25 | .440 | 1-7 | .143 | 3-4 | .750 | 16 | 15 | 31 | 7.8 | 13 | 4 | 9 | 2 | 5 | 26 | 6.5 | |

Player Averages

| Games Played | Minutes/game | Points/game | FG Pct | 3FG Pct | FT Pct | Rebounds/game | Assists/game | Turnovers/game | Assist/Turnover ratio | Steals/game | Blocks/game |
|--------------|--------------|-------------|--------|---------|--------|---------------|--------------|----------------|-----------------------|-------------|-------------|
| 4 | 17.2 | 6.5 | 44.0 | 14.3 | 75.0 | 7.8 | 1.0 | 2.3 | 0.4 | 1.3 | 0.5 |

Career/Season Highs

Points

Career: 24, at Middle Tennessee (1/16/20)
Season: 11, vs. North Florida (11/30/20)

Rebounds

Career: 16, at Middle Tennessee (1/16/20)
Season: 14, vs. Florida Memorial (12/18/20)

Assists

Career: 4, vs. Loyola Maryland (11/29/19) & at Southern Miss (3/5/20)
Season: 3, vs. Florida Memorial (12/18/20)

Steals

Career: 4, at Southern Miss (3/5/20) & vs. Florida Memorial (12/18/20)
Season: 4, vs. Florida Memorial

Blocks

Career: 4, at FIU (2/8/20)
Season: 1, at Miami (12/3/20) & vs. Florida Memorial (12/18/20)

FG Made

Career: 10, at Middle Tennessee (1/16/20)
Season: 5, vs. North Florida (11/30/20)

FG Attempts

Career: 16, at Middle Tennessee (1/16/20)
Season: 12, vs. North Florida (11/30/20)

3-Point FG Made

Career: 4, at Marshall (2/1/20)
Season: 1, vs. North Florida (11/30/20)

3-Point FG Attempts

Career: 9, at Southern Miss (3/5/20)
Season: 3, at Florida (12/7/20)

Free Throws Made

Career: 7, vs. Central Connecticut (12/15/19)
Season: 2, at Florida (12/7/20)

Free Throw Attempts

Career: 8, vs. Central Connecticut (12/15/19)
Season: 2, at Florida (12/7/20) & at Florida Memorial (12/18/20)

Career Statistics

| SEASON | TEAM | GP-GS | MIN/AVG | Field Goals | | 3-Point | | F-Throws | | Rebounds | | | | Scoring | | | | | | |
|--------------|------|--------------|-----------------|----------------|-------------|---------------|-------------|--------------|-------------|-----------|------------|------------|------------|-------------|-----------|-----------|-----------|-----------|------------|------------|
| | | | | FG-FGA | FG% | 3FG-FGA | 3FG% | FT-FTA | FT% | OFF | DEF | TOT | AVG | PF-FO | AST | TO | BLK | STL | PTS | AVG |
| 2019-20 | FAU | 29-27 | 600/20.7 | 93-231 | .403 | 31-94 | .330 | 35-43 | .814 | 55 | 114 | 169 | 5.8 | 84-6 | 30 | 65 | 26 | 18 | 252 | 8.7 |
| 2020-21 | FAU | 4-4 | 69/17.2 | 11-25 | .440 | 1-7 | .143 | 3-4 | .750 | 16 | 15 | 31 | 7.8 | 13-0 | 4 | 9 | 2 | 5 | 26 | 6.5 |
| TOTAL | | 33-31 | 669/20.3 | 104-256 | .406 | 32-101 | .317 | 38-47 | .809 | 71 | 129 | 200 | 6.1 | 97-6 | 34 | 74 | 28 | 23 | 278 | 8.4 |



Rita Pleskevich

5-8 • Redshirt Junior • Guard
Moscow, Russia • Washington

1

2020-21 Statistics

#1 PLESKEVICH, Rita

| Opponent | Date | GS | MIN | Total | | 3-Pointers | | Free throws | | Rebounds | | | | PF | A | T/O | BLK | STL | PTS | AVG |
|-----------------|------------|----|----------------|--------------|-------------|-------------|-------------|-------------|-------------|----------|----------|-----------|------------|----------|----------|----------|----------|----------|-----------|------------|
| | | | | FG-FGA | PCT | 3FG-3FGA | PCT | FT-FTA | PCT | OFF | DEF | TOT | AVG | | | | | | | |
| Fla. Memorial | 12/18/2020 | * | 19:29 | 2-8 | .250 | 0-4 | .000 | 0-0 | .000 | 2 | 1 | 3 | 3.0 | 0 | 4 | 2 | 1 | 1 | 4 | 4.0 |
| at Middle Tenn. | 01/01/2021 | * | 25:16 | 3-10 | .300 | 1-7 | .143 | 0-0 | .000 | 1 | 1 | 2 | 2.5 | 2 | 1 | 2 | 0 | 4 | 7 | 5.5 |
| at Middle Tenn. | 01/02/2021 | * | 40:00 | 7-19 | .368 | 4-13 | .308 | 0-0 | .000 | 2 | 6 | 8 | 4.3 | 1 | 2 | 2 | 0 | 1 | 18 | 9.7 |
| Totals | | | 3 84:44 | 12-37 | .324 | 5-24 | .208 | 0-0 | .000 | 5 | 8 | 13 | 4.3 | 3 | 7 | 6 | 1 | 6 | 29 | 9.7 |

Player Averages

| Games Played | Minutes/game | Points/game | FG Pct | 3FG Pct | FT Pct | Rebounds/game | Assists/game | Turnovers/game | Assist/Turnover ratio | Steals/game | Blocks/game |
|--------------|--------------|-------------|--------|---------|--------|---------------|--------------|----------------|-----------------------|-------------|-------------|
| 3 | 28.2 | 9.7 | 32.4 | 20.8 | 0.0 | 4.3 | 2.3 | 2.0 | 1.2 | 2.0 | 0.3 |

Career/Season Highs

Points

Career: 18, at Middle Tennessee (1/2/21)
Season: Same

Rebounds

Career: 8, at Middle Tennessee (1/2/21)
Season: Same

Assists

Career: 4, vs. Washington State+ (12/29/19)
& vs. Florida Memorial (12/18/20)
Season: 4, vs. Florida Memorial (12/18/20)

Steals

Career: 4, at Middle Tennessee (1/1/21)
Season: Same

Blocks

Career: 1, vs. Florida Memorial (12/18/20)
Season: Same

FG Made

Career: 7, at Middle Tennessee (1/2/21)
Season: Same

FG Attempts

Career: 19, at Middle Tennessee (1/2/21)
Season: Same

3-Point FG Made

Career: 4, at Middle Tennessee (1/2/21)
Season: Same

3-Point FG Attempts

Career: 13, at Middle Tennessee (1/2/21)
Season: Same

Free Throws Made

Career: 1, vs. CSU Bakerfield+ (11/8/19) &
at Arizona+ (2/14/20)
Season: N/A

Free Throw Attempts

Career: 2, vs. CSU Bakerfield+ (11/8/19) &
at Arizona+ (2/14/20)
Season: N/A

+ at Washington

Career Statistics

| | | Field Goals | | 3-Point | | F-Throws | | Rebounds | | | | Scoring | | | | | | | | |
|----------------------|------|--------------|-----------------|---------------|-------------|--------------|-------------|------------|-------------|-----------|-----------|-----------|------------|-------------|-----------|-----------|----------|-----------|------------|------------|
| SEASON | TEAM | GP-GS | MIN/AVG | FG-FGA | FG% | 3FG-FGA | 3FG% | FT-FTA | FT% | OFF | DEF | TOT | AVG | PF-FO | AST | TO | BLK | STL | PTS | AVG |
| 2019-20 | UW | 30-21 | 497/16.6 | 37-113 | .327 | 11-50 | .220 | 2-4 | .500 | 9 | 36 | 45 | 1.5 | 24-0 | 33 | 49 | 0 | 11 | 87 | 2.9 |
| 2020-21 | FAU | 3-3 | 85/28.2 | 12-37 | .324 | 5-24 | .208 | 0-0 | .000 | 5 | 8 | 13 | 4.3 | 3-0 | 7 | 6 | 1 | 6 | 29 | 9.7 |
| TOTAL FOR FAU | | 3-3 | 85/28.2 | 12-37 | .324 | 5-24 | .208 | 0-0 | .000 | 5 | 8 | 13 | 4.3 | 3-0 | 7 | 6 | 1 | 6 | 29 | 9.7 |
| TOTAL | | 33-24 | 582/17.6 | 49-150 | .327 | 16-74 | .216 | 2-4 | .500 | 14 | 44 | 58 | 1.8 | 27-0 | 40 | 55 | 1 | 17 | 116 | 3.5 |



Iggy Allen

5-11 • Graduate • Guard
Pompano Beach, Fla. • Miami

#2

2020-21 Statistics

#2 ALLEN, Iggy

| Opponent | Date | GS | MIN | Total | | 3-Pointers | | Free throws | | Rebounds | | | | PF | A | T/O | BLK | STL | PTS | AVG | |
|-----------------|------------|----|----------|---------------|---------------|-------------|--------------|-------------|--------------|-------------|-----------|-----------|-----------|-------------|-----------|-----------|-----------|----------|-----------|------------|-------------|
| | | | | FG-FGA | PCT | 3FG-3FGA | PCT | FT-FTA | PCT | OFF | DEF | TOT | AVG | | | | | | | | |
| North Florida | 11/30/2020 | * | 32:03 | 7-20 | .350 | 2-7 | .286 | 2-3 | .667 | 2 | 7 | 9 | 9.0 | 5 | 4 | 3 | 0 | 3 | 18 | 18.0 | |
| at Miami (FL) | 12/03/2020 | * | 30:59 | 9-16 | .563 | 5-9 | .556 | 0-0 | .000 | 0 | 8 | 8 | 8.5 | 4 | 1 | 4 | 0 | 3 | 23 | 20.5 | |
| at Florida | 12/07/2020 | * | 33:42 | 10-17 | .588 | 2-7 | .286 | 2-4 | .500 | 2 | 7 | 9 | 8.7 | 3 | 3 | 1 | 0 | 2 | 24 | 21.7 | |
| Fla. Memorial | 12/18/2020 | * | 22:53 | 5-20 | .250 | 5-8 | .625 | 4-6 | .667 | 4 | 5 | 9 | 8.8 | 3 | 5 | 3 | 0 | 1 | 19 | 21.0 | |
| at Middle Tenn. | 01/01/2021 | * | 35:35 | 9-23 | .391 | 4-9 | .444 | 2-5 | .400 | 5 | 12 | 17 | 10.4 | 4 | 1 | 0 | 0 | 1 | 24 | 21.6 | |
| at Middle Tenn. | 01/02/2021 | * | 37:37 | 8-21 | .381 | 0-5 | .000 | 1-2 | .500 | 1 | 7 | 8 | 10.0 | 2 | 3 | 7 | 0 | 4 | 17 | 20.8 | |
| Totals | | | 6 | 192:49 | 48-117 | .410 | 18-45 | .400 | 11-20 | .550 | 14 | 46 | 60 | 10.0 | 21 | 17 | 18 | 0 | 14 | 125 | 20.8 |

Player Averages

| Games Played | Minutes/game | Points/game | FG Pct | 3FG Pct | FT Pct | Rebounds/game | Assists/game | Turnovers/game | Assist/Turnover ratio | Steals/game | Blocks/game |
|--------------|--------------|-------------|--------|---------|--------|---------------|--------------|----------------|-----------------------|-------------|-------------|
| 6 | 32.1 | 20.8 | 41.0 | 40.0 | 55.0 | 10.0 | 2.8 | 3.0 | 0.9 | 2.3 | 0.0 |

Career/Season Highs

Points

Career: 24, at Florida (12/7/20) & at Middle Tennessee (1/1/21)

Season: Same

Rebounds

Career: 17, at Middle Tennessee (1/1/21)

Season: Same

Assists

Career: 5, vs. Florida Memorial (12/18/20)

Season: Same

Steals

Career: 4, at Middle Tennessee (1/2/21)

Season: Same

Blocks

Career: N/A

Season: N/A

FG Made

Career: 10, at Florida (12/7/20)

Season: Same

FG Attempts

Career: 23, at Middle Tennessee

Season: Same

3-Point FG Made

Career: 5, at Miami (12/3/20) & vs. Florida Memorial (12/18/20)

Season: Same

3-Point FG Attempts

Career: 9, at Miami (12/3/20) & at Middle Tennessee (1/1/21)

Season: Same

Free Throws Made

Career: 4, vs. Florida Memorial (12/18/20)

Season: Same

Free Throw Attempts

Career: 6, vs. Florida Memorial (12/18/20)

Season: Same

Career Statistics

| SEASON | TEAM | GP-GS | MIN/AVG | Field Goals | | 3-Point | | F-Throws | | Rebounds | | | | Scoring | | | | | | |
|----------------------|-------|-------------|-----------------|---------------|-------------|--------------|-------------|--------------|-------------|-----------|-----------|-----------|-------------|-------------|-----------|-----------|----------|-----------|------------|-------------|
| | | | | FG-FGA | FG% | 3FG-FGA | 3FG% | FT-FTA | FT% | OFF | DEF | TOT | AVG | PF | FO | AST | TO | BLK | STL | PTS |
| 2019-20 | Miami | 12-0 | 109/9.1 | 9-27 | .333 | 1-4 | .250 | 4-8 | .500 | 11 | 7 | 18 | 1.5 | 15-0 | 5 | 13 | 0 | 6 | 23 | 1.9 |
| 2020-21 | FAU | 6-6 | 193/32.1 | 48-117 | .410 | 18-45 | .400 | 11-20 | .550 | 14 | 46 | 60 | 10.0 | 21-1 | 17 | 18 | 0 | 14 | 125 | 20.8 |
| TOTAL FOR FAU | | 6-6 | 193/32.1 | 48-117 | .410 | 18-45 | .400 | 11-20 | .550 | 14 | 46 | 60 | 10.0 | 21-1 | 17 | 18 | 0 | 14 | 125 | 20.8 |
| TOTAL | | 18-6 | 302/16.8 | 57-144 | .396 | 19-49 | .388 | 15-28 | .536 | 25 | 53 | 78 | 4.3 | 36-1 | 22 | 31 | 0 | 20 | 148 | 8.2 |



Bre Beck

5-8 • Junior • Guard
Chicago, Ill. • Wabash Valley

#4

2020-21 Statistics

#4 BECK, Bre

| Opponent | Date | GS | MIN | Total | | 3-Pointers | | Free throws | | Rebounds | | | | PF | A | T/O | BLK | STL | PTS | AVG |
|---------------|------------|----------|--------------|------------|-------------|------------|-------------|-------------|-------------|----------|----------|----------|------------|----------|----------|----------|----------|----------|-----------|------------|
| | | | | FG-FGA | PCT | 3FG-3FGA | PCT | FT-FTA | PCT | OFF | DEF | TOT | AVG | | | | | | | |
| North Florida | 11/30/2020 | | 18:30 | 1-3 | .333 | 0-1 | .000 | 5-7 | .714 | 0 | 3 | 3 | 3.0 | 2 | 2 | 0 | 0 | 1 | 7 | 7.0 |
| at Miami (FL) | 12/03/2020 | | 12:22 | 0-1 | .000 | 0-1 | .000 | 0-2 | .000 | 0 | 1 | 1 | 2.0 | 1 | 0 | 2 | 0 | 0 | 0 | 3.5 |
| at Florida | 12/07/2020 | | 11:32 | 1-1 | 1.000 | 0-0 | .000 | 2-2 | 1.000 | 0 | 0 | 0 | 1.3 | 2 | 3 | 1 | 0 | 0 | 4 | 3.7 |
| Totals | | 0 | 42:24 | 2-5 | .400 | 0-2 | .000 | 7-11 | .636 | 0 | 4 | 4 | 1.3 | 5 | 5 | 3 | 0 | 1 | 11 | 3.7 |

Player Averages

| Games Played | Minutes/game | Points/game | FG Pct | 3FG Pct | FT Pct | Rebounds/game | Assists/game | Turnovers/game | Assist/Turnover ratio | Steals/game | Blocks/game |
|--------------|--------------|-------------|--------|---------|--------|---------------|--------------|----------------|-----------------------|-------------|-------------|
| 3 | 14.1 | 3.7 | 40.0 | 0.0 | 63.6 | 1.3 | 1.7 | 1.0 | 1.7 | 0.3 | 0.0 |

Career/Season Highs

Points

Career: 7, vs. North Florida (11/30/20)
Season: Same

Rebounds

Career: 3, vs. North Florida (11/30/20)
Season: Same

Assists

Career: 3, at Florida (12/7/20)
Season: Same

Steals

Career: 1, vs. North Florida (11/30/20)
Season: Same

Blocks

Career: N/A
Season: N/A

FG Made

Career: 1, vs. North Florida (11/30/20) & at Florida (12/7/20)
Season: Same

FG Attempts

Career: 3, vs. North Florida (11/30/20)
Season: Same

3-Point FG Made

Career: N/A
Season: N/A

3-Point FG Attempts

Career: 1, vs. North Florida (11/30/20) & at Miami (12/3/20)
Season: Same

Free Throws Made


Career: 5, vs. North Florida (11/30/20)
Season: Same

Free Throw Attempts

Career: 7, vs. North Florida
Season: Same

Career Statistics

| | | Field Goals | | 3-Point | | F-Throws | | Rebounds | | | | Scoring | | | | | | | | |
|--------------|------|-------------|----------------|------------|-------------|------------|-------------|-------------|-------------|----------|----------|----------|------------|------------|----------|----------|----------|----------|-----------|------------|
| SEASON | TEAM | GP-GS | MIN/AVG | FG-FGA | FG% | 3FG-FGA | 3FG% | FT-FTA | FT% | OFF | DEF | TOT | AVG | PF-FO | AST | TO | BLK | STL | PTS | AVG |
| 2020-21 | FAU | 3-0 | 42/14.1 | 2-5 | .400 | 0-2 | .000 | 7-11 | .636 | 0 | 4 | 4 | 1.3 | 5-0 | 5 | 3 | 0 | 1 | 11 | 3.7 |
| TOTAL | | 3-0 | 42/14.1 | 2-5 | .400 | 0-2 | .000 | 7-11 | .636 | 0 | 4 | 4 | 1.3 | 5-0 | 5 | 3 | 0 | 1 | 11 | 3.7 |



Nikola Ozola

5-7 • Sophomore • Guard
Jurmala, Latvia • Pumpuru

#5

2020-21 Statistics

#5 OZOLA, Nikola

| Opponent | Date | GS | MIN | Total | | 3-Pointers | | Free throws | | Rebounds | | | | PF | A | T/O | BLK | STL | PTS | AVG |
|-----------------|------------|----------|--------------|-------------|-------------|-------------|-------------|-------------|-------------|----------|----------|-----------|------------|----------|----------|----------|----------|----------|-----------|------------|
| | | | | FG-FGA | PCT | 3FG-3FGA | PCT | FT-FTA | PCT | OFF | DEF | TOT | AVG | | | | | | | |
| Fla. Memorial | 12/18/2020 | | 13:51 | 1-4 | .250 | 1-2 | .500 | 0-0 | .000 | 2 | 1 | 3 | 3.0 | 1 | 4 | 2 | 0 | 1 | 3 | 3.0 |
| at Middle Tenn. | 01/01/2021 | | 14:14 | 2-7 | .286 | 1-5 | .200 | 0-0 | .000 | 0 | 3 | 3 | 3.0 | 1 | 0 | 0 | 0 | 0 | 5 | 4.0 |
| at Middle Tenn. | 01/02/2021 | | 16:27 | 2-4 | .500 | 1-3 | .333 | 0-0 | .000 | 1 | 3 | 4 | 3.3 | 0 | 3 | 1 | 0 | 1 | 5 | 4.3 |
| Totals | | 0 | 44:31 | 5-15 | .333 | 3-10 | .300 | 0-0 | .000 | 3 | 7 | 10 | 3.3 | 2 | 7 | 3 | 0 | 2 | 13 | 4.3 |

Player Averages

| Games Played | Minutes/game | Points/game | FG Pct | 3FG Pct | FT Pct | Rebounds/game | Assists/game | Turnovers/game | Assist/Turnover ratio | Steals/game | Blocks/game |
|--------------|--------------|-------------|--------|---------|--------|---------------|--------------|----------------|-----------------------|-------------|-------------|
| 3 | 14.8 | 4.3 | 33.3 | 30.0 | 0.0 | 3.3 | 2.3 | 1.0 | 2.3 | 0.7 | 0.0 |

Career/Season Highs

Points

Career: 14, at Southern Miss (3/5/20)
Season: 5, at Middle Tennessee (1/1/21) & at Middle Tennessee (1/2/21)

Rebounds

Career: 4, vs. Charlotte (1/23/20) & at Middle Tennessee (1/2/21)
Season: 4, at Middle Tennessee (1/2/21)

Assists

Career: 7, at Western Michigan (11/24/19)
Season: 4, vs. Florida Memorial (12/18/20)

Steals

Career: 3, vs. Rice (1/9/20) & vs. Southern Miss (2/13/20)
Season: 1, vs. Florida Memorial (12/18/20) & at Middle Tennessee (1/2/21)

Blocks

Career: 1, at Middle Tennessee (1/16/20)
Season: N/A

FG Made

Career: 5, at Southern Miss (3/5/20)
Season: 2, at Middle Tennessee (1/1/21) & at Middle Tennessee (1/2/21)

FG Attempts

Career: 9, at Southern Miss (3/5/20)
Season: 7, at Middle Tennessee (1/1/21)

3-Point FG Made

Career: 3, at Southern Miss (3/5/20)
Season: 1, 3 times
Last: at Middle Tennessee (1/2/21)

3-Point FG Attempts

Career: 6, at Southern Miss (3/5/20)
Season: 5, at Middle Tennessee (1/1/21)

Free Throws Made

Career: 5, at UTEP (1/4/20)
Season: N/A

Free Throw Attempts

Career: 5, at UTEP (1/4/20) & vs. Rice (1/9/20)
Season: N/A

Career Statistics

| SEASON | TEAM | GP-GS | MIN/AVG | Field Goals | | 3-Point | | F-Throws | | Rebounds | | | | Scoring | | | | | | |
|--------------|------|--------------|-----------------|---------------|-------------|--------------|-------------|--------------|-------------|----------|-----------|-----------|------------|-------------|-----------|-----------|----------|-----------|------------|------------|
| | | | | FG-FGA | FG% | 3FG-FGA | 3FG% | FT-FTA | FT% | OFF | DEF | TOT | AVG | PF | FO | AST | TO | BLK | STL | PTS |
| 2019-20 | FAU | 30-19 | 657/21.9 | 29-111 | .261 | 17-69 | .246 | 26-33 | .788 | 6 | 22 | 28 | 0.9 | 65-1 | 50 | 75 | 1 | 18 | 101 | 3.4 |
| 2020-21 | FAU | 3-0 | 45/14.8 | 5-15 | .333 | 3-10 | .300 | 0-0 | .000 | 3 | 7 | 10 | 3.3 | 2-0 | 7 | 3 | 0 | 2 | 13 | 4.3 |
| TOTAL | | 33-19 | 702/21.3 | 34-126 | .270 | 20-79 | .253 | 26-33 | .788 | 9 | 29 | 38 | 1.2 | 67-1 | 57 | 78 | 1 | 20 | 114 | 3.5 |

Glenisha Harkless

6-0 • Junior • Guard

Jacksonville, Fla. • University Christian

#10

2020-21 Statistics

#10 HARKLESS, Glenisha

| Opponent | Date | GS | MIN | Total | | 3-Pointers | | Free throws | | Rebounds | | | | PF | A | T/O | BLK | STL | PTS | AVG |
|---------------|------------|----------|--------------|------------|-------------|------------|-------------|-------------|-------------|----------|----------|----------|------------|----------|----------|----------|----------|----------|----------|------------|
| | | | | FG-FGA | PCT | 3FG-3FGA | PCT | FT-FTA | PCT | OFF | DEF | TOT | AVG | | | | | | | |
| Fla. Memorial | 12/18/2020 | | 03:34 | 0-0 | .000 | 0-0 | .000 | 0-2 | .000 | 0 | 0 | 0 | 0.0 | 3 | 1 | 0 | 0 | 1 | 0 | 0.0 |
| Totals | | 0 | 03:34 | 0-0 | .000 | 0-0 | .000 | 0-2 | .000 | 0 | 0 | 0 | 0.0 | 3 | 1 | 0 | 0 | 1 | 0 | 0.0 |

Player Averages

| Games Played | Minutes/ game | Points/ game | FG Pct | 3FG Pct | FT Pct | Rebounds/ game | Assists/ game | Turnovers/ game | Assist/Turnover ratio | Steals/ game | Blocks/ game |
|--------------|---------------|--------------|--------|---------|--------|----------------|---------------|-----------------|-----------------------|--------------|--------------|
| 1 | 3.6 | 0.0 | 0.0 | 0.0 | 0.0 | 0.0 | 1.0 | 0.0 | 1.0 | 1.0 | 0.0 |

Career/Season Highs

Points

Career: 13, at Furman (12/12/18)
Season: N/A

Rebounds

Career: 6, vs. Richmond (11/18/18)
Season: N/A

Assists

Career: 6, vs. Marshall (1/17/19) & at WKU (1/30/20)
Season: 1, vs. Florida Memorial (12/18/20)

Steals

Career: 3, at Tulane (11/28/18) & at UAB (1/18/20)
Season: N/A

Blocks

Career: 2, 3 times
Last: at WKU (1/30/20)
Season: 1, vs. Florida Memorial (12/18/20)

FG Made

Career: 5, at Old Dominion (3/13/19)
Season: N/A

FG Attempts

Career: 16, at Furman (12/12/18)
Season: N/A

3-Point FG Made

Career: 3, vs. UAB (1/3/19) & at FIU (2/8/20)
Season: N/A

3-Point FG Attempts

Career: 8 vs. Old Dominion (3/13/19)
Season: N/A

Free Throws Made

Career: 4, at Iowa (11/7/19)
Season: N/A

Free Throw Attempts

Career: 5, at Little Rock (11/14/18)
Season: 2, vs. Florida Memorial (12/18/20)

Career Statistics

| SEASON | TEAM | GP-GS | MIN/AVG | Field Goals | | 3-Point | | F-Throws | | Rebounds | | | | Scoring | | | | | | |
|--------------|------|--------------|-----------------|---------------|-------------|---------------|-------------|--------------|-------------|-----------|-----------|------------|------------|-------------|-----------|------------|-----------|-----------|------------|------------|
| | | | | FG-FGA | FG% | 3FG-FGA | 3FG% | FT-FTA | FT% | OFF | DEF | TOT | AVG | PF-FO | AST | TO | BLK | STL | PTS | AVG |
| 2018-19 | FAU | 26-20 | 608/23.4 | 43-169 | .254 | 22-81 | .272 | 22-38 | .579 | 11 | 47 | 58 | 2.2 | 39-0 | 56 | 70 | 13 | 19 | 130 | 5.0 |
| 2019-20 | FAU | 21-9 | 386/18.4 | 15-56 | .268 | 12-35 | .343 | 20-26 | .769 | 9 | 33 | 42 | 2.0 | 42-1 | 29 | 44 | 8 | 10 | 62 | 3.0 |
| 2020-21 | FAU | 1-0 | 4/3.6 | 0-0 | .000 | 0-0 | .000 | 0-2 | .000 | 0 | 0 | 0 | 0.0 | 3-0 | 1 | 0 | 0 | 1 | 0 | 0.0 |
| TOTAL | | 48-29 | 998/20.8 | 58-225 | .258 | 34-116 | .293 | 42-66 | .636 | 20 | 80 | 100 | 2.1 | 84-1 | 86 | 114 | 21 | 30 | 192 | 4.0 |

Allie Tylka

6-0 • Sophomore • Guard
Wauconda, Ill. • Wauconda

#12



2020-21 Statistics

#12 TYLKA, Allie

| Opponent | Date | GS | MIN | Total | | 3-Pointers | | Free throws | | Rebounds | | | | PF | A | T/O | BLK | STL | PTS | AVG |
|-----------------|------------|----------|---------------|--------------|-------------|-------------|-------------|-------------|-------------|----------|-----------|-----------|------------|-----------|----------|----------|----------|----------|-----------|------------|
| | | | | FG-FGA | PCT | 3FG-3FGA | PCT | FT-FTA | PCT | OFF | DEF | TOT | AVG | | | | | | | |
| North Florida | 11/30/2020 | * | 21:40 | 8-14 | .571 | 3-7 | .429 | 0-0 | .000 | 0 | 3 | 3 | 3.0 | 2 | 1 | 1 | 0 | 1 | 19 | 19.0 |
| at Miami (FL) | 12/03/2020 | * | 13:47 | 0-2 | .000 | 0-1 | .000 | 2-2 | 1.000 | 0 | 0 | 0 | 1.5 | 4 | 1 | 1 | 0 | 0 | 2 | 10.5 |
| at Florida | 12/07/2020 | | 23:16 | 5-9 | .556 | 2-3 | .667 | 0-0 | .000 | 0 | 2 | 2 | 1.7 | 4 | 0 | 2 | 0 | 0 | 12 | 11.0 |
| Fla. Memorial | 12/18/2020 | * | 15:45 | 3-10 | .300 | 2-7 | .286 | 5-6 | .833 | 4 | 3 | 7 | 3.0 | 4 | 1 | 1 | 0 | 0 | 13 | 11.5 |
| at Middle Tenn. | 01/01/2021 | * | 29:56 | 3-11 | .273 | 1-5 | .200 | 0-0 | .000 | 1 | 3 | 4 | 3.2 | 2 | 1 | 2 | 0 | 3 | 7 | 10.6 |
| at Middle Tenn. | 01/02/2021 | * | 33:25 | 1-8 | .125 | 1-4 | .250 | 1-1 | 1.000 | 3 | 2 | 5 | 3.5 | 4 | 0 | 1 | 0 | 1 | 4 | 9.5 |
| Totals | | 5 | 137:50 | 20-54 | .370 | 9-27 | .333 | 8-9 | .889 | 8 | 13 | 21 | 3.5 | 20 | 4 | 8 | 0 | 5 | 57 | 9.5 |

Player Averages

| Games Played | Minutes/game | Points/game | FG Pct | 3FG Pct | FT Pct | Rebounds/game | Assists/game | Turnovers/game | Assist/Turnover ratio | Steals/game | Blocks/game |
|--------------|--------------|-------------|--------|---------|--------|---------------|--------------|----------------|-----------------------|-------------|-------------|
| 6 | 23.0 | 9.5 | 37.0 | 33.3 | 88.9 | 3.5 | 0.7 | 1.3 | 0.5 | 0.8 | 0.0 |

Career/Season Highs

Points

Career: 19, vs. North Florida (11/30/20)
Season: Same

Rebounds

Career: 7, vs. Florida Memorial (12/18/20)
Season: Same

Assists

Career: 1, 11 times
Last: at Middle Tennessee

(1/1/21)

Season: 1, 4 times

Last: at Middle Tennessee

(1/1/21)

Steals

Career: 3, vs. Marshall (3/7/20) & at Middle Tennessee (1/1/21)

Season: 3, at Middle Tennessee (1/1/21)

Blocks

Career: 1, at Old Dominion (2/26/20) & at Southern Miss (3/5/20)

Season: N/A

FG Made

Career: 8, vs. North Florida (11/30/20)
Season: Same

FG Attempts

Career: 14, vs. North Florida (11/30/20)
Season: Same

3-Point FG Made

Career: 3, vs. North Florida (11/30/20)
Season: Same

3-Point FG Attempts

Career: 7, vs. North Florida (11/30/20) & vs. Florida Memorial (12/18/20)

Season: Same

Free Throws Made

Career: 5, vs. Florida Memorial (12/18/20)
Season: Same

Free Throw Attempts

Career: 6 vs. Florida Memorial (12/18/20)
Season: Same

Career Statistics

| SEASON | TEAM | Field Goals | | 3-Point | | F-Throws | | Rebounds | | | | Scoring | | | | | | | | |
|--------------|------|-------------|-----------------|---------------|-------------|--------------|-------------|--------------|-------------|-----------|-----------|-----------|------------|-------------|-----------|-----------|----------|-----------|------------|------------|
| | | GP-GS | MIN/AVG | FG-FGA | FG% | 3FG-FGA | 3FG% | FT-FTA | FT% | OFF | DEF | TOT | AVG | PF-FO | AST | TO | BLK | STL | PTS | AVG |
| 2019-20 | FAU | 23-3 | 234/10.2 | 15-52 | .288 | 8-31 | .258 | 10-14 | .714 | 8 | 10 | 18 | 0.8 | 29-1 | 7 | 16 | 2 | 10 | 48 | 2.1 |
| 2020-21 | FAU | 6-5 | 138/23.0 | 20-54 | .370 | 9-27 | .333 | 8-9 | .889 | 8 | 13 | 21 | 3.5 | 20-0 | 4 | 8 | 0 | 5 | 57 | 9.5 |
| TOTAL | | 29-8 | 372/12.8 | 35-106 | .330 | 17-58 | .293 | 18-23 | .783 | 16 | 23 | 39 | 1.3 | 49-1 | 11 | 24 | 2 | 15 | 105 | 3.6 |

Sofia Galeron

6-2 • Redshirt Junior • Forward
Burgos, Spain • Boise State

#15



2020-21 Statistics

#15 GALERON, Sofia

| Opponent | Date | GS | MIN | Total | | 3-Pointers | | Free throws | | Rebounds | | | | PF | A | T/O | BLK | STL | PTS | AVG |
|-----------------|------------|----|-----------------|--------------|-------------|-------------|-------------|-------------|-------------|----------|-----------|-----------|------------|-----------|-----------|----------|----------|----------|-----------|------------|
| | | | | FG-FGA | PCT | 3FG-3FGA | PCT | FT-FTA | PCT | OFF | DEF | TOT | AVG | | | | | | | |
| North Florida | 11/30/2020 | | 16:04 | 0-1 | .000 | 0-1 | .000 | 0-0 | .000 | 1 | 2 | 3 | 3.0 | 1 | 2 | 2 | 1 | 0 | 0 | 0.0 |
| at Miami (FL) | 12/03/2020 | | 18:16 | 1-7 | .143 | 1-4 | .250 | 0-0 | .000 | 1 | 2 | 3 | 3.0 | 0 | 2 | 1 | 0 | 2 | 3 | 1.5 |
| at Florida | 12/07/2020 | | 23:33 | 2-7 | .286 | 1-3 | .333 | 0-0 | .000 | 1 | 5 | 6 | 4.0 | 4 | 1 | 2 | 0 | 0 | 5 | 2.7 |
| Fla. Memorial | 12/18/2020 | | 19:12 | 3-7 | .429 | 1-3 | .333 | 0-1 | .000 | 3 | 2 | 5 | 4.3 | 4 | 2 | 3 | 0 | 0 | 7 | 3.8 |
| at Middle Tenn. | 01/01/2021 | | 30:38 | 2-3 | .667 | 2-2 | 1.000 | 0-0 | .000 | 0 | 1 | 1 | 3.6 | 3 | 6 | 0 | 2 | 1 | 6 | 4.2 |
| at Middle Tenn. | 01/02/2021 | | 20:20 | 3-5 | .600 | 2-4 | .500 | 0-0 | .000 | 1 | 2 | 3 | 3.5 | 4 | 3 | 1 | 0 | 0 | 8 | 4.8 |
| Totals | | | 0 128:03 | 11-30 | .367 | 7-17 | .412 | 0-1 | .000 | 7 | 14 | 21 | 3.5 | 16 | 16 | 9 | 3 | 3 | 29 | 4.8 |

Player Averages

| Games Played | Minutes/game | Points/game | FG Pct | 3FG Pct | FT Pct | Rebounds/game | Assists/game | Turnovers/game | Assist/Turnover ratio | Steals/game | Blocks/game |
|--------------|--------------|-------------|--------|---------|--------|---------------|--------------|----------------|-----------------------|-------------|-------------|
| 6 | 21.3 | 4.8 | 36.7 | 41.2 | 0.0 | 3.5 | 2.7 | 1.5 | 1.8 | 0.5 | 0.5 |

Career/Season Highs

Points

Career: 8, at Middle Tennessee (1/2/21)
Season: Same

Rebounds

Career: 6, 4 times
Last: at Florida (12/7/20)
Season: 6, at Florida (12/7/20)

Assists

Career: 6, at Middle Tennessee (1/1/21)
Season: Same

Steals

Career: 2, vs. Southern Utah+ (12/19/18) & at Miami (12/3/20)
Season: 2, at Miami (12/3/20)

Blocks

Career: 2, at Wyoming+ (1/26/19) & at Middle Tennessee (1/1/21)
Season: 2, at Middle Tennessee (1/1/21)

FG Made

Career: 3, 5 times
Last: at Middle Tennessee (1/2/21)
Season: 3, vs. Florida Memorial (12/18/20) & at Middle Tennessee (1/2/21)

FG Attempts

Career: 7, 4 times
Last: vs. Florida Memorial (12/18/20)
Season: 7, 3 times
Last: vs. Florida Memorial (12/18/20)

3-Point FG Made

Career: 2, at Middle Tennessee (1/1/21) & at Middle Tennessee (1/2/21)
Season: Same

3-Point FG Attempts

Career: 4, at Miami (12/3/20) & at Middle Tennessee (1/2/21)
Season: Same

Free Throws Made

Career: 1, vs. Idaho+ (11/23/18)
Season: N/A


Free Throw Attempts

Career: 1, vs. Idaho+ (11/23/18)
Season: N/A

+ at Boise State

Career Statistics

| | | | | Field Goals | | 3-Point | | F-Throws | | Rebounds | | | | Scoring | | | | | | |
|--------------|------|------------|-----------------|--------------|-------------|-------------|-------------|------------|-------------|----------|-----------|-----------|------------|-------------|-----------|----------|----------|----------|-----------|------------|
| SEASON | TEAM | GP-GS | MIN/AVG | FG-FGA | FG% | 3FG-FGA | 3FG% | FT-FTA | FT% | OFF | DEF | TOT | AVG | PF-FO | AST | TO | BLK | STL | PTS | AVG |
| 2020-21 | FAU | 6-0 | 128/21.3 | 11-30 | .367 | 7-17 | .412 | 0-1 | .000 | 7 | 14 | 21 | 3.5 | 16-0 | 16 | 9 | 3 | 3 | 29 | 4.8 |
| TOTAL | | 6-0 | 128/21.3 | 11-30 | .367 | 7-17 | .412 | 0-1 | .000 | 7 | 14 | 21 | 3.5 | 16-0 | 16 | 9 | 3 | 3 | 29 | 4.8 |



Janeta Rozentale

6-0 • Redshirt Sophomore • Forward
Dobeles, Latvia • USF

#30

2020-21 Statistics

#30 ROZENTALE, Janeta

| Opponent | Date | GS | MIN | Total | | 3-Pointers | | Free throws | | Rebounds | | | | PF | A | T/O | BLK | STL | PTS | AVG |
|-----------------|------------|----------|---------------|--------------|-------------|------------|-------------|-------------|-------------|-----------|-----------|-----------|------------|-----------|----------|----------|----------|----------|-----------|------------|
| | | | | FG-FGA | PCT | 3FG-3FGA | PCT | FT-FTA | PCT | OFF | DEF | TOT | AVG | | | | | | | |
| North Florida | 11/30/2020 | | 25:59 | 3-4 | .750 | 0-1 | .000 | 0-2 | .000 | 5 | 4 | 9 | 9.0 | 1 | 0 | 2 | 2 | 0 | 6 | 6.0 |
| at Miami (FL) | 12/03/2020 | | 23:56 | 3-3 | 1.000 | 0-0 | .000 | 3-4 | .750 | 2 | 3 | 5 | 7.0 | 5 | 1 | 3 | 2 | 0 | 9 | 7.5 |
| at Florida | 12/07/2020 | * | 32:43 | 4-8 | .500 | 0-1 | .000 | 3-6 | .500 | 7 | 6 | 13 | 9.0 | 2 | 2 | 1 | 2 | 0 | 11 | 8.7 |
| Fla. Memorial | 12/18/2020 | | 20:25 | 5-8 | .625 | 1-2 | .500 | 2-2 | 1.000 | 5 | 1 | 6 | 8.3 | 3 | 2 | 1 | 0 | 0 | 13 | 9.8 |
| at Middle Tenn. | 01/01/2021 | * | 19:55 | 3-5 | .600 | 0-0 | .000 | 1-2 | .500 | 2 | 7 | 9 | 8.4 | 4 | 1 | 2 | 1 | 0 | 7 | 9.2 |
| Totals | | 2 | 122:58 | 18-28 | .643 | 1-4 | .250 | 9-16 | .563 | 21 | 21 | 42 | 8.4 | 15 | 6 | 9 | 7 | 0 | 46 | 9.2 |

Career/Season Highs

Points

Career: 13, vs. Florida Memorial (12/18/20)
Season: Same

Rebounds

Career: 13, at Florida (12/7/20)
Season: Same

Assists

Career: 4, vs. Vermont+ (12/17/18)
Season: 2, at Florida (12/7/20) & vs. Florida Memorial (12/18/20)

Steals

Career: 3, vs. New Hampshire+ (11/30/18)
Season: N/A

Blocks

Career: 2, 4 times
Last: at Florida (12/7/20)
Season: 2, 3 times
Last: at Florida (12/7/20)

FG Made

Career: 5, vs. Florida Memorial (12/18/20)
Season: Same

FG Attempts

Career: 9, vs. New Hampshire+ (11/30/18)
Season: 8, at Florida (12/7/20) & vs. Florida Memorial (12/18/20)

3-Point FG Made

Career: 1, 4 times
Last: vs. Florida Memorial (12/18/20)
Season: 1, vs. Florida Memorial (12/18/20)

3-Point FG Attempts

Career: 3, vs. New Hampshire+ (11/30/18)
Season: 2, vs. Florida Memorial (12/18/20)

Free Throws Made

Career: 3, at Miami (12/3/20) & at Florida (12/7/20)
Season: Same

Free Throw Attempts

Career: 6, at Florida (12/7/20)
Season: Same

+ at USF

Player Averages

| Games Played | Minutes/game | Points/game | FG Pct | 3FG Pct | FT Pct | Rebounds/game | Assists/game | Turnovers/game | Assist/Turnover ratio | Steals/game | Blocks/game |
|--------------|--------------|-------------|--------|---------|--------|---------------|--------------|----------------|-----------------------|-------------|-------------|
| 5 | 24.6 | 9.2 | 64.3 | 25.0 | 56.3 | 8.4 | 1.2 | 1.8 | 0.7 | 0.0 | 1.4 |

Career Statistics

| SEASON | TEAM | GP-GS | MIN/AVG | Field Goals | | 3-Point | | F-Throws | | Rebounds | | | | Scoring | | | | | | |
|--------------|------|------------|-----------------|--------------|-------------|------------|-------------|-------------|-------------|-----------|-----------|-----------|------------|-------------|----------|----------|----------|----------|-----------|------------|
| | | | | FG-FGA | FG% | 3FG-FGA | 3FG% | FT-FTA | FT% | OFF | DEF | TOT | AVG | PF-FO | AST | T/O | BLK | STL | PTS | AVG |
| 2020-21 | FAU | 5-2 | 123/24.6 | 18-28 | .643 | 1-4 | .250 | 9-16 | .563 | 21 | 21 | 42 | 8.4 | 15-1 | 6 | 9 | 7 | 0 | 46 | 9.2 |
| TOTAL | | 5-2 | 123/24.6 | 18-28 | .643 | 1-4 | .250 | 9-16 | .563 | 21 | 21 | 42 | 8.4 | 15-1 | 6 | 9 | 7 | 0 | 46 | 9.2 |

Amber Gaston

6-0 • Junior • Forward
Vicksburg, Miss. • Warren Central

#32



2020-21 Statistics

#32 GASTON, Amber

| Opponent | Date | GS | MIN | Total | | 3-Pointers | | Free throws | | Rebounds | | | | PF | A | T/O | BLK | STL | PTS | AVG |
|-----------------|------------|----------|--------------|-------------|-------------|------------|-------------|-------------|-------------|----------|----------|-----------|------------|-----------|----------|-----------|----------|----------|-----------|------------|
| | | | | FG-FGA | PCT | 3FG-3FGA | PCT | FT-FTA | PCT | OFF | DEF | TOT | AVG | | | | | | | |
| North Florida | 11/30/2020 | | 07:36 | 0-0 | .000 | 0-0 | .000 | 3-4 | .750 | 1 | 1 | 2 | 2.0 | 2 | 0 | 1 | 0 | 0 | 3 | 3.0 |
| at Miami (FL) | 12/03/2020 | | 09:28 | 1-3 | .333 | 0-0 | .000 | 0-0 | .000 | 2 | 0 | 2 | 2.0 | 3 | 0 | 2 | 0 | 0 | 2 | 2.5 |
| Fla. Memorial | 12/18/2020 | | 13:19 | 7-7 | 1.000 | 0-0 | .000 | 0-2 | .000 | 2 | 0 | 2 | 2.0 | 1 | 0 | 3 | 1 | 1 | 14 | 6.3 |
| at Middle Tenn. | 01/01/2021 | | 08:04 | 0-1 | .000 | 0-0 | .000 | 0-0 | .000 | 0 | 1 | 1 | 1.8 | 2 | 0 | 3 | 0 | 0 | 0 | 4.8 |
| at Middle Tenn. | 01/02/2021 | * | 22:48 | 1-3 | .333 | 0-2 | .000 | 0-0 | .000 | 1 | 2 | 3 | 2.0 | 4 | 2 | 1 | 1 | 0 | 2 | 4.2 |
| Totals | | 1 | 61:15 | 9-14 | .643 | 0-2 | .000 | 3-6 | .500 | 6 | 4 | 10 | 2.0 | 12 | 2 | 10 | 2 | 1 | 21 | 4.2 |

Career/Season Highs

Points

Career: 21, at North Texas (2/14/19)
Season: 14, vs. Florida Memorial (12/18/20)

Rebounds

Career: 10, at FIU (2/23/19)
Season: 3, at Middle Tennessee (1/2/21)

Assists

Career: 3, vs. Bradley (11/23/18) & at Hampton (11/14/19)
Season: 2, at Middle Tennessee (1/2/21)

Steals

Career: 3, vs. FIU (2/20/20)
Season: 1, vs. Florida Memorial (12/18/20)

Blocks

Career: 4, vs. Lafayette (11/23/18)
Season: 1, vs. Florida Memorial (12/18/20)

FG Made

Career: 8, at Western Michigan (11/24/19)
Season: 7, vs. Florida Memorial (12/18/20)

FG Attempts

Career: 10, at Western Michigan (11/24/19)
Season: 7, vs. Florida Memorial (12/18/20)

3-Point FG Made

Career: 1, 5 times
Last: vs. Marshall (3/7/20)
Season: N/A

3-Point FG Attempts

Career: 3, vs. Rice (1/9/20)
Season: 2, at Middle Tennessee (1/2/21)

Free Throws Made

Career: 7, vs. Bradley (11/24/18)
Season: 3, vs. North Florida (11/30/20)

Free Throw Attempts

Career: 9, vs. Bradley (11/24/18)
Season: 4, vs. North Florida (11/30/20)

Player Averages

| Games Played | Minutes/game | Points/game | FG Pct | 3FG Pct | FT Pct | Rebounds/game | Assists/game | Turnovers/game | Assist/Turnover ratio | Steals/game | Blocks/game |
|--------------|--------------|-------------|--------|---------|--------|---------------|--------------|----------------|-----------------------|-------------|-------------|
| 5 | 12.3 | 4.2 | 64.3 | 0.0 | 50.0 | 2.0 | 0.4 | 2.0 | 0.2 | 0.2 | 0.4 |

Career Statistics

| SEASON | TEAM | GP-GS | MIN/AVG | Field Goals | | 3-Point | | F-Throws | | Rebounds | | | | Scoring | | | | | | |
|--------------|------|--------------|-----------------|----------------|-------------|-------------|-------------|---------------|-------------|-----------|------------|------------|------------|--------------|-----------|------------|-----------|-----------|------------|------------|
| | | | | FG-FGA | FG% | 3FG-FGA | 3FG% | FT-FTA | FT% | OFF | DEF | TOT | AVG | PF-FO | AST | TO | BLK | STL | PTS | AVG |
| 2018-19 | FAU | 26-16 | 535/20.6 | 79-155 | .510 | 1-12 | .083 | 41-79 | .519 | 50 | 66 | 116 | 4.5 | 70-4 | 12 | 61 | 19 | 15 | 200 | 7.7 |
| 2019-20 | FAU | 25-3 | 370/14.8 | 42-93 | .452 | 4-11 | .364 | 21-37 | .568 | 20 | 46 | 66 | 2.6 | 50-2 | 8 | 39 | 15 | 15 | 109 | 4.4 |
| 2020-21 | FAU | 5-1 | 61/12.3 | 9-14 | .643 | 0-2 | .000 | 3-6 | .500 | 6 | 4 | 10 | 2.0 | 12-0 | 2 | 10 | 2 | 1 | 21 | 4.2 |
| TOTAL | | 56-20 | 966/17.2 | 130-262 | .496 | 5-25 | .200 | 65-122 | .533 | 76 | 116 | 192 | 3.4 | 132-6 | 22 | 110 | 36 | 31 | 330 | 5.9 |

Alexa Zaph

5-8 • Sophomore • Guard
Jupiter, Fla. • Oxbridge Academy

#34



2020-21 Statistics

#34 ZAPH, Alexa

| Opponent | Date | GS | MIN | Total | | 3-Pointers | | Free throws | | Rebounds | | | | PF | A | T/O | BLK | STL | PTS | AVG | |
|-----------------|------------|----|----------|---------------|--------------|-------------|-------------|-------------|--------------|-------------|----------|-----------|-----------|------------|-----------|-----------|-----------|----------|----------|-----------|------------|
| | | | | FG-FGA | PCT | 3FG-3FGA | PCT | FT-FTA | PCT | OFF | DEF | TOT | AVG | | | | | | | | |
| North Florida | 11/30/2020 | * | 21:30 | 3-6 | .500 | 1-4 | .250 | 4-4 | 1.000 | 0 | 5 | 5 | 5.0 | 5 | 5 | 3 | 0 | 0 | 11 | 11.0 | |
| at Miami (FL) | 12/03/2020 | * | 33:36 | 4-10 | .400 | 0-2 | .000 | 5-6 | .833 | 0 | 5 | 5 | 5.0 | 2 | 3 | 2 | 0 | 2 | 13 | 12.0 | |
| at Florida | 12/07/2020 | * | 28:28 | 1-8 | .125 | 0-4 | .000 | 2-2 | 1.000 | 1 | 1 | 2 | 4.0 | 3 | 2 | 3 | 0 | 0 | 4 | 9.3 | |
| Fla. Memorial | 12/18/2020 | * | 30:04 | 5-12 | .417 | 2-6 | .333 | 0-1 | .000 | 2 | 1 | 3 | 3.8 | 4 | 3 | 2 | 0 | 4 | 12 | 10.0 | |
| at Middle Tenn. | 01/01/2021 | * | 33:59 | 3-15 | .200 | 2-11 | .182 | 1-2 | .500 | 0 | 2 | 2 | 3.4 | 3 | 2 | 5 | 0 | 0 | 9 | 9.8 | |
| at Middle Tenn. | 01/02/2021 | * | 29:23 | 4-10 | .400 | 2-5 | .400 | 0-0 | .000 | 3 | 1 | 4 | 3.5 | 2 | 2 | 1 | 0 | 1 | 10 | 9.8 | |
| Totals | | | 6 | 177:00 | 20-61 | .328 | 7-32 | .219 | 12-15 | .800 | 6 | 15 | 21 | 3.5 | 19 | 17 | 16 | 0 | 7 | 59 | 9.8 |

Player Averages

| Games Played | Minutes/game | Points/game | FG Pct | 3FG Pct | FT Pct | Rebounds/game | Assists/game | Turnovers/game | Assist/Turnover ratio | Steals/game | Blocks/game |
|--------------|--------------|-------------|--------|---------|--------|---------------|--------------|----------------|-----------------------|-------------|-------------|
| 6 | 29.5 | 9.8 | 32.8 | 21.9 | 80.0 | 3.5 | 2.8 | 2.7 | 1.1 | 1.2 | 0.0 |

Career/Season Highs

Points

Career: 14, vs. Furman (12/20/19) & vs. Marshall (3/7/20)
Season: 13, at Miami (12/3/20)

Rebounds

Career: 5, 4 times
Last: at Miami (12/3/20)
Season: 5, vs. North Florida (11/30/20) & at Miami (12/3/20)

Assists

Career: 6, vs. Siena (11/19/19)
Season: 5, vs. North Florida (11/30/20)

Steals

Career: 4, vs. Florida Memorial (12/18/20)
Season: Same

Blocks

Career: N/A
Season: N/A

FG Made

Career: 5, vs. Furman (12/20/19) & vs. Florida Memorial (12/18/20)
Season: 5, vs. Florida Memorial (12/18/20)

FG Attempts

Career: 15, at Middle Tennessee (1/1/21)
Season: Same

3-Point FG Made

Career: 4, vs. Marshall (3/7/20)
Season: 2, 3 times
Last: at Middle Tennessee (1/2/21)

3-Point FG Attempts

Career: 8, vs. Marshall (3/7/20)
Season: 11, at Middle Tennessee (1/1/21)

Free Throws Made

Career: 7, at UTEP (1/4/20)
Season: 5, at Miami (12/3/20)

Free Throw Attempts

Career: 10, at UTEP (1/4/20)
Season: 6, at Miami (12/3/20)

Career Statistics

| SEASON TEAM | GP-GS | MIN/AVG | Field Goals | | 3-Point | | F-Throws | | Rebounds | | | | Scoring | | | | | | | |
|--------------|-------------|-----------------|---------------|-------------|---------------|-------------|--------------|-------------|-----------|-----------|-----------|------------|-------------|-----------|-----------|----------|-----------|------------|------------|-----|
| | | | FG-FGA | FG% | 3FG-FGA | 3FG% | FT-FTA | FT% | OFF | DEF | TOT | AVG | PF-FO | AST | TO | BLK | STL | PTS | AVG | |
| 2019-20 | FAU | 29-2 | 453/15.6 | 37-123 | .301 | 19-69 | .275 | 31-43 | .721 | 5 | 34 | 39 | 1.3 | 35-0 | 30 | 58 | 0 | 18 | 124 | 4.3 |
| 2020-21 | FAU | 6-6 | 177/29.5 | 20-61 | .328 | 7-32 | .219 | 12-15 | .800 | 6 | 15 | 21 | 3.5 | 19-1 | 17 | 16 | 0 | 7 | 59 | 9.8 |
| TOTAL | 35-8 | 630/18.0 | 57-184 | .310 | 26-101 | .257 | 43-58 | .741 | 11 | 49 | 60 | 1.7 | 54-1 | 47 | 74 | 0 | 25 | 183 | 5.2 | |



Box Scores



Official Basketball Box Score -- Final
North Florida at Fla. Atlantic
11/30/20 FAU Arena, Boca Raton, Fla.
2020-21 Women's Basketball

Game Time: 5:00 PM
Game Duration: 2:58
Attendance: 198

North Florida - 81 Record: 0-3

| NO. Name | Min | FG | | 3P | | FT | | Rebounds | | Fouls | | TP | AS | TO | ST | Blocks | | +/- |
|-------------------|---------|-------|-------|-------|-----|----|----|----------|----|-------|-----|-----|-----|-------|--------------------|--------------------|----|-----|
| | | M-A | M-A | M-A | M-A | OR | DR | OR | DR | PF | FT | | | | | BS | BA | |
| 11 Jazz Bond | F 25:19 | 6-16 | 3-8 | 5-6 | 2 7 | 9 | 2 | 7 | 20 | 1 1 | 1 1 | 0 0 | 1 0 | 1 -16 | 1st FG% 7-16 43.8% | | | |
| 14 Erin Jones | F 30:52 | 2-8 | 1-4 | 2-3 | 1 6 | 7 | 5 | 2 | 7 | 1 1 | 1 1 | 0 0 | 1 0 | 1 -10 | 3PT% 4-10 40.0% | | | |
| 3 Tiffany Tolbert | G 03:51 | 1-1 | 0-0 | 0-0 | 0 0 | 0 | 0 | 2 | 0 | 0 | 0 | 0 | 0 | 0 -1 | FT% 2-2 100% | | | |
| 4 Marissa Mackins | G 31:03 | 2-10 | 1-9 | 4-6 | 0 1 | 1 | 4 | 4 | 9 | 6 | 1 | 1 | 0 | 0 -3 | 2nd FG% 2-10 20.0% | | | |
| 23 Rhetta Moore | G 38:21 | 10-18 | 7-12 | 1-2 | 2 3 | 5 | 4 | 3 | 28 | 0 3 | 1 1 | 0 1 | 0 1 | 1 -11 | 3PT% 1-7 14.3% | | | |
| 23 Summah Evans | 11:33 | 1-4 | 1-3 | 0-0 | 0 1 | 1 | 4 | 0 | 3 | 0 | 1 | 1 | 0 | 0 -9 | FT% 5-8 62.5% | | | |
| 40 Emma Broermann | 11:23 | 1-5 | 0-0 | 3-4 | 1 0 | 1 | 1 | 2 | 5 | 0 | 2 | 0 | 0 | 0 -1 | 3rd FG% 6-17 35.3% | | | |
| 1 Nubia Bendeth | 28:53 | 1-3 | 1-2 | 4-10 | 1 0 | 1 | 4 | 8 | 7 | 3 | 4 | 0 | 0 | 1 -14 | FT% 3-5 60% | | | |
| 0 Elise Harden | 10:24 | 0-0 | 0-0 | 0-0 | 0 2 | 2 | 1 | 0 | 0 | 0 | 1 | 0 | 0 | 0 -3 | 4th FG% 9-22 40.9% | | | |
| 10 Sara Idris | 08:21 | 0-0 | 0-0 | 0-0 | 0 2 | 2 | 1 | 0 | 1 | 0 | 1 | 0 | 0 | 0 -9 | 3PT% 7-14 50.0% | | | |
| Team | | | | | 6 | 5 | 11 | 0 | 2 | | | | | | FT% 9-16 56.3% | | | |
| Totals | | 24-65 | 14-38 | 19-31 | 12 | 28 | 40 | 25 | 27 | 81 | 12 | 16 | 4 | 0 | 4 -12 | GM FG% 24-65 36.9% | | |

Fla. Atlantic - 93 Record: 1-0

| NO. Name | Min | FG | | 3P | | FT | | Rebounds | | Fouls | | TP | AS | TO | ST | Blocks | | +/- |
|---------------------|---------|-------|------|-------|-----|----|----|----------|----|-------|-----|-----|-----|------|---------------------|-----------------|----|-----|
| | | M-A | M-A | M-A | M-A | OR | DR | OR | DR | PF | FT | | | | | BS | BA | |
| 00 Astou Gaye | F 20:41 | 5-12 | 1-2 | 0-0 | 8 5 | 13 | 3 | 0 | 11 | 1 1 | 1 0 | 0 0 | 0 0 | 7 | 1st FG% 7-16 36.9% | | | |
| 2 Iggy Allen | G 32:03 | 7-20 | 2-7 | 2-3 | 2 7 | 9 | 5 | 4 | 18 | 4 3 | 3 0 | 0 0 | 6 | 6 | 3PT% 4-9 44.4% | | | |
| 3 Lotta Vehka-Aho | G 24:09 | 4-8 | 2-5 | 4-4 | 1 1 | 2 | 1 | 3 | 14 | 3 0 | 1 1 | 0 0 | 3 | 17 | FT% 6-8 75% | | | |
| 12 Allie Tylka | G 21:40 | 8-14 | 3-7 | 0-0 | 0 3 | 3 | 2 | 0 | 19 | 1 1 | 1 0 | 0 0 | 0 | 10 | 2nd FG% 5-16 31.3% | | | |
| 34 Alexa Zaph | G 21:30 | 3-6 | 1-4 | 4-4 | 0 5 | 5 | 5 | 2 | 11 | 5 3 | 0 0 | 0 0 | 0 | 17 | 3PT% 2-9 22.2% | | | |
| 23 Tanyia Gordon | 11:42 | 2-9 | 0-3 | 0-0 | 1 1 | 2 | 5 | 4 | 1 | 1 | 0 | 0 | 0 | 0 -4 | FT% 4-4 100% | | | |
| 30 Janeta Rozentale | 25:59 | 3-4 | 0-1 | 0-2 | 5 4 | 9 | 1 | 3 | 6 | 0 | 2 | 0 | 0 | 12 | 3rd FG% 11-23 47.8% | | | |
| 4 Bre Beck | 18:30 | 1-3 | 0-1 | 5-7 | 0 3 | 3 | 2 | 9 | 7 | 2 | 0 | 1 | 0 | 0 -2 | 3PT% 3-11 27.3% | | | |
| 15 Sofia Galeron | 16:04 | 0-1 | 0-1 | 0-0 | 1 2 | 3 | 1 | 0 | 0 | 2 | 2 | 0 | 1 | 12 | FT% 2-2 100% | | | |
| 32 Amber Gaston | 07:36 | 0-0 | 0-0 | 3-4 | 1 1 | 2 | 2 | 3 | 0 | 0 | 1 | 0 | 0 | 0 -3 | 4th FG% 10-20 50.0% | | | |
| 13 Grace Collins | 00:06 | 0-0 | 0-0 | 0-0 | 0 0 | 0 | 0 | 0 | 0 | 0 | 0 | 0 | 0 | 0 | 3PT% 0-2 0.0% | | | |
| Team | | | | | 2 | 0 | 2 | | 0 | | | | | | GM FG% 33-77 42.9% | | | |
| Totals | | 33-77 | 9-31 | 18-24 | 21 | 32 | 53 | 27 | 25 | 93 | 19 | 15 | 6 | 4 | 0 12 | 3PT% 9-31 29.0% | | |

Technical Fouls: NONE

| Points from | UNF | | FAU | | Period by Period Scoring |
|------------------|--------------|---------------|-----|-----|--------------------------|
| | 1st | 2nd | 3rd | 4th | |
| Biggest lead | 2 (1st 7:44) | 24 (4th 8:42) | | | |
| Best Scoring Run | 9 (3rd 4:04) | 13 (4th 8:42) | | | |
| Lead Changes | 4 | | | | |
| Times Tied | 4 | | | | |
| Time with Lead | 00:51 | 37:16 | | | |



Official Basketball Box Score -- Game Totals -- Final Statistics Fla. Atlantic vs Florida 12/07/20 8:00 pm at Gainesville, FL

Fla. Atlantic 76 • 1-2,0-0 C-USA

| ## | Player | Min | FG | | 3P | | FT | | Rebounds | | Fouls | | TP | AS | TO | ST | Blocks | | +/- |
|--------|------------------|-----|-------|------|-------|-----|----|----|----------|----|-------|----|----|----|--------------------|--------------------|--------|----|-----|
| | | | M-A | M-A | M-A | M-A | OR | DR | OR | DR | PF | FT | | | | | BS | BA | |
| 00 | Astou Gaye | f | 2-5 | 0-3 | 2-2 | 1 3 | 4 | 3 | 6 | 0 | 2 | 0 | 1 | 1 | 15 | 1st FG% 4-15 26.7% | | | |
| 30 | Janeta Rozentale | f | 4-8 | 0-1 | 3-6 | 2 7 | 6 | 13 | 2 | 11 | 2 | 1 | 2 | 0 | 33 | 3PT% 1-5 20.0% | | | |
| 02 | Iggy Allen | g | 10-17 | 2-7 | 2-4 | 2 7 | 9 | 3 | 24 | 3 | 1 | 0 | 2 | 34 | FT% 2-4 50% | | | | |
| 03 | Lotta Vehka-Aho | g | 0-4 | 0-2 | 0-0 | 0 0 | 0 | 0 | 0 | 0 | 0 | 0 | 1 | 14 | 2nd FG% 4-9 44.4% | | | | |
| 34 | Alexa Zaph | g | 1-8 | 0-4 | 2-2 | 1 1 | 2 | 3 | 4 | 2 | 3 | 0 | 0 | 29 | 3PT% 1-2 50.0% | | | | |
| 04 | Bre Beck | g | 1-1 | 0-0 | 2-2 | 0 0 | 0 | 2 | 4 | 3 | 1 | 0 | 0 | 11 | FT% 2-2 100% | | | | |
| 12 | Allie Tylka | g | 5-9 | 2-3 | 0-0 | 0 2 | 2 | 4 | 12 | 0 | 2 | 0 | 0 | 23 | 3rd FG% 8-12 66.7% | | | | |
| 15 | Sofia Galeron | g | 2-7 | 1-3 | 0-0 | 1 5 | 6 | 4 | 5 | 1 | 2 | 0 | 0 | 24 | 3PT% 0-1 0.0% | | | | |
| 23 | Tanyia Gordon | g | 4-8 | 0-3 | 2-2 | 0 5 | 5 | 2 | 10 | 1 | 2 | 1 | 1 | 17 | FT% 6-10 60% | | | | |
| Team | | | | | | 0 | 2 | 2 | | | | | | | GM FG% 22-50 44.0% | | | | |
| Totals | | | 29-67 | 5-26 | 13-18 | 12 | 31 | 43 | 23 | 76 | 12 | 14 | 3 | 5 | 200 | 3PT% 4-10 40.0% | | | |

1st - FG %: 5-20 25.0% 2nd: 6-13 46.2% 3rd: 9-17 52.9% 4th: 9-17 52.9% Game: 29-67 43.3% Deadball Rebounds: 3

3FG %: 1-9 11.1% 1-4 25.0% 2-6 33.3% 1-7 14.3% 5-26 19.2%

FT %: 4-6 66.7% 3-4 75.0% 0-2 0.0% 6-6 100.0% 13-18 72.2%

Florida 88 • 4-1,0-0 SEC

| ## | Player | Min | FG | | 3P | | FT | | Rebounds | | Fouls | | TP | AS | TO | ST | Blocks | | +/- |
|--------|-----------------|-----|-------|------|-------|-----|----|----|----------|----|-------|----|----|----|---------------------|------------------|--------|----|-----|
| | | | M-A | M-A | M-A | M-A | OR | DR | OR | DR | PF | FT | | | | | BS | BA | |
| 25 | Faith Dut | f | 3-6 | 0-0 | 0-0 | 2 3 | 5 | 3 | 6 | 1 | 0 | 1 | 0 | 20 | 1st FG% 11-25 44.0% | | | | |
| 01 | Kiara Smith | g | 8-16 | 3-5 | 8-10 | 3 8 | 11 | 2 | 27 | 2 | 0 | 0 | 2 | 32 | 3PT% 3-8 37.5% | | | | |
| 03 | Lavender Briggs | g | 6-21 | 0-4 | 2-4 | 2 8 | 10 | 2 | 14 | 3 | 1 | 1 | 3 | 34 | FT% 2-4 50% | | | | |
| 14 | Kristina Moore | g | 2-3 | 0-0 | 2-2 | 1 3 | 4 | 4 | 6 | 0 | 3 | 0 | 0 | 23 | 2nd FG% 9-25 36.0% | | | | |
| 15 | Nina Rickards | g | 3-8 | 2-3 | 0-0 | 0 1 | 1 | 1 | 8 | 0 | 1 | 0 | 0 | 29 | 3PT% 2-10 20.0% | | | | |
| 10 | Danielle Rainey | g | 0-3 | 0-2 | 4-4 | 1 1 | 2 | 1 | 4 | 3 | 2 | 0 | 0 | 13 | FT% 2-2 100% | | | | |
| 12 | Jordyn Merritt | g | 3-7 | 0-1 | 2-3 | 5 0 | 5 | 0 | 8 | 0 | 2 | 0 | 1 | 17 | 3rd FG% 11-29 37.9% | | | | |
| 13 | Floor Toonders | g | 2-3 | 0-0 | 0-1 | 2 0 | 2 | 2 | 4 | 0 | 0 | 0 | 0 | 17 | 3PT% 6-13 46.2% | | | | |
| 24 | Yasmeen Chang | g | 5-8 | 0-2 | 1-2 | 1 2 | 3 | 1 | 11 | 0 | 1 | 0 | 1 | 11 | FT% 7-13 53.8% | | | | |
| 32 | Cyndee Kinslow | g | 0-1 | 0-0 | 0-0 | 0 0 | 0 | 0 | 0 | 1 | 0 | 0 | 0 | 4 | 3PT% 1-3 33.3% | | | | |
| Team | | | | | | 1 | 1 | 2 | | | | | | | GM FG% 40-82 48.5% | | | | |
| Totals | | | 32-76 | 5-17 | 19-26 | 18 | 27 | 45 | 16 | 88 | 10 | 10 | 2 | 7 | 200 | 3PT% 12-34 35.3% | | | |

1st - FG %: 8-26 30.8% 2nd: 11-21 52.4% 3rd: 6-13 46.2% 4th: 1-3 33.3% Game: 32-76 42.1% Deadball Rebounds: 2,1

3FG %: 2-6 33.3% 1-6 16.7% 1-2 50.0% 1-3 33.3% 5-17 29.4%

FT %: 1-1 100.0% 4-6 66.7% 8-12 66.7% 6-7 85.7% 19-26 73.1%

Technical Fouls: NONE

| Score by periods | FMU | | FAU | | Period by Period Scoring |
|------------------|-----|-----|-----|-----|--------------------------|
| | 1st | 2nd | 3rd | 4th | |
| Fla. Atlantic | 15 | 16 | 20 | 25 | 76 |
| Florida | 19 | 27 | 21 | 21 | 88 |

Officials: Natasha Camy, Karen Preato, Cameron Inouye
Technical fouls: Fla. Atlantic-None, Florida-None.
Attendance: 909
2020-21 Women's Basketball, Round: 0, Fla. Atlantic vs Florida, Played at Exac

Score by periods

| 1st | 2nd | 3rd | 4th | Total | |
|---------------|-----|-----|-----|-------|----|
| Fla. Atlantic | 15 | 16 | 20 | 25 | 76 |
| Florida | 19 | 27 | 21 | 21 | 88 |



Official Basketball Box Score -- Game Totals -- Final Statistics Fla. Atlantic vs Miami (FL) 12/03/20 7:30 pm at Coral Gables, FL

Fla. Atlantic 61 • 1-1,0-0 C-USA

| ## | Player | Min | FG | | 3P | | FT | | Rebounds | | Fouls | | TP | AS | TO | ST | Blocks | | +/- |
|--------|------------------|-----|-------|------|-------|-----|----|----|----------|----|-------|----|----|----|--------------------|--------------------|--------|----|-----|
| | | | M-A | M-A | M-A | M-A | OR | DR | OR | DR | PF | FT | | | | | BS | BA | |
| 00 | Astou Gaye | f | 0-3 | 0-1 | 0-0 | 0 0 | 0 | 0 | 0 | 0 | 0 | 0 | 4 | 0 | 12 | 1st FG% 7-16 43.8% | | | |
| 02 | Iggy Allen | g | 9-16 | 5-9 | 0-0 | 0 8 | 8 | 4 | 23 | 1 | 4 | 0 | 3 | 31 | 3PT% 4-10 40.0% | | | | |
| 03 | Lotta Vehka-Aho | g | 1-8 | 1-7 | 0-2 | 0 0 | 0 | 2 | 3 | 0 | 2 | 0 | 0 | 27 | FT% 2-2 100% | | | | |
| 12 | Allie Tylka | g | 0-2 | 0-1 | 2-2 | 0 0 | 0 | 4 | 2 | 1 | 1 | 0 | 0 | 14 | 2nd FG% 2-10 20.0% | | | | |
| 34 | Alexa Zaph | g | 4-10 | 0-2 | 5-6 | 0 5 | 5 | 2 | 13 | 3 | 2 | 0 | 2 | 34 | 3PT% 1-7 14.3% | | | | |
| 04 | Bre Beck | g | 0-1 | 0-1 | 0-2 | 0 1 | 1 | 0 | 0 | 2 | 0 | 0 | 0 | 12 | FT% 5-8 62.5% | | | | |
| 15 | Sofia Galeron | g | 1-7 | 1-4 | 0-0 | 1 2 | 3 | 0 | 3 | 2 | 1 | 0 | 2 | 18 | 3rd FG% 6-17 35.3% | | | | |
| 23 | Tanyia Gordon | g | 3-8 | 0-1 | 0-0 | 0 3 | 3 | 2 | 6 | 1 | 2 | 1 | 2 | 17 | FT% 3-5 60% | | | | |
| 30 | Janeta Rozentale | g | 3-3 | 0-0 | 3-4 | 2 3 | 5 | 9 | 1 | 3 | 2 | 0 | 0 | 25 | 4th FG% 9-22 40.9% | | | | |
| 32 | Amber Gaston | g | 1-3 | 0-0 | 0-0 | 2 0 | 2 | 0 | 2 | 0 | 2 | 0 | 0 | 10 | 3PT% 7-14 50.0% | | | | |
| Team | | | | | | 4 | 1 | 5 | | | | | | | GM FG% 24-65 36.9% | | | | |
| Totals | | | 22-61 | 7-26 | 10-16 | 9 | 23 | 32 | 27 | 61 | 9 | 19 | 4 | 9 | 200 | 3PT% 14-38 36.8% | | | |

1st - FG %: 8-16 50.0% 2nd: 2-9 22.2% 3rd: 8-18 44.4% 4th: 4-18 22.2% Game: 22-61 36.1% Deadball Rebounds: 4,1

3FG %: 3-8 37.5% 0-3 0.0% 3-9 33.3% 1-6 16.7%

FT %: 1-4 25.0% 5-8 62.5% 4-4 100.0% 0-0 0.0%

Miami (FL) 73 • 3-0,0-0 ACC

| ## | Player | Min | FG | | 3P | | FT | | Rebounds | | Fouls | | TP | AS | TO | ST | Blocks | | +/- |
|----|----------------------|-----|------|------|------|-----|----|----|----------|----|-------|----|----|----|---------------------|----|--------|----|-----|
| | | | M-A | M-A | M-A | M-A | OR | DR | OR | DR | PF | FT | | | | | BS | BA | |
| 03 | Destiny Harden | f | 1-7 | 0-2 | 5-9 | 5 2 | 7 | 4 | 7 | 4 | 3 | 1 | 0 | 26 | 1st FG% 7-16 43.8% | | | | |
| 21 | Brianna Jackson | f | 3-7 | 0-1 | 6-6 | 3 4 | 7 | 3 | 12 | 0 | 2 | 1 | 0 | 20 | 3PT% 4-9 44.4% | | | | |
| 01 | Moulayna Johnson Sid | g | 1-8 | 0-4 | 1-2 | 3 6 | 9 | 1 | 3 | 0 | 3 | 0 | 0 | 29 | FT% 6-8 75% | | | | |
| 13 | Taylor Mason | g | 4-8 | 0-1 | 6-10 | 0 5 | 5 | 1 | 14 | 3 | 5 | 0 | 0 | 37 | 2nd FG% 5-16 31.3% | | | | |
| 20 | Kelsey Marshall | g | 6-15 | 5-12 | 4-4 | 2 4 | 6 | 1 | 21 | 1 | 3 | 0 | 5 | 35 | 3PT% 2-9 22.2% | | | | |
| 04 | Andy Banks | g | 4-7 | 0-2 | 1-1 | 1 4 | 5 | 2 | 9 | 1 | 2 | 0 | 0 | 21 | FT% 4-4 100% | | | | |
| 14 | Nyayongah Gony | g | 0-2 | 0-1 | 2-2 | 0 1 | 1 | 0 | 2 | 0 | 1 | 0 | 0 | 8 | 3rd FG% 11-23 47.8% | | | | |
| 15 | Jamir Huston | g | 0-0 | 0-0 | 0-0 | 0 0 | 0 | 0 | 0 | 0 | 0 | 0 | 0 | 2 | 3PT% 3-11 27.3% | | | | |
| 35 | Naomi Mbandu | g | 1-1 | 0-0 | 1-2 | 1 3 | 4 | 2 | 3 | 0 | 1 | 0 | 0 | 14 | FT% 2-2 100% | | | | |
| 44 | Sydney Roby | g | 0-1 | 0-0 | 2-4 | 1 1 | 2 | | | | | | | | | | | | |



Box Scores

Official Basketball Box Score -- Game Totals -- Final Statistics Fla. Atlantic vs Middle Tenn. 01/01/21 6:00 pm at Murfreesboro, TN

Fla. Atlantic 65 • 2-3,0-1 C-USA

| # | Player | Total | | 3-Ptr | | Rebounds | | | PF | TP | A | TO | Blk | Stl | Min |
|----|------------------|--------|--------|--------|--------|----------|-----|-----|----|----|----|----|-----|-----|-----|
| | | FG-FGA | FT-FTA | FG-FGA | FT-FTA | Off | Def | Tot | | | | | | | |
| 30 | Janeta Rozentale | f | 3-5 | 0-0 | 1-2 | 2 | 7 | 9 | 4 | 7 | 1 | 2 | 1 | 0 | 19 |
| 01 | Rita Pleskevich | g | 3-10 | 1-7 | 0-0 | 1 | 1 | 2 | 2 | 7 | 1 | 2 | 0 | 4 | 26 |
| 02 | Iggy Allen | g | 9-23 | 4-9 | 2-5 | 5 | 12 | 17 | 4 | 24 | 1 | 0 | 0 | 1 | 35 |
| 12 | Allie Tylka | g | 3-11 | 1-5 | 0-0 | 1 | 3 | 4 | 2 | 7 | 1 | 2 | 0 | 3 | 30 |
| 34 | Alexa Zaph | g | 3-15 | 2-11 | 1-2 | 0 | 2 | 2 | 3 | 9 | 2 | 5 | 0 | 0 | 33 |
| 05 | Nikola Ozola | g | 2-7 | 1-5 | 0-0 | 0 | 3 | 3 | 1 | 5 | 0 | 0 | 0 | 0 | 15 |
| 15 | Sofia Galeron | g | 2-3 | 2-2 | 0-0 | 0 | 1 | 1 | 3 | 6 | 6 | 0 | 2 | 1 | 30 |
| 31 | Tori Abelson | g | 0-0 | 0-0 | 0-0 | 0 | 0 | 0 | 0 | 0 | 0 | 0 | 0 | 0 | 3 |
| 32 | Amber Gaston | g | 0-1 | 0-0 | 0-0 | 0 | 1 | 1 | 2 | 0 | 0 | 3 | 0 | 0 | 3 |
| | Team | | | | | 2 | 0 | 2 | | | | | | | |
| | Totals | | 25-75 | 11-39 | 4-9 | 11 | 30 | 41 | 21 | 65 | 12 | 14 | 3 | 9 | 200 |

| | | | | | | | | | | | | | | | |
|-------------|------|-------|------|-------|-------|------|------|-------|------|------|-------|-------|-------|-------|----------|
| 1st - FG %: | 5-18 | 27.8% | 2nd: | 10-18 | 55.6% | 3rd: | 6-20 | 30.0% | 4th: | 4-19 | 21.1% | Game: | 25-75 | 33.3% | Deadball |
| 3FG %: | 1-7 | 14.3% | | 4-9 | 44.4% | | 4-11 | 36.4% | | 2-12 | 16.7% | | 11-39 | 28.2% | Rebounds |
| FT %: | 2-5 | 40.0% | | 0-0 | 0.0% | | 2-4 | 50.0% | | 0-0 | 0.0% | | 4-9 | 44.4% | 2 |

Middle Tenn. 84 • 3-3,1-0 C-USA

| # | Player | Total | | 3-Ptr | | Rebounds | | | PF | TP | A | TO | Blk | Stl | Min |
|----|--------------------|--------|--------|--------|--------|----------|-----|-----|----|----|----|----|-----|-----|-----|
| | | FG-FGA | FT-FTA | FG-FGA | FT-FTA | Off | Def | Tot | | | | | | | |
| 33 | Courtney Whitson | f | 3-13 | 0-4 | 4-4 | 7 | 12 | 19 | 4 | 10 | 2 | 2 | 1 | 0 | 39 |
| 01 | Anastasia Hayes | g | 14-26 | 0-2 | 6-11 | 2 | 5 | 7 | 3 | 34 | 4 | 2 | 1 | 3 | 38 |
| 11 | Aislynn Hayes | g | 4-13 | 1-6 | 4-6 | 3 | 4 | 7 | 3 | 13 | 6 | 6 | 0 | 3 | 40 |
| 23 | Alexis Whittington | g | 2-6 | 1-3 | 2-2 | 0 | 13 | 13 | 3 | 7 | 1 | 2 | 1 | 0 | 40 |
| 31 | Deja Cage | g | 7-14 | 6-11 | 0-0 | 2 | 3 | 5 | 2 | 20 | 0 | 5 | 0 | 0 | 38 |
| 03 | Taylor Lewis | g | 0-0 | 0-0 | 0-0 | 0 | 0 | 0 | 0 | 0 | 0 | 0 | 0 | 0 | 2 |
| 32 | Kesniia Kozlova | g | 0-0 | 0-0 | 0-0 | 0 | 0 | 0 | 0 | 0 | 0 | 0 | 0 | 0 | 3 |
| | Team | | | | | 2 | 4 | 6 | | | 1 | | | | |
| | Totals | | 30-72 | 8-26 | 16-23 | 16 | 41 | 57 | 15 | 84 | 13 | 18 | 3 | 6 | 200 |

| | | | | | | | | | | | | | | | |
|-------------|------|-------|------|------|-------|------|------|-------|------|------|-------|-------|-------|-------|----------|
| 1st - FG %: | 7-19 | 36.8% | 2nd: | 7-14 | 50.0% | 3rd: | 8-18 | 44.4% | 4th: | 8-21 | 38.1% | Game: | 30-72 | 41.7% | Deadball |
| 3FG %: | 1-8 | 12.5% | | 2-6 | 33.3% | | 3-7 | 42.9% | | 2-5 | 40.0% | | 8-26 | 30.8% | Rebounds |
| FT %: | 2-4 | 50.0% | | 1-2 | 50.0% | | 9-11 | 81.8% | | 4-6 | 66.7% | | 16-23 | 69.6% | 3,1 |

Officials: David Jenkins, Angelica Suffren, Felicia Grinter
 Technical fouls: Fla. Atlantic-None, Middle Tenn.-None.
 Attendance: 100
 2020-21 Women's Basketball. Round: 0. Fla. Atlantic vs Middle Tenn.. Played at

| Score by periods | 1st | 2nd | 3rd | 4th | Total |
|------------------|-----|-----|-----|-----|-------|
| Fla. Atlantic | 13 | 24 | 18 | 10 | 65 |
| Middle Tenn. | 17 | 17 | 28 | 22 | 84 |



Official Basketball Box Score -- Game Totals -- Final Statistics Fla. Atlantic vs Middle Tenn. 01/02/21 2:00 pm at Murfreesboro, TN

Fla. Atlantic 64 • 2-4,0-2 C-USA

| # | Player | Total | | 3-Ptr | | Rebounds | | | PF | TP | A | TO | Blk | Stl | Min |
|----|-----------------|--------|--------|--------|--------|----------|-----|-----|----|----|----|----|-----|-----|-----|
| | | FG-FGA | FT-FTA | FG-FGA | FT-FTA | Off | Def | Tot | | | | | | | |
| 32 | Amber Gaston | f | 1-3 | 0-2 | 0-0 | 1 | 2 | 3 | 4 | 2 | 2 | 1 | 1 | 0 | 24 |
| 01 | Rita Pleskevich | g | 7-19 | 4-13 | 0-0 | 2 | 6 | 8 | 1 | 18 | 2 | 2 | 0 | 1 | 40 |
| 02 | Iggy Allen | g | 8-21 | 0-5 | 1-2 | 1 | 7 | 8 | 2 | 17 | 3 | 7 | 0 | 4 | 37 |
| 12 | Allie Tylka | g | 1-8 | 1-4 | 1-1 | 3 | 2 | 5 | 4 | 4 | 0 | 1 | 0 | 1 | 34 |
| 34 | Alexa Zaph | g | 4-10 | 2-5 | 0-0 | 3 | 1 | 4 | 2 | 10 | 2 | 1 | 0 | 1 | 29 |
| 05 | Nikola Ozola | g | 2-4 | 1-3 | 0-0 | 1 | 3 | 4 | 0 | 5 | 3 | 1 | 0 | 1 | 16 |
| 15 | Sofia Galeron | g | 3-5 | 2-4 | 0-0 | 1 | 2 | 3 | 4 | 8 | 3 | 1 | 0 | 0 | 20 |
| | Team | | | | | 2 | 2 | 4 | | | | | | | |
| | Totals | | 26-70 | 10-36 | 2-3 | 14 | 25 | 39 | 17 | 64 | 15 | 14 | 1 | 8 | 200 |

| | | | | | | | | | | | | | | | |
|-------------|-------|-------|------|------|-------|------|------|-------|------|------|--------|-------|-------|-------|----------|
| 1st - FG %: | 10-21 | 47.6% | 2nd: | 4-17 | 23.5% | 3rd: | 6-16 | 37.5% | 4th: | 6-16 | 37.5% | Game: | 26-70 | 37.1% | Deadball |
| 3FG %: | 3-10 | 30.0% | | 0-7 | 0.0% | | 4-10 | 40.0% | | 3-9 | 33.3% | | 10-36 | 27.8% | Rebounds |
| FT %: | 0-0 | 0.0% | | 0-0 | 0.0% | | 1-2 | 50.0% | | 1-1 | 100.0% | | 2-3 | 66.7% | 0 |

Middle Tenn. 66 • 4-3,2-0 C-USA

| # | Player | Total | | 3-Ptr | | Rebounds | | | PF | TP | A | TO | Blk | Stl | Min |
|----|--------------------|--------|--------|--------|--------|----------|-----|-----|----|----|---|----|-----|-----|-----|
| | | FG-FGA | FT-FTA | FG-FGA | FT-FTA | Off | Def | Tot | | | | | | | |
| 33 | Courtney Whitson | f | 5-15 | 1-7 | 0-0 | 0 | 3 | 3 | 2 | 11 | 1 | 3 | 0 | 0 | 38 |
| 01 | Anastasia Hayes | g | 8-18 | 1-2 | 5-8 | 1 | 1 | 2 | 1 | 22 | 4 | 2 | 0 | 1 | 34 |
| 11 | Aislynn Hayes | g | 7-11 | 4-6 | 5-8 | 1 | 11 | 12 | 2 | 23 | 2 | 6 | 0 | 1 | 39 |
| 23 | Alexis Whittington | g | 1-4 | 0-3 | 0-0 | 1 | 4 | 5 | 4 | 2 | 0 | 1 | 2 | 2 | 34 |
| 31 | Deja Cage | g | 3-7 | 1-5 | 1-2 | 3 | 6 | 9 | 1 | 8 | 0 | 2 | 1 | 1 | 35 |
| 24 | Amanda Whittington | g | 0-0 | 0-0 | 0-0 | 0 | 0 | 0 | 0 | 0 | 0 | 0 | 1 | 1 | 12 |
| 32 | Kesniia Kozlova | g | 0-0 | 0-0 | 0-2 | 0 | 1 | 1 | 0 | 0 | 0 | 0 | 0 | 0 | 8 |
| | Team | | | | | 3 | 5 | 8 | | | 1 | | | | |
| | Totals | | 24-55 | 7-23 | 11-20 | 9 | 31 | 40 | 11 | 66 | 7 | 15 | 4 | 6 | 200 |

| | | | | | | | | | | | | | | | |
|-------------|------|-------|------|------|-------|------|------|-------|------|------|-------|-------|-------|-------|----------|
| 1st - FG %: | 4-12 | 33.3% | 2nd: | 7-16 | 43.8% | 3rd: | 7-15 | 46.7% | 4th: | 6-12 | 50.0% | Game: | 24-55 | 43.6% | Deadball |
| 3FG %: | 1-3 | 33.3% | | 1-5 | 20.0% | | 1-7 | 14.3% | | 4-8 | 50.0% | | 7-23 | 30.4% | Rebounds |
| FT %: | 3-6 | 50.0% | | 3-6 | 50.0% | | 3-4 | 75.0% | | 2-4 | 50.0% | | 11-20 | 55.0% | 6 |

Officials: Trey Miles, Troy Winders, Laura Morris
 Technical fouls: Fla. Atlantic-None, Middle Tenn.-None.
 Attendance: 100
 2020-21 Women's Basketball. Round: 0. Fla. Atlantic vs Middle Tenn.. Played at

| Score by periods | 1st | 2nd | 3rd | 4th | Total |
|------------------|-----|-----|-----|-----|-------|
| Fla. Atlantic | 23 | 8 | 17 | 16 | 64 |
| Middle Tenn. | 12 | 18 | 18 | 18 | 66 |





TEAM/GAME/INDIVIDUAL RECORDS

TEAM RECORDS Season

Most Points Scored

- 2,517 in 1990-91 (29 games)
- 2,418 in 2001-02 (31 games)
- 2,412 in 1988-89 (29 games)
- 2,367 in 1989-90 (29 games)
- 2,331 in 2013-14 (30 games)

Highest Scoring Average

- 86.8 in 1990-91 (2,517 pts./29 games)
- 83.2 in 1988-89 (2,412 pts./29 games)
- 81.6 in 1989-90 (2,367 pts./29 games)
- 81.3 in 1992-93 (2,275 pts./28 games)
- 78.0 in 2001-02 (2,418 pts./31 games)
- 77.7 in 2013-14 (2,331 pts./30 games)
- 75.2 in 1991-92 (1,956 pts./26 games)

Highest Scoring Margin

- +19.4 in 1988-89
- +17.0 in 1990-91
- +15.8 in 1986-87
- +14.4 in 1989-90
- +12.6 in 1992-93
- +12.2 in 1985-86
- +4.7 in 2013-14

Most Points Allowed

- 2,379 in 2001-02 (31 games)
- 2,282 in 2006-07 (31 games)
- 2,190 in 2000-01 (28 games)
- 2,189 in 2013-14 (30 games)
- 2,185 in 1999-00 (29 games)

Highest Scoring Avg. Allowed

- 78.2 in 2000-01 (28 games)
- 76.9 in 1998-99 (26 games)
- 76.7 in 2001-02 (31 games)
- 75.4 in 1997-98 (27 games)
- 75.3 in 1999-00 (29 games)

Most Field Goals Made

- 982 in 1990-91 (29 games)
- 964 in 1988-89 (29 games)
- 964 in 1989-90 (29 games)
- 905 in 1992-93 (28 games)
- 839 in 2001-02 (31 games)
- 816 in 2013-14 (30 games)
- 800 in 1999-00 (29 games)

Most Field Goals Attempted

- 2,339 in 1988-89 (29 games)
- 2,226 in 1990-91 (29 games)
- 2,180 in 1989-90 (29 games)
- 2,096 in 1992-93 (28 games)
- 2,081 in 2001-02 (31 games)
- 2,041 in 2013-14 (30 games)
- 1,971 in 2006-07 (31 games)

Highest Field Goal Percentage

- 48.6% in 1986-87
- 44.2% in 1985-86
- 44.2% in 1989-90
- 44.1% in 1990-91
- 43.5% in 1999-00
- 43.2% in 1992-93
- 42.0% in 1984-95
- 41.8% in 2009-10

Most 3 pt. FGs Made

- 294 in 2015-16 (30 games)
- 264 in 2013-14 (30 games)
- 211 in 2019-20 (30 games)
- 206 in 2014-15 (30 games)
- 195 in 2016-17 (29 games)

Most 3 pt. FGs Attempted

- 839 in 2015-16 (30 games)
- 831 in 2013-14 (30 games)
- 720 in 2019-20 (30 games)
- 650 in 2014-15 (30 games)
- 638 in 2016-17 (29 games)

Highest 3-pt. FG Percentage

- 36.9% in 2004-05 (158-513)

- 35.0% in 2015-16 (294-839)
- 34.6% in 1987-88 (18-52)
- 34.5% in 1996-97 (110-319)
- 34.3% in 1997-98 (154-449)
- 33.8% in 2005-06 (160-474)

Most Free Throws Made

- 604 in 2001-02 (31 games)
- 524 in 2002-03 (28 games)
- 492 in 1990-91 (29 games)
- 452 in 2005-06 (31 games)
- 445 in 2003-04 (28 games)

Most FTs Attempted

- 879 in 2001-02 (31 games)
- 711 in 2002-03 (28 games)
- 703 in 2005-06 (31 games)
- 699 in 2003-04 (28 games)
- 696 in 1988-89 (29 games)

Highest FT Percentage

- 73.7% in 2002-03 (524-711)
- 71.9% in 2014-15 (360-501)
- 71.9% in 2017-18 (397-552)
- 71.7% in 2019-20 (431-601)
- 71.1% in 1990-91 (492-692)

Most Rebounds

- 1,506 in 1990-91 (29 games)
- 1,499 in 1988-89 (29 games)
- 1,373 in 1989-90 (29 games)
- 1,363 in 1992-93 (28 games)
- 1,303 in 2001-02 (31 games)
- 1,271 in 1995-96 (29 games)
- 1,268 in 2006-07 (31 games)

Highest Rebounding Average

- 51.9 in 1990-91 (29 games)
- 51.6 in 1988-89 (29 games)
- 48.7 in 1992-93 (28 games)
- 47.3 in 1989-90 (29 games)
- 47.0 in 1991-92 (26 games)
- 43.8 in 1995-96 (29 games)
- 42.3 in 2017-18 (28 games)

Most Assists

- 547 in 1990-91 (29 games)
- 534 in 1989-90 (29 games)
- 499 in 1988-89 (29 games)
- 480 in 1992-93 (28 games)
- 476 in 2005-06 (31 games)
- 454 in 2001-02 (31 games)
- 437 in 1999-00 (29 games)

Highest Assists Average

- 18.9 in 1990-91
- 18.4 in 1989-90
- 17.2 in 1988-89
- 17.1 in 1992-93
- 15.5 in 2000-01
- 15.4 in 1997-98
- 15.4 in 2005-06

Most Blocks

- 145 in 2000-01 (28 games)
- 126 in 2005-06 (31 games)
- 125 in 2007-08 (28 games)
- 125 in 1989-90 (29 games)
- 113 in 1990-91 (29 games)

Most Steals

- 628 in 1988-89 (29 games)
- 494 in 1990-91 (29 games)
- 494 in 1992-93 (28 games)
- 444 in 1989-90 (29 games)
- 391 in 2001-02 (31 games)
- 352 in 2006-07 (31 games)
- 342 in 1994-95 (27 games)

Most Victories

- 23 in 1990-91 (23-6)

Most Consecutive Victories

- 13 in 1986-87 (1/5/87 to 2/21/87)
- 12 in 1990-91 (12/8/90 to 1/19/91)
- 11 in 1985-86 (1/6/86-2/1/86)

Most Consecutive Losses

- 21 (12/16/16 to 11/20/17)
- 12 (1/3/07 to 2/15/07)
- 11 (12/12/18-1/19/19)

Single Game

Most Points Scored

- 121 vs. Barry (1/30/89)
- 120 vs. Florida Memorial (11/16/13)
- 111 vs. St. Leo (11/21/89)
- 111 vs. Florida Memorial (1/26/93)
- 111 vs. Webber (12/6/14)

Largest Margin of Victory

- 77 vs. Florida Memorial (11/16/13)

Largest Margin of Defeat

- 82 at Tennessee 26-108 (1/21/92)

Most Points Allowed

- 115 at Valdosta State (11/28/87)

Fewest Points Scored

- 20 vs. USF (3/15/12)

Fewest Points Allowed

- 15 vs. St. Leo (1/5/87)

Most Points Scored (both teams)

- 212 at Clafin, 101-111 (2/2/91)

Fewest Points Scored (both teams)

- 72 vs. St. Leo, 57-15 (1/5/87)

Most Field Goals Made

- 43 vs. Troy (1/16/99)
- 40 vs. Florida Memorial (11/16/13)
- 40 vs. Florida Memorial (12/18/20)**
- 40 vs. Troy (1/6/00)

Most Field Goal Attempts

- 92 vs. Florida Memorial (12/18/20)**
- 86 vs. North Florida (11/23/96)
- 85 at Troy (2/15/01)
- 85 vs. Stetson (2/21/02)

Highest Field Goal Percentage

- 60.8% at Jacksonville State (1/27/00)
- 59.3% at North Texas (1/6/2010)
- 58.9% vs. Troy (1/6/10)
- 58.8% vs. Florida Memorial (11/16/13)
- 58.0% at Georgia State (2/3/01)

Most 3-point FGs Made

- *20 vs. UTEP (3/5/14)
- 17 vs. Marshall (1/7/16)
- 15 vs. Bethune-Cookman (12/29/15)
- 14 at Montana (12/19/15)
- 14 vs. Delaware State (11/27/15)

Most 3-point FG Attempts

- 47 vs. UTEP (3/5/14)
- 45 at Charlotte (1/30/16)
- 37 at Southern Miss (3/5/20)
- 36 vs. Hampton (11/7/18)
- 35 at Tulane (11/18/18)
- 35 at Ohio State (11/10/13)
- 34 vs. Florida Memorial (12/18/20)**
- 34 vs. Rice (1/9/20)
- 33 at Old Dominion (1/28/16)
- 33 at Montana (12/19/15)

Highest 3-point FGs Percentage (Minimum 10 made)

- 63.2% vs. Morehead State 12-19 (11/27/04)
- 58.8% Twice (10-17)

Most Free Throws Made

- 35 at Belmont (2/11/02)
- 34 vs. Lehigh (12/28/96)
- 32 Five Times

Most Free Throw Attempts

- 51 vs. Lehigh (12/28/96)

- 46 vs. Florida Memorial (11/16/13)
- 46 vs. South Florida (12/28/01)

Most Rebounds

- 67 vs. Stetson (2/21/02)
- 64 vs. Florida Memorial (12/18/20)**
- 63 vs. South Florida (2/15/01)
- 61 at Troy (2/15/01)

Most Assists

- 28 vs. Webber (11/12/10)
- 28 vs. Jacksonville State (2/12/98)
- 26 Two Times
- Last: vs. Florida Memorial (12/18/20)**
- 25 Three Times

Most Steals

- *33 vs. Florida Memorial (11/16/13)
- 24 vs. Jacksonville (3/6/03)
- 24 vs. Campbell (12/29/06)
- 23 Three Times

Most Blocked Shots

- 13 vs. Louisiana (1/2/13)
- 12 vs. Eastern Michigan (12/19/02)
- 11 vs. Samford (3/3/01)
- 10 Two Times

Quarter Records

Points Scored by FAU

- Most: 35 points, vs. Florida Memorial (12/18/20)**
- Least: 3 points, vs. FGCU (12/11/16) & Middle Tenn. (1/5/19)

Points Scored by Opponent

- Most: 36 points, Southern Miss (2/18/17)
- Least: 3, Siena (11/19/19)

INDIVIDUAL RECORDS Points

Most Points Scored in a Single Game

- 46-Yolanda Griffith at West Georgia (1/22/93)
- 38-Shontavia Williams vs. Lipscomb (12/2/04)

Most Points in a Season

- 621 Yolanda Griffith (1992-93)
- 589 Valene Harris (1988-89)
- 587 Valene Harris (1989-90)
- 578 Sally Watson (1986-87)
- 540 Kim Hicks (1990-91)

Highest Season Scoring Average

- 28.2 Yolanda Griffith (1992-93)
- 22.2 Sally Watson (1986-87)
- 20.6 Tiffany Collins (1991-92)
- 20.3 Valene Harris (1988-89)
- 20.2 Valene Harris (1989-90)

Most Career Points

- 1,406 Shontavia Williams (2002-05)
- 1,401 Tiffany Collins (1988-91)
- 1,187 Amanda Whitney (1993-95, 97)
- 1,176 Valene Harris (1988-89)
- 1,165 Tamala Vaughn (1996-97, 99-00)
- 1,158 LaTorria Matthews (1997-00)
- 1,075 Brittany Bowe (2006-10)
- 1,070 Sherri Pla (1994-97)
- 1,014 Sasha Cedeño (2014-2018)
- 996 Breana Turner (2008-13)

Highest Career Scoring Average (Min. 40 games)

- 20.3 Valene Harris (1988-89)
- 17.0 Kim Hicks (1989-90)
- 14.6 Tamica Pierce (2001-02)
- 14.6 Ali Gorrell (2014-16)
- 14.5 Sheridan Andrews (1998-99)
- 13.7 Angie Smith (1994-95)
- 12.7 Shontavia Williams (2002-05)

Field Goals

Field Goals Made in a Game

- 21 Yolanda Griffith at West Georgia (1/22/93)
- 14 Sheridan Andrews vs. Troy (1/6/00)
- 14 Shontavia Williams vs. Lipscomb (12/2/04)

Field Goals Made in a Season

- 264 Valene Harris (1989-90)
- 262 Yolanda Griffith (1992-93)
- 260 Valene Harris (1988-89)
- 247 Sally Watson (1986-87)
- 241 Kim Hicks (1990-91)

Field Goals Made in a Career

- 551 Tiffany Collins (1988-91)
- 524 Valene Harris (1988-89)
- 490 Shontavia Williams (2002-05)
- 486 Tamala Vaughn (1996-97, 99-00)
- 461 Amanda Whitney 1993-95, 97
- 425 Kim Hicks 1989-90
- 403 LaTorria Matthews 1997-00
- 377 Breana Turner 2008-13
- 377 Sherri Pla 1994-97
- 351 Sasha Cedeño 2014-2018

Field Goal Attempts in Game

- 32 Yolanda Griffith at West Georgia (1/22/93)
- 28 Shontavia Williams vs. Lipscomb (12/2/04)

Field Goal Attempts in Season

- 524 Valene Harris 1988-89
- 470 Tiffany Collins 1991-92
- 468 Valene Harris 1989-90
- 438 Kim Hicks 1990-91
- 435 Sally Watson 1986-87

Field Goal Attempts in Career

- 1306 Shontavia Williams 2002-05
- 1262 Tiffany Collins 1988-91
- 1053 Tamala Vaughn 1996-97, 99-00
- 1045 Amanda Whitney 1993-95, 97
- 992 Valene Harris 1988-89

Highest FG% in a Game

(Minimum 9 made)

- 100% Amanda Bulin vs.
Kennesaw State, 9-9 (2/1/06)
- 90% Crystal Boyland at Stetson 9-10 (1/9/03)

Highest FG% in a Season

(Minimum 100 made)

- 63.1% Yolanda Griffith 1992-93
- 56.8% Sally Watson 1986-87
- 56.4% Valene Harris 1989-90
- 55.5% Sheridan Andrews 1999-00
- 55.2% Melinda Myers 2015-16

Highest FG% in a Career

(Minimum 200 made)

- 63.1% Yolanda Griffith 1992-93
- 56.8% Sally Watson 1986-87
- 52.8% Valene Harris 1988-90
- 52.2% Sheridan Andrews 1998-99
- 52.0% Kim Hick 1989-90

3-Point Field Goals

3-PT FGs Made in a Game

- 11* Kat Wright at Charlotte (1/30/16)
- 9 Kimberly Smith at Tulsa (2/8/14)
- 8 Jessie Castaneda at Ga. State (2/6/97)
- 7 Latavia Dempsey vs. Rice (1/11/14)
- 7 Malia Kency vs WIU (11/23/14)

Most 3-PT Made in a Season

- 90 Kimberly Smith (2013-14)
- 87 Kat Wright (2015-16)
- 66 LaTorria Matthews (1997-98)
- 63 Lyrell Barfield (2009-10)
- 61 LaTorria Matthews (2000-01)
- 60 Jessie Castaneda (1996-97)
- 57 Cristal Randolph (2003-04)
- 55 Morgan Robinson (2015-16)
- 52 Malia Kency (2014-15)

Most 3-PTs Made in a Career

- 220 LaTorria Matthews 1997-00
- 197 Kimberly Smith 2010-14
- 176 Malia Kency 2014-2018
- 170 Sasha Cedeño 2014-2018
- 155 Cristal Randolph 2003-06
- 145 Kat Wright 2013-16
- 133 Latavia Dempsey 2013-14
- 128 Morgan Robinson 2013-16
- 118 Sanja Culina 1996-99

- 105 Lyrell Barfield 2009-11
- 105 Teri Stamps 2008-12

Most 3-PT Attempts in Season

- 241 Kimberly Smith 2013-14
- 217 Kat Wright 2015-16
- 186 Lyrell Barfield 2009-10
- 173 Cristal Randolph 2004-05
- 163 LaTorria Matthews 1997-98
- 161 Morgan Robinson 2015-16
- 159 Sasha Cedeño 2014-15
- 158 Jessie Castaneda 1996-97
- 157 LaTorria Matthews 2000-01
- 154 Kimberly Smith 2012-13

Most 3-PT Attempts in Career

- 601 Kimberly Smith 2010-13
- 574 LaTorria Matthews 1997-00
- 505 Malia Kency 2014-2018
- 474 Sasha Cedeño 2014-2018
- 449 Cristal Randolph 2003-06
- 427 Morgan Robinson 2012-16
- 420 Kat Wright 2013-16
- 369 Janka Deckerova 2000-03
- 346 Teri Stamps 2008-12
- 334 Sanja Culina 1996-99

Highest 3-PT% in a Game

(Minimum 5 made)

- 85.7% Kat Wright vs. Marshall (1/7/16), 6-7
85.7% Sanja Culina vs. Samford
(2/25/99), 6-7
- 85.7% Morgan Robinson vs. North Texas
(1/25/14), 6-7
- 80% Jessie Castaneda at Ga. State
(2/6/97), 8-10

Highest 3-PT% in a Season

(Minimum 30 made)

- 45.2% Teri Stamps 2009-10
- 44.2% Sasha Cedeño 2015-16
- 40.9% Amanda Whitney 1995-96
- 40.5% LaTorria Matthews 1997-98
- 40.5% Sharia Young 2003-04
- 40.5% Andrea Taylor 2008-09

Highest 3-PT% in a Career

(Minimum 75 made)

- 38.3% LaTorria Matthews 1997-00
- 38.0% Malia Kency 2014-16
- 37.4% Amanda Whitney 1993-95, 97
- 36.1% Sasha Cedeño 2014-current
- 35.6% Sharia Young 2002-05
- 35.3% Sanja Culina 1996-99
- 34.5% Kat Wright 2013-16
- 34.5% Cristal Randolph 2003-06

Free Throws

Most FT Made in a Game

- 15 Shontavia Williams vs. Mercer (3/10/06)
- 15 Brittany Bowe vs. MTSU (2/23/08)
- 14 Ali Gorrell at Southern Miss (1/14/16)
- 13 Tee Bias at Stetson (2/15/97)
- 13 Ali Gorrell vs. Akron (11/13/15)
- 13 Angie Rodgers vs. Long Island (12/28/02)
- 12 Kristy Halvorson at Jacksonville (1/13/00)
- 12 Morgan Robinson vs. FIU (1/3/15)
- 12 Kimberly Smith vs. FIU (1/3/15)
- 11 Jackie Brown vs. Youngstown State
(11/26/04)
- 11 Danneal Ford at UTSA (1/25/18)
- 11 Trineca McCleod vs. UCF (12/4/03)
- 11 Yonka Moses vs. Texas-Pan American
(12/28/98)
- 11 Tamica Pierce at UCF (1/25/03)
- 11 Tamica Pierce vs. Weber St. (11/24/01)
- 11 Sherri Pla vs. Stetson (2/16/98)
- 11 Jamaría Williams vs. UTSA (2/9/19)
- 11 Crystal Primm vs. Little Rock (11/21/19)

Most FT Made in a Season

- 168 Tamica Pierce 2001-02
- 140 Vicki Bentkowski 1987-88
- 137 Crystal Primm (2019-20)
- 134 Ali Gorrell 2015-16
- 129 Missy Glaser 2005-06
- 126 Shontavia Williams 2005-06
- 122 Vicki Bentkowski 1988-89
- 110 Mistoria Brown (2006-07)
- 107 Shaneese Bailey 2014-15
- 105 Shontavia Williams (2004-05)

Most FT Made in a Career

- 394 Shontavia Williams 2002-05
- 297 Tiffany Collins 1988-91
- 273 Brittany Bowe (2006-10)
- 271 Tamica Pierce 2001-02
- 264 Sherri Pla 1994-97
- 262 Vicki Bentkowski 1987-88
- 228 Chateale Jones 1998-01
- 223 Ali Gorrell 2014-16
- 214 Yonka Moses 1994-95, 97-98
- 212 Breana Turner 2008-13

Most FT Attempts in a Game

- 20 Brittany Bowe vs. MT (2/23/08)
- 18 Brittany Bowe at Troy (2/20/10)
- 18 Ali Gorrell at Southern Miss (1/14/16)

Most FT Attempts in a Season

- 219 Tamica Pierce 2001-02
- 214 Crystal Primm (2019-20)
- 213 Vicki Bentkowski 1987-88
- 181 Vicki Bentkowski 1988-89
- 171 Shontavia Williams 2005-06
- Missy Glaser 2005-06

Most FT Attempts in a Career

- 545 Shontavia Williams 2002-05
- 425 Tiffany Collins 1988-91
- 402 Sherri Pla 1994-97
- 394 Vicki Bentkowski 1987-89
- 381 Chantale Jones 1998-01
- 349 Tamica Pierce 2001-03
- 311 Yonka Moses 1994-95, 97-98
- 311 Kristy Halvorson 1998-01
- 291 Breana Turner 2008-13
- 286 Ali Gorrell 2014-16

Highest FT% in a Game (Min 10)

- 100% Sherri Pla at Campbell 10-10
(1/3/1998)

- 100% Angie Rodgers vs. Long Island 13-13
(12/28/2002)

- 100% Tamica Pierce at Belmont 10-10
(2/11/2002)

- 100% Tamica Pierce vs. Jacksonville 10-10
(2/23/2002)

- 100% Tamica Pierce at UCF 11-11
(1/25/2003)

- 100% Trineca McCleod at UCF 10-10
(1/13/2004)

- 100% Sherri Pla at Campbell 10-10
(1/3/1998)

- 100% Angie Rodgers vs. Long Island 13-13
(12/28/2002)

- 100% Tamica Pierce at Belmont 10-10
(2/11/2002)

- 100% Tamica Pierce vs. Jacksonville 10-10
(2/23/2002)

- 100% Tamica Pierce at UCF 11-11
(1/25/2003)

- 100% Trineca McCleod at UCF 10-10
(1/13/2004)

- 100% Sherri Pla at Campbell 10-10
(1/3/1998)

- 100% Angie Rodgers vs. Long Island 13-13
(12/28/2002)

- 100% Tamica Pierce at Belmont 10-10
(2/11/2002)

- 100% Tamica Pierce vs. Jacksonville 10-10
(2/23/2002)

- 100% Tamica Pierce at UCF 11-11
(1/25/2003)

- 100% Trineca McCleod at UCF 10-10
(1/13/2004)

- 100% Sherri Pla at Campbell 10-10
(1/3/1998)

- 100% Angie Rodgers vs. Long Island 13-13
(12/28/2002)

- 100% Tamica Pierce at Belmont 10-10
(2/11/2002)

- 100% Tamica Pierce vs. Jacksonville 10-10
(2/23/2002)

- 100% Tamica Pierce at UCF 11-11
(1/25/2003)

- 100% Trineca McCleod at UCF 10-10
(1/13/2004)

- 100% Sherri Pla at Campbell 10-10
(1/3/1998)

- 100% Angie Rodgers vs. Long Island 13-13
(12/28/2002)

- 100% Tamica Pierce at Belmont 10-10
(2/11/2002)

- 100% Tamica Pierce vs. Jacksonville 10-10
(2/23/2002)

- 100% Tamica Pierce at UCF 11-11
(1/25/2003)

- 100% Trineca McCleod at UCF 10-10
(1/13/2004)

- 100% Sherri Pla at Campbell 10-10
(1/3/1998)

- 100% Angie Rodgers vs. Long Island 13-13
(12/28/2002)

- 100% Tamica Pierce at Belmont 10-10
(2/11/2002)

- 100% Tamica Pierce vs. Jacksonville 10-10
(2/23/2002)

- 100% Tamica Pierce at UCF 11-11
(1/25/2003)

- 100% Trineca McCleod at UCF 10-10
(1/13/2004)

- 100% Sherri Pla at Campbell 10-10
(1/3/1998)

- 100% Angie Rodgers vs. Long Island 13-13
(12/28/2002)

- 100% Tamica Pierce at Belmont 10-10
(2/11/2002)

- 100% Tamica Pierce vs. Jacksonville 10-10
(2/23/2002)

- 100% Tamica Pierce at UCF 11-11
(1/25/2003)

- 100% Trineca McCleod at UCF 10-10
(1/13/2004)

- 100% Sherri Pla at Campbell 10-10
(1/3/1998)

- 100% Angie Rodgers vs. Long Island 13-13
(12/28/2002)

Most Rebounds in a Season

- 352 Yolanda Griffith 1992-1993
- 301 Tiffany Collins 1991-1992
- 290 Kim Hicks 1990-1991
- 255 Valene Harris 1988-1989
- 252 Kristy Halvorson 2001-2002

Most Rebs/Game in a Season

- 16.0 Yolanda Griffith 1992-1993
- 11.6 Tiffany Collins 1991-1992
- 10.0 Yolanda Gregory 1992-1993
- 10.0 Kim Hicks 1990-1991
- 9.3 Tiffany Collins 1990-1991

Assists

Most Assists in a Game

- 29 Astrid Soulette at Clafin (1/10/90)

Most Assists in a Season

- 181 Shuteamia Brayboy 2005-06
- 180 Astrid Soulette 1989-90
- 159 Shuteamia Brayboy 2006-07
- 136 Brittany Bowe 2009-10
- 129 Danneal Ford 2017-18
- 127 Sherri Pla 1997-98
- 126 Ali Gorrell 2015-16
- 120 Chantale Jones 2001-02

Highest Assists per Game in a Season (Minimum 20 games)

- 6.2 Astrid Soulette 1989-90
- 5.8 Shuteamia Brayboy 2005-06
- 5.1 Shuteamia Brayboy 2006-07
- 4.7 Brittany Bowe 2009-10
- 4.7 Sherri Pla 1997-98
- 4.3 Rita Mosley 1998-99
- 4.3 Chantale Jones 2001-02
- 4.2 Ali Gorrell 2015-16

Most Assists in a Career

- 491 Shuteamia Brayboy 2004-08
- 413 Sherri Pla 1994-97
- 392 Rita Mosley 1996-99
- 385 Brittany Bowe 2006-10
- 354 Chantale Jones 1998-01
- 328 Julie Goad 2000-03
- 283 LaTorria Matthews 1997-00
- 273 Tokia Brooks 2013-14
- 260 Malia Kency 2014-2018
- 236 Danneal Ford 2015-2019

Highest Assists per Game in a Career (Minimum 40 games)

- 4.7 Shuteamia Brayboy 2004-08
- 4.3 Brittany Bowe 2008-10
- 3.8 Sherri Pla 1994-97
- 3.7 Rita Mosley 1996-99
- 3.6 Chantale Jones 1998-01

Blocks

Career Blocked Shots

- 124 Kim Hicks 1989-91
- 109 DeeAnna Hanscom 2000-03
- 105 Breana Cox Kone 2005-08
- 104 Kristy Halvorson 1997-01
- 89 Chenise Miller 2012-14
- 86 Ruta Griniute 1999-00
- 74 Sasha Cedeño 2014-18
- 69 Yolanda Griffith 1992-93
- 67 Ra'Kyra Gabriel 2015-19
- 57 Amanda Whitney 1993-95, 1997
- 56 Cristine Kroger 1986-87

Blocks in a Single Game

- 12 Deeanna Hanscom vs. Eastern Michigan
(12/19/02)
- 10 Ruta Griniute vs. Samford (3/3/01)


***Conference USA record**




TV Roster



00
Astou Gaye
Uh-Stew Gay
Sr. • F • Créteil, France



1
Rita Pleskavich
REE-Tuh Ples-KUH-vitch
R-Jr. • G • Moscow, Russia



2
Iggy Allen
Gr. • G • Pompano Beach, Fla.



4
Bre Beck
Jr. • G • Chicago, Ill.



5
Nikola Ozola
Ni-KOL-uh Uh-ZO-luh
So. • G • Jurmala, Latvia



10
Glenisha Harkless
Gluh-KNEE-sha
Jr. • G • Jacksonville, Fla.



11
Juliette Gauthier
GOAT-ee-ay
Jr. • G/F • Blainville, Québec



12
Allie Tylka
TIL-kuh
So. • G • Wauconda, Ill.



13
Grace Collins
So. • F • Rockaway Beach, N.Y.



15
Sofia Galeron
Gal-er-OWN
R-Jr. • F • Burgos, Spain



30
Janeta Rozentale
Yuh-net-uh Roe-zen-tal-ae
R-So. • F • Dobeles, Latvia



31
Tori Abelson
Ayy-BOL-son
So. • G • Doylestown, Penn.



32
Amber Gaston
Gas-ton
Jr. • F • Vicksburg, Miss.



33
Kimia Carter
Kuh-MEE-uh
R-Fr. • G • Chatanooga, Tenn.



34
Alexa Zaph
So. • G • Jupiter, Fla.



Jim Jabir
JAY-bur



Terry Primm



Otavio Battaglia
Bah-TAG-lee-ah



Arianne Stinson
Ar-EE-an



TV/Radio Chart

00



Astou Gaye

Sr. | F | 1L | 6-2
Creteil, France | Gulf Coast State
Major: Sociology

| | GP-GS | PPG | RPG | APG | MPG |
|--------|-------|-----|-----|-----|------|
| Season | 4-4 | 6.5 | 7.8 | 1.0 | 16.8 |
| Career | 33-31 | 8.4 | 6.1 | 1.0 | 20.3 |

- Missed series at Middle Tennessee due to injury
- Short of a double-double vs. FMU (nine points and 14 rebounds)
- Recorded fourth career double-double (11 pts, 13 rbd) vs. UNF
- Tied for 13th in rebounding (7.8) in C-USA
- Led team in blocks with 26 (0.9/gm) and 3FG% (.330) in 19-20
- Came from Gulf Coast State, being named to All-Panhandle Conference Team, which won FCSAA/NJCAA State Championship

1



Rita Pleskevich

R-Jr. | G | TR | 5-8
Moscow, Russia | Washington
Major: Marketing

| | GP-GS | PPG | RPG | APG | MPG |
|--------|-------|-----|-----|-----|------|
| Season | 3-3 | 9.7 | 4.3 | 2.3 | 28.7 |
| Career | 3-3 | 9.7 | 4.3 | 2.3 | 28.7 |

- Tallied career highs in points (18), rebounds (8), steals (4) and 3-pointers (4) at MT series
- Averaged 12.5 PPG, 5.0 RPG and 2.5 SPG in MT games
- Transferred from Washington (2.9 PPG, 1.5 RPG and 1.1 APG)
- Scored 940 points across 59 games at Broward College
- Gold medalist at 2017 FIBA U19 World Cup with Team Russia

2



Iggy Allen

Gr. | G | TR | 5-11
Pompano Beach, Fla. | Miami
Major: MED Educational Leadership

| | GP-GS | PPG | RPG | APG | MPG |
|--------|-------|------|------|-----|------|
| Season | 6-6 | 20.8 | 10.0 | 2.8 | 31.8 |
| Career | 6-6 | 20.8 | 10.0 | 2.8 | 31.8 |

- Averaged 20.5 PPG, 12.5 RPG, 2.0 APG and 2.5 SPG in MT series
- Matched career-high in scoring (24.0) and tallied new career-high in rebounding (17) in first game at MT
- Second in steals (2.3 SPG), third in scoring, fourth in 3-pointers/game (3.0) and fifth in rebounds in C-USA
- No. 31 scorer, 31st 3-point shooter and 37th rebounder NCAA
- Started collegiate play at Mississippi State to reach NCAA Championship

4



Bre Beck

Jr. | G | TR | 5-8
Chicago, Ill. | Wabash Valley
Major: Interdisciplinary Studies

| | GP-GS | PPG | RPG | APG | MPG |
|--------|-------|-----|-----|-----|------|
| Season | 3-0 | 3.7 | 1.3 | 1.7 | 13.7 |
| Career | 3-0 | 3.7 | 1.3 | 1.7 | 13.7 |

- Out for past three contests due to injury
- Scored four points and added three assists at Florida
- Tallied seven points and went 5-7 from free throw line in Owl debut vs. UNF
- Named to All-Conference Team at Wabash Valley College
- Played 19 games with 17 starts to average 11.3 PPG and 5.8 APG

5



Nikola Ozola

So. | G | 1L | 5-7
Jurmala, Latvia | Pumpuru
Major: Psychology

| | GP-GS | PPG | RPG | APG | MPG |
|--------|-------|-----|-----|-----|------|
| Season | 3-0 | 4.3 | 3.3 | 2.3 | 14.0 |
| Career | 33-19 | 4.3 | 3.3 | 2.3 | 14.0 |

- Scored five points in both contests at MT, while averaging 3.5 RPG
- Played in all 30 games during 2019-20 season
- Tallied career-high 14 points (3 3-pointers), three assists and no turnovers at Southern Miss last season
- Delivered career-high seven assists in Western Michigan win in '19
- Led Latvia to 10th place at the '19 U20 European Championships

10



Glenisha Harkless

Jr. | G | 2L | 6-0
Jacksonville, Fla. | University Christian
Major: Criminal Justice

| | GP-GS | PPG | RPG | APG | MPG |
|--------|-------|-----|-----|-----|------|
| Season | 1-0 | 0.0 | 0.0 | 1.0 | 3.0 |
| Career | 48-29 | 4.0 | 2.1 | 1.8 | 20.8 |

- Played first game of 2020-21 vs. FMU, coming off bench to record an assist and steal
- Started in nine games at point guard, appearing in 21 games in 19-20
- Put up season-high 12 points at FIU last season
- Led team with 56 assists during rookie year

11



Juliette Gauthier

Jr. | G/F | 2L | 6-1
Blainville, Quebec | Montmorency
Major: Criminal Justice

| | GP-GS | PPG | RPG | APG | MPG |
|--------|-------|------|-----|-----|------|
| Season | - | - | - | - | - |
| Career | 58-58 | 11.1 | 6.5 | 1.5 | 32.8 |

- Out for entire 2020-21 season due to injury
- Started in all 30 games & only one to reach 1,000+ minutes last year
- Was fourth in FT% (.845), eighth in MPG (33.5), 11th in rebounding (7.2 RPG) and 25th in scoring (11.0 PPG) in C-USA in 19-20
- Leading scorer for the Owls as a freshman (11.2 PPG)

12



Allie Tylka

So. | G | 1L | 6-0
Wauconda, Ill. | Wauconda
Major: Pre-Business

| | GP-GS | PPG | RPG | APG | MPG |
|--------|-------|-----|-----|-----|------|
| Season | 6-5 | 9.5 | 3.5 | 0.7 | 23.2 |
| Career | 29-8 | 3.6 | 1.3 | 0.4 | 12.8 |

- Logged seven points, four boards and three steals in first MT game
- Tied for 17th in 3-pointers per game in C-USA (1.5)
- Earned career-high 19 points and 3 3-pointers vs. UNF
- Fourth leading scorer on team
- Appeared in 23 games with three starts in 2019-20
- Logged over 1,000 points at Wauconda High School

13



Grace Collins

So. | F | 1L | 5-11
Rockaway Beach, N.Y. | The Mary Louis Academy
Major: Multimedia Studies

| | GP-GS | PPG | RPG | APG | MPG |
|--------|-------|-----|-----|-----|-----|
| Season | 1-0 | 0.0 | 0.0 | 0.0 | 0.0 |
| Career | 6-0 | 0.0 | 0.3 | 0.0 | 1.0 |

- Walk-on
- Played one minute vs. UNF
- Appeared in five games in 2019-20

15



Sofia Galeron

R-Jr. | F | TR | 6-2
Burgos, Spain | Boise State
Major: International Business

| | GP-GS | PPG | RPG | APG | MPG |
|--------|-------|-----|-----|-----|------|
| Season | 6-0 | 4.8 | 3.5 | 2.7 | 21.4 |
| Career | 6-0 | 4.8 | 3.5 | 2.7 | 21.2 |

- Career highs at MT series: points (eight), assists (six) and blocks (two)
- Third on team in assists with 16 on the season
- Went 4-6 from beyond the arc in MT series
- Transferred from Boise State, where she appeared in 29 games and shot 45.2 percent from the field
- Led Spain to 7-0 mark at FIBA 3x3 U-18 European Champ Qualifiers

30



Janeta Rozentale

R-So. | F | TR | 6-0
Dobele, Latvia | USF
Major: Communication Studies

| | GP-GS | PPG | RPG | APG | MPG |
|--------|-------|-----|-----|-----|------|
| Season | 5-2 | 9.2 | 8.4 | 1.2 | 24.8 |
| Career | 5-2 | 9.8 | 8.3 | 1.3 | 24.8 |

- Tallied seven points, nine rebounds and a block in first MT game
- Earned first career double-double at Florida (11 pts & 13 rbd)
- Leads C-USA in offensive rebounds per game (4.2), 20th in NCAA
- Fifth in blocks (1.4 BPG) and 10th in rebounds in C-USA
- Transferred from UNF, where she played in all 30 games
- Had 6.0 PPG and 7.6 RPG to guide Latvia to 10th at '19 Euro Champs

31



Tori Abelson

So. | F | 1L | 5-9
Doylestown, Penn. | Central Bucks West
Major: Studio Art

| | GP-GS | PPG | RPG | APG | MPG |
|--------|-------|-----|-----|-----|-----|
| Season | 2-0 | 0.0 | 0.0 | 0.0 | 2.5 |
| Career | 9-0 | 0.0 | 0.2 | 0.1 | 1.9 |

- Walk-on
- Played two minutes at MT
- Saw first action of the season vs. FMU, playing two minutes
- Made seven appearances last season

32



Amber Gaston

Jr. | F | 2L | 6-2
Vicksburg, Miss. | Warren Central
Major: Biological Sciences

| | GP-GS | PPG | RPG | APG | MPG |
|--------|-------|-----|-----|-----|------|
| Season | 5-1 | 4.2 | 2.0 | 0.4 | 13.0 |
| Career | 56-20 | 5.9 | 3.4 | 0.4 | 17.3 |

- Drew first season start at MT (two pts, three rbd, 2 asts, 1 blk)
- Logged season-high 14 points (7-7 FG) off the bench vs. FMU
- Played 26 games last season
- Tallied four 3+ block games in career
- Logged 15 blocks last year, which was second on team
- As a freshman, averaged 7.7 PPG and 4.0 RPG

33



Kimia Carter

R-Fr. | G | TR | 5-9
Chatanooga, Tenn. | Stetson
Major:

| | GP-GS | PPG | RPG | APG | MPG |
|--------|-------|-----|-----|-----|-----|
| Season | - | - | - | - | - |
| Career | - | - | - | - | - |

- Transfer from Stetson, playing one year for the Hatters to average 8.9 PPG and 2.4 RPG
- Given a nod to the ASUN All-Freshman Team
- Named ASUN Freshman of the Week four times
- Averaged 31.2 PPG as a senior at Brainerd High School

34



Alexa Zaph

So. | G | 1L | 5-8
Jupiter, Fla. | Oxbridge Academy
Major: Health Science

| | GP-GS | PPG | RPG | APG | MPG |
|--------|-------|-----|-----|-----|------|
| Season | 6-6 | 9.8 | 3.5 | 2.8 | 29.5 |
| Career | 35-8 | 5.2 | 1.7 | 1.3 | 18.0 |

- Earned 10 points, four boards and two assists in second MT game
- Averaged 9.5 PPG, 3.0 RPG and 2.0 APG in MT series
- Second leading scorer and tied for most assists (17) on team
- Tied for 17th in assists per game in C-USA
- Played in 29 games last season, while starting in two
- All-time leading scorer at Oxbridge Academy

HC



Jim Jabir

Fourth season, 33rd overall
Alma Mater: Nazareth, '84

Career: 505-439 (33rd) | FAU: 33-61 (4th)

- Fourth season at the helm
- Earned 500th career win last season
- Led Dayton to six consecutive NCAA Tournament appearances



Terry Primm
Fourth Season



Tavio Battaglia
Second Season



Arienne Strison
Fourth Season