

2012-2013 MONARCH BASKETBALL



OLD DOMINION UNIVERSITY (2-11, 0-1)

VS

JAMES MADISON DUKES

(6-6, 0-0)

JANUARY 2, 2013

MONARCH PROBABLE STARTERS

- G 25 Donte Hill, 6-4, Jr, Virginia Beach, VA., 9.9 ppg/ 4.3 rpg
- F 11 DeShawn Painter, 6-9, Sr. Norfolk, VA, 11.3 ppg/ 7.9 rpg
- F 23 Richard Ross, 6-7, R-So. Wichita Falls, TX. 5.8 ppg/ 5.0 rpg
- G 2 Aaron Bacote, 6-5, Fr., Hampton, VA. 8.1 ppg/ 2.5 rpg
- G 15 Deion Clark, 6-3, Fr. Naples, FL. 4.9 ppg/ 1.4 rpg

OFF THE BENCH

- F 1 Nick Wright, 6-8, R-Sr., Suffolk, VA. 6.5 ppg/ 4.5 rpg
- G 3 Keenan Palmore, 6-1, Fr., Stone Mountain, GA. 7.8 ppg/4.8 rpg
- G 4 Dimitri Batten, 6-3, R-So. Newport News, VA./ 8.2 ppg/ 2.8 rpg
- F 40 Anton Larsen, 7-0, R-Jr., Copenhagen, Denmark 2.4 ppg/2.4 rpg
- F 21 Stuart McEwen, 6-9, Fr., Sydney, Australia 0.0/0.0

GENERAL INFORMATION

LOCATION: Norfolk, Va. 23529
 NICKNAME: Monarchs
 FOUNDED: 1930 (as the Norfolk Division of The College of William & Mary)
 ENROLLMENT: 24,753
 SCHOOL COLORS: Slate Blue (PMS 540), Silver (PMS 877), & Light Blue (PMS 283)
 HOME COURT: Ted Constant Convocation Center (8,472)
 SURFACE: Wood
 CONFERENCE: Colonial Athletic Association
 PRESIDENT: John Broderick (Northeastern)
 ATHLETIC DIRECTOR: Dr. Wood Selig (Washington & Lee)
 OFFICE PHONE: 757-683-3369
 SR. WOMEN'S ADMINISTRATOR: Deb Polca
 ATHLETIC DEPARTMENT PHONE: 757-683-3375
 TICKET OFFICE PHONE: 757 -683-4444
 ATHLETIC TRAINER: Jason Mitchell
 OFFICIAL WEBSITE: www.odusports.com

MONARCH 2012-13 SCHEDULE

Thu.	Nov. 1	Mount Olive (exh.)	7:00	W, 102-65
Mon.	Nov. 5	Virginia State (exh.)	7:00	W, 95-51
Fri.	Nov. 9	Holy Cross %	7:15	L, 45-46
Sat.	Nov. 10	Morgan State %	7:15	W, 72-61
Sun.	Nov. 11	Texas-San Antonio%	2:00	L, 70-79
Sat.	Nov. 17	at Cleveland State	2:00	L, 55-67
Wed.	Nov. 21	VMI	7:00	L, 71-76
Sat.	Nov. 24	at Murray State	8:00	L, 72-79
Sat.	Dec. 1	at W&M *	7:00	L, 62-71
Tue.	Dec. 4	Richmond	7:00	L, 53-80
Fri.	Dec. 7	VCU	9:00	L, 70-83
Fri.	Dec. 14	Central Florida	7:00	L, 71-75
Tue.	Dec. 18	at College of Charleston	7:30	L, 65-76
Sat.	Dec. 22	Virginia#	5:30	W, 63-61
Sat.	Dec. 29	Fairfield	7:00	L, 54-55
Wed.	Jan. 2	James Madison*	7:00	
Sat.	Jan. 5	Delaware*	12 noon	
Thu.	Jan. 10	at George Mason*	7:00	
Wed.	Jan. 16	at UNCW*	7:00	
Sat.	Jan. 19	Georgia State*	7:00	
Sat.	Jan. 26	at James Madison*	4:00	
Wed.	Jan. 30	Towson*	7:00	
Sat.	Feb. 2	at Georgia State*	2:00	
Mon.	Feb. 4	George Mason*	7:00	
Thur.	Feb. 7	at Drexel*	7:00	
Sat.	Feb. 9	Northeastern*	4:00	
Mon.	Feb. 11	at Delaware*	7:00	
Sat.	Feb. 16	William & Mary*	12 noon	
Wed.	Feb. 20	UNCW*	7:00	
Sun.	Feb. 24	at Hofstra*	7:00	
Thu.	Feb. 28	Drexel*	7:00	
Sat.	Mar. 2	at Northeastern *	12 noon	

*CAA Games

#Governor's Invitational in the Richmond Coliseum

%Liberty Tax Classic at ODU's Ted Constant Center

Note: Dates and times are subject to change

ODU ON TV / RADIO

Radio-ESPN94.1 – Ted Alexander, Billy Mann and Rick Kiefner

CAA CHAMPIONS 1992, 95, 97, 05, 10, 11

11 NCAA APPEARANCES
8 STRAIGHT NATIONAL POST SEASON APPEARANCES
2009 CIT CHAMPIONS
2006 NIT SEMIFINALS



2012-2013 MONARCH BASKETBALL

OLD DOMINION UNIVERSITY

SERIES VS. JAMES MADISON

ODU leads, 55-24. ODU has won eight in a row and 10 of the last 11 meetings since 2007-08.

The Dukes last win over ODU was 70-62 in 2008-09 in the Constant Center. ODU has not lost in Harrisonburg since 2006-07.

COMPARE AND CONTRAST

	ODU	JMU
Scoring:	63.3	69.1
OPP Scoring:	69.9	70.2
FG PCT	.410	.448
FG DEF	.467	.453
3PT PCT	.288	.351
FT PCT:	.672	.713
REB AVG:	38.0	30.8
REB MRG:	+6.7	-3.2
ASST AVG:	12.6	12.7
TO AVG:	14.2	12.8
STLS:	7.6	8.8
BLKS:	3.8	4.4

NOTE: All nine Monarchs who have played thus far have started at least three games and eight have started at least five games with junior Donte Hill being the only Monarch who has started all 13 games this season.

LAST GAME

Fairfield (9-5) rallied to a 55-54 come-from-behind win over the Monarchs of Old Dominion Saturday. ODU would only score four points in the final eight minutes. ODU took a 10 point lead, 50-40 with 8:23 left in the game thanks to a 16-8 run, but the Stags finished the game with a 15-4 run of its own to pull out the win. With 1:12 left Maurice barrow's layup gave the Stags a 55-52 lead. ODU cut it to one on a DeShawn Painter basket, but the Monarchs were unable to steal the inbound pass as time ran out. Painter led ODU with 16 points, 11 rebounds and career high four blocked shots, followed by Richard Ross's 15 points, and five rebounds. Fairfield was led by Amadou Sidibe with 10 points while Marcus Gilbert scored eight and hauled down 10 rebounds. ODU outrebounded Fairfield, 35-26, but committed 15 turnovers.

NOTE

ODU's nine-game losing streak was one shy of the school's Division I mark of ten set during the 1986-87 season. The overall single season mark is 14 set in 1941-42 season. The mark over two seasons is 16 set over the 1940-41 season into the 1941-42 year.

BUD LIGHT BLAINE TAYLOR COACH'S SHOW

ESPN 94.1 FM will also be the home for the Bud Light Blaine Taylor coach's show will be aired weekly, beginning Nov. 8. Coach Taylor's show will air live from Buffalo Wild Wings on Monticello Avenue in Norfolk from 6-7 p.m. on most Tuesdays. Check www.odusports.com for all the show times, as days vary throughout the season due to the basketball game schedules.

BLAINE TAYLOR

ODU'S ALL-TIME WINNINGEST

Blaine Taylor became ODU's all-time winningest coach with the 49-34 win over Northeastern on Jan. 5, 2011. He then joined the 200 win club at ODU with a 69-65 win against George Mason, on Jan. 8, 2011 in the Constant Center.

Blaine Taylor	(2001-)	239-134	(11 yrs)
Bud Metheny	(1948-65)	198-163	(17 yrs)
Paul Webb	(1975-85)	196-99	(10 yrs)
Sonny Allen	(1965-75)	181-94	(10 yrs)

BLAINE TAYLOR

YEAR-BY-YEAR AS A HEAD COACH

1991-92	Montana	27-4 (NCAA)
1992-93	Montana	17-11
1993-94	Montana	19-9
1994-95	Montana	21-9 (NIT)
1995-96	Montana	20-8
1996-97	Montana	21-11 (NCAA)
1997-98	Montana	16-14
2001-02	ODU	13-16
2002-03	ODU	12-15
2003-04	ODU	17-12
2004-05	ODU	28-6 (NCAA)
2005-06	ODU	24-10 (NIT Semifinals)
2006-07	ODU	24-9 (NCAA at large)
2007-08	ODU	18-16
2008-09	ODU	25-10
2009-10	ODU	27-9
2010-11	ODU	27-7
2011-12	ODU	22-14
2012-13	ODU	2-11
		239-134 at ODU (12th yr)
		142-66 at Montana (7 yrs)
		TOTAL: 380-200 (.651)

1st Collegiate Win

Nov. 15, 1991 87-58 vs. Simon Fraser

100th Collegiate Win

Feb. 10, 1996, 77-46 vs. Northern Arizona

200th Collegiate Win

Jan. 19, 2005, 67-66 at Hofstra

300th Collegiate Win

March 19, 2009, 67-59 win over The Citadel (CIT)

100th Win at ODU

Dec. 2, 2006, 70-57 vs. JMU

200th Win at ODU

Jan. 8, 2011, 69-65 vs. George Mason

ODU 20-PLUS WIN SEASONS UNDER TAYLOR

2011-12	22-14	CIT (Quarter Final)
2010-11	27-7	NCAA (Second Round)
2009-10	27-9	NCAA (Second Round)
2008-09	25-10	CIT Champions
2006-07	24-9	NCAA (at-large bid)
2005-06	24-10	NIT Semi-Finals
2004-05	28-6	NCAA

MONARCHS CAPTAINS

Senior Forward Nick Wright and Junior Guard Donte Hill are co-captains for the 2012-13 season.



2012-2013 MONARCH BASKETBALL

OLD DOMINION UNIVERSITY

CAREER HIGHS

AARON BACOTE

Points: 19 vs. UCF (12-14-12)
FGM: 6, vs. UCF (11-14-12)
3PTFGM: 6 vs. UCF (12-14-12)
3PT FGA: 8 vs. UCF (12-14-12)
FTM: 3 vs. UTSA (11-11-12)
REBS: 6 vs. UTSA (11-11-12) & UVA (12-22-12)
AST: 5 vs. Fairfield (12-29-12)
STLS: 3 vs. Fairfield (12-29-12)
MINS: 33 vs. Holy Cross (11-9-12)

DIMITRI BATTEN

Points: 23 vs. UVA (12-22-12)
FGM: 8 vs. UVA (12-22-12)
FGA: 14 vs. ECU (11-29-11) & VMI (11-21-12)
3PT FGM: 5 vs. UVA (12-22-12)
3PT FGA: 9 vs. UVA (12-22-12)
REBS: 9 vs. ECU (11-29-11)
AST: 5 vs. Fairfield (12-9-11)
STLS: 5 at Northeastern (12-3-11)
MINS: 31 vs. LIU (11-14-11)

DEION CLARK

Points: 12 vs. Murray State (11-24-12)
FGM: 5 vs. Murray State (11-24-12)
FGA: 8 vs. VMI (11-21-12)
3PT FGM: 2 vs. Murray State (11-24-12)
FTM: 2 at Cleveland State (11-17-12)
FTA: 2 at Cleveland State (11-17-12)
Assts: 2 vs. Morgan State (11-10-12) & VMI (11-21-12)
STLS: 3 at Coll. of Charleston (12-18-12)
MINS: 28 at Coll. of Charleston (12-18-12)

ANTON LARSEN

Points: 9 vs. UMES (12-9-10) & LIU (11-14-11)
FGM: 4 vs. LIU (11-14-11)
FGA: 5 vs. LIU (11-14-11)
3PT FGM: 2, vs. UMES (12-9-10)
FTM: 1 vs. UMES (12-9-10)
FTA: 2 vs. UMES (12-9-10)
REBS: 7 vs. VCU (12-7-12)
AST: 1 vs. LIU (11-14-11)
BLKS: 1 vs. LIU (11-14-11)
STLS: 1 vs. LIU (11-14-11)
MINS: : 22 at Coll. of Charleston (12-18-12)

STUART MCEWEN

Points: Has not played
FGM:
FGA:
3PT M:
FTM:
FTA:
REBS:
AST:
STLS:
MINS:

DESHAWN PAINTER

Points: 26 vs. VCU (12-7-12)
FGM: 8 vs. Fairfield (12-29-12)
FGA: 15 vs. VCU (12-7-12)
FTM: 11 vs. VCU (12-7-12)
FTA: 14 vs. VCU (12-7-12)
REBS: 12 vs. Morehead State (11-13-11) & Wake Forest (1-14-12)
AST: 2 vs. three teams
BLKS: 4 vs. Fairfield (12-29-12)
STLS: 2 vs. Murray State (11-24-12)
MINS: 34 vs. VCU (12-7-12) & UVA (12-22-12)

KEENAN PALMORE

Points: 17 vs. at W&M (12-1-12)
FGM: 6 at W&M (12-1-12)
FGA: 10 at W&M (12-1-12)
FTM: 6 vs. Morgan State (11-10-12)
FTA: 8 vs. Morgan State (11-10-12)
REBS: 9 vs. Holy Cross (11-9-12)
AST: 5, vs. UTSA (11-11-12) & W&M (12-1-12) & UCF (12-14-12)
STLS: 4 vs. Morgan State (11-10-12)
MINS: 34 vs. Morgan State (11-10-12)

DONTE HILL

Points: 16 vs. Murray State (11-24-12)
FGM: 6 vs. Murray State (11-24-12)
FGA: 16 vs. Murray State (11-24-12)
FTM: 6 vs. VMI (12-22-11)
FTA: 8 vs. VMI (12-22-11)
REBS: 9 vs. VMI (12-22-11)
STLS: 5 at VCU (1-21-12)
AST: 6 vs. UNCW (2-14-12) & 6 vs. VCU (12-7-12)
BLKS: 2 vs. UVA (12-22-12)
MINS: 37 at Coll. of Charleston (12-18-12)

RICHARD ROSS

Points: 19 vs. Coastal Carolina (3-13-12)
FGM: 8 vs. Coastal Carolina (3-13-12)
FGA: 10 at Delaware (1-11-12)
FTM: 3 vs. USC Upstate (3-18-12) & Fairfield (12-29-12)
FTA: 3 vs. VMI (12-22-11)/vs. USC Upstate (3-18-12)/ Fairfield (12-29-12)
REBS: 9 vs. UVA (12-22-12)
STLS: 5 vs. Towson (1-7-12)
AST: 4 vs. UNCW (1-25-12)
BLKS: 4 vs. USC Upstate (3-18-12)
MINS: 30 at Richmond (12-20-11)

NICK WRIGHT

Points: 24 vs. Vermont (11-23-11)
FGM: 9 vs. Vermont (11-23-11)
FGA: 12,vs. Vermont (11-23-11)
FTM: 8 vs. ECU (11-29-11) & Northeastern (12-3-11)
FTA: 14 v. ECU (11-29-11)
REBS: 10 vs. Vermont (11-23-11)
AST: 1 at Liberty (11-19-09) & UNCW (1-13-10)
BLKS: 4 vs. ECU (11-29-11)
STLS: 2 vs. Towson (3-6-10) & Kentucky (11-20-11)
MINS: 39 vs. Vermont (11-23-11)



2012-2013 MONARCH BASKETBALL

OLD DOMINION UNIVERSITY

ODU IN POST SEASON PLAY

NCAA

1979-80
1981-82
1984-85
1985-86*
1991-92
1994-95*
1996-97
2004-05
2006-07
2009-10*
2010-11*

* Advanced to 2nd round

CBI

2007-08

NIT

1976-77
1978-79
1980-81
1982-83
1983-84
1987-88
1992-93
1993-94
1998-99
2005-06*

(Reached semifinals)

CIT

2008-09 (Champions)
2011-12 (Quarter Finals)

ODU ACADEMIC SUCCESS

Old Dominion University student athletes excelled in the classroom during the 2011 fall semester, with 125 student athletes and 10 cheerleaders and dance team members earning Dean's List honors with a 3.4 grade point average or higher.

Last year four Monarchs, Trian Iliadis, Donte Hill, Anton Larsen and Kent Bazemore were on the Dean's list.

Both Iliadis and Larsen were named to the CAA's All-Academic squad.

ODU'S CAA SCHOLAR ATHLETES OF THE YEAR

2005 **Alex Loughton**
2007 **Jonathan Adams**
2011 **Trian Iliadis**

STATISTICAL LEADERS

	JMU	ODU
Points Avg.	Rayshawn Goins (14.3)	DeShawn Painter (11.3)
Rebs Avg.	Rayshawn Goins (7.2)	DeShawn Painter (7.9)
Assts. Avg.	Devon Moore (4.6)	Keenan Palmore (2.9)
FG Pct.	Devon Moore (.554)	Richard Ross (.593)
FT Pct.	Alioune Diouf (.875)	Nick Wright (.800)

MONARCH'S 2012-13 TV SCHEDULE

Sun.	11/11	2 p.m.	UT San Antonio	Cox 11/Comcast Sportsnet
Sat.	11/24	8 p.m.	at Murray State	ESPN3.com
Tue.	12/4	7 pm.	Richmond	NBCSN
Fri.	12/7	9 pm.	VCU	NBCSN
Tues.	12/18	7:30 p.m.	at College of Charleston	ESPN3.com
Sat.	12/22	5:30 pm.	Virginia	(Gov. Inv.) NBCSN
Sat.	1/5	12 Noon	Delaware	Comcast Sportsnet
Thu.	1/10	7 p.m.	at George Mason	NBCSN
Sat.	1/26	4 p.m.	at JMU	Comcast Sportsnet
Mon.	2/4	7 p.m.	George Mason	NBCSN
Thu.	2/7	7 p.m.	at Drexel	NBCSN
Sat.	2/9	4 p.m.	Northeastern	Comcast
Mon.	2/11	7 p.m.	at Delaware	NBCSN
Sat.	2/16	12 noon	W&M	Comcast Sportsnet
Sun.	2/24	7 p.m.	at Hofstra	Comcast Sportsnet
Thu.	2/28	7 p.m.	Drexel	NBCSN
Sat.	3/2	12 noon	at Northeastern	Comcast Sportsnet

Networks:

CSN	COMCAST SPORTSNET MID-ATLANTIC
CSN+	COMCAST SPORTSNET MID-ATLANTIC PLUS
CSN NE	COMCAST SPORTSNET NEW ENGLAND
CSN P	COMCAST SPORTSNET PHILADELPHIA
TCNP	THE COMCAST NETWORK PHILADELPHIA
TCN MA	THE COMCAST NETWORK MID-ATLANTIC
CSS	COMCAST SPORTS SOUTHEAST
NBCSN	NBC SPORTS NETWORK

ODU NOTES

DeShawn Painter has four double-doubles this year.

Painter is averaging 16.2 ppg. and 8.8 rpg. in the last five ODU games.

Richard Ross's 15 points vs. Fairfield was a season high



2012-2013 MONARCH BASKETBALL

OLD DOMINION UNIVERSITY

ODU CAA STATISTICAL RANKINGS

Scoring Offense:	63.3	8th
Scoring Defense:	69.9	10th
FG PCT:	.410	9th
FGPCT DEF:	.467	10th
FT PCT:	.672	6th
3PT FG PCT:	.288	10th
REBS:	38.0	2nd
REBS Margin:	+6.7	1st
AST:	12.6	3rd
STLS:	7.6	4th
BKLS:	3.8	8th

ODU HAS MADE EIGHT STRAIGHT POST SEASON APPEARANCES

2005 – NCAA (28-6)
2006 – NIT Semi-finals (24-10)
2007 – NCAA at large (24-9)
2008 - CBI Quarterfinals (18-16)
2009 - CIT CHAMPIONS (25-10)
2010 - NCAA 2nd Round (27-9)
2011 - NCAA 2nd Round (27-7)
2012 - CIT Tournament (22-14)

ODU'S TOP RPI'S

March 8, 2011	#23 (NCAA)
March 15, 2011	#29 (NCAA)
Jan. 15, 2006	#20 (Realtime)

MONARCHS SIGN TWO CAGERS

Head coach Blaine Taylor announced two standout recruits who will be joining the Monarch family after signing National Letters of intent today for the 2013 14 season. They are: 6-7 forward Denzell Taylor (Toronto, Canada), and 6-2 guard Jordan Baker (Hampton, VA.) from nearby AAA State Champion Hampton High School.

"It's obviously well known that we have a nice group of young players on this year's squad and I think this group really adds to that. Their attributes across the board make them a nice fit for our program. They are winners from very successful programs. They are fine students, they defend, and rebound and know how to be good teammates." – Head Coach Blaine Taylor

Baker averaged 9.1 points, 5.2 rebounds and 3.2 steals per game last year for Hampton's AAA State Championship team. A clutch performer, Baker's three-pointer put the Crabbers in the lead late in its quarterfinal win over Nansemond River, then he scored 10 points in the fourth quarter against Petersburg High in the State Championship game.

Denzell Taylor's High School team, St. Benedict's Prep in Newark, NJ. went 35-3 last year. He averaged 10.6 points and led the team with an 11.4 rebounds per game average. He also played for CIA Bounce, a Toronto based AAU squad who reached the Nike's Elite Youth Basketball League Summer league championship.



INDIVIDUAL CAA RANKINGS

Scoring:	Painter	11.3	19th
REBS:	Painter	7.9	5th
FT:	Palmore	80.0	3rd
	N.Wright	80.0	3rd
AST:	Palmore	3.0	6th
STLS:	Palmore	2.0	T-2nd
	Hill	1.8	5th

2012 NATIONALLY RANKED MONARCHS

Chris Cooper	20th - Rebounding 10.1
Chris Cooper	14th - Double-Doubles 17
Kent Bazemore	26th - Steals 2.1
Team	30th - FG PCT Defense 40.2
Team	50th - Scoring Defense 62.1
Team	T-20th - Rebound Margin +6.1
Team	10th - Steals 8.8

ODU'S TOP SENIOR CLASSES BY CAREER WINS

• 2012	101	• 2010	94
• 2011	97	• 2007	93
• 2008	94		

CONNECT WITH ODU BASKETBALL

Facebook: www.facebook.com/ODUBasketball

Twitter: www.twitter.com/ODUMB www.twitter.com/ODUsports

Connect with all other ODU Athletic teams at www.odusports.com/social

2012-2013 MONARCH BASKETBALL

OLD DOMINION UNIVERSITY

MONARCH BASKETBALL ROSTER

ALPHABETICAL

No.	Name	POS	CL	HT	WT	Hometown/ High School
12	Ekene Anachebe	C	FR	6-9	265	Fayetteville County, GA/Fayette County
2	Aaron Bacote	G	FR	6-5	175	Hampton, VA/Bethel HS
4	Dimitri Batten	G	RS SO	6-3	190	Newport News, Va./Kecoughtan HS
15	Deion Clark	G	FR	6-3	198	Naples, FL/Barron Collier
25	Donte Hill	G	JR	6-4	205	Virginia Beach, Va./Norfolk Collegiate HS
40	Anton Larsen	C/F	RS SO	7-0	240	Copenhagen, Denmark/Oster Farimagsgades
21	Stuart McEwen	F	FR	6-9	201	Sydney, Australia/St. Thomas Moore Prep
10	Ambrose Mosley*	G	FR	6-1	166	Jacksonville, FL/First Coast
11	DeShawn Painter	C	SR	6-9	235	Norfolk, VA/Booker T. Washington
3	Keenan Palmore	C	FR	6-1	174	Stone Mountain, GA/Paideia School
23	Richard Ross	F	RS SO	6-7	210	Hirschi HS/Wichita Falls, TX.
1	Nick Wright	F	RS SR	6-8	208	Suffolk, VA/Nansemond River HS
	Martin Shaw*	G	FR.	6-0	170	Hampton, VA/Kecoughtan HS

* Redshirt

NUMERICAL

No.	Name	POS	CL	HT	WT	Hometown/ High School
1	Nick Wright	F	RS SR	6-8	208	Suffolk, VA/Nansemond River HS
2	Aaron Bacote	G	FR	6-5	175	Hampton, VA/Bethel
3	Keenan Palmore	G	FR	6-1	174	Stone Mountain, GA/Paideia School
4	Dimitri Batten	G	RS SO	6-3	190	Newport News, VA./Kecoughtan HS
10	Ambrose Mosley*	G	FR	6-1	166	Jacksonville, FL/First Coast
11	DeShawn Painter	C	SR	6-9	235	Norfolk, VA/Booker T. Washington
12	Ekene Anachebe	C	FR	6-9	265	Fayetteville County, GA/Fayette County
15	Deion Clark	G	FR	6-3	198	Naples, FL/Barron Collier
21	Stuart McEwen	F	FR	6-9	201	Sydney, Australia/St. Thomas Moore Prep
23	Richard Ross	F	RS SO	6-7	210	Hirschi HS/Wichita Falls, TX.
25	Donte Hill	G	JR	6-4	205	Virginia Beach, VA./Norfolk Collegiate HS
40	Anton Larsen	CF	RS JR	7-0	240	Copenhagen, Denmark/Oster Farimagsgades
	Martin Shaw*	G	Fr.	6-0	170	Hampton, VA/Kecoughtan HS

* Redshirt

Coaching Staff

HEAD COACH: Blaine Taylor (Montana '81) 11th Season

ASSISTANTS: Jim Corrigan (Duke '80) 18th season

Rob Wilkes 10th season (Stetson '93)

John Richardson 6th season (Elizabeth City St. '95)

DIR. OF BASKETBALL OPERATIONS: Drew Williamson (ODU '07) 2nd season

Pronunciation Guide

Dimitri Batten

Aaron Bacote

Ekene Anachebe

Deion Clark

Da-Mee-Tree

Bay coe

Eck-Ah-Nay Ah-notch-Ah-Bay

Dee-on




2012-2013 MONARCH BASKETBALL

OLD DOMINION UNIVERSITY

MONARCHS

2012-2013



BLAINE TAYLOR
Head Coach
Montana '81
237-124 / 11 seasons
at Old Dominion
378-190 / 18 seasons



NICK WRIGHT
1
R-Sr., Forward, 6-8, 208, Suffolk, VA




AARON BACOTE
2
Fr., Guard, 6-5, 175, Hampton, VA



KEENAN PALMORE
3
Fr., Guard, 6-1, 174, Stone Mountain, GA




DIMITRI BATTEN
4
R-So., Guard, 6-3, 190, Newport News, Va.



AMBROSE MOSLEY
10
Fr., Guard, 6-1, 166, Jacksonville, FL



DESHAWN PAINTER
11
Sr., Center, 6-9, 235, Norfolk, VA




EKENE ANACHEBE
12
Fr., Center, 6-9, 265, Fayetteville County, GA




DEION CLARK
15
Fr., Guard, 6-3, 198, Naples, FL



STUART MCEWEN
21
Fr., Forward, 6-9, 201, Sydney, Australia



RICHARD ROSS
23
R-So., Forward, 6-7, 210, Wichita Falls, TX



DONTE HILL
25
Jr., Guard, 6-4, 205, Virginia Beach, VA



ANTON LARSEN
40
R-Jr., Center/Forward, 7-0, 240, Copenhagen, Denmark



2012-2013 MONARCH BASKETBALL

OLD DOMINION UNIVERSITY

CAA ALL-CONFERENCE TEAMS

FIRST TEAM ALL-CAA

	CL.	POS.	HT.
Kent Bazemore, Old Dominion	Sr.	G	6-5
Bradford Burgess, VCU	Sr.	G/F	6-6
Frantz Massenat, Drexel	So.	G	6-4
Ryan Pearson, George Mason	Sr.	F	6-6
Keith Rendleman, UNCW	Jr.	F	6-8

SECOND TEAM ALL-CAA

	Cl.	Pos.	Ht.
Chris Cooper, Old Dominion	Sr.	F	6-9
Samme Givens, Drexel	Sr.	F	6-5
Jamelle Hagins, Delaware	Jr.	F	6-9
Mike Moore, Hofstra	Sr.	G	6-5
Devon Saddler, Delaware	So.	G	6-2

CAA ALL-DEFENSIVE TEAM

	Cl.	Pos.	Ht.
Kent Bazemore, Old Dominion*	Sr.	G	6-5
Eric Buckner, Georgia State	Sr.	F	6-10
Jamelle Hagins, Delaware	Jr.	F	6-9
Robert Nwankwo, Towson	Sr.	C	6-8
Briante Weber, VCU	Fr.	G	6-3

CAA ALL-ACADEMIC FIRST TEAM

	Cl.	Pos.	Ht.
Jihad Ali, Georgia State	Sr.	G	6-5
Trian Iliadis, Old Dominion	Sr.	G	6-3
Quinn McDowell, William & Mary	Sr.	G/F	6-6
Dwan McMillan, Hofstra	Sr.	G	6-0
Tim Rusthoven, William & Mary	So.	F	6-9

* Defensive Player of the Year

ODU BENCH SCORING / OPP

Holy Cross	12/16
Morgan State	16/21
UTSA	36/3
Cleveland State	24/3
VMI	16/21
Murray St.	38/5
W&M	19/10
Richmond	12/25
VCU	19/11
UCF	14/8
Coll. of Charleston	10/14
Virginia	23/24
Fairfield	5/14

ODU'S RECORD WHEN

ODU scores 40-49 points	0-1
ODU scores 50-59 points	0-3
ODU scores 60-69 points	1-1
ODU scores 70-79 points	1-5
ODU scores 80-89 points	0-0
ODU scores 90 or more	
OPP score less than 40	0-0
OPP score 40-49 points	0-1
OPP score 50-59 points	0-1
OPP score 60-69 points	2-0
OPP score 70-79 points	1-6
OPP score 80-89 points	1-1
OPP score 90 or more	0-0
ODU Leads At Halftime	1-1
Tied at Halftime	0-0
ODU Trailing at Halftime	0-7

FIELD GOALS

ODU shoots 50% or better	0-0
ODU shoots 40-49%	1-7
ODU shoots 39% or lower	1-4

REBOUNDS

ODU Outrebounds OPP	2-9
OPP Outrebound ODU	0-0
Even	0-2

DAYS OF THE WEEK

Monday	0-0
Tuesday	0-1
Wednesday	0-1
Thursday	0-0
Friday	0-3
Saturday	2-4
Sunday	0-1
On TV	1-5

CAREER STARTS BY YEAR

	11	12	13
Batten	-	9	5
Wright	-	28	7
Ross	-	2	6
Hill	-	23	13
Bacote	-	-	6
Palmore	-	-	7
Painter	-	-	9
Clark	-	-	5
Larsen	0	1	3



2012-2013 MONARCH BASKETBALL

OLD DOMINION UNIVERSITY

OPPONENT WINS AT THE TED

11-22-09	UAB, 77-62
1-7-09	James Madison, 70-62
1-24-09	Northeastern, 58-42
11-28-07	#5 Georgetown, 66-48
1-5-08	William & Mary, 70-61
1-19-08	VCU, 78-68
1-30-08	UNC Wilmington, 68-65
11-11-06	Clemson, 74-70
12-29-06	Winthrop, 71-65
1-19-06	Hofstra, 76-68
2-23-05	Hofstra, 66-63
11-29-03	#13 St. Joseph's, 75-72
12-04-02	Charlotte, 105-102 (2 OT)
1-21-04	VCU, 75-67
2-28-04	George Mason, 70-66
11-24-02	North Carolina, 67-59
12-7-02	East Carolina, 75-67
12-20-02	Dayton, 71-67
1-15-03	Delaware, 75-74 (OT)
2-1-03	VCU, 72-69
2-19-03	Drexel, 62-57
11-12-10	#20 Georgetown, 62-59
1-22-11	VCU, 59-50
11-12-11	N. Iowa, 63-46
11-23-11	Vermont, 65-63 (OT)
12-30-11	#8 Missouri, 75-68
1-5-12	George Mason, 63-54
2-11-12	VCU, 68-64
2-25-12	Drexel, 73-72
3-21-12	Mercer, 79-73
11-9-12	Holy Cross, 46-45
11-11-12	UTSA, 79-70
12-4-12	Richmond, 80-53
12-7-12	VCU, 83-70
12-14-12	Central Florida, 75-71
12-29-12	Fairfield, 55-54

BLAINE TAYLOR

BY THE NUMBERS

Alaska Fairbanks	2-0	Middle Tenn. State	0-1
American	1-0	Missouri	0-3
Arizona	0-1	Missouri-Kansas City	3-0
Arkansas State	1-0	Missouri State	1-0
Baylor	0-2	Mississippi State	0-2
Belmont	1-0	Monmouth	1-0
Bethune-Cookman	1-0	Montana State	11-5
Black Hills	1-0	Morgan State	2-0
Bradley	1-1	Murray St.	0-1
Boise State	5-5	Mt. St. Mary's	2-0
Bucknell	2-1	Nevada	3-2
Butler	0-2	Northeastern	1-4
Campbell	1-0	North Carolina	0-3
CS Fullerton	1-1	Northern Iowa	0-2
CS Northridge	6-1	Notre Dame	1-0
Central Florida	0-2	NC Central	1-0
Central Washington	1-0	UNCW	14-4
Charlotte	2-1	Northeast Illinois	2-0
The Citadel	1-0	Northern Arizona	10-4
Clemson	1-2	Oregon	1-2
Cleveland State	1-1	Oral Roberts	0-3
Coastal Carolina	3-0	Pepperdine	1-1
Coll. of Charleston	0-1	Portland State	6-1
Colorado	1-0	Presbyterian	1-0
Creighton	1-1	Rice	2-0
Dayton	1-2	Richmond	3-5
DePaul	1-1	Rider	1-0
Drexel	10-8	Rocky Mountain	1-0
Delaware	15-6	Sacramento State	9-0
Duquesne	2-0	St. Peter's	1-0
E.Montana	1-0	San Jose	3-0
East Carolina	5-1	Shawnee	1-0
Eastern Washington	12-2	Simon Fraser	5-0
E.Tennessee State	1-0	South Alabama	1-2
Fairfield	1-2	South Florida	1-0
Florida Atlantic	1-0	South Carolina St.	2-0
Florida State	0-1	Southern Utah	2-2
Fordham	1-0	Southern Oregon	1-0
George Mason	10-13	Southeast Louisiana	1-0
George Washington	2-1	St. Mary's(CA.)	2-0
Georgetown	2-2	St. Joseph's	1-2
Georgia	1-0	Texas-Arlington	3-0
Georgia State	12-1	Texas-Corpus Christi	0-1
Gonzaga	1-1	Texas Christian	1-0
Hawaii-Hilo	1-0	Texas Tech	0-1
Hampton	0-2	Texas Southern	1-0
High Point	1-0	Toledo	2-0
Hofstra	15-8	Towson	19-1
Holy Cross	0-1	UAB	1-3
Howard	11-0	UTEP	0-1
Idaho State	11-3	UNLV	0-1
Idaho	7-6	USC Upstate	1-0
Illinois-Chicago	1-1	Valparaiso	0-1
Iona	1-0	Vermont	0-1
James Madison	21-4	Virginia	1-1
Kentucky	0-2	VA Commonwealth	10-19
Kent State	1-0	VMI	4-1
Lewis-Clark	3-0	Virginia Tech	4-1
Liberty	4-0	Washington	3-0
Long Island	1-0	Washington State	1-1
Longwood	2-0	W. Illinois	1-0
Long Beach	1-1	W. Montana	3-0
Louisville	0-1	W. Oregon	1-0
Marist	1-1	Weber	6-10
Marshall	1-1	Whitman	1-0
Md. Eastern Shore	4-0	William & Mary	21-4
Manhattan	1-0	Winston-Salem	1-0
Memphis	0-1	Winthrop	1-2
Mercer	0-1	Wisconsin	0-2
Michigan	0-1	Xavier	1-0
Michigan State	0-1	UTSA	0-1



2012-2013 MONARCH BASKETBALL

OLD DOMINION UNIVERSITY

TED CONSTANT CENTER RECORDS

TED CONSTANT CENTER MILESTONES

Groundbreaking: June 19, 1999
Arena opens on: Oct. 25, 2002
First Concert Event: Roberta Flack & Norfolk Symphony (Nov. 17, 2002)
First Basketball Game: Blue-White Exhibition (Oct. 26, 2002)
First Regular Season Men's game: Nov. 24, 02 vs. North Carolina
First Basket: 19:16 by Ricardo Marsh dunk vs. UNC
First Trey: 16:25 by Jawad Williams of UNC
First ODU Trey: 15:00 by John Walle
First Free Throw Made: 14:39 by Sean May of UNC
First ODU Free Throw Made: 14:22 Rasheed Wright
Longest Game: Two overtimes (ODU vs. Charlotte) Dec. 6, 03
100th win at the Ted: 1-16-10 vs. Drexel, 71-48

ODU CONSTANT CENTER INDIVIDUAL RECORDS

Points: 45, by Alex Loughton vs. Charlotte (20t), Dec. 6, 2003
Field Goals Made: 17, by Alex Loughton vs. Charlotte, Dec. 6, 03
Field Goals ATT: 23, by Alex Loughton vs. Charlotte, Dec. 6, 03
Three Point FG Made: 6/8, by Brian Henderson vs. Marist, Feb. 18, 06
Three Point FG ATT: 9 by Marsharee Neely vs. UAB (11-22-08)
Three Point FG PCT: 100(5-5) by Alex Loughton vs. Charlotte, Dec. 6, 03
Free Throws Made: 12(12-14) by Isaiah Hunter vs. Delaware, Feb. 14, 04
Free Throws ATT: 15, by Kent Bazemore vs. Drexel, Feb. 25, 2012
Best Free Throw PCT: 1000(10-10) by Alex Loughton vs. Liberty, Dec 18, 03
Rebounds: 22, by Chris Cooper vs. JMU, Feb. 2, 2012
Assists: 11, by Troy Nance vs. Delaware (1-15-03), & by Kent Bazemore vs. Northeastern (1-5-11)
Steals: 8 by Brandon Johnson vs. George Mason (1-6-07)
Blocked Shots: 7, by Sam Harris vs. VMI (12-1-04) & Toledo (11-16-07)

ODU CONSTANT CENTER TEAM RECORDS

Points: 102 vs. Charlotte (12-6-03) in overtime; vs. Longwood 98 (11-17-09) (regulation);
& vs. 88 in regulation vs. Towson (1-31-04)
Fewest Points: 42 vs. Northeastern (1-24-09)
Field Goals Made: 40, vs. Charlotte (12-06-03)
Field Goals ATT: 77 vs. Charlotte (12-06-03)
FG PCT: .627 (32-51) vs. Towson (1-29-11)
Three Point FG Made: 13 (13-26) vs. Charlotte (12-6-03) & (13-25) vs. JMU (2-2-12)
Three Point FG Made in One Half: 9, in 1st vs. Hofstra (3-1-03)
Three Point FG ATT: 26 vs. Charlotte (12-6-03)
Three Point FG PCT: .625 (10-16) vs. DePaul (12-17-05) & vs. GAST (1-13-09)
Free Throws Made: 29 (29-46) vs. VMI (12-22-11)
Free Throws ATT: 46, vs VMI (12-22-11)
Best Free PCT: .933 (14-15) vs. St. Joseph's (11-29-03)
Rebounds: 64, vs. UMES (12-9-10)
Assists: 31 vs. Charlotte (12-06-03)
Steals: 16, vs St. Joseph's (12-22-04) Turnovers: 25, vs. Charlotte (12-6-03)
Blocked Shots: 17, vs. VMI (12-1-04)

OPPONENT CONSTANT CENTER INDIVIDUAL RECORDS

Points: 35, by Norris Cole of Cleveland State (2-20-11)
Three Point FG Made: 8, by Robert Vaden of UAB (11-22-08), Norris Cole of Cleveland State (2-20-11), & Troy Daniels (12-7-12)
Best Opponent FT PCT: 1000(6-6) by Keith Waleskowski of Dayton(12-20-02)
Rebounds: 17, by Jason Thompson of Rider (3-18-08 / CBI)
Assists: 10, by Demon Brown of Charlotte (12-6-03) & Jose Juan Barea of NE (1-7-06)
Blocked Shots: 9, by Sean James of NE (1-7-06) and Damian Sanders of Duquesne (12-30-09)

OPPONENT CONSTANT CENTER TEAM RECORDS

Points: 105 by Charlotte (12-6-03) in overtime
Regulation: 76 by William & Mary (2-25-04)
Fewest Points: 34 by Northeastern (1-5-11)
Field Goals Made: 41 by Charlotte (12-6-03)
Best Field Goal PCT: .662 (28-42) by JMU (1-7-09)
Lowest OPP FG PCT: .217 (13-60) by Toledo (11-16-07)
Three Point FG Made: 12 by Belmont (3-23-09), Cleveland State (2-20-11), & UTSA (11-11-12)
Three Point FG Attempted: 38 by Belmont (3-23-09)
Best 3PT FG PCT: .533 (8-15) by William & Mary (2-25-04)
Free Throws Made: 23 (23-31) by Delaware (2-14-04)
Free Throws Attempted: 31 by Delaware (2-14-04)
Best FT PCT: 100 (9-9) by Towson (1-2-03)
Rebounds: 49, by Drexel (1-03-04)
Fewest Rebounds: 12 by Towson (1-29-11)
Assists: 22 by Charlotte (12-6-03)
Steals: 15 by UNC Wilmington (1-28-04)
Blocks: 10 by Northeastern (1-7-06)
Turnovers: 26 by VMI (12-1-04)

TOP SINGLE GAME CROWDS

- 8474 vs. UNC Wilmington (1-22-05)
- 8472 vs. JMU (2-2-12)
8472 vs. VCU (2-11-12)
8472 vs. Drexel (2-25-12)
- 8460 vs. Missouri (12-30-11)
8460 vs. William & Mary (1-28-12)
- 8457 vs. Virginia Commonwealth (1-22-11)
8457 vs. James Madison (1-19-11)
8457 vs. Georgetown (11-12-10)
8457 vs. Richmond (12-1-10)
8457 vs. William & Mary (2-26-11)
- 8438 vs. Virginia Commonwealth (2-12-05)
- 8424 vs. North Carolina (11-24-02)
8424 vs. Virginia Tech (12-30-05)
8424 vs. Virginia Commonwealth (1-14-06)
8424 vs. James Madison (2-4-06)
8424 vs. Virginia Commonwealth (2-10-07)
8424 vs. Georgetown (11-28-07)
8424 vs. Virginia Tech (12-16-07)
8424 vs. Virginia Commonwealth (1-19-08)
8424 vs. George Mason (1-31-09)
8424 vs. Virginia Commonwealth (2-14-09)
8424 vs. George Mason (2-13-10)
8424 vs. Virginia Commonwealth (2-27-10)
- 8418 vs. Virginia Commonwealth (2-1-03)
- 8344 vs. George Mason (1-8-11)
- 8328 vs. Cleveland State (2-20-11)
- 8209 vs. George Mason (2-9-08)
- 8181 vs. Towson (1-29-11)
- 8080 vs. VCU (12-7-12)
- 8050 vs. Hofstra 2-23-05
- 8042 vs. Delaware (2-2-11)
- 8041 vs. George Mason (2-28-04)
- 8022 vs. Bucknell (2-23-08)
- 8015 vs. William and Mary (2-3-10)
- 8005 vs. Marist (2-18-06)

NO PLACE LIKE THE TED

2002-03	8-6
2003-04	11-4
2004-05	14-1
2005-06	14-1
2006-07	15-2
2007-08	13-4
2008-09	16-3
2009-10	15-0
2010-11	14-2
2011-12	10-7
Totals:	130-30 (.818)



SPORTS INFORMATION

Asst. AD For Athletic Communications: Carol Hudson, Jr.
OFFICE PHONE: 757-683-3372
E-MAIL: chudson@odu.edu
HOME PHONE: 757-625-2061
ASST Communications Dir.: Eric Bohannon
E-Mail Address: ebohanno@odu.edu
ASST. Communications Dir: Ben Waring
E-Mail: bwarling@odu.edu
ASST AD CREATIVE SERVICES: Tina Price
E-MAIL ADDRESS: tprice@odu.edu
DIRECTOR OF CREATIVE SERVICES: Christie H. Brown
E-Mail Address: chenn@odu.edu
FAX NUMBER: 757-683-3119
DIRECTOR OF BROADCASTING: Ted Alexander
E-Mail Address: t2alexan@odu.edu
MAIL ADDRESS: Rm. 1102/ Jim Jarrett Athletic Admin. Bldg/Norfolk, Va. 23529-0201
PRESS ROW NUMBERS: 757-683-5596
ATHLETIC TICKET OFFICE: 757-683-4444
RADIO STATIONS OF THE MONARCHS: WXEZ 94.1/ESPN1310
PHONE: 757-434-0746
STATION PHONE: 757-671-1000
STATION FAX: 757-671-1313
CONSTANT CENTER CONTACT: Mike Fryling
OFFICE PHONE: 757-683-5762

2012-2013 MONARCH BASKETBALL

OLD DOMINION UNIVERSITY

ODU 1,000 CAREER PT. CLUB

1. Valentine, Ronnie	101	1976-80	2,204	21.8
2. Anthony, Leo	82	1957-61	2,181	26.6
3. Hodge, Odell	128	1992-97	2,117	16.5
4. Sessoms, Petey	123	1991-95	1,985	16.1
5. Carver, Anthony	110	1986-90	1,958	17.8
6. Gatling, Chris	85	1988-91	1,811	21.3
7. McAdoo, Ronnie	118	1978-82	1,776	15.1
8. Twardzik, Dave	82	1969-72	1,660	20.2
9. Copeland, Joel	81	1970-74	1,657	20.5
10. Loughton, Alex	124	2002-06	1,646	13.3
11. Lee, Gerald	137	2007-10	1,624	11.9
12. Gattison, Kenny	122	1982-86	1,623	13.3
13. Jackson, Keith	117	1989-93	1,592	13.6
14. McDonald, Darrin	113	1985-90	1,564	13.8
15. Thomas, Keith	121	1982-86	1,530	12.6

ODU ALL TIME STEALS LEADERS

1. Smith, Frank	1984-88	295
2. Bazemore, Kent	2009-pres.	250
3. Brandon Johnson	2005-08	238
4. Drew Williamson	2004-07	215
T5. Byers, Mike	1995-99	189
T5. Finney, Ben	2008-11	189
7. Caruthers, Joey	1973-77	188
8. Robinson, Grant	1979-83	184
9. Swann, Kevin	1989-94	179
10. McDonald, Darrin	1985-90	165
11. Thomas, Keith	1982-86	160

ODU IN THE CAA

ODU has won more CAA Titles than any other current member.

- 6 ODU (1992,1995,1997, 2005, 2010, 2011)
- 5 VCU
- 4 George Mason
- 4 UNCW

ODU ALL TIME REBOUNDERS

1. Leddy, Randy	90	4	1962-66	1,153	12.8
2. West, Mark	117	4	1979-83	1,113	9.5
3. Hodge, Odell	128	4+	1992-97	1,086	8.5
4. Washington, Wilson	81	3	1975-77	1,011	12.5
5. Gattison, Kenny	122	4	1982-86	963	7.9
6. McAdoo, Ronnie	118	4	1978-82	953	8.1
7. Loughton, Alex	124	4	2002-06	952	7.7
8. Valentine, Ronnie	101	4	1976-80	949	9.4
9. Copeland, Joel	81	4	1970-74	939	11.6
10. Hassell, Frank	138	4	2008-11	909	6.6
11. Gatling, Chris	85	3	1988-91	859	10.1

ODU ALL TIME CAA RECORD

1991-92	8-6	4th*
1992-93	11-3	2nd
1993-94	10-4	1st
1994-95	12-2	1st*
1995-96	12-4	2nd
1996-97	10-6	1st*
1997-98	8-8	4th
1998-99	10-6	2nd
1999-00	6-10	6th
2000-01	7-9	5th
2001-02	7-11	6th
2002-03	9-9	6th
2003-04	11-7	4th
2004-05	15-3	1st*
2005-06	13-5	4th
2006-07	15-3	2nd
2007-08	11-7	4th
2008-09	12-6	3rd (tied)
2009-10	15-3	1st*
2010-11	14-4	2nd*
2011-12	13-5	4th

* Won CAA Tournament

ALL TIME GAMES PLAYED

1. Kent Bazemore	2008-12	140
2. Ben Finney	2008-11	139
3. Frank Hassell	2008-11	138
Darius James	2008-11	138
5. Gerald Lee	2007-10	137
6. Jonathan Adams	2006-09	135
7. Brian Henderson	2005-08	134
8. Marquel DeLancey	2009-12	132
9. Drew Williamson	2004-07	130
10. Valdas Vasylius	2004-07	129
Arnaud Dahi	2004-07	129
12. E.J. Sherod	1993-97	128
Odell Hodge	1992-97	128
14. Brandon Johnson	2005-08	127
15. Keyon Carter	2008-11	127

ODU WINS OVER NATIONALLY RANKED TEAMS

Since 1976-77 ODU has beaten 10 nationally ranked teams in 37 games.

2009-10	W	at #11 Georgetown, 61-57
2006-07	W	at #8 Georgetown, 75-62
1994-95	W	#9 Villanova, 89-81 (3 ot)-NCAA 1st Round
1993-94	W	#22 Virginia, 76-69 (Norfolk Scope)
1985-86	W	at #19 Richmond, 62-59
	W	at #20 Western Kentucky, 62-59
	W	#19 Western Kentucky, 74-61 (Norfolk Scope)
1984-85	W	at #20 UAB, 59-58
1980-81	W	at #1 DePaul, 63-62
1979-80	W	#3 Syracuse, 68-67 (Norfolk Scope)



2012-2013 MONARCH BASKETBALL

OLD DOMINION UNIVERSITY

ALL-TIME SERIES WITH CAA TEAMS

Delaware

Series Record: ODU leads, 14-6
Last UD Win: 12-4-10; 75-67 (H)
Last ODU Win: 3-3-12; 88-74 (CAA Tournament)

Drexel

Series Record: ODU Leads, 11-8
Last Drexel Win: 3-4-12; 78-51 (CAA Tournament)
Last ODU Win: 1-16-10; 71-48 (H)

George Mason

Series: ODU Leads, 34-19
Last Mason Win: 2-4-12; 54-50 (H)
Last ODU Win: 1-8-11; 69-65 (H)

Hofstra

Series Record: ODU Leads, 15-8
Last ODU Win: 1-14-12; 69-61 (H)
Last Hofstra win: 2-10-9; 60-51 (A)

James Madison

Series Record: ODU leads, 55-24
Last ODU Win: 2-2-12 ; 80-71 (H)
Last JMU Win: 1-7-09; 70-62 (A)

UNCW

Series Record: ODU Leads, 29-17
Last ODU Win: 2-14-12; 81-64 (H)
Last UNCW Win: 1-30-08; 68-65 (H)

Towson

Series: ODU Leads, 26-1
Last TU WIN: 2001-02, 67-56 (H)
Last ODU Win: 1-18-12; 71-41 (A)

William & Mary

Series Record: ODU Leads 66-17
Last ODU Win: 2-8-12; 70-51 (A)
Last W&M Win: 12-1-12; 71-62 (A)

Georgia State

Series: ODU Leads 15-2
Last GSU Win: 1-3-09; 55-45 (H)
Last ODU Win: 2-22-12; 65-60 (OT) (A)

Northeastern

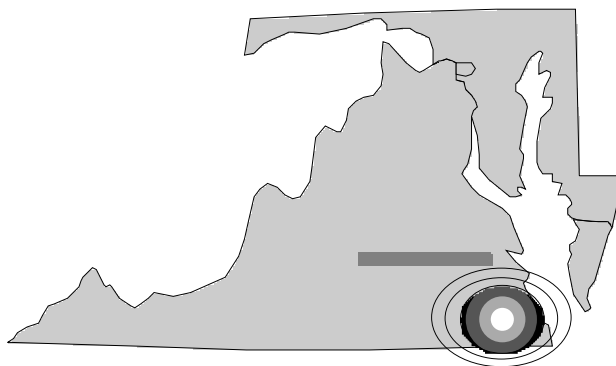
Series Record: ODU Leads, 7-4
Last NU Win: -30-10, NU, 74-64 (A)
Last ODU Win: 1-23-12, ODU, 69-57 (H)

DID YOU KNOW

- ESPN Sportscenter anchor Jay Harris is a 1987 ODU graduate.
- Of the nine Monarchs who have played in the NBA, two were first round draft picks. Chris Gatling (16th overall in 1991 by Golden State) and Cal Bowdler (17th overall in 1999 by Atlanta). Gatling played in the 1997 NBA all-star game.
- The nickname of the state of Virginia is the "Old Dominion."
- Baseball pitcher Justin Verlander (2012) helped the Detroit Tigers reach the World Series and was named AL Rookie of the Year. In 2011, Verlander was named AL MVP and Cy Young Winner
- Former ODU cheerleader, Mary Maniscalco-Theberge ('78) is the first female to hold the position of Chief of Surgery at Walter Reed Army Medical Center.

ABOUT NORFOLK / HAMPTON ROADS AREA

- The Hampton Roads area is comprised of seven cities and has a combined population of approximately 1.5 million, making it the 27th largest metropolitan area in the United States.
- Virginia Beach is the world's largest resort city and largest populated city in Virginia.
- Virginia Beach has the longest stretch of beach in the World (approx. 27 miles) and has more hotels than any other city its size.
- Norfolk, 1998 Best Big City in the South by Money Magazine, is home to the world's largest Naval installation.
- Norfolk is home to the Norfolk Tides, the Baltimore Orioles AAA affiliate and resides in Norfolk's 12,000 seat Harbor Park in downtown Norfolk.



KENT BAZEMORE NBA UPDATE

The two-time CAA Defensive Player of the Year, Kent Bazemore has appeared in 13 games Thus far this season for the Golden State Warriors. He is currently averaging 0.5 points per game. Bazemore scored four points against Atlanta on Dec. 15 and two against Orlando on Dec. 14. Back On Nov. 9th, he grabbed two rebounds, blocked two shots and had an assist against the Lakers.



HISTORY

FIRST YEAR OF BASKETBALL: 1930-31
OVERALL ALL-TIME RECORD: 1240-857 (.591) (82 years)
FIRST YEAR OF DIV. I. BASKETBALL: 1976-77
DIVISION I ALL-TIME RECORD: 683-430 (.608) (36 yrs)
NO. YRS IN NCAA TRN/LAST: 11/ 2011, lost to #8 seed Butler, 60-58
NO. YRS IN NIT TRN/LAST: 10/ 2006 semi-finals, lost to Michigan, 66-43

2012-2013 MONARCH BASKETBALL

OLD DOMINION UNIVERSITY

TRACKING THE MONARCHS

ON THE INTERNET

The official Old Dominion athletics website at www.odusports.com carries the most up-to-date information on the Monarchs. Bios, game stories, stats, and box scores can be found along with game notes the morning of the scheduled contest. Live play-by-play statistics from Gametracker is available for all Monarch home games at the Ted Constant Convocation Center and selected road games.



ON THE RADIO

The Monarch games are aired on ESPN 94.1 FM, a 40,000 watt station with a signal strength that stretches to the Northern Neck and Eastern Shore, west to Richmond and south to northeastern North Carolina.



STREAMING THE GAME

All fans can now watch and listen to the Monarchs over the internet with MonarchTV Access to all Old Dominion's contests both home and away. All home games will be videostreamed live from the Constant Center. Fans can enjoy both for a monthly fee of \$7.95 or \$54.95 for the 2011-12 athletic season. Users may have to install Microsoft Silverlight.

ODU SETS SCHOOL ATTENDANCE MARK

SEASON TICKETS SOLD OUT

The second year in a row, ODU has sold out of its 5,000 season tickets for the lower bowl of the Constant Center.

During the 2010-11 season, ODU sold out five home games and nine were crowds of over 8,000 to bring the season attendance average to 7,745 breaking the previous mark of 7,492 in the 1979-80 season.

TOP SEVEN ODU HOME ATTENDANCES

1.	2010-11	7,745
2.	2011-12	7,629
3.	1979-80	7,492
4.	1977-78	7,317
5.	1980-81	7,002
6.	2009-10	6,995
7.	2007-08	6,756

MEET THE MONARCHS

Old Dominion Athletic Foundation Breakfast at the Ted Constant Convocation Center Big Blue Room.

7:30 a.m. - 9:00 a.m. • \$5.00

Jan. 4, 2013

Jan. 18, 2013

Feb. 15, 2013

ATHLETICS

Old Dominion University's athletic program is among the most successful in the United States, boasting 32 team and individual national championships, including three in women's basketball, nine in field hockey, 15 in sailing, a men's basketball Division II title, three individual wrestling Division II national championships, and one women's tennis clay court national crown.

The Department of Intercollegiate Athletics is home for Old Dominion University's 18 varsity programs for men and women. ODU offers competitive programs for student-athletes in the following sports: men's and women's soccer, field hockey, men's and women's sailing, men's and women's basketball, wrestling, men's and women's golf, men's and women's tennis, baseball, and women's rowing. Football began in the fall of 2009, and in just its third year advanced to the FCS Playoffs. ODU also plans to begin softball and women's volleyball in the near future.

Old Dominion University is a Division I member of the National Collegiate Athletic Association (NCAA) and the Colonial Athletic Association (CAA). The 12 teams of the Colonial Athletic Association include: The University of Delaware in Newark, DE, Drexel University in Philadelphia, PA, George Mason University in Fairfax, VA., Georgia State University in Atlanta, GA, Hofstra University in Hempstead, NY, James Madison University in Harrisonburg, VA, the University of North Carolina at Wilmington in Wilmington, NC., Northeastern University in Boston, MA, Towson University in Towson, MD., and the College of William and Mary in Williamsburg, VA.

TICKET INFORMATION

Season tickets may be purchased through the Old Dominion University Ticket Office for all home games. Prices are \$210 for adults. University Faculty/Staff, Military, Young Alumni, and senior citizens (55 or older) can purchase season tickets for \$192. Family Plan tickets allow a family of two adults and two children (17 years and younger) to purchase season tickets for only \$420. Individual games are \$16 for adults and \$13 for children, University faculty/staff and military. For additional information, contact the ticket office at 757-683-4444 or the website at WWW.ODUSPORTS.COM.

ODU ON NATIONAL TV

2011-12	Dec. 30	vs. Missouri	ESPNU
2010-11	Jan. 13	at Drexel	ESPNU
	Jan. 29	vs. Towson	ESPNU
	Feb. 12	at VCU	ESPN2
	Feb. 20	vs. Cleveland State	ESPN2
	Feb. 24	at JMU	ESPNU
	Mar. 7	vs. VCU	ESPN

2005-06 Reached the NIT semi-finals (ESPN2)
Wisconsin - Fox College Sports - Paradise Jam Final
ESPN2 - VCU, Marist, Hofstra (NIT), Michigan (NIT)

1985-86 On ESPN 6 times and CBS once (vs. Duke in NCAA 2nd round)



2012-2013 MONARCH BASKETBALL

OLD DOMINION UNIVERSITY

PROPOSED ODU PRACTICE FACILITY GETS GENEROUS GIFT

The proposed basketball practice facility at Old Dominion University is one step closer to reality with the announcement today of a generous gift from Elza Mitchum of Chesapeake, VA., and the Mitchum family to the Old Dominion Athletic Foundation to name the practice facility in honor of their parents.

“The Mitchum Family has been a part of the ODU family for quite some time. Several family members have attended the university, and sports have played a significant role in our family’s lives,” says Elza Mitchum. “We have been blessed with sustained business growth, and now wish to share in our success with a gift to ODU, in honor of our parents, Bennett & Blanche Mitchum for The Bennett & Blanche Mitchum Basketball Practice Facility. We are extremely pleased and proud that the facility will be of major importance to the ODU Basketball Program for years to come.”

The basketball support complex will be adjacent to the Ted Constant Convocation Center on Monarch Way, and will be home for both the men’s and women’s basketball programs. The state of the art facility will include practice courts, offices, locker rooms, a lounge and weight training room.

“We are extremely grateful for Elza Mitchum, his family and their business C & M Industries for their support of this critical basketball practice facility project. Their generosity will positively impact future generations of ODU men’s and women’s basketball student athletes and coaches”, remarks director of athletics Dr. Wood Selig. “Not only is the Mitchum family supporting ODU, but they are creating an everyday reminder of Bennett and Blanche Mitchum that will memorialize the significant role they served within their family. What a wonderful gesture for their family and our ODU community,” says Dr. Wood Selig, the Old Dominion University director of athletics.

The basketball programs are currently housed in the Jim Jarrett Athletic Administration Building, where they have resided since 1991. The completion of the new facility will allow both teams to be located adjacent to their playing facility at the Constant Center.

“Building a new practice facility adjacent to the Ted has tremendous benefits for our program and will keep our program on the cutting edge of our sport and extremely competitive on a regional and national basis, especially now as we prepare to enter Conference USA,” says Monarch head coach Blaine Taylor. “We are very grateful to the Mitchum family for this generous gift that moves us closer to completing this outstanding facility.”



2012-2013 MONARCH BASKETBALL

OLD DOMINION UNIVERSITY

2012-13 OPTIMA HEALTH CHALLENGE STANDINGS

For the second consecutive year, William and Mary and Old Dominion have partnered with title sponsor, Optima Health, for the Optima Health Challenge.

The Optima Health Challenge is a running score of all the direct competitions between the two schools, with a champion being named at the end of the 2012-13 athletic season and receiving the Optima Health Trophy.

The scoring system awards 10 points for the overall winner in every regular season ODU-W&M athletic competition (for instance, in football, the winner of the Nov. 12th matchup will receive 10 points; in baseball, the winner of the regular season three-game series will receive 10 points).

A total of 120 points (10 points for Football, 10 points for MBB, 10 points for WBB, and 10 points per nine Olympic Sports) will be awarded for 2012-13. The winning school will be the first to tally 65 points.

2012-13 Optima Health Challenge Final Standings

Sport	Pts. Remaining	W&M	ODU
Football	0		10
M. Soccer	0	10	
W. Soccer	0	10	
Field Hockey	0		10
M. Basketball	10	5	
W. Basketball	10		
M. Swimming	10		
W. Swimming	10		
Baseball	10		
Lacrosse	10		
M. Tennis	10		
W. Tennis	10		
Totals	85	25	20

School needs 65 points to win.



2012-13 BOX SCORES

November 9, 2012 Constant Center * Norfolk, VA	November 10, 2012 Constant Center * Norfolk, VA	November 11, 2012 Constant Center * Norfolk, VA	November 17, 2012 Wolstein Center * Cleveland, OH																																																																																																																																																																																																																																																																																																																																																										
HOLY CROSS 46	MORGAN STATE 61	UTSA 79	OLD DOMINION 67																																																																																																																																																																																																																																																																																																																																																										
OLD DOMINION 45	OLD DOMINION 72	OLD DOMINION 70	CSU 55																																																																																																																																																																																																																																																																																																																																																										
HOLY CROSS	MORGAN STATE	UTSA	OLD DOMINION																																																																																																																																																																																																																																																																																																																																																										
<table border="1" style="width: 100%; border-collapse: collapse;"> <thead> <tr> <th>MIN</th> <th>FG</th> <th>FT</th> <th>Reb</th> <th>A</th> <th>TP</th> </tr> </thead> <tbody> <tr><td>Dudzinski</td><td>30</td><td>3-12</td><td>0-0</td><td>6</td><td>0</td><td>6</td></tr> <tr><td>Beans</td><td>31</td><td>2-8</td><td>0-1</td><td>4</td><td>0</td><td>6</td></tr> <tr><td>Burrell</td><td>29</td><td>6-13</td><td>0-1</td><td>6</td><td>1</td><td>15</td></tr> <tr><td>Miller</td><td>28</td><td>1-3</td><td>0-0</td><td>3</td><td>4</td><td>3</td></tr> <tr><td>Stevens</td><td>34</td><td>0-8</td><td>0-0</td><td>4</td><td>3</td><td>0</td></tr> <tr><td>Goens</td><td>10</td><td>0-1</td><td>0-0</td><td>1</td><td>3</td><td>0</td></tr> <tr><td>Hamilton</td><td>28</td><td>4-9</td><td>5-7</td><td>4</td><td>1</td><td>15</td></tr> <tr><td>Morgan</td><td>3</td><td>0-0</td><td>0-0</td><td>1</td><td>0</td><td>0</td></tr> <tr><td>Baker</td><td>7</td><td>0-0</td><td>1-2</td><td>1</td><td>0</td><td>1</td></tr> <tr><td>Team</td><td></td><td></td><td></td><td></td><td></td><td></td></tr> <tr><td>Totals</td><td>200</td><td>16-54</td><td>6-11</td><td>30</td><td>12</td><td>46</td></tr> </tbody> </table> <p>Percentages: FG- 29% FT- 54% 3FG- 33% (Beans 2-5, Burrell 3-7, Miller 1-1, Stevens 0-5, Hamilton 2-6) Turnovers - 12 (Dudzinski 5, Beans 3, Burrell 1, Miller 1, Stevens 1, Morgan 1) Steals - 5 (Dudzinski 1, Beans 2, Stevens 1, Baker 1) Blocks - 2 (Beans 1, Baker 1)</p>	MIN	FG	FT	Reb	A	TP	Dudzinski	30	3-12	0-0	6	0	6	Beans	31	2-8	0-1	4	0	6	Burrell	29	6-13	0-1	6	1	15	Miller	28	1-3	0-0	3	4	3	Stevens	34	0-8	0-0	4	3	0	Goens	10	0-1	0-0	1	3	0	Hamilton	28	4-9	5-7	4	1	15	Morgan	3	0-0	0-0	1	0	0	Baker	7	0-0	1-2	1	0	1	Team							Totals	200	16-54	6-11	30	12	46	<table border="1" style="width: 100%; border-collapse: collapse;"> <thead> <tr> <th>MIN</th> <th>FG</th> <th>FT</th> <th>Reb</th> <th>A</th> <th>TP</th> </tr> </thead> <tbody> <tr><td>Heath</td><td>12</td><td>1-1</td><td>0-0</td><td>3</td><td>0</td><td>2</td></tr> <tr><td>Jackson</td><td>20</td><td>5-10</td><td>1-5</td><td>5</td><td>1</td><td>13</td></tr> <tr><td>Chiles</td><td>31</td><td>3-9</td><td>0-1</td><td>5</td><td>1</td><td>6</td></tr> <tr><td>Hubbard</td><td>36</td><td>6-11</td><td>0-0</td><td>5</td><td>2</td><td>13</td></tr> <tr><td>Bozeman</td><td>30</td><td>2-8</td><td>0-0</td><td>2</td><td>5</td><td>6</td></tr> <tr><td>Pretlow</td><td>3</td><td>0-0</td><td>0-0</td><td>0</td><td>2</td><td>0</td></tr> <tr><td>Black</td><td>31</td><td>6-11</td><td>4-9</td><td>5</td><td>3</td><td>16</td></tr> <tr><td>Bailey</td><td>5</td><td>0-0</td><td>0-0</td><td>2</td><td>0</td><td>0</td></tr> <tr><td>Simpson</td><td>3</td><td>1-3</td><td>0-0</td><td>1</td><td>0</td><td>3</td></tr> <tr><td>Blossom</td><td>5</td><td>0-1</td><td>0-0</td><td>1</td><td>0</td><td>0</td></tr> <tr><td>Duncan</td><td>24</td><td>1-4</td><td>0-2</td><td>4</td><td>1</td><td>2</td></tr> <tr><td>Team</td><td></td><td></td><td></td><td></td><td></td><td></td></tr> <tr><td>Totals</td><td>200</td><td>25-58</td><td>5-17</td><td>36</td><td>15</td><td>61</td></tr> </tbody> </table> <p>Percentages: FG- 43% FT- 29% 3FG- 30% (Jackson 2-5, Hubbard 1-4, Bozeman 2-6, Black 0-2, Simpson 1-3) Turnovers - 15 (Heath 1, Jackson 3, Chiles 2, Hubbard 3, Bozeman 1, Pretlow 2, Black 2, Duncan 1) Steals - 5 (Jackson 1, Hubbard 1, Bozeman 1, Black 2) Blocks - 4 (Chiles 1, Simpson 1, Duncan 2)</p>	MIN	FG	FT	Reb	A	TP	Heath	12	1-1	0-0	3	0	2	Jackson	20	5-10	1-5	5	1	13	Chiles	31	3-9	0-1	5	1	6	Hubbard	36	6-11	0-0	5	2	13	Bozeman	30	2-8	0-0	2	5	6	Pretlow	3	0-0	0-0	0	2	0	Black	31	6-11	4-9	5	3	16	Bailey	5	0-0	0-0	2	0	0	Simpson	3	1-3	0-0	1	0	3	Blossom	5	0-1	0-0	1	0	0	Duncan	24	1-4	0-2	4	1	2	Team							Totals	200	25-58	5-17	36	15	61	<table border="1" style="width: 100%; border-collapse: collapse;"> <thead> <tr> <th>MIN</th> <th>FG</th> <th>FT</th> <th>Reb</th> <th>A</th> <th>TP</th> </tr> </thead> <tbody> <tr><td>Hill</td><td>38</td><td>6-12</td><td>0-0</td><td>9</td><td>3</td><td>14</td></tr> <tr><td>Sims</td><td>33</td><td>3-7</td><td>0-2</td><td>5</td><td>0</td><td>9</td></tr> <tr><td>Wilkins</td><td>23</td><td>1-1</td><td>2-2</td><td>2</td><td>2</td><td>4</td></tr> <tr><td>Hale III</td><td>28</td><td>10-14</td><td>5-6</td><td>3</td><td>3</td><td>29</td></tr> <tr><td>Burrage</td><td>36</td><td>6-15</td><td>5-6</td><td>6</td><td>3</td><td>20</td></tr> <tr><td>Price</td><td>11</td><td>0-1</td><td>0-0</td><td>0</td><td>1</td><td>0</td></tr> <tr><td>Thomas</td><td>13</td><td>0-1</td><td>1-2</td><td>3</td><td>0</td><td>1</td></tr> <tr><td>McGregor</td><td>16</td><td>1-2</td><td>0-0</td><td>2</td><td>2</td><td>1</td></tr> <tr><td>Wood</td><td>2</td><td>0-1</td><td>0-0</td><td>1</td><td>0</td><td>0</td></tr> <tr><td>Team</td><td></td><td></td><td></td><td></td><td></td><td></td></tr> <tr><td>Totals</td><td>200</td><td>27-54</td><td>13-18</td><td>34</td><td>14</td><td>79</td></tr> </tbody> </table> <p>Percentages: FG- 50% FT- 72% 3FG- 42% (Hill 2-3, Sims 3-6, Hale III 4-7, Burrage 3-7, Price 0-1, Thomas 0-1, Wood 0-1) Turnovers - 18 (Hill 6, Sims 2, Wilkins 1, Burrage 3, Thomas 2, McGregor 2, Wood 1) Steals - 2 (Sims 1, Hale III 1) Blocks - 1 (Hill 2)</p>	MIN	FG	FT	Reb	A	TP	Hill	38	6-12	0-0	9	3	14	Sims	33	3-7	0-2	5	0	9	Wilkins	23	1-1	2-2	2	2	4	Hale III	28	10-14	5-6	3	3	29	Burrage	36	6-15	5-6	6	3	20	Price	11	0-1	0-0	0	1	0	Thomas	13	0-1	1-2	3	0	1	McGregor	16	1-2	0-0	2	2	1	Wood	2	0-1	0-0	1	0	0	Team							Totals	200	27-54	13-18	34	14	79	<table border="1" style="width: 100%; border-collapse: collapse;"> <thead> <tr> <th>MIN</th> <th>FG</th> <th>FT</th> <th>Reb</th> <th>A</th> <th>TP</th> </tr> </thead> <tbody> <tr><td>Wright</td><td>27</td><td>0-7</td><td>2-2</td><td>6</td><td>1</td><td>2</td></tr> <tr><td>Ross</td><td>27</td><td>3-6</td><td>1-1</td><td>8</td><td>1</td><td>7</td></tr> <tr><td>Larsen</td><td>16</td><td>3-9</td><td>0-0</td><td>3</td><td>0</td><td>6</td></tr> <tr><td>Batten</td><td>26</td><td>3-5</td><td>3-4</td><td>4</td><td>0</td><td>9</td></tr> <tr><td>Hill</td><td>30</td><td>1-6</td><td>5-8</td><td>1</td><td>3</td><td>7</td></tr> <tr><td>Bacote</td><td>15</td><td>1-1</td><td>2-2</td><td>0</td><td>1</td><td>4</td></tr> <tr><td>Palmore</td><td>23</td><td>2-4</td><td>5-5</td><td>3</td><td>1</td><td>9</td></tr> <tr><td>Painter</td><td>22</td><td>2-6</td><td>3-4</td><td>1</td><td>1</td><td>7</td></tr> <tr><td>Clark</td><td>14</td><td>1-3</td><td>2-2</td><td>4</td><td>3</td><td>4</td></tr> <tr><td>Team</td><td></td><td></td><td></td><td></td><td></td><td></td></tr> <tr><td>Totals</td><td>200</td><td>16-45</td><td>23-28</td><td>36</td><td>11</td><td>55</td></tr> </tbody> </table> <p>Percentages: FG- 35% FT- 82% 3FG- 0% (Wright 0-3, Larsen 0-1, Batten 0-2, Hill 0-2, Clark 0-2) Turnovers - 17 (Wright 1, Ross 2, Larsen 1, Batten 1, Hill 3, Bacote 1, Palmore 1, Painter 3, Clark 2) Steals - 4 (Wright 1, Batten 1, Hill 2) Blocks - 4 (Wright 1, Ross 2, Painter 1)</p>	MIN	FG	FT	Reb	A	TP	Wright	27	0-7	2-2	6	1	2	Ross	27	3-6	1-1	8	1	7	Larsen	16	3-9	0-0	3	0	6	Batten	26	3-5	3-4	4	0	9	Hill	30	1-6	5-8	1	3	7	Bacote	15	1-1	2-2	0	1	4	Palmore	23	2-4	5-5	3	1	9	Painter	22	2-6	3-4	1	1	7	Clark	14	1-3	2-2	4	3	4	Team							Totals	200	16-45	23-28	36	11	55
MIN	FG	FT	Reb	A	TP																																																																																																																																																																																																																																																																																																																																																								
Dudzinski	30	3-12	0-0	6	0	6																																																																																																																																																																																																																																																																																																																																																							
Beans	31	2-8	0-1	4	0	6																																																																																																																																																																																																																																																																																																																																																							
Burrell	29	6-13	0-1	6	1	15																																																																																																																																																																																																																																																																																																																																																							
Miller	28	1-3	0-0	3	4	3																																																																																																																																																																																																																																																																																																																																																							
Stevens	34	0-8	0-0	4	3	0																																																																																																																																																																																																																																																																																																																																																							
Goens	10	0-1	0-0	1	3	0																																																																																																																																																																																																																																																																																																																																																							
Hamilton	28	4-9	5-7	4	1	15																																																																																																																																																																																																																																																																																																																																																							
Morgan	3	0-0	0-0	1	0	0																																																																																																																																																																																																																																																																																																																																																							
Baker	7	0-0	1-2	1	0	1																																																																																																																																																																																																																																																																																																																																																							
Team																																																																																																																																																																																																																																																																																																																																																													
Totals	200	16-54	6-11	30	12	46																																																																																																																																																																																																																																																																																																																																																							
MIN	FG	FT	Reb	A	TP																																																																																																																																																																																																																																																																																																																																																								
Heath	12	1-1	0-0	3	0	2																																																																																																																																																																																																																																																																																																																																																							
Jackson	20	5-10	1-5	5	1	13																																																																																																																																																																																																																																																																																																																																																							
Chiles	31	3-9	0-1	5	1	6																																																																																																																																																																																																																																																																																																																																																							
Hubbard	36	6-11	0-0	5	2	13																																																																																																																																																																																																																																																																																																																																																							
Bozeman	30	2-8	0-0	2	5	6																																																																																																																																																																																																																																																																																																																																																							
Pretlow	3	0-0	0-0	0	2	0																																																																																																																																																																																																																																																																																																																																																							
Black	31	6-11	4-9	5	3	16																																																																																																																																																																																																																																																																																																																																																							
Bailey	5	0-0	0-0	2	0	0																																																																																																																																																																																																																																																																																																																																																							
Simpson	3	1-3	0-0	1	0	3																																																																																																																																																																																																																																																																																																																																																							
Blossom	5	0-1	0-0	1	0	0																																																																																																																																																																																																																																																																																																																																																							
Duncan	24	1-4	0-2	4	1	2																																																																																																																																																																																																																																																																																																																																																							
Team																																																																																																																																																																																																																																																																																																																																																													
Totals	200	25-58	5-17	36	15	61																																																																																																																																																																																																																																																																																																																																																							
MIN	FG	FT	Reb	A	TP																																																																																																																																																																																																																																																																																																																																																								
Hill	38	6-12	0-0	9	3	14																																																																																																																																																																																																																																																																																																																																																							
Sims	33	3-7	0-2	5	0	9																																																																																																																																																																																																																																																																																																																																																							
Wilkins	23	1-1	2-2	2	2	4																																																																																																																																																																																																																																																																																																																																																							
Hale III	28	10-14	5-6	3	3	29																																																																																																																																																																																																																																																																																																																																																							
Burrage	36	6-15	5-6	6	3	20																																																																																																																																																																																																																																																																																																																																																							
Price	11	0-1	0-0	0	1	0																																																																																																																																																																																																																																																																																																																																																							
Thomas	13	0-1	1-2	3	0	1																																																																																																																																																																																																																																																																																																																																																							
McGregor	16	1-2	0-0	2	2	1																																																																																																																																																																																																																																																																																																																																																							
Wood	2	0-1	0-0	1	0	0																																																																																																																																																																																																																																																																																																																																																							
Team																																																																																																																																																																																																																																																																																																																																																													
Totals	200	27-54	13-18	34	14	79																																																																																																																																																																																																																																																																																																																																																							
MIN	FG	FT	Reb	A	TP																																																																																																																																																																																																																																																																																																																																																								
Wright	27	0-7	2-2	6	1	2																																																																																																																																																																																																																																																																																																																																																							
Ross	27	3-6	1-1	8	1	7																																																																																																																																																																																																																																																																																																																																																							
Larsen	16	3-9	0-0	3	0	6																																																																																																																																																																																																																																																																																																																																																							
Batten	26	3-5	3-4	4	0	9																																																																																																																																																																																																																																																																																																																																																							
Hill	30	1-6	5-8	1	3	7																																																																																																																																																																																																																																																																																																																																																							
Bacote	15	1-1	2-2	0	1	4																																																																																																																																																																																																																																																																																																																																																							
Palmore	23	2-4	5-5	3	1	9																																																																																																																																																																																																																																																																																																																																																							
Painter	22	2-6	3-4	1	1	7																																																																																																																																																																																																																																																																																																																																																							
Clark	14	1-3	2-2	4	3	4																																																																																																																																																																																																																																																																																																																																																							
Team																																																																																																																																																																																																																																																																																																																																																													
Totals	200	16-45	23-28	36	11	55																																																																																																																																																																																																																																																																																																																																																							
OLD DOMINION	OLD DOMINION	OLD DOMINION	CLEVELAND STATE																																																																																																																																																																																																																																																																																																																																																										
<table border="1" style="width: 100%; border-collapse: collapse;"> <thead> <tr> <th>Min</th> <th>M-A</th> <th>M-A</th> <th>Reb</th> <th>A</th> <th>TP</th> </tr> </thead> <tbody> <tr><td>Wright</td><td>33</td><td>1-4</td><td>0-0</td><td>6</td><td>1</td><td>2</td></tr> <tr><td>Painter</td><td>32</td><td>5-12</td><td>2-2</td><td>8</td><td>0</td><td>12</td></tr> <tr><td>Bacote</td><td>33</td><td>1-4</td><td>1-4</td><td>6</td><td>1</td><td>3</td></tr> <tr><td>Palmore</td><td>23</td><td>4-6</td><td>1-3</td><td>9</td><td>3</td><td>9</td></tr> <tr><td>Hill</td><td>28</td><td>2-7</td><td>3-5</td><td>4</td><td>0</td><td>7</td></tr> <tr><td>Batten</td><td>23</td><td>2-7</td><td>2-4</td><td>6</td><td>1</td><td>6</td></tr> <tr><td>Clark</td><td>14</td><td>1-3</td><td>0-0</td><td>1</td><td>0</td><td>2</td></tr> <tr><td>Ross</td><td>8</td><td>2-2</td><td>0-0</td><td>1</td><td>0</td><td>4</td></tr> <tr><td>Larsen</td><td>8</td><td>0-1</td><td>0-0</td><td>0</td><td>0</td><td>0</td></tr> <tr><td>Team</td><td></td><td></td><td></td><td></td><td></td><td></td></tr> <tr><td>Totals</td><td>200</td><td>18-46</td><td>9-18</td><td>43</td><td>6</td><td>45</td></tr> </tbody> </table> <p>Percentages: FG- 39% FT- 54% 3FG- 0% (Wright 0-2, Bacote 0-3, Hill 0-1, Batten 0-4, Clark 0-2, Larsen 0-1) Turnovers - 17 (Wright 2, Painter 2, Bacote 4, Palmore 1, Hill 3, Batten 3, Clark 1, Ross 1) Steals - 3 (Bacote 1, Palmore 2) Blocks - 7 (Wright 1, Painter 1, Hill 3, Larsen 2)</p>	Min	M-A	M-A	Reb	A	TP	Wright	33	1-4	0-0	6	1	2	Painter	32	5-12	2-2	8	0	12	Bacote	33	1-4	1-4	6	1	3	Palmore	23	4-6	1-3	9	3	9	Hill	28	2-7	3-5	4	0	7	Batten	23	2-7	2-4	6	1	6	Clark	14	1-3	0-0	1	0	2	Ross	8	2-2	0-0	1	0	4	Larsen	8	0-1	0-0	0	0	0	Team							Totals	200	18-46	9-18	43	6	45	<table border="1" style="width: 100%; border-collapse: collapse;"> <thead> <tr> <th>Min</th> <th>M-A</th> <th>M-A</th> <th>Reb</th> <th>A</th> <th>TP</th> </tr> </thead> <tbody> <tr><td>Wright</td><td>27</td><td>3-7</td><td>5-7</td><td>5</td><td>1</td><td>12</td></tr> <tr><td>Painter</td><td>29</td><td>5-11</td><td>0-1</td><td>8</td><td>1</td><td>12</td></tr> <tr><td>Bacote</td><td>25</td><td>4-7</td><td>0-0</td><td>0</td><td>4</td><td>10</td></tr> <tr><td>Palmore</td><td>34</td><td>3-6</td><td>6-8</td><td>7</td><td>4</td><td>12</td></tr> <tr><td>Hill</td><td>33</td><td>3-8</td><td>3-6</td><td>3</td><td>1</td><td>10</td></tr> <tr><td>Batten</td><td>21</td><td>3-8</td><td>3-6</td><td>5</td><td>1</td><td>10</td></tr> <tr><td>Clark</td><td>8</td><td>1-1</td><td>0-0</td><td>1</td><td>2</td><td>2</td></tr> <tr><td>Ross</td><td>15</td><td>2-4</td><td>0-0</td><td>3</td><td>0</td><td>4</td></tr> <tr><td>Larsen</td><td>8</td><td>0-2</td><td>0-0</td><td>3</td><td>0</td><td>0</td></tr> <tr><td>Team</td><td></td><td></td><td></td><td></td><td></td><td></td></tr> <tr><td>Totals</td><td>200</td><td>25-54</td><td>17-28</td><td>38</td><td>14</td><td>72</td></tr> </tbody> </table> <p>Percentages: FG- 46% FT- 67% 3FG- 31% (Wright 1-3, Painter 0-1, Bacote 2-4, Hill 1-3, Batten 1-4, Larsen 0-1) Turnovers - 11 (Wright 1, Painter 2, Bacote 1, Palmore 3, Ross 2, Larsen 1) Steals - 9 (Wright 1, Palmore 4, Hill 2, Batten 2) Blocks - 3 (Wright 1, Painter 1, Hill 1)</p>	Min	M-A	M-A	Reb	A	TP	Wright	27	3-7	5-7	5	1	12	Painter	29	5-11	0-1	8	1	12	Bacote	25	4-7	0-0	0	4	10	Palmore	34	3-6	6-8	7	4	12	Hill	33	3-8	3-6	3	1	10	Batten	21	3-8	3-6	5	1	10	Clark	8	1-1	0-0	1	2	2	Ross	15	2-4	0-0	3	0	4	Larsen	8	0-2	0-0	3	0	0	Team							Totals	200	25-54	17-28	38	14	72	<table border="1" style="width: 100%; border-collapse: collapse;"> <thead> <tr> <th>Min</th> <th>M-A</th> <th>M-A</th> <th>Reb</th> <th>A</th> <th>TP</th> </tr> </thead> <tbody> <tr><td>Wright</td><td>29</td><td>2-7</td><td>2-2</td><td>6</td><td>1</td><td>7</td></tr> <tr><td>Painter</td><td>17</td><td>2-7</td><td>2-4</td><td>4</td><td>0</td><td>6</td></tr> <tr><td>Palmore</td><td>29</td><td>3-9</td><td>3-3</td><td>7</td><td>5</td><td>9</td></tr> <tr><td>Clark</td><td>21</td><td>1-5</td><td>0-0</td><td>1</td><td>1</td><td>2</td></tr> <tr><td>Hill</td><td>27</td><td>1-6</td><td>8-10</td><td>7</td><td>1</td><td>10</td></tr> <tr><td>Bacote</td><td>21</td><td>5-7</td><td>3-6</td><td>1</td><td>2</td><td>15</td></tr> <tr><td>Batten</td><td>24</td><td>4-13</td><td>1-1</td><td>3</td><td>1</td><td>11</td></tr> <tr><td>Ross</td><td>19</td><td>5-9</td><td>0-0</td><td>6</td><td>0</td><td>4</td></tr> <tr><td>Larsen</td><td>13</td><td>0-2</td><td>0-0</td><td>2</td><td>0</td><td>0</td></tr> <tr><td>Team</td><td></td><td></td><td></td><td></td><td></td><td></td></tr> <tr><td>Totals</td><td>200</td><td>23-65</td><td>19-26</td><td>43</td><td>11</td><td>70</td></tr> </tbody> </table> <p>Percentages: FG- 35% FT- 73% 3FG- 29% (Wright 1-3, Clark 0-3, Hill 0-1, Bacote 2-3, Batten 2-7) Turnovers - 14 (Painter 2, Palmore 3, Hill 2, Bacote 3, Batten 2, Ross 2) Steals - 7 (Palmore 2, Hill 3, Bacote 1, Ross 1) Blocks - 3 (Wright 2, Clark 1)</p>	Min	M-A	M-A	Reb	A	TP	Wright	29	2-7	2-2	6	1	7	Painter	17	2-7	2-4	4	0	6	Palmore	29	3-9	3-3	7	5	9	Clark	21	1-5	0-0	1	1	2	Hill	27	1-6	8-10	7	1	10	Bacote	21	5-7	3-6	1	2	15	Batten	24	4-13	1-1	3	1	11	Ross	19	5-9	0-0	6	0	4	Larsen	13	0-2	0-0	2	0	0	Team							Totals	200	23-65	19-26	43	11	70																																																																																																		
Min	M-A	M-A	Reb	A	TP																																																																																																																																																																																																																																																																																																																																																								
Wright	33	1-4	0-0	6	1	2																																																																																																																																																																																																																																																																																																																																																							
Painter	32	5-12	2-2	8	0	12																																																																																																																																																																																																																																																																																																																																																							
Bacote	33	1-4	1-4	6	1	3																																																																																																																																																																																																																																																																																																																																																							
Palmore	23	4-6	1-3	9	3	9																																																																																																																																																																																																																																																																																																																																																							
Hill	28	2-7	3-5	4	0	7																																																																																																																																																																																																																																																																																																																																																							
Batten	23	2-7	2-4	6	1	6																																																																																																																																																																																																																																																																																																																																																							
Clark	14	1-3	0-0	1	0	2																																																																																																																																																																																																																																																																																																																																																							
Ross	8	2-2	0-0	1	0	4																																																																																																																																																																																																																																																																																																																																																							
Larsen	8	0-1	0-0	0	0	0																																																																																																																																																																																																																																																																																																																																																							
Team																																																																																																																																																																																																																																																																																																																																																													
Totals	200	18-46	9-18	43	6	45																																																																																																																																																																																																																																																																																																																																																							
Min	M-A	M-A	Reb	A	TP																																																																																																																																																																																																																																																																																																																																																								
Wright	27	3-7	5-7	5	1	12																																																																																																																																																																																																																																																																																																																																																							
Painter	29	5-11	0-1	8	1	12																																																																																																																																																																																																																																																																																																																																																							
Bacote	25	4-7	0-0	0	4	10																																																																																																																																																																																																																																																																																																																																																							
Palmore	34	3-6	6-8	7	4	12																																																																																																																																																																																																																																																																																																																																																							
Hill	33	3-8	3-6	3	1	10																																																																																																																																																																																																																																																																																																																																																							
Batten	21	3-8	3-6	5	1	10																																																																																																																																																																																																																																																																																																																																																							
Clark	8	1-1	0-0	1	2	2																																																																																																																																																																																																																																																																																																																																																							
Ross	15	2-4	0-0	3	0	4																																																																																																																																																																																																																																																																																																																																																							
Larsen	8	0-2	0-0	3	0	0																																																																																																																																																																																																																																																																																																																																																							
Team																																																																																																																																																																																																																																																																																																																																																													
Totals	200	25-54	17-28	38	14	72																																																																																																																																																																																																																																																																																																																																																							
Min	M-A	M-A	Reb	A	TP																																																																																																																																																																																																																																																																																																																																																								
Wright	29	2-7	2-2	6	1	7																																																																																																																																																																																																																																																																																																																																																							
Painter	17	2-7	2-4	4	0	6																																																																																																																																																																																																																																																																																																																																																							
Palmore	29	3-9	3-3	7	5	9																																																																																																																																																																																																																																																																																																																																																							
Clark	21	1-5	0-0	1	1	2																																																																																																																																																																																																																																																																																																																																																							
Hill	27	1-6	8-10	7	1	10																																																																																																																																																																																																																																																																																																																																																							
Bacote	21	5-7	3-6	1	2	15																																																																																																																																																																																																																																																																																																																																																							
Batten	24	4-13	1-1	3	1	11																																																																																																																																																																																																																																																																																																																																																							
Ross	19	5-9	0-0	6	0	4																																																																																																																																																																																																																																																																																																																																																							
Larsen	13	0-2	0-0	2	0	0																																																																																																																																																																																																																																																																																																																																																							
Team																																																																																																																																																																																																																																																																																																																																																													
Totals	200	23-65	19-26	43	11	70																																																																																																																																																																																																																																																																																																																																																							
Holy Cross	Morgan State	UTSA	CSU																																																																																																																																																																																																																																																																																																																																																										
<table border="1" style="width: 100%; border-collapse: collapse;"> <thead> <tr> <th>Min</th> <th>M-A</th> <th>M-A</th> <th>Reb</th> <th>A</th> <th>TP</th> </tr> </thead> <tbody> <tr><td>Wright</td><td>22</td><td>2-4</td><td>4-6</td><td></td><td></td><td></td></tr> <tr><td>ODU</td><td>18</td><td>2-7</td><td>4-5</td><td></td><td></td><td></td></tr> </tbody> </table> <p>ATT: 7,283</p> <p>Officials: Porterfield, Williams, & Goble</p>	Min	M-A	M-A	Reb	A	TP	Wright	22	2-4	4-6				ODU	18	2-7	4-5				<table border="1" style="width: 100%; border-collapse: collapse;"> <thead> <tr> <th>Min</th> <th>M-A</th> <th>M-A</th> <th>Reb</th> <th>A</th> <th>TP</th> </tr> </thead> <tbody> <tr><td>Wright</td><td>27</td><td>3-4</td><td>6-1</td><td></td><td></td><td></td></tr> <tr><td>ODU</td><td>28</td><td>4-7</td><td>7-2</td><td></td><td></td><td></td></tr> </tbody> </table> <p>ATT: 6,993</p> <p>Officials: Potter, Smith, & Dorsey</p>	Min	M-A	M-A	Reb	A	TP	Wright	27	3-4	6-1				ODU	28	4-7	7-2				<table border="1" style="width: 100%; border-collapse: collapse;"> <thead> <tr> <th>Min</th> <th>M-A</th> <th>M-A</th> <th>Reb</th> <th>A</th> <th>TP</th> </tr> </thead> <tbody> <tr><td>Wright</td><td>40</td><td>3-9</td><td>7-9</td><td></td><td></td><td></td></tr> <tr><td>ODU</td><td>37</td><td>3-3</td><td>7-0</td><td></td><td></td><td></td></tr> </tbody> </table> <p>ATT: 6,233</p> <p>Officials: Jones, Raspo, & Terry</p>	Min	M-A	M-A	Reb	A	TP	Wright	40	3-9	7-9				ODU	37	3-3	7-0				<table border="1" style="width: 100%; border-collapse: collapse;"> <thead> <tr> <th>Min</th> <th>M-A</th> <th>M-A</th> <th>Reb</th> <th>A</th> <th>TP</th> </tr> </thead> <tbody> <tr><td>Wright</td><td>30</td><td>5-5</td><td>5-5</td><td></td><td></td><td></td></tr> <tr><td>ODU</td><td>25</td><td>4-2</td><td>6-7</td><td></td><td></td><td></td></tr> </tbody> </table> <p>ATT: 1,289</p> <p>Officials: Bostic, Dawkins, & Humes</p>	Min	M-A	M-A	Reb	A	TP	Wright	30	5-5	5-5				ODU	25	4-2	6-7																																																																																																																																																																																																																																																																													
Min	M-A	M-A	Reb	A	TP																																																																																																																																																																																																																																																																																																																																																								
Wright	22	2-4	4-6																																																																																																																																																																																																																																																																																																																																																										
ODU	18	2-7	4-5																																																																																																																																																																																																																																																																																																																																																										
Min	M-A	M-A	Reb	A	TP																																																																																																																																																																																																																																																																																																																																																								
Wright	27	3-4	6-1																																																																																																																																																																																																																																																																																																																																																										
ODU	28	4-7	7-2																																																																																																																																																																																																																																																																																																																																																										
Min	M-A	M-A	Reb	A	TP																																																																																																																																																																																																																																																																																																																																																								
Wright	40	3-9	7-9																																																																																																																																																																																																																																																																																																																																																										
ODU	37	3-3	7-0																																																																																																																																																																																																																																																																																																																																																										
Min	M-A	M-A	Reb	A	TP																																																																																																																																																																																																																																																																																																																																																								
Wright	30	5-5	5-5																																																																																																																																																																																																																																																																																																																																																										
ODU	25	4-2	6-7																																																																																																																																																																																																																																																																																																																																																										
November 21, 2012 Constant Center * Norfolk, VA	November 24, 2012 CFSB Center * Murray, KY	December 1, 2012 Kaplan Arena * Williamsburg, VA	December 4, 2012 Constant Center * Norfolk, VA																																																																																																																																																																																																																																																																																																																																																										
VMI 76	OLD DOMINION 72	OLD DOMINION 62	RICHMOND 80																																																																																																																																																																																																																																																																																																																																																										
OLD DOMINION 71	MURRAY STATE 79	WILLIAM & MARY 71	OLD DOMINION 53																																																																																																																																																																																																																																																																																																																																																										
VMI	OLD DOMINION	OLD DOMINION	RICHMOND																																																																																																																																																																																																																																																																																																																																																										
<table border="1" style="width: 100%; border-collapse: collapse;"> <thead> <tr> <th>MIN</th> <th>FG</th> <th>FT</th> <th>Reb</th> <th>A</th> <th>TP</th> </tr> </thead> <tbody> <tr><td>Okoye</td><td>30</td><td>9-18</td><td>3-5</td><td>7</td><td>3</td><td>22</td></tr> <tr><td>Gore</td><td>33</td><td>1-6</td><td>0-2</td><td>6</td><td>5</td><td>2</td></tr> <tr><td>Covington</td><td>37</td><td>4-10</td><td>5-7</td><td>10</td><td>1</td><td>13</td></tr> <tr><td>Glasgow</td><td>35</td><td>5-10</td><td>2-4</td><td>1</td><td>5</td><td>13</td></tr> <tr><td>Brown</td><td>16</td><td>2-2</td><td>0-0</td><td>1</td><td>1</td><td>5</td></tr> <tr><td>Stephenson</td><td>10</td><td>2-3</td><td>2-2</td><td>1</td><td>0</td><td>6</td></tr> <tr><td>Albritton</td><td>15</td><td>3-5</td><td>0-0</td><td>1</td><td>2</td><td>9</td></tr> <tr><td>Anglade</td><td>18</td><td>3-5</td><td>0-0</td><td>1</td><td>0</td><td>6</td></tr> <tr><td>Marshall</td><td>6</td><td>0-1</td><td>0-0</td><td>0</td><td>0</td><td>0</td></tr> <tr><td>Team</td><td></td><td></td><td></td><td></td><td></td><td></td></tr> <tr><td>Totals</td><td>200</td><td>29-60</td><td>12-20</td><td>34</td><td>17</td><td>76</td></tr> </tbody> </table> <p>Percentages: FG- 48% FT- 60% 3FG- 28% (Okoye 3-5, Gore 0-2, Glasgow 0-1, Brown 1-1, Stephenson 0-1, Albritton 3-5, Marshall 0-1) Turnovers - 13 (Okoye 4, Gore 1, Covington 3, Glasgow 2, Albritton 3) Steals - 12 (Okoye 4, Gore 1, Covington 3, Glasgow 2, Anglade 2) Blocks - 10 (Okoye 2, Covington 7, Anglade 1)</p>	MIN	FG	FT	Reb	A	TP	Okoye	30	9-18	3-5	7	3	22	Gore	33	1-6	0-2	6	5	2	Covington	37	4-10	5-7	10	1	13	Glasgow	35	5-10	2-4	1	5	13	Brown	16	2-2	0-0	1	1	5	Stephenson	10	2-3	2-2	1	0	6	Albritton	15	3-5	0-0	1	2	9	Anglade	18	3-5	0-0	1	0	6	Marshall	6	0-1	0-0	0	0	0	Team							Totals	200	29-60	12-20	34	17	76	<table border="1" style="width: 100%; border-collapse: collapse;"> <thead> <tr> <th>Min</th> <th>M-A</th> <th>M-A</th> <th>Reb</th> <th>A</th> <th>TP</th> </tr> </thead> <tbody> <tr><td>Ross</td><td>17</td><td>3-3</td><td>1-2</td><td>4</td><td>1</td><td>7</td></tr> <tr><td>Larsen</td><td>11</td><td>0-3</td><td>0-0</td><td>0</td><td>0</td><td>0</td></tr> <tr><td>Palmore</td><td>21</td><td>2-5</td><td>0-0</td><td>3</td><td>3</td><td>4</td></tr> <tr><td>Batten</td><td>18</td><td>3-7</td><td>0-2</td><td>1</td><td>1</td><td>7</td></tr> <tr><td>Hill</td><td>35</td><td>6-16</td><td>2-2</td><td>8</td><td>1</td><td>16</td></tr> <tr><td>Wright</td><td>24</td><td>3-11</td><td>3-3</td><td>5</td><td>1</td><td>9</td></tr> <tr><td>Bacote</td><td>20</td><td>1-3</td><td>1-2</td><td>3</td><td>4</td><td>4</td></tr> <tr><td>Painter</td><td>28</td><td>6-11</td><td>0-0</td><td>11</td><td>1</td><td>13</td></tr> <tr><td>Clark</td><td>26</td><td>5-6</td><td>0-0</td><td>3</td><td>1</td><td>12</td></tr> <tr><td>Team</td><td></td><td></td><td></td><td></td><td></td><td></td></tr> <tr><td>Totals</td><td>200</td><td>29-65</td><td>7-11</td><td>41</td><td>13</td><td>72</td></tr> </tbody> </table> <p>Percentages: FG- 44% FT- 63% 3FG- 30% (Larsen 0-2, Batten 1-3, Hill 2-9, Wright 0-1, Bacote 1-3, Painter 1-3, Clark 2-3) Turnovers - 15 (Ross 1, Palmore 2, Batten 2, Hill 3, Bacote 1, Painter 2, Clark 3) Steals - 9 (Larsen 2, Hill 3, Bacote 1, Painter 2, Clark 1) Blocks - 4 (Ross 1, Larsen 1, Painter 2)</p>	Min	M-A	M-A	Reb	A	TP	Ross	17	3-3	1-2	4	1	7	Larsen	11	0-3	0-0	0	0	0	Palmore	21	2-5	0-0	3	3	4	Batten	18	3-7	0-2	1	1	7	Hill	35	6-16	2-2	8	1	16	Wright	24	3-11	3-3	5	1	9	Bacote	20	1-3	1-2	3	4	4	Painter	28	6-11	0-0	11	1	13	Clark	26	5-6	0-0	3	1	12	Team							Totals	200	29-65	7-11	41	13	72	<table border="1" style="width: 100%; border-collapse: collapse;"> <thead> <tr> <th>Min</th> <th>M-A</th> <th>M-A</th> <th>Reb</th> <th>A</th> <th>TP</th> </tr> </thead> <tbody> <tr><td>Wright</td><td>26</td><td>5-12</td><td>0-0</td><td>3</td><td>0</td><td>12</td></tr> <tr><td>Ross</td><td>17</td><td>0-3</td><td>0-0</td><td>3</td><td>1</td><td>0</td></tr> <tr><td>Palmore</td><td>28</td><td>6-10</td><td>4-4</td><td>6</td><td>5</td><td>17</td></tr> <tr><td>Batten</td><td>28</td><td>3-8</td><td>1-2</td><td>1</td><td>1</td><td>9</td></tr> <tr><td>Hill</td><td>34</td><td>2-7</td><td>0-0</td><td>6</td><td>4</td><td>5</td></tr> <tr><td>Bacote</td><td>14</td><td>1-7</td><td>2-2</td><td>2</td><td>1</td><td>5</td></tr> <tr><td>Painter</td><td>25</td><td>3-7</td><td>0-0</td><td>8</td><td>2</td><td>6</td></tr> <tr><td>Clark</td><td>16</td><td>2-5</td><td>0-0</td><td>1</td><td>1</td><td>4</td></tr> <tr><td>Larsen</td><td>12</td><td>2-2</td><td>0-0</td><td>2</td><td>0</td><td>4</td></tr> <tr><td>Team</td><td></td><td></td><td></td><td></td><td></td><td></td></tr> <tr><td>Totals</td><td>200</td><td>24-58</td><td>7-25</td><td>33</td><td>15</td><td>62</td></tr> </tbody> </table> <p>Percentages: FG- 41% FT- 87% 3FG- 28% (Wright 2-6, Palmore 1-1, Batten 2-7, Hill 1-4, Bacote 1-4, Painter 0-1, Clark 0-2) Turnovers - 14 (Wright 3, Ross 1, Palmore 4, Batten 2, Hill 1, Bacote 1, Painter 1, Clark 1) Steals - 9 (Wright 1, Ross 2, Batten 1, Hill 3, Bacote 1, Painter 1) Blocks - 1 (Wright 1)</p>	Min	M-A	M-A	Reb	A	TP	Wright	26	5-12	0-0	3	0	12	Ross	17	0-3	0-0	3	1	0	Palmore	28	6-10	4-4	6	5	17	Batten	28	3-8	1-2	1	1	9	Hill	34	2-7	0-0	6	4	5	Bacote	14	1-7	2-2	2	1	5	Painter	25	3-7	0-0	8	2	6	Clark	16	2-5	0-0	1	1	4	Larsen	12	2-2	0-0	2	0	4	Team							Totals	200	24-58	7-25	33	15	62	<table border="1" style="width: 100%; border-collapse: collapse;"> <thead> <tr> <th>MIN</th> <th>FG</th> <th>FT</th> <th>Reb</th> <th>A</th> <th>TP</th> </tr> </thead> <tbody> <tr><td>Robbins</td><td>25</td><td>6-9</td><td>0-0</td><td>3</td><td>2</td><td>14</td></tr> <tr><td>Williams</td><td>23</td><td>3-6</td><td>2-3</td><td>4</td><td>1</td><td>8</td></tr> <tr><td>Nelson-Oddo</td><td>24</td><td>0-2</td><td>0-1</td><td>8</td><td>1</td><td>13</td></tr> <tr><td>Lindsay</td><td>28</td><td>8-11</td><td>1-2</td><td>0</td><td>7</td><td>13</td></tr> <tr><td>Brothers</td><td>22</td><td>5-7</td><td>2-2</td><td>3</td><td>2</td><td>5</td></tr> <tr><td>Anthony</td><td>17</td><td>2-7</td><td>2-2</td><td>0</td><td>0</td><td>6</td></tr> <tr><td>Sparrow</td><td>21</td><td>3-5</td><td>0-0</td><td>4</td><td>2</td><td>9</td></tr> <tr><td>Davis</td><td>10</td><td>1-1</td><td>0-0</td><td>0</td><td>1</td><td>6</td></tr> <tr><td>Taylor</td><td>15</td><td>1-3</td><td>0-0</td><td>5</td><td>0</td><td>0</td></tr> <tr><td>Allen</td><td>13</td><td>2-3</td><td>0-0</td><td>4</td><td>1</td><td>0</td></tr> <tr><td>Piotrowski</td><td>2</td><td>0-0</td><td>0-0</td><td>0</td><td>0</td><td>0</td></tr> <tr><td>Team</td><td></td><td></td><td></td><td></td><td></td><td></td></tr> <tr><td>Totals</td><td>200</td><td>31-54</td><td>9-12</td><td>34</td><td>17</td><td>80</td></tr> </tbody> </table> <p>Percentages: FG- 57% FT- 75% 3FG- 40% (Robbins 2-4, Williams 0-1, Nelson-Oddo 0-1, Lindsay 2-3, Brothers 2-4, Anthony 1-3, Sparrow 1-3, Taylor 0-1, Allen 1-2) Turnovers - 12 (Williams 3, Lindsay 2, Brothers 2, Anthony 4, Sparrow 1) Steals - 9 (Williams 1, Nelson-Oddo 1, Lindsay 2, Brothers 2, Anthony 1, Sparrow 2) Blocks - 3 (Nelson-Oddo 1, Sparrow 1, Davis 1)</p>	MIN	FG	FT	Reb	A	TP	Robbins	25	6-9	0-0	3	2	14	Williams	23	3-6	2-3	4	1	8	Nelson-Oddo	24	0-2	0-1	8	1	13	Lindsay	28	8-11	1-2	0	7	13	Brothers	22	5-7	2-2	3	2	5	Anthony	17	2-7	2-2	0	0	6	Sparrow	21	3-5	0-0	4	2	9	Davis	10	1-1	0-0	0	1	6	Taylor	15	1-3	0-0	5	0	0	Allen	13	2-3	0-0	4	1	0	Piotrowski	2	0-0	0-0	0	0	0	Team							Totals	200	31-54	9-12	34	17	80
MIN	FG	FT	Reb	A	TP																																																																																																																																																																																																																																																																																																																																																								
Okoye	30	9-18	3-5	7	3	22																																																																																																																																																																																																																																																																																																																																																							
Gore	33	1-6	0-2	6	5	2																																																																																																																																																																																																																																																																																																																																																							
Covington	37	4-10	5-7	10	1	13																																																																																																																																																																																																																																																																																																																																																							
Glasgow	35	5-10	2-4	1	5	13																																																																																																																																																																																																																																																																																																																																																							
Brown	16	2-2	0-0	1	1	5																																																																																																																																																																																																																																																																																																																																																							
Stephenson	10	2-3	2-2	1	0	6																																																																																																																																																																																																																																																																																																																																																							
Albritton	15	3-5	0-0	1	2	9																																																																																																																																																																																																																																																																																																																																																							
Anglade	18	3-5	0-0	1	0	6																																																																																																																																																																																																																																																																																																																																																							
Marshall	6	0-1	0-0	0	0	0																																																																																																																																																																																																																																																																																																																																																							
Team																																																																																																																																																																																																																																																																																																																																																													
Totals	200	29-60	12-20	34	17	76																																																																																																																																																																																																																																																																																																																																																							
Min	M-A	M-A	Reb	A	TP																																																																																																																																																																																																																																																																																																																																																								
Ross	17	3-3	1-2	4	1	7																																																																																																																																																																																																																																																																																																																																																							
Larsen	11	0-3	0-0	0	0	0																																																																																																																																																																																																																																																																																																																																																							
Palmore	21	2-5	0-0	3	3	4																																																																																																																																																																																																																																																																																																																																																							
Batten	18	3-7	0-2	1	1	7																																																																																																																																																																																																																																																																																																																																																							
Hill	35	6-16	2-2	8	1	16																																																																																																																																																																																																																																																																																																																																																							
Wright	24	3-11	3-3	5	1	9																																																																																																																																																																																																																																																																																																																																																							
Bacote	20	1-3	1-2	3	4	4																																																																																																																																																																																																																																																																																																																																																							
Painter	28	6-11	0-0	11	1	13																																																																																																																																																																																																																																																																																																																																																							
Clark	26	5-6	0-0	3	1	12																																																																																																																																																																																																																																																																																																																																																							
Team																																																																																																																																																																																																																																																																																																																																																													
Totals	200	29-65	7-11	41	13	72																																																																																																																																																																																																																																																																																																																																																							
Min	M-A	M-A	Reb	A	TP																																																																																																																																																																																																																																																																																																																																																								
Wright	26	5-12	0-0	3	0	12																																																																																																																																																																																																																																																																																																																																																							
Ross	17	0-3	0-0	3	1	0																																																																																																																																																																																																																																																																																																																																																							
Palmore	28	6-10	4-4	6	5	17																																																																																																																																																																																																																																																																																																																																																							
Batten	28	3-8	1-2	1	1	9																																																																																																																																																																																																																																																																																																																																																							
Hill	34	2-7	0-0	6	4	5																																																																																																																																																																																																																																																																																																																																																							
Bacote	14	1-7	2-2	2	1	5																																																																																																																																																																																																																																																																																																																																																							
Painter	25	3-7	0-0	8	2	6																																																																																																																																																																																																																																																																																																																																																							
Clark	16	2-5	0-0	1	1	4																																																																																																																																																																																																																																																																																																																																																							
Larsen	12	2-2	0-0	2	0	4																																																																																																																																																																																																																																																																																																																																																							
Team																																																																																																																																																																																																																																																																																																																																																													
Totals	200	24-58	7-25	33	15	62																																																																																																																																																																																																																																																																																																																																																							
MIN	FG	FT	Reb	A	TP																																																																																																																																																																																																																																																																																																																																																								
Robbins	25	6-9	0-0	3	2	14																																																																																																																																																																																																																																																																																																																																																							
Williams	23	3-6	2-3	4	1	8																																																																																																																																																																																																																																																																																																																																																							
Nelson-Oddo	24	0-2	0-1	8	1	13																																																																																																																																																																																																																																																																																																																																																							
Lindsay	28	8-11	1-2	0	7	13																																																																																																																																																																																																																																																																																																																																																							
Brothers	22	5-7	2-2	3	2	5																																																																																																																																																																																																																																																																																																																																																							
Anthony	17	2-7	2-2	0	0	6																																																																																																																																																																																																																																																																																																																																																							
Sparrow	21	3-5	0-0	4	2	9																																																																																																																																																																																																																																																																																																																																																							
Davis	10	1-1	0-0	0	1	6																																																																																																																																																																																																																																																																																																																																																							
Taylor	15	1-3	0-0	5	0	0																																																																																																																																																																																																																																																																																																																																																							
Allen	13	2-3	0-0	4	1	0																																																																																																																																																																																																																																																																																																																																																							
Piotrowski	2	0-0	0-0	0	0	0																																																																																																																																																																																																																																																																																																																																																							
Team																																																																																																																																																																																																																																																																																																																																																													
Totals	200	31-54	9-12	34	17	80																																																																																																																																																																																																																																																																																																																																																							
OLD DOMINION	MURRAY STATE	WILLIAM & MARY	OLD DOMINION																																																																																																																																																																																																																																																																																																																																																										
<table border="1" style="width: 100%; border-collapse: collapse;"> <thead> <tr> <th>Min</th> <th>M-A</th> <th>M-A</th> <th>Reb</th> <th>A</th> <th>TP</th> </tr> </thead> <tbody> <tr><td>Ross</td><td>30</td><td>5-8</td><td>0-0</td><td>9</td><td>1</td><td>10</td></tr> <tr><td>Painter</td><td>19</td><td>1-6</td><td>0-0</td><td>9</td><td>0</td><td>2</td></tr> <tr><td>Batten</td><td>22</td><td>7-14</td><td>3-4</td><td>4</td><td>4</td><td>21</td></tr> <tr><td>Clark</td><td>23</td><td>4-8</td><td>1-2</td><td>0</td><td>2</td><td>9</td></tr> <tr><td>Hill</td><td>33</td><td>5-11</td><td>0-2</td><td>7</td><td>4</td><td>13</td></tr> <tr><td>Wright</td><td>19</td><td>1-6</td><td>0-0</td><td>4</td><td>0</td><td>2</td></tr> <tr><td>Bacote</td><td>21</td><td>3-11</td><td>0-0</td><td>2</td><td>3</td><td>6</td></tr> <tr><td>Palmore</td><td>22</td><td>2-6</td><td>0-0</td><td>3</td><td>3</td><td>4</td></tr> <tr><td>Larsen</td><td>11</td><td>2-3</td><td>0-0</td><td>3</td><td>1</td><td>4</td></tr> <tr><td>Team</td><td></td><td></td><td></td><td></td><td></td><td></td></tr> <tr><td>Totals</td><td>200</td><td>30-73</td><td>4-8</td><td>47</td><td>18</td><td>71</td></tr> </tbody> </table> <p>Percentages: FG- 41% FT- 50% 3FG- 38% (Batten 4-7, Clark 0-1, Hill 3-5, Wright 0-1, Bacote 0-3) Turnovers - 18 (Ross 3, Batten 1, Clark 2, Hill 3, Wright 4, Bacote 2, Palmore 1, Larsen 1) Steals - 9 (Ross 1, Painter 1, Clark 2, Hill 1, Wright 1, Bacote 1, Palmore 2) Blocks - 5 (Ross 2, Painter 2, Palmore 1)</p>	Min	M-A	M-A	Reb	A	TP	Ross	30	5-8	0-0	9	1	10	Painter	19	1-6	0-0	9	0	2	Batten	22	7-14	3-4	4	4	21	Clark	23	4-8	1-2	0	2	9	Hill	33	5-11	0-2	7	4	13	Wright	19	1-6	0-0	4	0	2	Bacote	21	3-11	0-0	2	3	6	Palmore	22	2-6	0-0	3	3	4	Larsen	11	2-3	0-0	3	1	4	Team							Totals	200	30-73	4-8	47	18	71	<table border="1" style="width: 100%; border-collapse: collapse;"> <thead> <tr> <th>Min</th> <th>M-A</th> <th>M-A</th> <th>Reb</th> <th>A</th> <th>TP</th> </tr> </thead> <tbody> <tr><td>Daniel</td><td>36</td><td>5-9</td><td>5-9</td><td>15</td></tr></tbody></table>	Min	M-A	M-A	Reb	A	TP	Daniel	36	5-9	5-9	15																																																																																																																																																																																																																																																														
Min	M-A	M-A	Reb	A	TP																																																																																																																																																																																																																																																																																																																																																								
Ross	30	5-8	0-0	9	1	10																																																																																																																																																																																																																																																																																																																																																							
Painter	19	1-6	0-0	9	0	2																																																																																																																																																																																																																																																																																																																																																							
Batten	22	7-14	3-4	4	4	21																																																																																																																																																																																																																																																																																																																																																							
Clark	23	4-8	1-2	0	2	9																																																																																																																																																																																																																																																																																																																																																							
Hill	33	5-11	0-2	7	4	13																																																																																																																																																																																																																																																																																																																																																							
Wright	19	1-6	0-0	4	0	2																																																																																																																																																																																																																																																																																																																																																							
Bacote	21	3-11	0-0	2	3	6																																																																																																																																																																																																																																																																																																																																																							
Palmore	22	2-6	0-0	3	3	4																																																																																																																																																																																																																																																																																																																																																							
Larsen	11	2-3	0-0	3	1	4																																																																																																																																																																																																																																																																																																																																																							
Team																																																																																																																																																																																																																																																																																																																																																													
Totals	200	30-73	4-8	47	18	71																																																																																																																																																																																																																																																																																																																																																							
Min	M-A	M-A	Reb	A	TP																																																																																																																																																																																																																																																																																																																																																								
Daniel	36	5-9	5-9	15																																																																																																																																																																																																																																																																																																																																																									

2012-13 BOX SCORES

December 7, 2012 Constant Center * Norfolk, VA	December 4, 2012 Constant Center * Norfolk, VA	December 18, 2012 TD Arena * Charleston, S.C.	December 22, 2012 Richmond Coliseum * Richmond, VA																																																																																																																																																																																																																																																																																																																																																																												
VCU 83 OLD DOMINION 70	UCF 75 OLD DOMINION 71	Coll. of Charleston 75 OLD DOMINION 65	Virginia 61 OLD DOMINION 63																																																																																																																																																																																																																																																																																																																																																																												
VCU <table style="width: 100%; border-collapse: collapse;"> <thead> <tr> <th></th> <th>MIN</th> <th>FG</th> <th>FT</th> <th>Reb</th> <th>A</th> <th>TP</th> </tr> </thead> <tbody> <tr><td>Reddic</td><td>25</td><td>3-7</td><td>2-2</td><td>5</td><td>0</td><td>8</td></tr> <tr><td>Graham</td><td>32</td><td>7-13</td><td>8-12</td><td>9</td><td>2</td><td>23</td></tr> <tr><td>Weber</td><td>31</td><td>1-4</td><td>6-8</td><td>9</td><td>10</td><td>8</td></tr> <tr><td>Brandenberg</td><td>24</td><td>3-7</td><td>2-2</td><td>4</td><td>4</td><td>9</td></tr> <tr><td>Daniels</td><td>26</td><td>8-16</td><td>0-0</td><td>1</td><td>0</td><td>24</td></tr> <tr><td>Okerefor</td><td>5</td><td>1-2</td><td>0-0</td><td>0</td><td>1</td><td>3</td></tr> <tr><td>Theus</td><td>16</td><td>0-1</td><td>0-0</td><td>0</td><td>1</td><td>0</td></tr> <tr><td>Guest</td><td>10</td><td>1-3</td><td>0-2</td><td>0</td><td>0</td><td>2</td></tr> <tr><td>Tuoyo</td><td>9</td><td>0-0</td><td>0-0</td><td>0</td><td>1</td><td>0</td></tr> <tr><td>Johnson</td><td>11</td><td>0-2</td><td>0-0</td><td>0</td><td>0</td><td>0</td></tr> <tr><td>Haley</td><td>7</td><td>1-1</td><td>2-3</td><td>1</td><td>0</td><td>4</td></tr> <tr><td>Hinton</td><td>4</td><td>1-1</td><td>0-0</td><td>1</td><td>0</td><td>2</td></tr> <tr><td>Team</td><td></td><td></td><td></td><td>3</td><td></td><td></td></tr> <tr> <td>TOTALS</td> <td>200</td> <td>26-57</td> <td>20-29</td> <td>33</td> <td>19</td> <td>83</td> </tr> </tbody> </table> <p>Percentages: FG- 45.6 FT- 69.0 3FG- 32.4 (Graham 1-3, Weber 0-1, Brandenberg 1-2, Daniels 8-13, Okerefor 1-1, Johnson 0-1) Turnovers - 12 (Reddic 1, Graham 2, Weber 1, Brandenberg 1, Okerefor 1, Theus 1, Tuoyo 2, Johnson 2) Steals - 9 (Reddic 2, Weber 5, Johnson 1, Hinton 1) Blocks - 4 (Reddic 1, Graham 1, Guest 1, Haley 1)</p>		MIN	FG	FT	Reb	A	TP	Reddic	25	3-7	2-2	5	0	8	Graham	32	7-13	8-12	9	2	23	Weber	31	1-4	6-8	9	10	8	Brandenberg	24	3-7	2-2	4	4	9	Daniels	26	8-16	0-0	1	0	24	Okerefor	5	1-2	0-0	0	1	3	Theus	16	0-1	0-0	0	1	0	Guest	10	1-3	0-2	0	0	2	Tuoyo	9	0-0	0-0	0	1	0	Johnson	11	0-2	0-0	0	0	0	Haley	7	1-1	2-3	1	0	4	Hinton	4	1-1	0-0	1	0	2	Team				3			TOTALS	200	26-57	20-29	33	19	83	UCF <table style="width: 100%; border-collapse: collapse;"> <thead> <tr> <th></th> <th>MIN</th> <th>FG</th> <th>FT</th> <th>Reb</th> <th>A</th> <th>TP</th> </tr> </thead> <tbody> <tr><td>Spurlock</td><td>34</td><td>1-4</td><td>5-6</td><td>8</td><td>3</td><td>7</td></tr> <tr><td>Wilson</td><td>31</td><td>4-7</td><td>2-2</td><td>6</td><td>1</td><td>14</td></tr> <tr><td>Clanton</td><td>25</td><td>4-6</td><td>7-10</td><td>2</td><td>0</td><td>15</td></tr> <tr><td>Sykes</td><td>39</td><td>5-12</td><td>4-5</td><td>7</td><td>7</td><td>14</td></tr> <tr><td>Newel</td><td>37</td><td>6-9</td><td>1-2</td><td>2</td><td>2</td><td>17</td></tr> <tr><td>Walker</td><td>9</td><td>0-1</td><td>0-0</td><td>1</td><td>1</td><td>0</td></tr> <tr><td>Days</td><td>0+</td><td>0-0</td><td>0-0</td><td>0</td><td>0</td><td>0</td></tr> <tr><td>Williams</td><td>6</td><td>0-1</td><td>0-0</td><td>0</td><td>0</td><td>0</td></tr> <tr><td>Karell</td><td>9</td><td>2-2</td><td>0-0</td><td>1</td><td>0</td><td>4</td></tr> <tr><td>Blair</td><td>10</td><td>2-2</td><td>0-0</td><td>0</td><td>0</td><td>4</td></tr> <tr><td>Team</td><td></td><td></td><td></td><td>1</td><td></td><td></td></tr> <tr> <td>TOTALS</td> <td>200</td> <td>24-44</td> <td>19-25</td> <td>28</td> <td>14</td> <td>75</td> </tr> </tbody> </table> <p>Percentages: FG- 54.5 FT- 76.0 3FG- (Spurlock 0-2, Wilson 4-5, Clanton 0-0, Sykes 0-0, Newel 4-6, Walker 0-1, Days 0-0, Williams 0-0, Karell 0-0, Blair 0-0) Turnovers - 16 (Wilson 3, Clanton 2, Sykes 6, Newel 5) Steals- 6 (Sykes 5, Newel 2, Karell 1)</p>		MIN	FG	FT	Reb	A	TP	Spurlock	34	1-4	5-6	8	3	7	Wilson	31	4-7	2-2	6	1	14	Clanton	25	4-6	7-10	2	0	15	Sykes	39	5-12	4-5	7	7	14	Newel	37	6-9	1-2	2	2	17	Walker	9	0-1	0-0	1	1	0	Days	0+	0-0	0-0	0	0	0	Williams	6	0-1	0-0	0	0	0	Karell	9	2-2	0-0	1	0	4	Blair	10	2-2	0-0	0	0	4	Team				1			TOTALS	200	24-44	19-25	28	14	75	OLD DOMINION <table style="width: 100%; border-collapse: collapse;"> <thead> <tr> <th></th> <th>MIN</th> <th>FG</th> <th>FT</th> <th>Reb</th> <th>A</th> <th>TP</th> </tr> </thead> <tbody> <tr><td>Painter</td><td>28</td><td>6-9</td><td>3-4</td><td>7</td><td>1</td><td>15</td></tr> <tr><td>Hill</td><td>37</td><td>5-10</td><td>1-4</td><td>1</td><td>5</td><td>11</td></tr> <tr><td>Bacote</td><td>26</td><td>2-7</td><td>4-4</td><td>3</td><td>2</td><td>9</td></tr> <tr><td>Palmore</td><td>31</td><td>3-10</td><td>4-4</td><td>5</td><td>4</td><td>10</td></tr> <tr><td>Clark</td><td>28</td><td>4-5</td><td>0-0</td><td>1</td><td>0</td><td>10</td></tr> <tr><td>Batten</td><td>13</td><td>0-2</td><td>0-0</td><td>1</td><td>0</td><td>0</td></tr> <tr><td>Ross</td><td>15</td><td>2-3</td><td>0-0</td><td>2</td><td>1</td><td>4</td></tr> <tr><td>Larsen</td><td>22</td><td>3-8</td><td>0-0</td><td>4</td><td>1</td><td>6</td></tr> <tr><td>Team</td><td></td><td></td><td></td><td>7</td><td></td><td></td></tr> <tr> <td>TOTALS</td> <td>200</td> <td>25-54</td> <td>12-16</td> <td>31</td> <td>14</td> <td>65</td> </tr> </tbody> </table> <p>Percentages: FG- 46.3 FT- 75.0 3FG- (Painter 0-1, Hill 0-4, Bacote 1-5, Palmore 0-0, Clark 2-2, Batten 0-2, Ross 0-0, Larsen 0-1) Turnovers - 13 (Painter 3, Hill 2, Bacote 5, Palmore 1, Clark 1, Ross 1) Steals- 12 (Hill 2, Bacote 2, Palmore 3, Clark 3, Larsen 2) Blocks- 3 (Hill 1, Bacote 1, Batten 1)</p>		MIN	FG	FT	Reb	A	TP	Painter	28	6-9	3-4	7	1	15	Hill	37	5-10	1-4	1	5	11	Bacote	26	2-7	4-4	3	2	9	Palmore	31	3-10	4-4	5	4	10	Clark	28	4-5	0-0	1	0	10	Batten	13	0-2	0-0	1	0	0	Ross	15	2-3	0-0	2	1	4	Larsen	22	3-8	0-0	4	1	6	Team				7			TOTALS	200	25-54	12-16	31	14	65	 VIRGINIA <table style="width: 100%; border-collapse: collapse;"> <thead> <tr> <th></th> <th>MIN</th> <th>FG</th> <th>FT</th> <th>Reb</th> <th>A</th> <th>TP</th> </tr> </thead> <tbody> <tr><td>Jespersion</td><td>33</td><td>1-5</td><td>0-0</td><td>4</td><td>2</td><td>3</td></tr> <tr><td>Jones</td><td>25</td><td>1-2</td><td>2-2</td><td>4</td><td>3</td><td>4</td></tr> <tr><td>Harris</td><td>33</td><td>6-15</td><td>2-2</td><td>3</td><td>2</td><td>18</td></tr> <tr><td>Mitchell</td><td>33</td><td>3-10</td><td>2-3</td><td>9</td><td>2</td><td>8</td></tr> <tr><td>Atkins</td><td>22</td><td>2-6</td><td>0-0</td><td>4</td><td>0</td><td>4</td></tr> <tr><td>Bowman</td><td>0+</td><td>0-0</td><td>0-0</td><td>0</td><td>0</td><td>0</td></tr> <tr><td>Barnette</td><td>11</td><td>1-4</td><td>0-0</td><td>0</td><td>2</td><td>3</td></tr> <tr><td>Tobey</td><td>9</td><td>3-3</td><td>0-1</td><td>0</td><td>1</td><td>6</td></tr> <tr><td>Nolte</td><td>23</td><td>4-7</td><td>4-5</td><td>3</td><td>0</td><td>15</td></tr> <tr><td>Anderson</td><td>11</td><td>0-1</td><td>0-0</td><td>2</td><td>2</td><td>0</td></tr> <tr><td>Team</td><td></td><td></td><td></td><td>3</td><td></td><td></td></tr> <tr> <td>TOTALS</td> <td>200</td> <td>21-53</td> <td>10-13</td> <td>32</td> <td>13</td> <td>61</td> </tr> </tbody> </table> <p>Percentages: FG- 39.6 FT- 76.9 3FG- (Jespersion 1-3, Jones 0-1, Harris 4-9, Barnette 1-3, Nolte 3-5) Turnovers - 8 (Jones 1, Harris 2, Mitchell 1, Atkins 2, Barnette 1, Tobey 1) Steals- 1 (Atkins 1) Blocks- 7 (Harris 1, Mitchell 1, Atkins 2, Tobey 1, Nolte 1, Anderson 1)</p>		MIN	FG	FT	Reb	A	TP	Jespersion	33	1-5	0-0	4	2	3	Jones	25	1-2	2-2	4	3	4	Harris	33	6-15	2-2	3	2	18	Mitchell	33	3-10	2-3	9	2	8	Atkins	22	2-6	0-0	4	0	4	Bowman	0+	0-0	0-0	0	0	0	Barnette	11	1-4	0-0	0	2	3	Tobey	9	3-3	0-1	0	1	6	Nolte	23	4-7	4-5	3	0	15	Anderson	11	0-1	0-0	2	2	0	Team				3			TOTALS	200	21-53	10-13	32	13	61
	MIN	FG	FT	Reb	A	TP																																																																																																																																																																																																																																																																																																																																																																									
Reddic	25	3-7	2-2	5	0	8																																																																																																																																																																																																																																																																																																																																																																									
Graham	32	7-13	8-12	9	2	23																																																																																																																																																																																																																																																																																																																																																																									
Weber	31	1-4	6-8	9	10	8																																																																																																																																																																																																																																																																																																																																																																									
Brandenberg	24	3-7	2-2	4	4	9																																																																																																																																																																																																																																																																																																																																																																									
Daniels	26	8-16	0-0	1	0	24																																																																																																																																																																																																																																																																																																																																																																									
Okerefor	5	1-2	0-0	0	1	3																																																																																																																																																																																																																																																																																																																																																																									
Theus	16	0-1	0-0	0	1	0																																																																																																																																																																																																																																																																																																																																																																									
Guest	10	1-3	0-2	0	0	2																																																																																																																																																																																																																																																																																																																																																																									
Tuoyo	9	0-0	0-0	0	1	0																																																																																																																																																																																																																																																																																																																																																																									
Johnson	11	0-2	0-0	0	0	0																																																																																																																																																																																																																																																																																																																																																																									
Haley	7	1-1	2-3	1	0	4																																																																																																																																																																																																																																																																																																																																																																									
Hinton	4	1-1	0-0	1	0	2																																																																																																																																																																																																																																																																																																																																																																									
Team				3																																																																																																																																																																																																																																																																																																																																																																											
TOTALS	200	26-57	20-29	33	19	83																																																																																																																																																																																																																																																																																																																																																																									
	MIN	FG	FT	Reb	A	TP																																																																																																																																																																																																																																																																																																																																																																									
Spurlock	34	1-4	5-6	8	3	7																																																																																																																																																																																																																																																																																																																																																																									
Wilson	31	4-7	2-2	6	1	14																																																																																																																																																																																																																																																																																																																																																																									
Clanton	25	4-6	7-10	2	0	15																																																																																																																																																																																																																																																																																																																																																																									
Sykes	39	5-12	4-5	7	7	14																																																																																																																																																																																																																																																																																																																																																																									
Newel	37	6-9	1-2	2	2	17																																																																																																																																																																																																																																																																																																																																																																									
Walker	9	0-1	0-0	1	1	0																																																																																																																																																																																																																																																																																																																																																																									
Days	0+	0-0	0-0	0	0	0																																																																																																																																																																																																																																																																																																																																																																									
Williams	6	0-1	0-0	0	0	0																																																																																																																																																																																																																																																																																																																																																																									
Karell	9	2-2	0-0	1	0	4																																																																																																																																																																																																																																																																																																																																																																									
Blair	10	2-2	0-0	0	0	4																																																																																																																																																																																																																																																																																																																																																																									
Team				1																																																																																																																																																																																																																																																																																																																																																																											
TOTALS	200	24-44	19-25	28	14	75																																																																																																																																																																																																																																																																																																																																																																									
	MIN	FG	FT	Reb	A	TP																																																																																																																																																																																																																																																																																																																																																																									
Painter	28	6-9	3-4	7	1	15																																																																																																																																																																																																																																																																																																																																																																									
Hill	37	5-10	1-4	1	5	11																																																																																																																																																																																																																																																																																																																																																																									
Bacote	26	2-7	4-4	3	2	9																																																																																																																																																																																																																																																																																																																																																																									
Palmore	31	3-10	4-4	5	4	10																																																																																																																																																																																																																																																																																																																																																																									
Clark	28	4-5	0-0	1	0	10																																																																																																																																																																																																																																																																																																																																																																									
Batten	13	0-2	0-0	1	0	0																																																																																																																																																																																																																																																																																																																																																																									
Ross	15	2-3	0-0	2	1	4																																																																																																																																																																																																																																																																																																																																																																									
Larsen	22	3-8	0-0	4	1	6																																																																																																																																																																																																																																																																																																																																																																									
Team				7																																																																																																																																																																																																																																																																																																																																																																											
TOTALS	200	25-54	12-16	31	14	65																																																																																																																																																																																																																																																																																																																																																																									
	MIN	FG	FT	Reb	A	TP																																																																																																																																																																																																																																																																																																																																																																									
Jespersion	33	1-5	0-0	4	2	3																																																																																																																																																																																																																																																																																																																																																																									
Jones	25	1-2	2-2	4	3	4																																																																																																																																																																																																																																																																																																																																																																									
Harris	33	6-15	2-2	3	2	18																																																																																																																																																																																																																																																																																																																																																																									
Mitchell	33	3-10	2-3	9	2	8																																																																																																																																																																																																																																																																																																																																																																									
Atkins	22	2-6	0-0	4	0	4																																																																																																																																																																																																																																																																																																																																																																									
Bowman	0+	0-0	0-0	0	0	0																																																																																																																																																																																																																																																																																																																																																																									
Barnette	11	1-4	0-0	0	2	3																																																																																																																																																																																																																																																																																																																																																																									
Tobey	9	3-3	0-1	0	1	6																																																																																																																																																																																																																																																																																																																																																																									
Nolte	23	4-7	4-5	3	0	15																																																																																																																																																																																																																																																																																																																																																																									
Anderson	11	0-1	0-0	2	2	0																																																																																																																																																																																																																																																																																																																																																																									
Team				3																																																																																																																																																																																																																																																																																																																																																																											
TOTALS	200	21-53	10-13	32	13	61																																																																																																																																																																																																																																																																																																																																																																									
OLD DOMINION <table style="width: 100%; border-collapse: collapse;"> <thead> <tr> <th></th> <th>MIN</th> <th>FG</th> <th>FT</th> <th>Reb</th> <th>A</th> <th>TP</th> </tr> </thead> <tbody> <tr><td>Painter</td><td>34</td><td>7-15</td><td>11-14</td><td>10</td><td>1</td><td>26</td></tr> <tr><td>Larsen</td><td>20</td><td>2-8</td><td>0-1</td><td>7</td><td>0</td><td>4</td></tr> <tr><td>Batten</td><td>14</td><td>0-3</td><td>0-1</td><td>2</td><td>1</td><td>0</td></tr> <tr><td>Clark</td><td>19</td><td>3-6</td><td>0-0</td><td>2</td><td>1</td><td>8</td></tr> <tr><td>Hill</td><td>33</td><td>6-9</td><td>1-2</td><td>2</td><td>6</td><td>13</td></tr> <tr><td>Wright</td><td>17</td><td>1-6</td><td>2-4</td><td>3</td><td>0</td><td>4</td></tr> <tr><td>Bacote</td><td>30</td><td>2-7</td><td>1-2</td><td>4</td><td>1</td><td>5</td></tr> <tr><td>Palmore</td><td>21</td><td>2-4</td><td>2-4</td><td>8</td><td>1</td><td>6</td></tr> <tr><td>Ross</td><td>12</td><td>2-2</td><td>0-0</td><td>2</td><td>1</td><td>4</td></tr> <tr><td>Team</td><td></td><td></td><td></td><td>3</td><td></td><td></td></tr> <tr> <td>TOTALS</td> <td>200</td> <td>25-60</td> <td>17-28</td> <td>43</td> <td>12</td> <td>70</td> </tr> </tbody> </table> <p>Percentages: FG- 41.7 FT- 60.0 3FG- 25.0 (Painter 1-1, Larsen 0-1, Batten 0-2, Clark 2-3, Hill 0-2, Wright 0-1, Bacote 0-2) Turnovers - 15 (Clark 2, Hill 4, Wright 3, Bacote 2, Palmore 3) Steals - 9 (Larsen 1, Hill 4, Bacote 1, Palmore 2, Ross 1) Blocks - 2 (Clark 1, Hill 1)</p>		MIN	FG	FT	Reb	A	TP	Painter	34	7-15	11-14	10	1	26	Larsen	20	2-8	0-1	7	0	4	Batten	14	0-3	0-1	2	1	0	Clark	19	3-6	0-0	2	1	8	Hill	33	6-9	1-2	2	6	13	Wright	17	1-6	2-4	3	0	4	Bacote	30	2-7	1-2	4	1	5	Palmore	21	2-4	2-4	8	1	6	Ross	12	2-2	0-0	2	1	4	Team				3			TOTALS	200	25-60	17-28	43	12	70	OLD DOMINION <table style="width: 100%; border-collapse: collapse;"> <thead> <tr> <th></th> <th>MIN</th> <th>FG</th> <th>FT</th> <th>Reb</th> <th>A</th> <th>TP</th> </tr> </thead> <tbody> <tr><td>Wright</td><td>21</td><td>1-3</td><td>4-4</td><td>5</td><td>1</td><td>16</td></tr> <tr><td>Painter</td><td>25</td><td>6-10</td><td>0-0</td><td>5</td><td>0</td><td>13</td></tr> <tr><td>Bacote</td><td>30</td><td>6-11</td><td>1-2</td><td>1</td><td>3</td><td>19</td></tr> <tr><td>Palmore</td><td>24</td><td>2-7</td><td>1-2</td><td>2</td><td>5</td><td>5</td></tr> <tr><td>Hill</td><td>36</td><td>5-10</td><td>2-2</td><td>3</td><td>5</td><td>14</td></tr> <tr><td>Batten</td><td>13</td><td>0-4</td><td>3-4</td><td>2</td><td>0</td><td>3</td></tr> <tr><td>Clark</td><td>18</td><td>1-4</td><td>1-2</td><td>2</td><td>1</td><td>3</td></tr> <tr><td>Ross</td><td>26</td><td>4-4</td><td>0-0</td><td>7</td><td>1</td><td>8</td></tr> <tr><td>Larsen</td><td>7</td><td>0-1</td><td>0-0</td><td>1</td><td>1</td><td>1</td></tr> <tr><td>Team</td><td></td><td></td><td></td><td>1</td><td></td><td></td></tr> <tr> <td>TOTALS</td> <td>200</td> <td>25-54</td> <td>12-16</td> <td>28</td> <td>17</td> <td>71</td> </tr> </tbody> </table> <p>Percentages: FG- 46.3 FT- 75.0 3FG- (Wright 0-0, Painter 1-2, Bacote 6-8, Palmore 0-0, Hill 2-5, Batten 0-2, Clark 0-2, Ross 0-0, Larsen 0-1) Turnovers - 14 (Wright 3, Painter 1, Bacote 3, Palmore 1, Hill 2, Batten 1, Clark 1, Larsen 1) Steals- 10 (Wright 2, Painter 1, Palmore 4, Hill 1, Batten 1, Ross 1) Blocks- 3 (Hill 1, Ross 2)</p>		MIN	FG	FT	Reb	A	TP	Wright	21	1-3	4-4	5	1	16	Painter	25	6-10	0-0	5	0	13	Bacote	30	6-11	1-2	1	3	19	Palmore	24	2-7	1-2	2	5	5	Hill	36	5-10	2-2	3	5	14	Batten	13	0-4	3-4	2	0	3	Clark	18	1-4	1-2	2	1	3	Ross	26	4-4	0-0	7	1	8	Larsen	7	0-1	0-0	1	1	1	Team				1			TOTALS	200	25-54	12-16	28	17	71	Coll. of Charleston <table style="width: 100%; border-collapse: collapse;"> <thead> <tr> <th></th> <th>MIN</th> <th>FG</th> <th>FT</th> <th>Reb</th> <th>A</th> <th>TP</th> </tr> </thead> <tbody> <tr><td>Baru</td><td>33</td><td>8-8</td><td>4-5</td><td>9</td><td>1</td><td>20</td></tr> <tr><td>Thomas</td><td>29</td><td>5-7</td><td>1-3</td><td>2</td><td>4</td><td>13</td></tr> <tr><td>Hall</td><td>20</td><td>2-5</td><td>2-2</td><td>7</td><td>3</td><td>6</td></tr> <tr><td>Lawrence</td><td>35</td><td>4-10</td><td>6-9</td><td>4</td><td>6</td><td>17</td></tr> <tr><td>Stitt</td><td>34</td><td>2-8</td><td>0-0</td><td>2</td><td>3</td><td>6</td></tr> <tr><td>Sundberg</td><td>3</td><td>0-0</td><td>0-0</td><td>1</td><td>0</td><td>0</td></tr> <tr><td>Branim</td><td>1</td><td>1-1</td><td>0-0</td><td>1</td><td>0</td><td>2</td></tr> <tr><td>N. Johnson</td><td>17</td><td>1-2</td><td>0-0</td><td>0</td><td>0</td><td>3</td></tr> <tr><td>Benton</td><td>1</td><td>0-1</td><td>0-0</td><td>0</td><td>0</td><td>0</td></tr> <tr><td>T. Johnson</td><td>5</td><td>1-2</td><td>0-0</td><td>1</td><td>0</td><td>2</td></tr> <tr><td>Cooke</td><td>1</td><td>0-1</td><td>0-0</td><td>0</td><td>0</td><td>0</td></tr> <tr><td>Dixon</td><td>2</td><td>0-1</td><td>0-0</td><td>0</td><td>0</td><td>0</td></tr> <tr><td>Bowne</td><td>1</td><td>0-0</td><td>0-0</td><td>0</td><td>0</td><td>0</td></tr> <tr><td>Wiedeman</td><td>18</td><td>2-3</td><td>3-4</td><td>1</td><td>1</td><td>7</td></tr> <tr><td>Team</td><td></td><td></td><td></td><td>1</td><td></td><td></td></tr> <tr> <td>TOTALS</td> <td>200</td> <td>26-49</td> <td>16-23</td> <td>29</td> <td>18</td> <td>76</td> </tr> </tbody> </table> <p>Percentages: FG- 53.1 FT- 69.6 3FG- (Thomas 2-2, Lawrence 3-7, Stitt 2-5, N. Johnson 1-2, Benton 0-1, T. Johnson 0-1, Cooke 0-1, Dixon 0-1) Turnovers - 15 (Baru 1, Thomas 3, Hall 1, Lawrence 3, Stitt 1, Sundberg 1, Benton 1, T. Johnson 1, Cooke 1, Dixon 1, Wiedeman 1) Steals- 7 (Thomas 1, Lawrence 5, N. Johnson 1) Blocks - 6 (Baru 1, Thomas 3, Dixon 1, Wiedeman 1)</p>		MIN	FG	FT	Reb	A	TP	Baru	33	8-8	4-5	9	1	20	Thomas	29	5-7	1-3	2	4	13	Hall	20	2-5	2-2	7	3	6	Lawrence	35	4-10	6-9	4	6	17	Stitt	34	2-8	0-0	2	3	6	Sundberg	3	0-0	0-0	1	0	0	Branim	1	1-1	0-0	1	0	2	N. Johnson	17	1-2	0-0	0	0	3	Benton	1	0-1	0-0	0	0	0	T. Johnson	5	1-2	0-0	1	0	2	Cooke	1	0-1	0-0	0	0	0	Dixon	2	0-1	0-0	0	0	0	Bowne	1	0-0	0-0	0	0	0	Wiedeman	18	2-3	3-4	1	1	7	Team				1			TOTALS	200	26-49	16-23	29	18	76	OLD DOMINION <table style="width: 100%; border-collapse: collapse;"> <thead> <tr> <th></th> <th>MIN</th> <th>FG</th> <th>FT</th> <th>Reb</th> <th>A</th> <th>TP</th> </tr> </thead> <tbody> <tr><td>Bacote</td><td>33</td><td>5-10</td><td>4-5</td><td>6</td><td>4</td><td>17</td></tr> <tr><td>Painter</td><td>34</td><td>4-11</td><td>3-6</td><td>11</td><td>1</td><td>11</td></tr> <tr><td>Clark</td><td>31</td><td>0-4</td><td>0-0</td><td>0</td><td>1</td><td>0</td></tr> <tr><td>Ross</td><td>24</td><td>0-3</td><td>0-0</td><td>9</td><td>0</td><td>0</td></tr> <tr><td>Hill</td><td>38</td><td>3-11</td><td>5-6</td><td>5</td><td>3</td><td>12</td></tr> <tr><td>Batten</td><td>28</td><td>8-13</td><td>2-2</td><td>2</td><td>1</td><td>23</td></tr> <tr><td>McEwen</td><td>2</td><td>0-0</td><td>0-0</td><td>0</td><td>0</td><td>0</td></tr> <tr><td>Larsen</td><td>11</td><td>0-0</td><td>0-0</td><td>3</td><td>0</td><td>0</td></tr> <tr><td>Team</td><td></td><td></td><td></td><td>3</td><td></td><td></td></tr> <tr> <td>TOTALS</td> <td>200</td> <td>20-52</td> <td>14-19</td> <td>39</td> <td>10</td> <td>63</td> </tr> </tbody> </table> <p>Percentages: FG- 38.5 FT- 73.7 3FG- (Bacote 3-8, Clark 0-3, Hill 1-5, Batten 5-9) Turnovers - 7 (Bacote 1, Clark 1, Hill 1, Batten 1, Larsen, Team 1) Steals- 3 (Clark 1, Hill 1, Batten 1) Blocks - 3 (Ross 1, Hill 2)</p>		MIN	FG	FT	Reb	A	TP	Bacote	33	5-10	4-5	6	4	17	Painter	34	4-11	3-6	11	1	11	Clark	31	0-4	0-0	0	1	0	Ross	24	0-3	0-0	9	0	0	Hill	38	3-11	5-6	5	3	12	Batten	28	8-13	2-2	2	1	23	McEwen	2	0-0	0-0	0	0	0	Larsen	11	0-0	0-0	3	0	0	Team				3			TOTALS	200	20-52	14-19	39	10	63
	MIN	FG	FT	Reb	A	TP																																																																																																																																																																																																																																																																																																																																																																									
Painter	34	7-15	11-14	10	1	26																																																																																																																																																																																																																																																																																																																																																																									
Larsen	20	2-8	0-1	7	0	4																																																																																																																																																																																																																																																																																																																																																																									
Batten	14	0-3	0-1	2	1	0																																																																																																																																																																																																																																																																																																																																																																									
Clark	19	3-6	0-0	2	1	8																																																																																																																																																																																																																																																																																																																																																																									
Hill	33	6-9	1-2	2	6	13																																																																																																																																																																																																																																																																																																																																																																									
Wright	17	1-6	2-4	3	0	4																																																																																																																																																																																																																																																																																																																																																																									
Bacote	30	2-7	1-2	4	1	5																																																																																																																																																																																																																																																																																																																																																																									
Palmore	21	2-4	2-4	8	1	6																																																																																																																																																																																																																																																																																																																																																																									
Ross	12	2-2	0-0	2	1	4																																																																																																																																																																																																																																																																																																																																																																									
Team				3																																																																																																																																																																																																																																																																																																																																																																											
TOTALS	200	25-60	17-28	43	12	70																																																																																																																																																																																																																																																																																																																																																																									
	MIN	FG	FT	Reb	A	TP																																																																																																																																																																																																																																																																																																																																																																									
Wright	21	1-3	4-4	5	1	16																																																																																																																																																																																																																																																																																																																																																																									
Painter	25	6-10	0-0	5	0	13																																																																																																																																																																																																																																																																																																																																																																									
Bacote	30	6-11	1-2	1	3	19																																																																																																																																																																																																																																																																																																																																																																									
Palmore	24	2-7	1-2	2	5	5																																																																																																																																																																																																																																																																																																																																																																									
Hill	36	5-10	2-2	3	5	14																																																																																																																																																																																																																																																																																																																																																																									
Batten	13	0-4	3-4	2	0	3																																																																																																																																																																																																																																																																																																																																																																									
Clark	18	1-4	1-2	2	1	3																																																																																																																																																																																																																																																																																																																																																																									
Ross	26	4-4	0-0	7	1	8																																																																																																																																																																																																																																																																																																																																																																									
Larsen	7	0-1	0-0	1	1	1																																																																																																																																																																																																																																																																																																																																																																									
Team				1																																																																																																																																																																																																																																																																																																																																																																											
TOTALS	200	25-54	12-16	28	17	71																																																																																																																																																																																																																																																																																																																																																																									
	MIN	FG	FT	Reb	A	TP																																																																																																																																																																																																																																																																																																																																																																									
Baru	33	8-8	4-5	9	1	20																																																																																																																																																																																																																																																																																																																																																																									
Thomas	29	5-7	1-3	2	4	13																																																																																																																																																																																																																																																																																																																																																																									
Hall	20	2-5	2-2	7	3	6																																																																																																																																																																																																																																																																																																																																																																									
Lawrence	35	4-10	6-9	4	6	17																																																																																																																																																																																																																																																																																																																																																																									
Stitt	34	2-8	0-0	2	3	6																																																																																																																																																																																																																																																																																																																																																																									
Sundberg	3	0-0	0-0	1	0	0																																																																																																																																																																																																																																																																																																																																																																									
Branim	1	1-1	0-0	1	0	2																																																																																																																																																																																																																																																																																																																																																																									
N. Johnson	17	1-2	0-0	0	0	3																																																																																																																																																																																																																																																																																																																																																																									
Benton	1	0-1	0-0	0	0	0																																																																																																																																																																																																																																																																																																																																																																									
T. Johnson	5	1-2	0-0	1	0	2																																																																																																																																																																																																																																																																																																																																																																									
Cooke	1	0-1	0-0	0	0	0																																																																																																																																																																																																																																																																																																																																																																									
Dixon	2	0-1	0-0	0	0	0																																																																																																																																																																																																																																																																																																																																																																									
Bowne	1	0-0	0-0	0	0	0																																																																																																																																																																																																																																																																																																																																																																									
Wiedeman	18	2-3	3-4	1	1	7																																																																																																																																																																																																																																																																																																																																																																									
Team				1																																																																																																																																																																																																																																																																																																																																																																											
TOTALS	200	26-49	16-23	29	18	76																																																																																																																																																																																																																																																																																																																																																																									
	MIN	FG	FT	Reb	A	TP																																																																																																																																																																																																																																																																																																																																																																									
Bacote	33	5-10	4-5	6	4	17																																																																																																																																																																																																																																																																																																																																																																									
Painter	34	4-11	3-6	11	1	11																																																																																																																																																																																																																																																																																																																																																																									
Clark	31	0-4	0-0	0	1	0																																																																																																																																																																																																																																																																																																																																																																									
Ross	24	0-3	0-0	9	0	0																																																																																																																																																																																																																																																																																																																																																																									
Hill	38	3-11	5-6	5	3	12																																																																																																																																																																																																																																																																																																																																																																									
Batten	28	8-13	2-2	2	1	23																																																																																																																																																																																																																																																																																																																																																																									
McEwen	2	0-0	0-0	0	0	0																																																																																																																																																																																																																																																																																																																																																																									
Larsen	11	0-0	0-0	3	0	0																																																																																																																																																																																																																																																																																																																																																																									
Team				3																																																																																																																																																																																																																																																																																																																																																																											
TOTALS	200	20-52	14-19	39	10	63																																																																																																																																																																																																																																																																																																																																																																									
VCU 43 40 83 ODU 30 40 70 ATT: 8,080 Officials: Gladden, Walton, & Clinton	UCF 36 39 75 ODU 30 41 71 ATT: 6,313 Officials: Karl Hess, Ray Natilli, Bryan Kersey	Coll. of Charleston ODU 28 37 65 CofC 28 48 76 ATT: 3,418 Officials: Doug Shows, Timothy Nestor, Glen Tuitt	Virginia UVA 25 36 61 ODU 20 43 63 ATT: 6,944 Officials:																																																																																																																																																																																																																																																																																																																																																																												
December 29, 2012 Constant Center * Norfolk, VA FAIRFIELD 55 OLD DOMINION 54																																																																																																																																																																																																																																																																																																																																																																															
FAIRFIELD <table style="width: 100%; border-collapse: collapse;"> <thead> <tr> <th></th> <th>MIN</th> <th>FG</th> <th>FT</th> <th>Reb</th> <th>A</th> <th>TP</th> </tr> </thead> <tbody> <tr><td>Gilbert</td><td>32</td><td>3-4</td><td>1-1</td><td>10</td><td>0</td><td>8</td></tr> <tr><td>Sidibe</td><td>24</td><td>5-6</td><td>0-0</td><td>1</td><td>0</td><td>10</td></tr> <tr><td>Matthews</td><td>23</td><td>3-9</td><td>1-1</td><td>4</td><td>2</td><td>7</td></tr> <tr><td>Needham</td><td>28</td><td>3-12</td><td>0-2</td><td>1</td><td>2</td><td>8</td></tr> <tr><td>Nickerson</td><td>32</td><td>3-7</td><td>2-4</td><td>3</td><td>3</td><td>8</td></tr> <tr><td>Jenkins</td><td>4</td><td>0-0</td><td>0-0</td><td>0</td><td>0</td><td>0</td></tr> <tr><td>Wade</td><td>24</td><td>1-5</td><td>0-0</td><td>2</td><td>3</td><td>3</td></tr> <tr><td>Barrow</td><td>18</td><td>3-5</td><td>1-1</td><td>1</td><td>0</td><td>7</td></tr> <tr><td>Johnson</td><td>10</td><td>1-1</td><td>0-1</td><td>1</td><td>0</td><td>2</td></tr> <tr><td>Mikulic</td><td>5</td><td>1-2</td><td>0-0</td><td>0</td><td>0</td><td>2</td></tr> <tr><td>Team</td><td></td><td></td><td></td><td>3</td><td></td><td></td></tr> <tr> <td>TOTALS</td> <td>200</td> <td>23-51</td> <td>5-10</td> <td>26</td> <td>9</td> <td>55</td> </tr> </tbody> </table> <p>Percentages: FG- 45.1 FT- 50.0 3FG- (Gilbert 1-2, Needham 2-7, Nickerson 0-1, Wade 1-3, Mikulic 0-1) Turnovers - 9 (Gilbert 2, Sidibe 2, Matthews 1, Needham 1, Nickerson 1, Jenkins 1, Johnson 1) Steals- 8 (Nickerson 3, Gilbert 2, Matthews 2, Wade 1) Blocks - 6 (Gilbert 2, Matthews 2, Nickerson 1, Johnson 1)</p>		MIN	FG	FT	Reb	A	TP	Gilbert	32	3-4	1-1	10	0	8	Sidibe	24	5-6	0-0	1	0	10	Matthews	23	3-9	1-1	4	2	7	Needham	28	3-12	0-2	1	2	8	Nickerson	32	3-7	2-4	3	3	8	Jenkins	4	0-0	0-0	0	0	0	Wade	24	1-5	0-0	2	3	3	Barrow	18	3-5	1-1	1	0	7	Johnson	10	1-1	0-1	1	0	2	Mikulic	5	1-2	0-0	0	0	2	Team				3			TOTALS	200	23-51	5-10	26	9	55																																																																																																																																																																																																																																																																																				
	MIN	FG	FT	Reb	A	TP																																																																																																																																																																																																																																																																																																																																																																									
Gilbert	32	3-4	1-1	10	0	8																																																																																																																																																																																																																																																																																																																																																																									
Sidibe	24	5-6	0-0	1	0	10																																																																																																																																																																																																																																																																																																																																																																									
Matthews	23	3-9	1-1	4	2	7																																																																																																																																																																																																																																																																																																																																																																									
Needham	28	3-12	0-2	1	2	8																																																																																																																																																																																																																																																																																																																																																																									
Nickerson	32	3-7	2-4	3	3	8																																																																																																																																																																																																																																																																																																																																																																									
Jenkins	4	0-0	0-0	0	0	0																																																																																																																																																																																																																																																																																																																																																																									
Wade	24	1-5	0-0	2	3	3																																																																																																																																																																																																																																																																																																																																																																									
Barrow	18	3-5	1-1	1	0	7																																																																																																																																																																																																																																																																																																																																																																									
Johnson	10	1-1	0-1	1	0	2																																																																																																																																																																																																																																																																																																																																																																									
Mikulic	5	1-2	0-0	0	0	2																																																																																																																																																																																																																																																																																																																																																																									
Team				3																																																																																																																																																																																																																																																																																																																																																																											
TOTALS	200	23-51	5-10	26	9	55																																																																																																																																																																																																																																																																																																																																																																									
OLD DOMINION <table style="width: 100%; border-collapse: collapse;"> <thead> <tr> <th></th> <th>MIN</th> <th>FG</th> <th>FT</th> <th>Reb</th> <th>A</th> <th>TP</th> </tr> </thead> <tbody> <tr><td>Painter</td><td>31</td><td>8-14</td><td>0-1</td><td>11</td><td>1</td><td>16</td></tr> <tr><td>Ross</td><td>27</td><td>6-8</td><td>3-3</td><td>5</td><td>1</td><td>15</td></tr> <tr><td>Bacote</td><td>31</td><td>2-5</td><td>0-0</td><td>3</td><td>5</td><td>5</td></tr> <tr><td>Clark</td><td>31</td><td>3-3</td><td>1-2</td><td>2</td><td>1</td><td>8</td></tr> <tr><td>Hill</td><td>32</td><td>1-4</td><td>3-4</td><td>6</td><td>3</td><td>5</td></tr> <tr><td>Wright</td><td>9</td><td>0-3</td><td>0-0</td><td>1</td><td>0</td><td>0</td></tr> <tr><td>Palmore</td><td>15</td><td>0-0</td><td>0-1</td><td>1</td><td>0</td><td>0</td></tr> <tr><td>Batten</td><td>21</td><td>1-8</td><td>2-3</td><td>4</td><td>1</td><td>8</td></tr> <tr><td>Larsen</td><td>3</td><td>0-0</td><td>0-0</td><td>0</td><td>0</td><td>0</td></tr> <tr><td>Team</td><td></td><td></td><td></td><td>2</td><td></td><td></td></tr> <tr> <td>TOTALS</td> <td>200</td> <td>21-45</td> <td>9-14</td> <td>35</td> <td>12</td> <td>54</td> </tr> </tbody> </table> <p>Percentages: FG- 46.7 FT- 64.3 3FG- (Painter 0-0, Ross 0-0, Bacote 1-2, Clark 1-1, Hill 0-2, Wright 0-1, Palmore 0-0, Batten 1-3, Larsen 0-0) Turnovers - 15 (Ross 5, Bacote 3, Clark 2, Hill 2, Batten 1, Larsen 1, Team 1) Steals- 6 (Bacote 3, Ross 2, Hill 1) Blocks- 8 (Painter 4, Ross 2, Hill 1, Batten 1)</p>		MIN	FG	FT	Reb	A	TP	Painter	31	8-14	0-1	11	1	16	Ross	27	6-8	3-3	5	1	15	Bacote	31	2-5	0-0	3	5	5	Clark	31	3-3	1-2	2	1	8	Hill	32	1-4	3-4	6	3	5	Wright	9	0-3	0-0	1	0	0	Palmore	15	0-0	0-1	1	0	0	Batten	21	1-8	2-3	4	1	8	Larsen	3	0-0	0-0	0	0	0	Team				2			TOTALS	200	21-45	9-14	35	12	54																																																																																																																																																																																																																																																																																											
	MIN	FG	FT	Reb	A	TP																																																																																																																																																																																																																																																																																																																																																																									
Painter	31	8-14	0-1	11	1	16																																																																																																																																																																																																																																																																																																																																																																									
Ross	27	6-8	3-3	5	1	15																																																																																																																																																																																																																																																																																																																																																																									
Bacote	31	2-5	0-0	3	5	5																																																																																																																																																																																																																																																																																																																																																																									
Clark	31	3-3	1-2	2	1	8																																																																																																																																																																																																																																																																																																																																																																									
Hill	32	1-4	3-4	6	3	5																																																																																																																																																																																																																																																																																																																																																																									
Wright	9	0-3	0-0	1	0	0																																																																																																																																																																																																																																																																																																																																																																									
Palmore	15	0-0	0-1	1	0	0																																																																																																																																																																																																																																																																																																																																																																									
Batten	21	1-8	2-3	4	1	8																																																																																																																																																																																																																																																																																																																																																																									
Larsen	3	0-0	0-0	0	0	0																																																																																																																																																																																																																																																																																																																																																																									
Team				2																																																																																																																																																																																																																																																																																																																																																																											
TOTALS	200	21-45	9-14	35	12	54																																																																																																																																																																																																																																																																																																																																																																									
FAIR 27 28 55 ODU 26 28 54 ATT: 6,032 Officials: Jim Bruno, Gary Pucino, Robert Adams																																																																																																																																																																																																																																																																																																																																																																															

OLD DOMINION MONARCHS
OLD DOMINION Combined Team Statistics (as of Dec 29, 2012)
All games

RECORD:	OVERALL	HOME	AWAY	NEUTRAL
ALL GAMES	2-11	1-7	0-4	1-0
CONFERENCE	0-1	0-0	0-1	0-0
NON-CONFERENCE	2-10	1-7	0-3	1-0

##	Player	gp-gs	min	avg	Total		3-Point		F-Throw		Rebounds					pts	avg						
					fg-fga	fg%	3fg-fga	3fg%	ft-fa	ft%	off	def	tot	avg	pf			dq	a	to	blk	stl	
11	Painter, DeShawn	13-10	350	26.9	59-131	.450	3-8	.375	26-43	.605	42	61	103	7.9	33	0	9	17	12	6	147	11.3	
25	Hill, Donte	13-13	429	33.0	42-108	.389	10-44	.227	35-55	.636	18	39	57	4.4	30	1	37	28	10	24	129	9.9	
04	Batten, Dimitri	13-5	269	20.7	35-99	.354	17-55	.309	20-33	.606	4	32	36	2.8	33	1	16	15	2	7	107	8.2	
02	Bacote, Aaron	13-7	320	24.6	34-85	.400	18-49	.367	19-29	.655	12	20	32	2.5	31	0	33	32	1	13	105	8.1	
03	Palmore, Keenan	12-8	301	25.1	32-74	.432	1-1	1.000	28-36	.778	24	34	58	4.8	36	0	35	22	2	22	93	7.8	
01	Wright, Nick	11-7	253	23.0	22-78	.282	4-21	.190	24-30	.800	19	30	49	4.5	17	0	7	17	6	7	72	6.5	
23	Ross, Richard	13-6	256	19.7	35-59	.593	0-0	.000	5-6	.833	36	29	65	5.0	25	0	8	20	11	8	75	5.8	
15	Clark, Deion	13-6	267	20.5	26-57	.456	7-25	.280	5-8	.625	7	11	18	1.4	26	0	16	17	2	7	64	4.9	
40	Larsen, Anton	13-3	154	11.8	15-40	.375	1-9	.111	0-1	.000	8	23	31	2.4	13	0	3	8	3	5	31	2.4	
21	McEwen, Stuart	2-0	2	1.0	0-0	.000	0-0	.000	0-0	.000	0	0	0	0.0	2	0	0	0	0	0	0	0.0	
Team											28	17	45										
Total.....		13	2601		300-731	.410	61-212	.288	162-241	.672	198	296	494	38.0	246	2	164	185	49	99	823	63.3	
Opponents.....		13	2600		325-696	.467	104-265	.392	155-240	.646	135	272	407	31.3	221	-	197	166	59	84	909	69.9	

TEAM STATISTICS	ODU	OPP	Date	Opponent	Score	Att.
SCORING	823	909	11-9-12	HOLY CROSS	L 45-46	7283
Points per game	63.3	69.9	11-10-12	MORGAN STATE	w 72-61	6993
Scoring margin	-6.6	-	11-11-12	UTSA	L 70-79	6233
FIELD GOALS-ATT	300-731	325-696	11/17/12	at Cleveland State	L 55-67	1289
Field goal pct	.410	.467	11-21-12	VMI	L 71-76	6801
3 POINT FG-ATT	61-212	104-265	11/24/12	at Murray State	L 72-79	4745
3-point FG pct	.288	.392	* 12/1/12	at William & Mary	L 62-71	3106
3-pt FG made per game	4.7	8.0	12-4-12	RICHMOND	L 53-80	6797
FREE THROWS-ATT	162-241	155-240	12-7-12	VCU	L 70-83	8080
Free throw pct	.672	.646	12-14-12	UCF	L 71-75	6313
F-Throws made per game	12.5	11.9	12/18/12	at Coll. of Charleston	L 65-76	3418
REBOUNDS	494	407	12/22/12	vs Virginia	w 63-61	6944
Rebounds per game	38.0	31.3	12-29-12	FAIRFIELD	L 54-55	6032
Rebounding margin	+6.7	-				
ASSISTS	164	197	* - Conference game			
Assists per game	12.6	15.2				
TURNOVERS	185	166				
Turnovers per game	14.2	12.8				
Turnover margin	-1.5	-				
Assist/turnover ratio	0.9	1.2				
STEALS	99	84				
Steals per game	7.6	6.5				
BLOCKS	49	59				
Blocks per game	3.8	4.5				
ATTENDANCE	54532	19502				
Home games-Avg/Game	8-6816	4-3140				
Neutral site-Avg/Game	-	1-6944				

Score by Periods	1st	2nd	Totals
OLD DOMINION	366	457	823
Opponents	430	479	909