

# BRING THE REIGN

**Week Three:  
Old Dominion Monarchs (2-0, 0-0 CAA) vs. Hampton Pirates (2-0, 0-0 MEAC)**

**Saturday, September 17, 2011  
Foreman Field at S.B. Ballard Stadium • Norfolk, Va.  
6:00 p.m. - Kick**

## Old Dominion Schedule/Results:

Sat. Sept. 3	Campbell.....	W, 41-14
Sat. Sept. 10	at Georgia State.....	W, 40-17
Sat. Sept. 17	<b>Hampton.....</b>	<b>6:00 p.m.</b>
Sat. Sept. 24	at Delaware *.....	Noon
Sat. Oct. 1	<b>Massachusetts * #.....</b>	<b>7:00 p.m.</b>
Sat. Oct. 8	at Rhode Island *.....	1:00 p.m.
Sat. Oct. 15	<b>Towson * ^.....</b>	<b>3:30 p.m.</b>
Sat. Oct. 22	at Villanova *.....	3:30 p.m.
Sat. Oct. 29	<b>James Madison *.....</b>	<b>Noon</b>
Sat. Nov. 5	<b>Richmond *.....</b>	<b>2:00 p.m.</b>
Sat. Nov. 12	at William & Mary *.....	Noon

All home games in **bold** and played at Foreman Field at S.B. Ballard Stadium. All times eastern and are subject to change.

# - Family Weekend ^ - Homecoming

## FOLLOW THE MONARCHS

### TELEVISION

Network: ..... Tape Delay - Cox11, CSN  
Play-by-Play: ..... John Castleberry  
Color: ..... William Fuller

### RADIO

Network: ..... ESPN Radio 94.1 FM  
Play-By-Play: ..... Ted Alexander  
Color Analyst: ..... Andy Mashaw  
Sideline: ..... Demetrious Means  
Pre-Game Show: ..... Rick Kiefner

*(Pre-game show begins 1 hour prior to kick)*

### INTERNET

Video: ..... www.ODUSports.Com  
..... (via Monarch Media Subscription)  
Livestats: ..... www.ODUSports.Com

### SOCIAL MEDIA

Facebook: ..... Facebook.com/ODUSports  
Twitter ..... @ODUFootball, @ODUSports



### GREAT FOR GOODWYN:

Sophomore Colby Goodwyn picked up CAA Football Offensive Player of the Week honors and was named the College Football Performance Award National Running Back of the Week after leading Old Dominion to a 40-17 win at Georgia State during week two. The sophomore carried the ball 26 times for 184 yards and a touchdown, marking the second-

highest rushing total in ODU's short program history. The yardage mark is also the highest CAA Football total since Delaware's Andrew Pierce rattled off 200 yards against Duquesne on Sept. 18 last season. Goodwyn, who also hauled in one catch for five yards, logged three rushes of 20-or-more yards in the win including a 53-yarder in the fourth quarter.

### WIN STREAK:

With the 40-17 win at Georgia State during week two, the Monarchs' extended their win streak to seven games, the seventh longest win streak among FCS teams.

Team:	League	Streak:	Last Loss:
Penn	Ivy	W 8	9/25/10 - L, 22-10 vs. Villanova
Old Dominion	Colonial	W 7	10/9/10 - L, 50-37 vs. Cal Poly
San Diego	Pioneer	W4	10/30/10 - L, 38-17 vs. Drake
Jackson St.	Southwestern	W4	11/6/10 - L, 32-30 vs. Alabama State

### BLOCK THAT KICK:

Special teams now has 14 blocks to its credit in the last three seasons.

In week two's 40-17 win at Georgia State, Alex Arain blocked his second career punt that was picked up by Blair Roberts and returned for a touchdown. Additionally, Paul Morant blocked a punt in the victory.

Edmon McClam blocked his sixth career PAT against Savannah State last season. McClam holds the FCS record for Blocked PATs in a Season (2009 - 5) and Blocked PATs in a Game (3 - Chowan). The FCS record for Blocked PATs in a Career is seven by Tim Hauck (Montana - 1987-89).

The Monarchs had two blocked punts against Hampton by former Monarchs Deron Mayo and Desmond Williams that both resulted in Monarch scores in the 28-14 win. Mayo also rushed the Pirate punter which led Hampton to punt the ball into its own player and set the Monarchs up for a touchdown run from two yards out. Hampton had not had a punt blocked since 2004.

In addition to the Hampton game, Mayo also had a blocked field goal during the first quarter vs Gardner-Webb to preserve ODU's 7-0 lead against the Runnin' Bulldogs.

Alex Arain blocked a punt, ODU's first blocked punt in history, at Monmouth during week four.

Chris Burnette also has two blocked PATs from last season.

# Old Dominion Football Media Schedule

## Monday, September 12th

Practice: None

### CAA Teleconference:

10:00 a.m. - CAA Football Update	11:00 a.m. - Jimmye Laycock, William and Mary
10:10 a.m. - Jack Cosgrove, Maine	11:10 a.m. - Rob Ambrose, Towson
10:20 a.m. - Sean McDonnell, New Hampshire	11:20 a.m. - Mickey Matthews, James Madison
10:30 a.m. - Kevin Morris, Massachusetts	11:30 a.m. - Wayne Lineburg, Richmond
10:40 a.m. - Joe Trainer, Rhode Island	11:40 a.m. - K.C. Keeler, Delaware
10:50 a.m. - Andy Talley, Villanova	<b>11:50 a.m. - Bobby Wilder, Old Dominion</b>

Audio files from each of the weekly teleconferences will be archived on The CAA Football Pressbox website via CAAFootball.com each Monday after 1 p.m. A free LIVE audio stream of each weekly teleconference will be available on CAAFootball.com beginning shortly before 10 a.m., and lasting the duration of the call. Any media members or fans tweeting comments made on the live teleconference are encouraged to use the CAA Football teleconference hashtag: #CAAFBtc.

### ODU Weekly Press Conference:

Monarch coach Bobby Wilder will meet the media from noon to 1 p.m. in the Powhatan Sports Complex's Football Team Room, located in the football office on the second floor. News conference will be available at ODUSports.com later in the afternoon.

### Breakfast With Bobby:

Va. Pilot beat reporter Rich Radford's video interview with ODU head coach Bobby Wilder can be watched at Pilonline.com, ODUBLitz.com, and HamptonRoadsTV.com.

### Tony Mercurio Show:

Head coach Bobby Wilder will be on the Tony Mercurio Show live at 3:05 pm. on ESPN Radio 94.1 FM. Fans can ask coach questions by calling the studio line at 757-687-9494.

## Tuesday, September 13th

**Coach/Student-Athlete Interviews:** 2 - 2:30 p.m. at Powhatan Sports Complex. All interviews must be arranged through ODU Sports Information. To ensure availability, please allow 24-hour notice prior to your need for a player or coach interview.

**Practice:** 4 - 6 p.m. at Powhatan Sports Complex. Please contact the Sports Information Office if you are attending practice.

## Wednesday, September 14th

**Coach/Student-Athlete Interviews:** 2 - 2:30 p.m. at Powhatan Sports Complex. All interviews must be arranged through ODU Sports Information. To ensure availability, please allow 24-hour notice prior to your need for a player or coach interview.

**Practice:** 4 - 6 p.m. at Powhatan Sports Complex. Please contact the Sports Information Office if you are attending practice.

## Thursday, September 15th

**Coach/Student-Athlete Interviews:** 2 - 2:30 p.m. at Powhatan Sports Complex. All interviews must be arranged through ODU Sports Information. To ensure availability, please allow 24-hour notice prior to your need for a player or coach interview.

**Practice:** 4 - 6 p.m. at Powhatan Sports Complex. Please contact the Sports Information Office if you are attending practice.

### Coors Light Bobby Wilder Coach's Show

The show will air live at the Buffalo Wild Wings located at 1308 Greenbrier Parkway in the Greenbrier section of Chesapeake, It can be heard live on ESPN Radio 94.1 FM and will be audio streamed over the internet on Monarch Media on ODUSports.com. Fans will have a chance to ask questions, interact with show host and "Voice of the Monarchs" Ted Alexander and head coach Bobby Wilder, and win prizes including Buffalo Wild Wings gift certificates, tickets to upcoming ODU football games, and more. Can't make it to the show...call in to ask Coach Wilder your question at 757-687-9494.

## Friday, September 16th

**Coach/Student-Athlete Interviews:** 2 - 2:30 p.m. at Powhatan Sports Complex. All interviews must be arranged through ODU Sports Information. To ensure availability, please allow 24-hour notice prior to your need for a player or coach interview.

**Practice:** 4 - 5:30 p.m. at Foreman Field. Please contact the Sports Information Office if you are attending practice.

### ODU Football Show:

The ODU Football Show of the season featuring head coach Bobby Wilder and host Bruce Rader will air this Friday recapping the Georgia State victory and looking ahead to the Hampton match-up at home in the Monarchs' final non-conference contest. The ODU Football Show will be broadcast every Friday night at 10:45 pm on FOX43 and archived on WAVY.com.





**Old Dominion Quick Facts****"The Quick Hits"****GENERAL INFORMATION**

Name of School: ..... Old Dominion University  
 City, Zip: ..... Norfolk, VA 23529  
 Nickname: ..... Monarchs  
 Founded: ..... 1930 (as the Norfolk Division of  
 ..... the College of William & Mary)  
 Enrollment: ..... 24,000  
 School Colors: ..... Slate Blue (PMS 540), Silver (PMS 877),  
 ..... & Light Blue (PMS 283)  
 Stadium Name: ..... Foreman Field at S.B. Ballard Stadium  
 Capacity: ..... 19,818  
 Surface: ..... AstroTurf GameDay Grass 3D  
 Affiliation: ..... NCAA Division I Championship Subdivision (FCS)  
 Conference: ..... Colonial Athletic Association (CAA)  
 Office Phone: ..... (757) 683-3369  
 Athletic Dept. Phone: ..... (757) 683-3375  
 Athletic Ticket Office: ..... (757) 683-4444  
 Press Box Phone: ..... (757) 683-3842

**FOOTBALL STAFF**

Head Coach: ..... Bobby Wilder (Maine '87)  
 Record at ODU: ..... 19-5 (2 seasons)  
 Overall Record: ..... 19-5 (2 seasons)  
 CAA Record: ..... 1st season

**ASSISTANT COACHES:**

Defensive Backs: ..... Marc Bacote (James Madison '08)  
 Defensive Line: ..... Dealton Cotton (East Carolina '95)  
 Offensive Line: ..... Bill Dee (Mansfield '75)  
 Asst. Def. Coord./Secondary: ..... Jarod Dodson (South Dakota '99)  
 Rovers: ..... Corey Hetherman (Fitchburg State '06)  
 Pass Game Coord./Wide Receivers/Tight Ends: .....  
 ..... Keita Malloy (Delaware '95)  
 Defensive Coordinator/Linebackers: ..... Andy Rondeau (Syracuse '91)  
 Offensive Coordinator/Offensive Line: ..... Brian Scott (Maine '00)  
 Quarterbacks: ..... Ron Whitcomb (Maine '06)  
 Running Backs/Special Teams: ..... Michael Zyskowski (Maine '06)

Administrative Assistant: ..... Kyle Noro  
 Equipment Manager: ..... Tommy Rapier  
 Assistant Equipment Manager: ..... Daniel Cornier  
 Video Coordinator: ..... Dory Kong

**TEAM INFORMATION**

2010 Record: ..... 8-3  
 2010 Conference Record: ..... N/A  
 2010 Home Record: ..... 4-3  
 2010 Away Record: ..... 4-0

All-Time Record: ..... 19-5  
 All-Time Conference Record: ..... N/A  
 All-Time Home Record: ..... 11-4  
 All-Time Away Record: ..... 7-1

Basic Offense: ..... Spread  
 Basic Defense: ..... 4-3

**ATHLETIC COMMUNICATIONS**

Assistant Athletic Director - Communications: ..... Carol Hudson  
 Associate Communications Director (FB Contact): Kimberly Zivkovich  
 Sports Information Main Phone: ..... (757) 683-3372  
 Zivkovich Direct Line: ..... (757) 683-5520  
 Zivkovich Cell Phone: ..... (757) 617-7757  
 Zivkovich Email: ..... kzivkovi@odu.edu  
 Assistant Communications Director: ..... Dustin Semonavick  
 Assistant Communications Director: ..... Eric Bohannon  
 SID Address: ..... Jim Jarrett Athletic Admin. Bldg.  
 ..... Norfolk, VA 23529  
 ODU Website: ..... www.odusports.com  
 Facebook: ..... Group - Old Dominion University Athletics  
 Twitter: ..... @ODUFootball, @ODUSports  
 Video: ..... www.ODUSports.com/AllAccess

- Old Dominion enters Saturday's game with Hampton riding a seven game win-streak. The win streak is currently second among FCS schools. The Monarchs' last loss came with a 50-37 setback to #14/16 Cal Poly back on Oct. 9, 2010.

- Old Dominion restarted its football program in 2009 after a 69-year absence and in its three years has compiled an 19-5 overall mark as the best start-up in FCS history.

- Old Dominion went 9-2 in its inaugural season, 8-3 in 2010, and currently stands at 2-0 this season.

- After playing two years as an independent in the FCS, the Monarchs join the CAA, considered by many to be the best FCS conference in the nation. Six of the CAA's 11 programs were ranked in the national preseason polls and seven are ranked this week - William & Mary, Delaware, New Hampshire, James Madison, Villanova, UMass, and Richmond. ODU will face all but New Hampshire this season.

- With week one's win over Campbell (41-14), Old Dominion improved to 2-1 in openers and 2-1 in home openers. The Monarchs also improved to 3-0 all-time vs. Campbell and 4-1 against the Pioneer League. Old Dominion also improves to 11-4 at Foreman Field at S.B. Ballard Stadium

- Foreman Field at S.B. Ballard Stadium continues to be the place to be in Hampton Roads on Saturdays. In the Monarchs' 15 games, all have been sellouts. While the last two season's have averaged 19,782, additional seating has brought Foreman Field's capacity to 19,818. ODU is currently seventh in average attendance through week two.

- As a team through week two, the Monarchs are ranked in the Top 10 nationally in Sacks (6th - 4.50), Pass Efficiency Defense (5th - 79.00), Scoring Offense (10th - 40.50), Total Defense (11th - 261.00), Rushing Defense (12th - 67.50), Total Offense (14th - 454.50), and Rushing Offense (15th - 209.00).

- Individually in the national stats this season Jarod Brown is fourth in field goals (2.00) and Jonathan Plisco ranks seventh in punts (46.42). While running back Colby Goodwyn is not ranked in rushing (must have played in 75% of contests played), he would be the nation's leader at 184.0 yards per game.

# Old Dominion vs. Hampton Series Information



VS.



TEAM:

40.5	<u>Scoring</u>	22.0
15.5	<u>Scoring Defense</u>	18.5
211.5	<u>Rushing</u>	203.5
67.5	<u>Rushing Defense</u>	109.5
4.7	<u>Avg./Rush</u>	5.0
6	<u>Rush TDs</u>	2
45-64-2	<u>Comp. - Att. - Int.</u>	36-59-2
245.5	<u>Passing</u>	183.5
193.5	<u>Passing Defense</u>	216.5
3	<u>Pass TDs</u>	3
457.0	<u>Total Offense</u>	387.0
261.0	<u>Total Defense</u>	326.0
914-154	<u>Tot. Off/Plays</u>	774-140
18.4	<u>Kickoff Return Avg.</u>	13.6
4-59	<u>Interceptions</u>	2-0
29:17	<u>Time of Possession</u>	29:23
10-32 (31%)	<u>3rd-Down Conv.</u>	9-29 (31%)
2-5 (40%)	<u>4th-Down Conv.</u>	2-3 (67%)
9-56	<u>Sacks By-Yards</u>	6-32
4-4 (100%)	<u>Field Goals - Att.</u>	3-3 (100%)
9-10 (90%)	<u>PATs - Attempts</u>	5-5 (100%)

**INDIVIDUAL**

Thomas DeMarco - 218.0	<u>Passing Yards</u>	David Legree - 183.5
Thomas DeMarco - 3	<u>Passing TDs</u>	David Legree - 3
Colby Goodwyn - 184.0	<u>Rushing Yards</u>	Antwon Chisholm -117.0
Thomas DeMarco - 3	<u>Rushing TDs</u>	A. Chisholm/D. Legree - 1
Antonio Vaughan - 10	<u>Receptions</u>	Dyrri McCain/Isiah Thomas - 9
Antonio Vaughan - 62.0	<u>Receiving Yards</u>	Dyrri McCain - 65.0
Three tied with (1)	<u>Receiving TDs</u>	Reginald Hicks - 2
Ronnie Cameron - 17	<u>Tackles</u>	Lyndell Gibson - 11
Ronnie Cameron - 2.5	<u>Sacks</u>	Matthew Davis - 3.0
Ronnie Cameron - 4.0	<u>Tackles For Loss</u>	Matthew Davis - 3.0
Four with (1)	<u>Interceptions</u>	Micah Pellerin/James Butts - 1
R. Evans/A. Vaughan - 6.3	<u>Punt Return Avg.</u>	Kambrell McGee- 4.0
Aaron Evans - 23.5	<u>Kick Return Avg.</u>	Destin Route - 17.0

**All-Time Vs. Hampton:**

Date:	Score	Attend	Site
10/30/2010	W, 28-14	8605	Hampton, Va.

**NOTES FROM THE FIRST MEETING - 10/20/2010**

**BLOCK THAT KICK:**

Special teams make its 10th and 11th blocks in ODU's history as Deron Mayo and Desmond Williams both had blocked punts in the win. The FCS Record for blocked punts in a game 4 -- Montana vs. Montana St., Oct. 31, 1987. Hampton had not had a punt blocked since 2004.

**CHANGE OF POSSESSION:**

Former Monarchs Donald Smith's interception in the second quarter was only the third for the Monarchs in 2010 and the first since former Monarchs' Michael Williams' in the September 17th, 2010 contest with William & Mary. Devon Simmons added the fourth Monarch INT late in the game. His 37-yard return was his longest as well as the second longest in the Monarch record books.

**AND WE'RE NUMBER ONE HERE TOO:**

The Monarchs entered last year's game with the Pirates as the number one team in the nation in kickoff return averaging 26.77 yards per return in the category. ODU had 59 yards against the Pirates led by Colby Goodwyn with a long of 31.

**PUNTING STATS:**

Monarch punter Jonathan Plisco was leading the nation in the category last season when the football Monarchs traveled the 15 miles to its Hampton Roads rival. He totaled 263 yards on six punts. He averaged 43.8 yards per punt with a long of 64.



**HOME/AWAY:**

Old Dominion is currently 11-4 all-time and 1-0 this season at Foreman Field at S.B. Ballard Stadium. The Monarchs have won four straight at home with their last loss occurring on Oct. 9th in a 50-37 setback to Cal Poly. In their last outing, a 40-17 victory at Georgia State, ODU improved to 8-1 all-time on the road, having won seven straight away from the friendly confines of Foreman Field at S.B. Ballard Stadium. ODU's last loss on the road was a 34-29 setback at Fordham on Oct. 3, 2009.

**TWO-MINUTE DRILL:**

Head coach Bobby Wilder has compared ODU's scoring drives to "two-minute drills" since that's usually how fast the Monarchs score once they have the ball. Against Georgia State last weekend, the Monarchs' scoring drives roughly lasted 2:46. Against Campbell in week one, the average Monarch scoring drive was 1:50.

**FLYING THROUGH THE UPRIGHTS:**

Jarod Brown had a 51-yard field goal in the opening ODU drive at Georgia State in week two as well as a 45-yarder to improve to 15-of-16 all-time in field goals. His 51-yard field goal capping off the Monarchs' ODU opening drive was the longest in school history. He surpasses his previous high of 48 at N.C. Central in last year's season finale.

**OPENING WITH A BANG:**

And no, we're not talking about the howitzer you hear being shot off before the Monarchs run onto Foreman Field. Old Dominion scored on its opening drive in six of its 11 games last season and 14 times in the 24 game history of the program. Jarod Brown drilled a school record 51-yard field goal to open up scoring last week in ODU's 40-17 win at Georgia State.

**I-N-T:**

The Monarchs had three interceptions in its win over Georgia State - Devon Simmons, Eriq Lewis, and Carvin Powell. The three int's were second most in school history. The school record is four against Presbyterian on Oct. 10, 2009.

**COMING BACK AT YOU:**

Devon Simmons captured a 32-yard interception return in the second quarter in lat week's contest at Georgia State. It was Simmons' fifth interception, having had four in the inaugural season in 2009. It ties for the fourth longest interception return. Simmons's longest was a 37-yard interception return against this week's opponent, Hampton, last season.

**OTHER ASSORTED NUMBERS:**

From the Georgia State game....Sophomore Colby Goodwyn scored his fourth rushing touchdown of his career. Redshirt junior Reid Evans captured his 10th touchdown reception. Blair Roberts posted his first touchdown of his career picking up Alex Arain's blocked punt to run it into the end zone. Thomas DeMarco ran in his 27th and 28th touchdowns of his three-year career.

**NOT TRYING TO LOOK AHEAD, BUT...:**

Saturday's game with Hampton will mark the Monarchs' final non-conference contest before heading full swing into Colonial Athletic Association play. Old Dominion has gone 19-5 overall thus far.

**ANOTHER ODU FIRST - CAA WEEKLY AWARDS:**

Redshirt freshman wide receiver Antonio Vaughan was rewarded for his

impressive Monarch debut against Campbell last Saturday by being named CAA Football's Rookie of the Week, ODU's first CAA weekly award in the program's history. Vaughan finished his Monarch debut, a 41-14 win for Old Dominion over Campbell in the season-opener, with 191 all-purpose yards and two touchdowns. He hauled in six catches for 97 yards, including a 34-yard second-quarter touchdown pass from Thomas DeMarco. Vaughan later showed his ground skills by scampering 30 yards to paydirt in the third quarter, boosting the ODU lead to 38-7. The CAA Football Rookie of the Week was also effective in the Monarchs' return game posting a 16-yard punt return and two kickoff returns for 48 yards.

**WELCOME NEWBIES**

While the coaching staff has been excited about a veteran team taking the field for the 2011 inaugural CAA season, you can't forget about the newcomers who are making an impact already after week one. 19 Monarchs took their first snaps in the 41-14 win over Campbell last Saturday and among them were a pair of starters in redshirt freshmen wide receiver Antonio Vaughan, running back Angus Harper and safety Eriq Lewis. Vaughan received CAA Rookie of the Week honors after collecting 191 all-purpose yards and two touchdowns and making six catches for 97 yards and two touchdowns. Harper ran the ball 10 times for 28 yards and a touchdown. Lewis made four tackles and had a pass break-up. Also getting into the mix were true freshman Josh Mann, a local product from nearby Virginia Beach and Ocean Lakes High School, who played at right guard and Lorenzo Smith, who lead the rushing corps with 14 carries for 65 yards. Smith had only been a member of the running back crew for the last two weeks after moving from cornerback during preseason camp due to the injury to Mario Crawford. Other true freshmen getting playing time - long snapper Rick Lovato, wide receivers Blair Roberts and Jakwail Bailey, tight end Mitch Castleberry, and on defense, safety Neal-Anthony Hale and line-backer James Faircloth.

**IT'S OKAY, YOU CAN SCORE FIRST:**

Campbell struck first in the 2011 season opener, the sixth time the opponents have scored first in the Monarchs' 23-game history. However all six times ended in victory for the Monarchs including 2010 games with Monmouth, Georgia State, and VMI, as well as 2009 contests with Jacksonville and Presbyterian.

**IMPRESSIVE DEBUT:**

Wide receiver Antonio Vaughan finished his Monarch debut with 191 all-purpose yards (30 rush, 97 rec., 48 kick return, 16 punt return), the third highest total in the Monarchs' young history. Only Thomas DeMarco (224 yds. vs. N.C. Central - 2009) and Colby Goodwyn (356 yds. vs. Cal Poly - 2010) have had more. Vaughan gave ODU the 28-7 edge with 4:36 remaining in the second quarter, with his first career touchdown. He had his second touchdown on the play following a fumble forced by Keenan Terry and recovery by John Darr in the third quarter.

**FIRST SCORING OF THE YEAR:**

Kai Blanco scored the first ODU touchdown of the 2011 season. It was his third touchdown of his career. He also had scores against William & Mary and VMI last season. Other first touchdowns of the season came by Marquel Thomas in 2009 and Prentice Gill in 2010 versus Jacksonville.

**MORE PEOPLE WATCH THE MONARCHS WIN:**

A new attendance mark was set in the Monarchs' home opener against Campbell in week one thanks to new seats in the loge level of the Ainslie Game Day Building. 19,818 people were in attendance to witness the Monarchs' 41-14 victory over the Camels.

**SOLD OUT:**

The Old Dominion University football program begins its third season of competition and its first as an official member of the Colonial Athletic Association this fall, and for the third consecutive year the Monarchs have sold through their season ticket allocations at Foreman Field at S.B. Ballard Stadium.

Since starting football in 2009, Old Dominion University has sold out of all available season tickets, setting national attendance records for start-up Football Championship Subdivision programs. The Monarchs ranked fourth in both accumulated and average attendance in 2010 and a total of 296,766 fans have entered through the turnstiles in the 23-games played at Foreman Field the last three seasons.

ODU fans purchased more than 14,000 season tickets for the 2011 season, with 400 of those tickets sold to 140 members of the football waiting list. The waiting list, created in 2009, currently has 1,710 members who are the first group contacted when season tickets become available.

**WELCOME TO THE CAA:**

Entering its inaugural season in the CAA, the ODU Football Monarchs were picked 10th in the conference's Preseason Poll announced at CAA Football Media Day at M&T Bank Stadium in Baltimore, Md.

**2011 CAA FOOTBALL PREDICTED ORDER OF FINISH (first-place votes)**

1. William and Mary (12)
2. James Madison (4)
3. Delaware (2)
4. New Hampshire (2)
5. Massachusetts (1)
6. Richmond
7. Villanova
8. Rhode Island (1)
9. Maine
10. Old Dominion
11. Towson

**JOB WELL DONE:**

Old Dominion football Coach Bobby Wilder has announced four promotions on his coaching staff this preseason. Dealton Cotton has been elevated to Assistant Head Coach, Keita Malloy has added the title Pass Game Coordinator, Ron Whitcomb will serve as the Monarchs' Recruiting Coordinator, and Jarod Dodson will add Assistant Defensive Coordinator to his duties.

**PAYTON AWARD:**

Old Dominion quarterback Thomas DeMarco is among the 20-player Walter Payton Watch List for the Football Championship Subdivision's (FCS) top individual honor. The Payton Award will celebrate its 25th anniversary this season and be presented to the FCS' outstanding player at the national awards banquet Thursday night, Jan. 5 in Frisco, Texas.

The 2011 Watch List includes 11 quarterbacks. Joining DeMarco on the list are seniors DeAndre Presley of Appalachian State, Casey Therriault of Jackson State, Mike Brown of Liberty, B.J. Coleman of Chattanooga, Josh McGregor of Jacksonville, Bo Levi Mitchell of reigning FCS champion Eastern Washington and Tirrell Rennie of Northern Iowa, juniors Casey Brockman of Murray State, and Brad Sorensen of Southern Utah, and sophomore DeNarius McGhee of Montana State.

Also included on the list are senior running backs Jonathan Grimes of William & Mary, Mike Mayhew of North Carolina A&T and D.J. McNorton of North Dakota State, as well as junior Jamaine Cook of Youngstown State and sophomores Nate Eachus of Colgate and Andrew Pierce of Delaware along with junior fullback Eric Breitenstein from Wofford.

The Watch List also includes two wide receivers, Liberty senior Chris Summers and Eastern Washington junior Brandon Kaufman.

Entering the 2011 inaugural Colonial Athletic Association (CAA) season, the Monarch signal caller has already garnered some preseason attention. DeMarco is a Preseason Honorable Mention All-American by the Consensus Draft Services and was named to the College Football Performance Awards Quarterbacks Watch List in addition to be listed as one of the Top FCS Quarterbacks by The Sports Network.

A member of the Walter Payton Watch List for the second straight season, DeMarco averaged 250.5 yards passing per contest including passing for a career-high 407 yards at Monmouth. He also passed for over 300 yards against Jacksonville and #14/16 Cal-Poly and threw for a career-high four touchdowns in games at Campbell, at Monmouth, and vs. #14/16 Cal Poly. On the ground, the two-year starting Monarch QB ran for 423 yards and a team-leading eight touchdowns as the Monarchs' second leading rusher. He averaged 38.5 yards rushing per game, running for a pair of touchdowns at Hampton and versus Savannah State.

**GOOD WORK RONNIE CAMERON:**

Old Dominion defensive tackle Ronnie Cameron was among the record 132 nominees announced for the 2011 Allstate AFCA Good Works Team®. The award recognizes the selfless contributions to volunteerism and community service made by college football student-athletes across the nation.

This year marks the program's 20th year honoring college football players at all levels of competition who stand out for their "good works" in the community. Since 1992, selection to the Allstate AFCA Good Works Team® has become the gold standard for off-the-field character and leadership for college football players. The honor is widely considered the sport's pre-eminent community service award.

Entering last season as a "Transfer to Watch" by the Sports Network after joining the ODU program from Hofstra, Cameron started all 11 games at tackle for the Monarchs and ended the year second on the ODU defense with 72 tackles (28 solo, 44 assisted). The Second Team All-State honoree was tied for eighth among FCS defenders in tackles for loss, averaging 1.73 TFL's a game and was second on the squad with 5.5 sacks. Cameron also led ODU with eight QB hurries, captured forced fumbles against VMI and N.C. Central and had a career-high 14 stops in the season finale at N.C. Central.

Away from the field, Cameron is active in the numerous Monarch Reachout programs including the annual National Marrow Donor Registry and the annual "Little Feet Meet" with ODU Special Olympics and has also participated in activities with the Make-A-Wish Foundation of Greater Virginia and the summer clinic with the Boys & Girls Club of Southeast Virginia. Cameron has also served as a volunteer at the United Methodist Church, homeless shelters and at the Westbury Recreation Center and volunteered at Leesville Middle School and Larchmont Recreation Center.

A Dean's List student, Cameron finished his undergraduate degree in three years and is currently working towards his MBA. In addition to being a captain of the ODU Football Monarchs, he is also a member of the ODU MBA Association and is a recipient of the Luke Hillier Endowment for academic and athletic success. Cameron also helped led, organize, and was a keynote speaker at the third annual Black Male Summit.



**FIRST MONARCH NFL SIGNEE:**

Former Old Dominion defensive end Deron Mayo signed a free agent contract with the National Football League's Denver Broncos becoming the first Monarch to do so.

Mayo's impact at Old Dominion was immediate from the time he set foot on campus. Choosing to play his final season of collegiate football at ODU after Hofstra University disbanded its program, Mayo was named a "Transfer to Watch" by the Sports Network and in a vote by his teammates, was named a Co-Captain, showing their respect for the defensive end with Mayo not even having played a game in the Monarch uniform.

In 2010, Mayo was third on the ODU defense making 70 tackles and made five or more stops in 10 of the Monarchs' 11 games. He led the Monarchs in sacks, was second on the team in tackles for loss, forced a team-leading three fumbles, recorded a team second-best seven QB hurries, and tied for third among teammates with three pass break-ups. As a member of the special teams unit, Mayo blocked two kicks, including a punt at Hampton resulting in a Monarch score.

Mayo was released by the Broncos on Aug. 29.

**TO THE MAX:**

When the Monarchs reported to preseson camp on Aug. 7th, the roster was at the NCAA maximum for the first time in the ODU program's history as 95 Football Monarchs reported.

**RISE AND SHINE:**

Here's a list to show how early the Monarchs have scored over the last two years.

<u>Time Remaining 1st Quart</u>	<u>Opponent</u>	<u>Date</u>
13:53	Savannah State	11/6/10
13:40	Cal Poly	10/9/10
13:24	Fordham	10/3/09
13:05	Monmouth	9/26/09
12:42	Chowan	9/5/09
12:15	Georgia State	9/10/11
12:19	Campbell	10/17/09
11:58	Virginia Union	9/12/09
11:20	VMI	11/21/09
11:12	Georgetown	10/31/09
10:59	N.C. Central	11/7/09
10:56	Gardner-Webb	10/2/10
10:51	Campbell	9/11/10
10:44	Savannah State	10/24/09
10:38	Hampton	10/3/0/10
9:57	Jacksonville	9/4/10
9:39	N.C. Central	11/20/10
8:25	Campbell	9/3/2011
8:16	VMI	11/13/10

**KICKOFF RETURN RECORDS:**

Old Dominion's Colby Goodwyn set the Division I record (FBS or FCS) for kickoff return yardage in a game with 333 yards in his nine returns against #14/16 Cal Poly in week six. The old mark was 326 by Eastern Washington's Bashir Livingston on Oct. 31, 1998. The FBS record is 319 by Iowa State's Leonard Johnson on Nov. 1, 2008. Old Dominion also set the record for most kickoff return yardage by a team (365 yards on 11 returns).

On top of Goodwyn's new NCAA marks, he managed to also put his name into the Monarch record book as well. His 89-yard kickoff return

that lead to Reid Evans' touchdown reception in the second quarter against the Mustangs was the longest kick return by a Monarch to-date. Goodwyn would later have a 79-yard kick return that places his name again the record books, this time with the second-longest kick return in the brief history of ODU football. The previous high was a 76-yard return by Mario Crawford in ODU's historic opener against Chowan last year.

**ADDING FOOTBALL:**

Old Dominion is just one of a handful of programs that have brought football to their campuses the last few years. Here are some recent start-up programs:

<u>School:</u>	<u>FCS/FBS:</u>	<u>Conference:</u>	<u>Year Starting:</u>
Georgia State	FCS	CAA	2010
Lamar	FCS	Southland	2010
South Alabama	FCS	Independent	2010
	FBS	Sun Belt	2014
UT-San Antonio	FCS	Independent	2011
	FBS	Sunbelt	2014
Charlotte	FCS	TBA	2013
Mercer	FCS	Pioneer	2013
Stetston	FCS	Pioneer	2013

**START-UP SUCCESS:**

Here is a look at schools that have started football programs over the last few years:

**YEAR ONE:**

<u>School:</u>	<u>FCS/FBS:</u>	<u>Year Started:</u>	<u>First Season:</u>
South Alabama	FCS	2010	10-0 *
Old Dominion	FCS	2009	9-2
Robert Morris	FCS	1994	7-1-1
Coastal Carolina	FCS	2003	6-5
Georgia State	FCS	2010	6-5
FIU	FBS	2002	5-6
South Florida	FBS	1997	5-6
Lamar	FCS	2010	5-6
Florida Atlantic	FBS	2001	4-6
Jacksonville	FCS	1998	4-5
Bryant	FCS	1999	3-6
Campbell	FCS	2008	1-10

(\* - Six game against non-Division I opponents)

**YEAR TWO:**

<u>School:</u>	<u>FCS/FBS:</u>	<u>Year Started:</u>	<u>First Season:</u>
Coastal Carolina	FCS	2004	10-1
Old Dominion	FCS	2010	8-3
South Florida	FBS	1998	8-3
Robert Morris	FCS	1995	6-4
Bryant	FCS	2000	5-5
Campbell	FCS	2009	3-8
Jacksonville	FCS	1999	3-6
Florida Atlantic	FBS	2002	2-9
FIU	FBS	2003	2-10

**YEAR THREE:**

<u>School:</u>	<u>FCS/FBS:</u>	<u>Year Started:</u>	<u>First Season:</u>
Coastal Carolina	FCS	2005	9-2
South Florida	FBS	1999	7-4
Robert Morris	FCS	1996	9-2
Bryant	FCS	2001	7-2
Campbell	FCS	2010	3-8
Jacksonville	FCS	2000	3-8
Florida Atlantic	FBS	2003	11-3
FIU	FBS	2004	3-7

**HISTORY IN THE MAKING:**

The Monarchs made history on September 5th when a three-year dream became a reality. On May 31, 2006, the ODU board of visitors voted to add football and 1,293 days later, the Monarchs kicked off their first season of Division I FCS play. ODU played an 11-game schedule, including seven home dates at the \$24.8 million renovated Foreman Field at S.B. Ballard Stadium. The schedule was a mix of both D-II and D-I FCS opponents to help the Monarchs transition into not only its first year of football, but also to get ready for entering the Colonial Athletic Association (CAA) in 2011, the toughest FCS conference in the nation.

**CRYSTAL BALL:**

September 18th, 2010 was a glimpse into the future with the Monarchs' contest against William & Mary, a school that will be featured prominently on ODU's schedule as they join the CAA in 2011. The same tilt gave ODU a taste of the toughest FCS league in the nation. The Tribe also mark the first ranked team ODU faced in its young history. At game time, William & Mary ranked 12th in the FCS Coach's Poll and 13th in the Sports Network Poll.

**12th MONARCH MOMENTS:**

There may be 11 Monarchs on the field, but the 12th Monarch is in the stands. Thanks to all the noise of being "Loud and Proud" from the 12th Monarchs at Foreman Field at S.B. Ballard Stadium, the opposition was charged with 51 in 2010 and 41 in 2009.

***2009 12th Monarch Stats:***

Chowan: .....Seven Penalties  
Virginia Union: ...Eight Penalties  
Monmouth: .....Three Penalties  
Presbyterian: .....Four Penalties  
Campbell: .....Eight Penalties  
Georgetown: .....Five Penalties  
N.C. Central: .....Six Penalties

***2010 12th Monarch Stats:***

Jacks Seven Penalties  
William Penalties  
Gardner-Webb Penalties  
Cal. Poly: Seven Penalties  
Georgia State Penalties  
Savannah Penalties  
YMI:.....Eight Penalties

***2011 12th Monarch Stats:***

Chowan: .....Six Penalties

**TV MOMENTS:**

Listed below is the Monarchs 2011 schedule, with game times and TV broadcast carriers.

<b>Date:</b>	<b>Opponent:</b>	<b>Kick-Off:</b>	<b>Broadcast Carrier:</b>
9/3	Campbell	6 p.m.	Monarch Media
9/10	at Ga. State	Noon	CSS, TCN, CSN-NE, CSN*
9/17	Hampton	6 p.m.	Monarch Media, Cox 11, CSN**
9/24	at Delaware	Noon	TCN, CSN-NE, Cox 11
10/1	UMass	7 p.m.	Cox 11, Cox NOVAA, Roanoke, TCNMA
10/8	at Rhode Island	Noon	radio only
10/15	Towson	3:30 p.m.	Monarch Media
10/24	at Villanova	3:30 p.m.	radio only
10/29	James Madison	Noon	CSN
11/5	Richmond	2 p.m.	Monarch Media
11/12	at William and Mary	Noon	Cox 11, Cox NOVA, Roanoke, CSN

\*CSN + seen locally on Cox 11 in Hampton Roads

\*\*tape delay to air on 9/17 at approximately 10 p.m., or following the Washington Nationals broadcast on Cox 11. Tape delay on CSN on 9/19 at 7 p.m.

TCN - The Comcast Network/ CSN-NE - Comcast Sports Network New England

Cox NOVA - Northern Virginia/TCNMA - The Comcast Network Mid Atlantic/CSN -

Comcast Sports Network/



# The Polls

## The Sports Network Poll Top 25

1. Georgia Southern Eagles (102).....	2-0	3,622	2
2. Northern Iowa Panthers (16).....	1-1	3,329	4
3. Appalachian State Mountaineers (10)....	1-1	3,282	3
<b>4. William &amp; Mary Tribe (5).....</b>	<b>1-1</b>	<b>3,048</b>	<b>5</b>
5. Montana State Bobcats (2).....	1-1	2,985	6
<b>6. Richmond Spiders (9).....</b>	<b>2-0</b>	<b>2,874</b>	<b>9</b>
<b>7. Delaware Blue Hens (1).....</b>	<b>1-1</b>	<b>2,688</b>	<b>8</b>
8. North Dakota State Bison (1).....	2-0	2,553	11
9. Wofford Terriers.....	1-1	2,489	7
10. Eastern Washington Eagles (2).....	0-2	2,218	1
11. New Hampshire Wildcats.....	1-1	2,202	13
12. Montana Grizzlies.....	1-1	1,913	15
<b>13. James Madison Dukes.....</b>	<b>1-1</b>	<b>1,373</b>	<b>19</b>
14. Chattanooga Mocs.....	1-1	1,349	23
15. Southern Illinois Salukis.....	1-1	1,289	17
16. Lehigh Mountain Hawks.....	1-1	1,222	14
17. Jacksonville State Gamecocks.....	1-1	1,147	10
18. Central Arkansas Bears.....	1-1	1,096	18
19. Stephen F. Austin Lumberjacks.....	1-1	971	16
20. Sacramento State Hornets.....	1-1	959	11
<b>21. Massachusetts Minutemen.....</b>	<b>1-0</b>	<b>897</b>	<b>21</b>
22. Liberty Flames.....	1-1	714	24
23. McNeese State Cowboys.....	0-1	614	22
24. South Dakota Coyotes.....	1-1	603	NR
25. South Carolina State Bulldogs.....	1-1	555	NR

Others Receiving Votes: Southern Utah 289, Eastern Kentucky 224, Penn 199, Murray State 180, Sam Houston State 158, Villanova 128, **Towson 116**, Jackson State 106, **Hampton 100**, Youngstown State 98, Bethune-Cookman 62, Western Illinois 50, South Dakota State 45, Harvard 43, **Old Dominion 34**, Rhode Island 34, Grambling State 26, Maine 22, Morehead State 21, Stony Brook 19, Elon 16, Holy Cross 14, Brown 12, Yale 12, Coastal Carolina 11, Duquesne 10, Delaware State 10, Eastern Illinois 7, Indiana State 7, Georgetown 7, UC Davis 6, Portland State 6, The Citadel 6, Northern Arizona 5, Weber State 4, UT Martin 4, Central Connecticut State 4, Bucknell 3, Furman 3, Florida A&M 2, San Diego 2, Jacksonville 1, Dayton 1, Samford 1.

## FCS Coaches Poll Top 25

1. Georgia Southern (23).....	2-0	695	2
2. Northern Iowa (4).....	1-1	631	T3
3. Appalachian State.....	1-1	621	T3
4. Montana State.....	1-1	588	6
<b>5. William &amp; Mary.....</b>	<b>1-1</b>	<b>582</b>	<b>5</b>
6. North Dakota State.....	2-0	532	8
<b>7. Delaware.....</b>	<b>1-1</b>	<b>510</b>	<b>7</b>
8. Wofford.....	1-1	486	9
<b>9. Richmond.....</b>	<b>2-0</b>	<b>482</b>	<b>11</b>
10. Eastern Washington (1).....	0-1	457	1
11. Montana.....	1-1	398	13
12. New Hampshire.....	1-1	353	16
13. Stephen F. Austin.....	1-1	272	12
<b>14. James Madison.....</b>	<b>1-1</b>	<b>269</b>	<b>17</b>
15. Southern Illinois.....	1-1	268	15
16. Jacksonville State.....	1-1	243	10
17. Chattanooga.....	1-1	221	25
18. Central Arkansas.....	1-1	207	20
19. Lehigh.....	1-1	200	14
20. Liberty.....	1-1	181	21
21. South Carolina State.....	1-1	160	23
22. McNeese State.....	0-1	120	22
23. South Dakota.....	1-1	96	NR
24. Sacramento State.....	1-1	92	18
<b>25. Massachusetts.....</b>	<b>1-0</b>	<b>68</b>	<b>NR</b>

Others Receiving Votes: Pennsylvania (41), Murray State (29), Youngstown State (29), **Villanova (22)**, Southern Utah (22), Eastern Kentucky (28), Bethune-Cookman (18), Eastern Illinois (18), Indiana State (18), Jackson State (14), Sam Houston State (14), Harvard (9), Coastal Carolina (9), Western Illinois (9), Illinois State (7), UC Davis (6), Butler (6), **Towson (6)**, South Dakota State (5), Dayton (5), Cal Poly (4), **Hampton (2)**, Jacksonville (2), Weber State (2), Furman (1), Central Connecticut State (1).

# Preseason Honors

### Walter Payton Watch List:

Thomas DeMarco, QB

### Lindy's Preseason All-FCS Team:

Jonathan Plisco, P, Second Team

### Phil Steele Preseason All-Americans:

Jonathan Plisco, P, Second Team

### Consensus Draft Services Preseason All-Americans:

Jonathan Plisco, P, Second Team  
Thomas DeMarco, QB, Honorable Mention  
Colby Goodwyn, KR, Honorable Mention

### College Sports Madness Preseason All-Americans:

Jonathan Plisco, P, Second Team  
Colby Goodwyn, KR, Third Team

### College Football Performance Awards Watch Lists:

Colby Goodwyn, KR  
Thomas DeMarco, QB  
Prentice Gill, WR  
Ronnie Cameron, DT  
Craig Wilkins, LB  
Jarod Brown, K  
Jonathan Plisco, P

### Phil Steele Preseason All-CAA:

Jonathan Plisco, P, First Team  
Thomas DeMarco, QB, First Team  
Ronnie Cameron, DL, First Team  
Colby Goodwyn, KR, Second Team  
Prentice Gill, WR, Second Team

### College Sports Madness Preseason All-CAA Team:

Jonathan Plisco, P, First Team  
Colby Goodwyn, KR, First Team  
Thomas DeMarco, QB, First Team

### Allstate AFCA Good Works Team® Nominee:

Ronnie Cameron

### Sports Network Top 10 Quarterbacks:

Thomas DeMarco

### Sports Network Special Teams To Watch:

Jonathan Plisco

## Old Dominion Depth Chart

### OFFENSE

<b>QB</b>	17	Thomas DeMarco	Sr-r.	5-11	200
	11	Nate Ong	Jr-r.	6-2	200
<b>RB</b>	32	Angus Harper	Fr-r.	6-0	210
	36	Colby Goodwyn	So.	5-10	200
<b>WR</b>	4	Reid Evans	Jr-r.	5-10	175
	9	Larry Pinkard	Fr-r.	6-0	180
<b>WR</b>	5	Antonio Vaughan	Fr-r.	5-8	170
	84	Dorian Jackson	Jr-r.	5-10	200
<b>WR</b>	1	Prentice Gill	Sr.	5-11	180
	81	Jakwail Bailey	Fr.	5-11	180
<b>TE</b>	83	Kai Blanco	Jr-r.	6-3	260
	88	Mitch Castleberry	Fr.	6-5	215
<b>LT</b>	76	Ryan Jensen	Sr-r.	6-5	300
	57	Robbie Duncan	Jr-r.	6-4	285
<b>LG</b>	77	David Born	So-r.	6-8	340
	65	Perry Owens	So-r.	6-3	275
<b>C</b>	58	Jeremy Hensley	Sr.	6-1	290
	60	Josh Mann	Fr.	6-4	300
<b>RG</b>	57	Robbie Duncan	Jr-r.	6-4	285
	60	Josh Mann	Fr.	6-4	300
<b>RT</b>	73	Jake Lowney	So-r.	6-4	285
	61	Wes Moulton	Fr-r.	6-3	270

### DEFENSE

<b>END</b>	97	Edmon McClam	Sr.	6-6	280
	48	Preston Smith	Fr-r.	6-2	250
<b>NG</b>	90	Chris Burnette	Jr-r.	6-4	280
	55	Eric Saylor	Jr-r.	6-2	285
<b>TACKLE</b>	96	Ronnie Cameron	Sr-r.	6-2	295
	54	Dominique Guinn-Bailey	Fr-r.	6-4	265
<b>STUD (DE)</b>	93	Chad King	Sr-r.	6-3	255
	98	Alex Johnson	So-r.	6-3	225
<b>ROVER (LB)</b>	12	Craig Wilkins	Jr-r.	6-2	225
	29	Patrick Young	So-r.	6-0	195
<b>MIKE (LB)</b>	34	J.J. Williams	Sr-r.	6-2	225
	51	Michael Colbert	Jr-r.	6-1	220
<b>BACKER (LB)</b>	6	Alex Arain	Jr-r.	6-4	220
	46	John Darr	So-r.	6-0	235
<b>CB</b>	22	T.J. Cowart	Jr-r.	5-9	185
	15	Aaron Evans	So.	5-9	185
<b>CB</b>	26	Eriq Lewis	Fr-r.	6-0	180
	28	Markell Wilkins	So-r.	5-9	165
<b>SS</b>	10	Devon Simmons	Jr-r.	6-2	205
	20	Paul Morant	So.	6-0	195
<b>FS</b>	27	Carvin Powell	Jr.	6-1	205
	16	Fred Credle	Jr-r.	5-11	175

### Specialists

<b>PK</b>	39	Jarod Brown	So-r.	5-11	205
	67	Dustin Burdick	Fr.	5-9	175
<b>P</b>	31	Jonathan Plisco	Jr-r.	6-0	205
	67	Dustin Burdick	Fr.	5-9	175
<b>H</b>	17	Thomas DeMarco	Sr-r.	5-11	200
	11	Nate Ong	Jr-r.	6-2	200
<b>KR</b>	36	Colby Goodwyn	So.	5-10	200
	15	Aaron Evans	So.	5-9	185
<b>PR</b>	5	Antonio Vaughan	Fr-r.	5-8	170
	4	Reid Evans	Jr-r.	5-10	170
<b>LS</b>	50	Rick Lovato	Fr.	6-2	225
	63	Kevin Marley	Fr.	5-10	255



# Last Time: Old Dominion vs. Hampton

**OLD DOMINION 28, Hampton 14**  
**Armstrong Stadium • Hampton, Va.**  
**October 30, 2010 • Attendance. 8,605**

## SCORE BY QUARTERS:

	1st	2nd	3rd	4th	Final
Old Dominion	21	7	0	0	28
Hampton	7	0	0	7	14

## SCORING SUMMARY:

Q	Time	Play	Score
1st	10:38	O Thomas DeMarco 1 yd run (Jarod Brown kick) 2 plays, 1 yard, TOP 0:38	7 - 0
	09:41	O Colby Goodwyn 0 yd blocked punt return (Jarod Brown kick)	14 - 0
	08:08	H CHISHOLM,Antwon 3 yd run (HERNADNDEZ,Rodr kick) 3 plays, 12 yards, TOP 0:50	14 - 7
	04:12	O Thomas DeMarco 5 yd run (Jarod Brown kick) 11 plays, 76 yards, TOP 3:51	21 - 7
2nd	06:47	O Prentice Gill 9 yd pass from Thomas DeMarco (Jarod Brown kick) 3 plays, 9 yards, TOP 0:35	28 - 7
4th	14:56	H ROBINSON,Steve 1 yd run (HERNADNDEZ,Rodr kick) 9 plays, 81 yards, TOP 3:11	28 - 14

## SCORING SUMMARY:

	ODU	HU
FIRST DOWNS	19	15
NET YARDS RUSHING	69	80
NET YARDS PASSING	182	143
TOTAL OFFENSE YARDS	251	223
Fumbles: Number-Lost	2-2	3-2
Penalties: Number-Yards	5-47	5-56
PUNTS-YARDS	7-304	9-297
KICKOFFS-YARDS	5-307	3-162
Punt returns: Number-Yards-TD	4-31-1	2-51-0
Kickoff returns: Number-Yds-TD	3-59-0	3-55-0
Interceptions: Number-Yds-TD	2-42-0	2--14-0
Fumble Returns: Number-Yds-TD	1-4-0	0-0-0
Miscellaneous Yards	0	0
Possession Time	31:58	28:02
Third-Down Conversions	5 of 15	4 of 17
Fourth-Down Conversions	1 of 2	0 of 3
Red-Zone Scores-Chances	3-5	2-4
Sacks By: Number-Yards	4-19	0-0
PAT Kicks	4-4	2-2
Field Goals	0-0	0-0

## INDIVIDUAL STATISTICS:

**RUSHING:** Old Dominion - Thomas DeMarco 21-62; Mario Crawford 17-38; Desmond Williams 2-5; Jamar Parham 1-0; Prentice Gill 1-minus 2; Colby Goodwyn 1-minus 10; TEAM 3-minus 24. Hampton-CHISHOLM,Antwon 14-55; ROBINSON,Steve 7-24; THOMAS,Isiah 2-10; LEGREE,David 12-3; McCLOUDE,Antoni 1-3; BROWN,Javaris 1-minus 1; STOVALL,Jordan 1-minus 14.

**PASSING:** Old Dominion-Thomas DeMarco 21-33-2-182. Hampton-LEGREE,David 14-32-2-141; BYNES,Herbert 1-5-0-2.

**RECEIVING:** Old Dominion-Prentice Gill 7-67; Reid Evans 4-30; Mario Crawford 3-19; Desmond Williams 2-17; Monty Smalley 2-8; Nick Mayers 1-23; Chris Lovitt 1-11; Dorian Jackson 1-7. Hampton-BROWN,Javaris 5-76; THOMAS,Isiah 4-26; DAVIS,Donte 4-23; CHISHOLM,Antwon 2-18.

**TACKLE LEADERS:** Old Dominion-Paul Morant 5-3; Ronnie Cameron 4-4; Edmon McClam 2-5; Carvin Powell 3-3; Craig Wilkins 2-4; Deron Mayo 4-1; Devon Simmons 2-2; John Darr 2-1; Alex Arain 1-2; Donald Smith 1-2; Michael Williams 2-0; Andrew Turner 1-1; Michael Colbert 0-2; Chris Burnette 0-2; J.J. Williams 0-2; Mateus Porter 0-2; Lee Daniel 1-0; T.J. Cowart 1-0; Xavier Duckett 1-0; Dorian Jackson 1-0; Aaron Evans 0-1; James Edwards 0-1; Chad King 0-1; Dustin Phillips 0-1; Erik Saylor 0-1; Rodney Hunter 0-1. Hampton-PEGUESE,Brandon 8-6; PELLERIN,Micah 11-2; JOHNSON,Darius 6-4; ELLIS,Kenrick 4-5; FENNER,Jacobi 4-4; TYLER,Delbert 4-3; SILVA,Ricardo 4-2; COPELAND,Robert 1-3; BUTTS,James 1-2; PELLUM,Romeo 0-3; McCLOUDE,Antoni 1-0; McIntOSH,Robert 1-0; DAVIS,Matt 1-0; SHINHOSHTER,Lore 1-0; DUNSON,Devan 1-0; THOMAS,Isiah 1-0; OLA,Michael 1-0; CILLS,Chris 1-0; COLLINS,Darius 0-1; SLAUGHTER-CURRY0-1.

## Special Teams Shines in 28-14 Victory Over Hampton

**HAMPTON, Va. --** The Monarch special teams unit blocked two punts and rushed Pirate punter Jordan Stoval to start a drive on Hampton's own one-yard line all by halftime in ODU's 28-14 win in its 15-mile road trip to Hampton.

Quarterback Thomas DeMarco passed for 182 yards and ran for a pair of touchdowns, while Prentice Gill led the receiving corps with 67 yards, seven receptions, and a score.

The Monarchs went up 14-0 within six minutes of the opening whistling, scoring a pair of touchdowns less than a minute apart, in what was a quick scoring opening stanza.

On Hampton's opening drive, the Pirates were forced to punt after being pinned back at their own 15. After the snap, ODU's Deron Mayo (Hampton, Va.) saw the opening and rushed Stoval, forcing the Pirate punter to nick his own teammate on the kick. Mayo recovered the ball and the Monarchs started their drive four yards from the end line.

Two plays later, DeMarco found the end zone and the Monarchs were ahead for good.

On the Pirates' next drive, Old Dominion got a hand on the punt. Stoval's punt from his team's own two-yard line was blocked by Mayo and teammate Colby Goodwyn recovered for the Monarch touchdown and the 14-0 advantage with just 10:20 on the clock in the game's opening quarter.

Nearly two minutes later Hampton got onto the scoreboard. On ODU's next possession, the Pirates' Darius Johnson forced Goodwyn to fumble and set Hampton up to start its run from the Monarchs' own 12. Antwon Chisholm capped the three play, 55 second drive to pull his squad to within in a touchdown.

Scoring wasn't over for the Monarchs in the first quarter though. DeMarco notched his second touchdown run with 4:07 on the clock as the Monarchs covered 76 yards in the drive for the 21-7 edge.

The Monarchs had the lone score of the second quarter, which was set up by another blocked punt. This time Desmond Williams found the hole to stop Stoval's punt and ODU began its third touchdown drive from the Pirates' own nine. This time DeMarco connected on a nine-yard pass to Gill with 6:47 remaining in the first half.

The third quarter was scoreless, however it ended with the Pirates deep into ODU territory as the final play, an 18-yard catch by Javaris Brown, put Hampton at the Monarchs' one-yard line to kick off the final quarter of action.

The Pirate's Steve Robinson recorded the game's final score just seconds into the fourth stanza.

Defensively, the Monarchs were led by Paul Morant and Ronnie Cameron with eight tackles each. Morant also had a pass break-up, while Cameron registered a pair of QB hurries. ODU also had a pair of interceptions, their first since its William & Mary contest. Devon Simmons made a 37-yard interception return during Hampton's final drive of the afternoon and Donald Smith had a five-yard return earlier in the day.

## 2011 Recaps - Campbell

### SEASON OPENING VICTORY: Football Monarchs Dominate Campbell, 41-14

**NORFOLK, Va. --** Antonio Vaughan had 191 all-purpose yards and scored two touchdowns as Old Dominion dominated Campbell 41-14 Saturday night at S.B. Ballard Stadium.

Vaughan, in his Monarch debut, ran for 30 yards, picked up 97 yards receiving, and racked up 48 yards on kick returns. He caught a 43-yard pass from Thomas DeMarco on the first play of the game, and only improved from there as he scored on a 34-yard pass reception with four minutes remaining in the second quarter and later scoring on a 30-yard run to increase the Monarchs' lead to 38-7 with 10 minutes left in the third quarter.

Campbell scored first on a 15-yard pass from Braden Smith to Preston Dodson, capping an opening drive that saw the Camels cover nearly 60 yards. However, ODU came right back with a seven yard TD pass from DeMarco to Kai Blanco while defensively, ODU would only allow Campbell to gain three yards on their next drive and be pushed back for negative yardage on the following drive.

Angus Harper gave ODU its first lead with an 11-yard score while Demarco added a seven yard scamper before Vaughan's first score of the night.

Vaughan's first score of the night increased ODU's lead to 28-7 which it would take into halftime.

ODU came out of halftime and tacked onto the lead with a 32-yard field goal by Jarod Brown.

On the kickoff return following Brown's field goal, Keenen Terry forced the Camels' Brandon Chandler to fumble the ball with John Darr on the recovery setting up the Monarchs at the Campbell 30. On the next play DeMarco handed off the ball to Vaughan who tore 30-yards downfield for his second touchdown of the night.

Jordan Cramer caught a three-yard from Smith to get Campbell on the board in the second half, but it would be the only other time the Camels would score.

Brown added his second field goal of the night, with a 45-yarder to complete the scoring late in the third quarter.

DeMarco finished the night 29-of-38, for 310 yards with two touchdowns through the air, and one on the ground.

Lorenzo Smith led ODU with 14 carries for 65 yards on the ground while Harper had seven catches for 58 yards.

Ronnie Cameron led the defense with nine tackles and half a sack, with Devon Simmons making seven stops for the Monarch defense, and Chad King collecting six tackles, including 1.5 tackles for resulting in the Camels losing 11 yards.

Smith completed 20-of-40 passes for the Camels, for 172 yards and two scores.

### OLD DOMINION 41, CAMPBELL 14 Foreman Field at S.B. Ballard Stadium • Norfolk, Va. September 5, 2011 • Attendance. 19,818

#### SCORE BY QUARTERS:

	1st	2nd	3rd	4th	Final
Campbell	7	0	7	0	14
Old Dominion	14	14	13	0	41

#### SCORING SUMMARY:

Q	Time	Play	Score	
1st	10:23	C Dodon, Preston 15 yd pass from SMITH, Braden (WILLETS, Adam kick)	7 - 0	
		9 plays, 59 yards, TOP 4:37		
	08:25	O Kai Blanco 7 yd pass from Thomas DeMarco (Jarod Brown kick)	7 - 7	
1st		6 plays, 62 yards, TOP 1:50		
	00:37	O Angus Harper 11 yd run (Jarod Brown kick)	7 - 14	
		7 plays, 47 yards, TOP 2:54		
2nd	08:49	O Thomas DeMarco 7 yd run (Jarod Brown kick)	7 - 21	
		1 play, 12 yards, TOP 0:05		
	04:36	O Antonio Vaughan 34 yd pass from Thomas DeMarco (Jarod Brown kick)	7 - 28	
2nd		8 plays, 72 yards, TOP 2:38		
	3rd	11:01	O Jarod Brown 32 yd field goal	7 - 31
			5 plays, 43 yards, TOP 1:29	
3rd	10:38	O Antonio Vaughan 30 yd run (Jarod Brown kick)	7 - 38	
		1 play, 30 yards, TOP 0:12		
	06:53	C Cramer, Jordan 3 yd pass from SMITH, Braden (WILLETS, Adam kick)	14 - 38	
3rd	03:57	O Jarod Brown 45 yd field goal	14 - 41	
		11 plays, 51 yards, TOP 2:49		

#### SCORING SUMMARY:

	CU	ODU
FIRST DOWNS	16	24
NET YARDS RUSHING	50	141
NET YARDS PASSING	181	365
TOTAL OFFENSE YARDS	231	506
PUNTS-YARDS	8-334	4-189
KICKOFFS-YARDS	3-162	8-488
Punt returns: Number-Yards-TD	0-0-0	6-45-0
Kickoff returns: Number-Yds-TD	7-177-0	3-48-0
Interceptions: Number-Yds-TD	2-19-0	1-12-0
Fumble Returns: Number-Yds-TD	0-0-0	0-0-0
Miscellaneous Yards	0	0
Possession Time	32:48	27:12
Third-Down Conversions	6 of 20	5 of 16
Fourth-Down Conversions	2 of 6	2 of 5
Red-Zone Scores-Chances	2-3	4-6
Sacks By: Number-Yards	2-11	5-30
PAT Kicks	2-2	5-5
Field Goals	0-0	2-2

#### INDIVIDUAL STATISTICS:

**RUSHING:** CAMPBELL-Smith, Carl 18-23; Odom, Kurt 3-18; Oates, C.J. 6-15; Dodson, Preston 1-9; TEAM 1-0; Cramer, Jordan 1-0; Wolf, Dakota 2-minus 7; SMITH, Braden 8-minus 8. Old Dominion-Lorenzo Smith 15-74; Antonio Vaughan 1-30; Angus Harper 10-28; Thomas DeMarco 9-13; TEAM 1-minus 4.

**PASSING:** CAMPBELL-Smith, Braden 20-40-1-172; Wolf, Dakota 1-1-0-9. Old Dominion-Thomas DeMarco 29-38-1-310; Nate Ong 3-5-1-55.

**RECEIVING:** CAMPBELL-DODSON, Preston 7-70; Jordan, H. 6-55; Murphy, Kelvin 2-10; Cramer, Jordan 2-8; Constantine, P. 1-15; Rogers, J. 1-12; Oates, C.J. 1-9; Hildreth, J. 1-2. Old Dominion-Angus Harper 7-58; Antonio Vaughan 6-97; Kai Blanco 4-52; Blair Roberts 3-55; Prentice Gill 3-38; Reid Evans 3-27; Larry Pinkard 3-16; Marquel Thomas 1-11; Jakwail Bailey 1-10; Dorian Jackson 1-1.

**TACKLE LEADERS:** CAMPBELL- Robinson, J. 3-8; Swinton, Jeff 6-3; Monroe, Steth 3-5; Price, Chris 1-7; Farris, Matt 3-4; Barnes, Terrell 1-6; Feliciano, Erik 4-2; Chandler, B. 3-3; Burris, Colten 3-2; Herring, Randel 1-4; Scott, Isaac 1-3; Bridges, Greg 2-1; Brown, Milton 2-1; Lynch, Taurean 0-3; Odom, Kurt 0-3; Old Dominion-Ronnie Cameron 3-6; Devon Simmons 2-5; Chad King 3-3; Craig Wilkins 2-4; Paul Morant 4-1; Carvin Powell 3-2; Chris Burnette 2-3; Alex Johnson 0-5; Eriq Lewis 3-1; Alex Arain 2-2; Fred Credle 0-4; J.J. Williams 0-4; D. Guinn-Bailey 2-1; Keenan Terry 2-1; John Darr 2-1; Edmon McClam 0-3; Markell Wilkins 1-1; T.J. Cowart 0-2; Nate Barnes 0-2; B.J. McLaughlin 0-2;

# 2011 Recaps - Georgia State

## Football Monarchs Pounce Panthers, 40-17

**NORFOLK, Va.** -- ATLANTA, Ga. - The Old Dominion Monarchs won their seventh straight game with a 40-17 victory over future Colonial Athletic Association rival Georgia State at the Georgia Dome Saturday.

The win, ODU's seventh straight, improves the squad to 2-0 on the year.

Jarod Brown drilled a pair of field goals in the opening quarter giving Old Dominion a quick 6-0 edge. Brown's first field goal, a 51-yarder on the Monarchs' opening drive, was the longest of his career, surpassing his previous high of 48 in last year's season finale at N.C. Central.

Turnovers would result in Georgia State getting onto the scoreboard.

The Panthers' score came following ODU fumbling after a punt. While Georgia State recovered the ball at the ODU 15, the Monarch defense would not allow the Panthers to go on further than the nine-yard line forcing the Panthers to kick a field goal. Christian Benvenuto's attempt was good from 26-yards cutting the Monarch advantage with 6-3 with 6:07 remaining on the clock in the first quarter.

ODU quickly responded though. In just over two minutes, Colby Goodwyn punctuated a six-play, 32-yard drive to give the Monarchs' a 13-3 advantage heading into quarter number two.

Devon Simmons quickly returned possession back to the Monarchs following Goodwyn's touchdown. Simmons had a 32-yard interception return, but as the Monarchs' worked their way into the red zone, ODU fumbled the ball at their own one-yard line with the fumble return setting up the Panthers up at the Monarchs' own seven-yard line. Donald Russell finished off the drive to give GSU its first touchdown, cutting the ODU lead to 13-10 in the closing moments of the opening quarter.

Old Dominion's "All-Star" team lit up the scoreboard to start the second quarter. Paul Morant blocked the punt and freshman Blair Roberts recovered and ran into the end zone to put ODU ahead 20-10. It was ODU's 13th block in history.

Each team would add another touchdown before concluding the opening half of action. Georgia State cut the deficit to three, 20-17, with six minutes remaining in the second quarter on a run by Travis Evans. Then with just over two minutes, ODU wide receiver Reid Evans lifted ODU to a 27-17 lead heading into the half.

Old Dominion captured the lone points of the third quarter. Quarterback Thomas DeMarco registered the 27th touchdown of his career to cap an 87-yard drive by the Monarchs to give ODU a 33-17 edge with just under five minutes remaining in the quarter.

The Panthers threatened to score in the opening minutes of the fourth quarter. At the ODU 12 on second and nine, the Monarchs' managed to flip the field as Eriq Lewis captured his first career interception.

On the ensuing drive, Colby Goodwyn raced downfield for 50 yards, setting up DeMarco to punch in the ball from two yards out and add to the ODU margin. With just over 10 minutes remaining in the game, ODU led 40-17.

Before the game was over, Carvin Powell would add another interception to keep the Panthers scoreless in the second half.

Defensively, the Monarchs were led by Craig Wilkins with nine tackles (6 solo, 3 assisted) and John Darr with seven tackles (3 solo, 4 assisted). Ronnie Cameron also added a pair of sacks totaling 16 yards lost for the Panthers.

DeMarco finished the game completing 13 of his 21 attempts for 126 yards.

Goodwyn ended the game with 26 carries for 190 yards, the second most rushing yardage by a Monarch in the school's young history.

## OLD DOMINION 40, GEORGIA STATE 17

Georgia Dome • Atlanta, Ga.

September 10, 2011 • Attendance. 11, 701

### SCORE BY QUARTERS:

	1st	2nd	3rd	4th	Final
Old Dominion	13	14	6	7	40
Georgia State	10	7	0	0	17

### SCORING SUMMARY:

Q	Time	Play	Score
1st	12:15	O Jarod Brown 51 yd field goal	
		9 plays, 33 yards, TOP 2:45	3 - 0
	09:19	O Jarod Brown 45 yd field goal	
		6 plays, 33 yards, TOP 1:57	6 - 0
2nd	06:07	G Benvenuto, C. 26 yd field goal	
		4 plays, 5 yards, TOP 1:33	6 - 3
	03:50	O Colby Goodwyn 4 yd run (Jarod Brown kick)	
		6 plays, 53 yards, TOP 2:08	13 - 3
3rd	00:29	G Russell, Donald 2 yd run (Benvenuto, C. kick)	
		2 plays, 7 yards, TOP 0:18	13 - 10
	12:16	O Blair Roberts 36 yd blocked punt return (Jarod Brown kick)	
			20 - 10
4th	06:00	G Evans, Travis 5 yd run (Benvenuto, C. kick)	
		8 plays, 55 yards, TOP 3:25	20 - 17
	02:09	O Reid Evans 8 yd pass from Thomas DeMarco (Jarod Brown kick)	
		3 plays, 19 yards, TOP 1:36	27 - 17
3rd	04:27	O Thomas DeMarco 4 yd run (Jarod Brown kick failed)	
		8 plays, 86 yards, TOP 2:30	33 - 17
4th	10:35	O Thomas DeMarco 2 yd run (Jarod Brown kick)	
		8 plays, 88 yards, TOP 3:13	40 - 17

### SCORING SUMMARY:

	ODU	GSU
FIRST DOWNS	16	16
NET YARDS RUSHING	282	85
NET YARDS PASSING	126	206
TOTAL OFFENSE YARDS	408	291
Fumbles: Number-Lost	3-2	1-0
Penalties: Number-Yards	6-52	7-64
PUNTS-YARDS	9-420	10-412
KICKOFFS-YARDS	8-525	4-208
Punt returns: Number-Yards-TD	5-54-1	7-85-0
Kickoff returns: Number-Yds-TD	4-81-0	8-174-0
Interceptions: Number-Yds-TD	3-47-0	0-0-0
Fumble Returns: Number-Yds-TD	0-0-0	1-93-0
Miscellaneous Yards	0	0
Possession Time	31:22	28:38
Third-Down Conversions	5 of 16	5 of 20
Fourth-Down Conversions	0 of 0	1 of 2
Red-Zone Scores-Chances	4-6	3-4
Sacks By: Number-Yards	4-26	1-8
PAT Kicks	4-5	2-2
Field Goals	2-2	1-1

### INDIVIDUAL STATISTICS:

**RUSHING:** Old Dominion-Colby Goodwyn 24-184; Angus Harper 16-67; Lorenzo Smith 5-20; Thomas DeMarco 9-11. Georgia State-Evans, Travis 15-62; Russell, Donald 5-20; Lee, Parris 1-6; Wilson, Albert 1-1; Schlechter, Bo 13-minus 4.

**PASSING:** Old Dominion-Thomas DeMarco 13-21-0-126. Georgia State-Schlechter, Bo 9-27-1-147; Little, Drew 7-17-2-59.

**RECEIVING:** Old Dominion-Antonio Vaughan 4-27; Larry Pinkard 2-34; Prentice Gill 2-21; Reid Evans 2-13; Nick Mayers 1-20; Kai Blanco 1-6; Angus Harper 1-5. Georgia State-Wilson, Albert 4-53; Giles, Jordan 3-58; Lee, Parris 2-15; Ogbuehi, E. 2-11; Evans,

**TACKLE LEADERS:** Old Dominion-Craig Wilkins 6-3; Ronnie Cameron 5-3; John Darr 3-4; T.J. Cowart 4-2; Chad King 2-4; Paul Morant 3-1; J.J. Williams 2-2; Carvin Powell 3-0; Xavier Duckett 2-1; Aaron Evans 1-2; Eriq Lewis 2-0; Neal Hale 2-0; Markell Wilkins 2-0; Georgia State-Moody, Dexter 10-2; Demazio, S. 5-4; Barnes, Fred 5-2; Hall, Michael 3-3; Portee, A.J. 3-2; Muasau, Jake 3-2; Bilukidi, C. 3-2; Mallory, Q. 4-0; McClendon, Bren 3-0; Ferguson, R. 3-0; McKay, Allen 3-0; Matthews, D. 2-1; Woodard, T. 1-2; Fears, Jocquez 2-0; Hogan, Mark 1-1; Robinson, J. 1-1;



# Old Dominion Roster

## Alphabetical

6	Alex Arain	LB
41	Brandon Bacchus	CB
81	Jakwail Bailey	WR
95	Nate Barnes	DT
59	Eugene Bazemore	DE
83	Kai Blanco	TE
94	Jagger Blehm	DT
19	A.J. Bordley	CB
77	David Born	OL
38	Brad Bradley	S
44	Darryl Brown	LB
39	Jarod Brown	K
92	Kevin Buchanan	DE
90	Chris Burnette	DT
96	Ronnie Cameron	DT
70	Brandon Carr	OL
88	Mitch Castleberry	TE
51	Michael Colbert	LB
22	T.J. Cowart	CB
25	Mario Crawford	RB
16	Fred Credle	S
89	Tyler Damato	TE
46	John Darr	LB
17	Thomas DeMarco	QB
52	Xavier Duckett	LB
57	Robbie Duncan	OL
15	Aaron Evans	CB
4	Reid Evans	WR
56	James Faircloth	LB
1	Prentice Gill	WR
36	Colby Goodwyn	RB
54	Dominique Guinn-Bailey	DT
30	Neal-Anthony Hale	S
68	Orion Hall	P
32	Angus Harper	RB
14	Taylor Heinicke	QB
58	Jeremy Hensley	OL
64	Rodney Hunter	LB
84	Dorian Jackson	WR
37	Malik Jackson	RB
43	Darrius Jennings	S
76	Ryan Jensen	OL
98	Alex Johnson	DE
18	Akil Jones	CB
79	Mike Justice	OL
93	Chad King	DE
33	Tyree Lee	RB

## Numerical

No.	Name	Pos.	Cl.	Ht.	Wt.	Hometown/High School/Transfer
1	Prentice Gill	WR	Sr.	5-11	180	Los Angeles, Calif./Cathedral/LA Harbor College
2	Tommy Reamon	TE	Jr.-r	6-2	220	Newport News, Va./Gloucester
3	Marquel Thomas	WR	So.-r	6-3	180	Va. Beach, Va./Bayside/North Carolina Tech
4	Reid Evans	WR	Jr.-r	5-10	175	Hampton, Va./Phoebus
5	Antonio Vaughan	WR	Fr.-r	5-8	170	Ahoskie, N.C./Hertford County High
6	Alex Arain	LB	Jr.-r	6-4	220	Va. Beach, Va./Kempsville
7	Nick Mayers	WR	Jr.-r	5-7	170	Va. Beach, Va./Landstown
8	Tyler Clark	QB	Fr.	6-3	205	Chesapeake, Va./Grassfield
9	Larry Pinkard	WR	Fr.-r	5-11	180	Washington, D.C./Ballou
10	Devon Simmons	S	Jr.-r	6-2	205	Newport News, Va./Denbigh
11	Nate Ong	QB	Jr.-r	6-2	200	Escondido, Calif./San Pasqual/Palomar
12	Craig Wilkins	LB	Jr.-r	6-2	225	Washington, D.C./H.D. Woodson
13	Rashad Manley	RB	So.	5-11	180	Hampton, Va./Bethel
14	Taylor Heinicke	QB	Fr.	6-1	190	Atlanta, Ga./Collins Hill
15	Aaron Evans	CB	So.	5-8	185	Newport News, Va./Woodside
16	Fred Credle	S	Jr.-r	5-11	175	Chesapeake, Va./Deep Creek
17	Thomas DeMarco	QB	Sr.-r	5-11	200	Palm Desert, Calif./Palm Desert/Col. of the Desert
18	Akil Jones	CB	Fr.	5-10	150	Fairfax, Va./Oakton
19	A.J. Bordley	CB	Fr.	5-11	160	Va. Beach, Va./First Colonial
20	Paul Morant	S	So.	6-0	195	Hampton, Va./Phoebus
21	J.C. Wiggins	CB	So.	5-10	175	Richmond, Va./Monacan
22	T.J. Cowart	CB	Jr.-r	5-9	185	Va. Beach, Va./Ocean Lakes
23	Reggie Owens	CB	Fr.	6-0	195	Va. Beach, Va./Ocean Lakes
24	Lorenzo Smith	RB	Fr.	5-9	175	Lynchburg, Va./Fork Union
25	Mario Crawford	RB	Jr.	5-8	185	Detroit, Mich./Romulus/Fork Union
26	Eriq Lewis	CB	Fr.-r	6-0	180	Washington, D.C./Coolidge
27	Carvin Powell	S	Jr.	6-1	205	Chesapeake, Va./Great Bridge
28	Markell Wilkins	CB	So.-r	5-8	165	Hampton, Va./Phoebus
29	Patrick Young	LB	So.-r	6-0	195	Va. Beach, Va./Green Run
30	Neal-Anthony Hale	S	Fr.	5-8	175	Norfolk, Va./Maury
31	Jonathan Plisco	P	Jr.-r	6-0	205	Newport News, Va./Woodside
32	Angus Harper	RB	Fr.-r	6-0	210	Alexandria, Va./Edison
33	Tyree Lee	RB	Fr.	5-9	195	Hampton, Va./Phoebus
34	J.J. Williams	LB	Sr.-r	6-2	225	Derby, Kan./Derby/Garden City CC
35	Aquante Thornton	CB	Fr.	5-9	155	Va. Beach, Va./Tallwood
36	Colby Goodwyn	RB	So.	5-10	200	Hampton, Va./Phoebus
37	Malik Jackson	RB	Fr.	5-8	205	Washington, D.C./Archbishop Carroll
38	Brad Bradley	S	Fr.	6-0	190	Richmond, Va./Varina
39	Jarod Brown	K	Jr.	5-11	205	Yorktown, Va./Grafton/West Virginia
40	B.J. McLaughlin	DE	Jr.-r	5-11	230	Columbia, Va./Goochland
41	Brandon Bacchus	CB	Fr.	5-11	180	Hampton, Va./Kecoughtan
42	Keenan Terry II	CB	So.	6-0	170	Hampton, Va./Hampton Christian
43	Darrius Jennings	S	Fr.	5-11	160	Chesapeake, Va./Oscar Smith
44	Darryl Brown	LB	Fr.-r	6-0	225	Va. Beach, Va./First Colonial
45	Rob Mahan	LB	Fr.	6-2	205	Merchantville, N.J./Winslow Township
46	John Darr	LB	So.-r	6-0	235	Forestville, Md./Suitland
47	Mike Lennox	LB	Fr.	6-2	210	Bristow, Va./Brensville

# Old Dominion Roster

## Numerical

<u>No.</u>	<u>Name</u>	<u>Pos.</u>	<u>Cl.</u>	<u>Ht.</u>	<u>Wt.</u>	<u>Hometown/High School/Transfer</u>
48	Preston Smith	DE	Fr.-r	6-2	250	Chesapeake, Va./Deep Creek
49	Dillon Morrow	TE	Fr.	6-3	200	Orange, Va./Orange County
50	Rick Lovato	LS	Fr.	6-2	225	Middletown, N.J./Middletown
51	Michael Colbert	LB	Jr.-r	6-1	220	Fayetteville, N.C./E.E. Smith
52	Xavier Duckett	LB	So.-r.	6-0	225	Roanoke, Va./Northside
54	Dominique Guinn-Bailey	DT	Fr.-r	6-4	265	Portsmouth, Va./Churchland
55	Erik Saylor	DT	Jr.-r	6-2	285	Ijamsville, Md./Urbana
56	James Faircloth	LB	Fr.	5-11	200	Chesapeake, Va./Grassfield
57	Robbie Duncan	OL	Jr.-r	6-4	285	Sterling, Va./Parkview
58	Jeremy Hensley	OL	Sr.	6-1	290	La Palma, Calif./Kennedy/Fullerton College
59	Eugene Bazemore	DE	Fr.	6-1	210	Portsmouth, Va./Churchland
60	Josh Mann	OL	Fr.	6-4	300	Va. Beach, Va./Ocean Lakes
61	Wes Moulton	OL	Fr.-r	6-3	270	Va. Beach, Va./Ocean Lakes
63	Kevin Marley	LS	Fr.	5-10	255	Manassas, Va./Osborn Park
64	Rodney Hunter	LB	So	6-2	200	Miami, Fla./Etowah
65	Perry Owens	OL	So.-r	6-3	275	Edenton, N.C./John A. Holmes
66	Ellett McGeorge	OL	Fr.-r	6-7	310	Midlothian, Va./Cosby
67	Dustin Burdick	K	Fr.	5-9	175	Staunton, Va./Robert E. Lee
68	Orion Hall	P	Fr.-r	5-9	205	Norfolk, Va./Maury
69	Josh Williams	P	Fr.	6-3	240	Keysville, Va./Randolph Henry
70	Brandon Carr	OL	Jr.	6-2	295	Chesapeake, Va./Western Branch/Fork Union
71	Connor Mewbourne	OL	Fr.	6-4	285	Va. Beach, Va./First Colonial
73	Jack Lowney	OL	So.-r	6-4	285	Narberth, Pa./Archbishop Carroll
74	Jonathan McLean	DE	Fr.	6-3	230	Hampton, Va./Phoebus
75	Bryan Morrison	OL	Jr.-r	6-2	290	Ashburn, Va./Broad Run
76	Ryan Jensen	OL	Sr.-r	6-5	300	Petaluma, Calif./Petaluma/Santa Rosa JC
77	David Born	OL	So.-r.	6-8	340	Bakersfield, Calif./West/Bakersfield
79	Mike Justice	OL	So.	6-7	280	Springfield, Va./West Springfield
80	Blair Roberts	WR	Fr.	6-2	190	Pawling, N.Y./Trinity-Pawling
81	Jakwail Bailey	WR	Fr.	5-11	180	Haddonfield, N.J./Paul VI
82	Kirk Spellman	WR	Fr.	5-10	165	Chesapeake, Va./Indian River
83	Kai Blanco	TE	Jr.-r	6-3	260	Alexandria, Va./Mount Vernon
84	Dorian Jackson	WR	Jr.-r	5-10	200	Colonial Heights, Va./Matoaca
85	Chris Lovitt	WR	Jr.-r	5-9	195	Stafford, Va./Colonial Forge
86	Daniel Wray	TE	Fr.	6-3	225	Newport News, Va./Warwick
88	Mitch Castleberry	TE	Fr.	6-5	215	Herndon, Va./Westfield
89	Tyler Damato	TE	Jr.-r	6-1	235	Va. Beach, Va./Landstown
90	Chris Burnette	DT	Jr.-r	6-4	280	Baltimore, Md./Gilman School
91	Andrew Turner	DE	Jr.-r	6-3	255	Va. Beach, Va./Kellam
92	Kevin Buchanan	DE	Fr.	6-3	235	Va. Beach, Va./Maury
93	Chad King	DE	Sr.-r	6-3	255	Springfield, Va./Mt. Vernon/Ohio Dominican
94	Jagger Blehm	DT	Fr.-r	6-3	250	Va. Beach, Va./Green Run
95	Nate Barnes	DT	So.-r	6-5	275	Newport News, Va./Heritage
96	Ronnie Cameron	DT	Sr.-r.	6-2	295	Westbury, N.Y./Holy Trinity/Hofstra
97	Edmon McClam	DT	Sr.	6-6	280	Coward, S.C./Lake City/Louisburg College
98	Alex Johnson	DE	So.-r	6-3	225	New Canton, Va./Buckingham Co./Fork Union
99	Dontez Tyler	DE	Fr.	6-4	230	Ahoskie, N.C./Hertford County

## Alphabetical

47	Mike Lennox	LB
26	Eriq Lewis	CB
50	Rick Lovato	LS
85	Chris Lovitt	WR
73	Jack Lowney	OL
45	Rob Mahan	LB
13	Rashad Manley	QB
60	Josh Mann	OL
63	Kevin Marley	LS
7	Nick Mayers	WR
97	Edmon McClam	DT
66	Ellett McGeorge	OL
40	B.J. McLaughlin	DE
47	Jonathan McLean	DE
71	Connor Mewbourne	OL
20	Paul Morant	S
75	Bryan Morrison	OL
49	Dillian Morrow	TE
61	Wes Moulton	OL
11	Nate Ong	QB
65	Perry Owens	OL
23	Reggie Owens	CB
9	Larry Pinkard	WR
31	Jonathan Plisco	P
27	Carvin Powell	S
2	Tommy Reamon	TE
80	Blair Roberts	WR
55	Erik Saylor	DT
10	Devon Simmon	S
24	Lorenzo Smith	RB
48	Preston Smith	DE
82	Kirk Spellman	WR
42	Keenan Terry II	CB
3	Marquel Thomas	WR
35	Aquante Thornton	CB
91	Andrew Turner	DE
99	Dontez Tyler	DE
5	Antonio Vaughan	WR
21	J.C. Wiggins	CB
12	Craig Wilkins	LB
28	Markell Wilkins	CB
34	J.J. Williams	LB
69	Josh Williams	P
86	Daniel Wray	TE
29	Patrick Young	LB

## 2011 Old Dominion Opponents

Campbell (1-1, 0-0 Pioneer)	Georgia State (1-1 Independent)	Hampton (2-0, 0-0 MEAC)
Sept. 3 at Old Dominion . . . . L, 14-41 Sept. 10 Apprentice . . . . . W, 76-0 <b>Sept. 24 Jacksonville * . . . . 1:00 p.m.</b> Oct. 1 at Drake * . . . . . 2:00 p.m. Oct. 8 Butler * . . . . . Noon Oct. 15 at Marist * . . . . . Noon Oct. 22 San Diego . . . . . 1:00 p.m. Oct. 29 at Davidson * . . . . . 1:00 p.m. Nov. 5 Morehead State * . . . . 1:00 p.m. Nov. 12 at Valparaiso . . . . . 2:00 p.m. Nov. 19 at Georgia State . . . . . 1:00 p.m.	Sept. 2 Clark Atlanta . . . . . W, 41-7 <b>Sept. 10 Old Dominion . . . . . L, 14-40</b> <b>Sept. 17 at Jacksonville St. . . . 3:30 p.m.</b> Sept. 24 at Houston . . . . . 8:00 p.m. Oct. 8 Murray State . . . . . 1:00 p.m. Oct. 15 at South Carolina St. . 1:30 p.m. Oct. 22 South Alabama . . . . . 3:00 p.m. Oct. 29 at UT-San Antonio . . . 2:00 p.m. Oct. 5 St. Francis . . . . . 1:00 p.m. Nov. 12 at West Alabama . . . . . 7:00 p.m. Nov. 19 Campbell . . . . . 1:00 p.m.	Sept. 3 vs. Alabama A&M . . . W, 21-20 Sept. 8 Florida A&M . . . . . W, 23-17 <b>Sept. 17 at Old Dominion . . . 6:00 p.m.</b> Sept. 22 at Bethune-Cookman * 7:30 p.m. Oct. 8 Princeton . . . . . 1:00 p.m. Oct. 15 at Norfolk State * . . . 4:00 p.m. Oct. 22 N.C. Central * . . . . . 2:00 p.m. Oct. 29 at Savannah State * . . 2:00 p.m. Nov. 5 Howard * . . . . . 1:00 p.m. Nov. 12 Delaware State * . . . . 1:00 p.m. Nov. 19 Morgan State * . . . . . 1:00 p.m.
Delaware (1-1, 0-0 CAA)	UMass (1-0, CAA/FBS Transition)	Rhode Island (0-1, 0-0 CAA)
Sept. 3 at Navy . . . . . L, 17-40 Sept. 10 West Chester . . . . . W, 28-17 <b>Sept. 17 Delaware State . . . . 6:00 p.m.</b> <b>Sept. 24 Old Dominion * . . . . Noon</b> Oct. 1 at Maine * . . . . . 3:00 p.m. Oct. 8 William & Mary . . . . . 6:00 p.m. Oct. 15 UMass * . . . . . 3:30 p.m. Oct. 22 at Rhode Island * . . . 12:30 p.m. Oct. 29 at Towson * . . . . . 7:00 p.m. Nov. 12 Richmond * . . . . . 3:30 p.m. Nov. 19 at Villanova * . . . . . 3:30 p.m.	Sept. 1 at Holy Cross . . . . . W, 24-16 <b>Sept. 17 Rhode Island * . . . . 6:30 p.m.</b> Sept. 24 at Boston College . . . . TBA <b>Oct. 1 at Old Dominion * . . . 6:00 p.m.</b> Oct. 8 Central Connecticut . . 6:00 p.m. Oct. 15 at Delaware * . . . . . 3:30 p.m. Oct. 22 New Hampshire * . . . . 3:30 p.m. Oct. 29 at Richmond * . . . . . 1:00 p.m. Nov. 5 Villanova * . . . . . 3:30 p.m. Nov. 12 at Maine * . . . . . 12:30 p.m. Nov. 19 James Madison * . . . . . 1:00 p.m.	Sept. 10 at Syracuse . . . . . L, 14-21 <b>Sept. 17 at UMass * . . . . . 6:30 p.m.</b> Sept. 24 Fordham . . . . . 1:00 p.m. Oct. 1 at Brown . . . . . 6:00 p.m. <b>Oct. 8 Old Dominion * . . . . 1:00 p.m.</b> Oct. 15 at Maine * . . . . . 1:00 p.m. Oct. 22 Delaware * . . . . . 12:20 p.m. Oct. 29 at New Hampshire * . . . Noon Nov. 5 William & Mary * . . . . 1:00 p.m. Nov. 12 at James Madison * . . . 3:00 p.m. Nov. 19 Towson * . . . . . 12:30 p.m.
Towson (2-0, 1-0 CAA)	Villanova (0-2, 0-1 CAA)	James Madison (1-1, 0-0 CAA)
Sept. 3 Morgan State . . . . . W, 40-3 Sept. 10 Villanova * . . . . . W, 31-10 Sept. 24 Colgate . . . . . 7:00 p.m. Oct. 1 at Maryland . . . . . TBA Oct. 8 Richmond * . . . . . 7:30 p.m. <b>Oct. 15 at Old Dominion * . . . 3:30 p.m.</b> Oct. 22 at William & Mary * . 3:30 p.m. Oct. 29 Delaware * . . . . . 6:00 p.m. Nov. 5 at Maine * . . . . . 1:00 p.m. Nov. 12 New Hampshire * . . . . TBA Nov. 19 at Rhode Island * . . . 12:30 p.m.	Sept. 1 at Temple . . . . . L, 7-42 Sept. 10 at Towson * . . . . . L, 10-31 <b>Sept. 17 Monmouth . . . . . 3:30 p.m.</b> Sept. 24 Penn . . . . . 7:00 p.m. Oct. 1 William & Mary * . . . . Noon Oct. 8 at New Hampshire * . . . Noon Oct. 15 at James Madison * . . 1:30 p.m. <b>Oct. 22 Old Dominion * . . . . 3:30 p.m.</b> Oct. 29 Maine . . . . . 3:30 p.m. Nov. 5 at UMass * . . . . . 3:30 p.m. Nov. 19 Delaware * . . . . . 3:30 p.m.	Sept. 3 at North Carolina . . . . L, 10-42 Sept. 10 Central Connecticut . . . W, 14-9 <b>Sept. 17 at Liberty . . . . . 7:00 p.m.</b> Sept. 24 at William & Mary * . 7:00 p.m. Oct. 1 Richmond * . . . . . 3:30 p.m. Oct. 8 Maine * . . . . . 3:30 p.m. Oct. 15 Villanova * . . . . . 1:30 p.m. <b>Oct. 29 at Old Dominion * . . . . Noon</b> Nov. 5 at New Hampshire * . . . Noon Nov. 12 Rhode Island * . . . . . 3:00 p.m. Nov. 19 at UMass * . . . . . 1:00 p.m.
Richmond (2-0, 0-0 CAA)	William & Mary (1-1, 0-0 CAA)	
Sept. 3 at Duke . . . . . W, 23-21 Sept. 10 Wagner . . . . . W, 21-6 <b>Sept. 17 VMI . . . . . 6:00 p.m.</b> Sept. 24 New Hampshire . . . . 3:30 p.m. Oct. 1 at James Madison * . 3:30 p.m. Oct. 8 at Towson * . . . . . 7:30 p.m. Oct. 22 Maine * . . . . . 3:30 p.m. Oct. 29 UMass * . . . . . 1:00 p.m. <b>Nov. 5 at Old Dominion * . . . 1:00 p.m.</b> Nov. 12 at Delaware . . . . . 3:30 p.m. Nov. 19 William & Mary . . . . . Noon	Sept. 3 at Virginia . . . . . L, 3-40 Sept. 10 at VMI . . . . . W, 24-7 <b>Sept. 17 New Haven . . . . . 7:00 p.m.</b> Sept. 24 James Madison * . . . . 7:00 p.m. Oct. 1 at Villanova * . . . . . Noon Oct. 8 at Delaware * . . . . . 6:00 p.m. Oct. 15 New Hampshire * . . . . Noon Oct. 22 Towson * . . . . . 3:30 p.m. Nov. 5 Rhode Island * . . . . . 1:00 p.m. <b>Nov. 12 Old Dominion . . . . . Noon</b> Nov. 19 Richmond * . . . . . Noon	



## HEAD COACH

**BOBBY WILDER**

When he was hired on February 13, 2007, Bobby Wilder's goal was to "AIM HIGH" in everything he did in resurrecting the Old Dominion football team from a 69-year absence. After two years of orchestrating every piece of the puzzle, Wilder's vision has become reality as he has built a program that has not only been the buzz of the Hampton Roads community, but has become the most successful start-up FCS program in history.

Wilder and his staff's inaugural season of play at the Football Championship Subdivision level went well beyond expectations. From the celebrated kickoff versus Chowan, to the heart pounding first FCS victory against Jacksonville, to ensuring a winning season at Savannah State, to extending the win-streak to six in the season finale at VMI, history was made every step of the way. The Monarchs concluded the 2009 season at 9-2 overall writing their way into history.

The Monarchs finished the year ranked in the top ten in five statistical categories as a team including second in sacks allowed, third in scoring offense, turnover margin, and net punting, and ninth in rushing offense. Individually, ODU had its first football All-Americans named in punter Jonathan Plisco and long snapper Dustin Phillips with Plisco leading the nation in punt yardage averaging 44.84 yards per contest. Quarterback Thomas DeMarco was also ranked in the top ten in scoring and was the second leading FCS signal caller in rushing. Wilder meanwhile received the Tom Fergusson Memorial Award at the 65th Norfolk Sports Club Jamboree named as the Metropolitan Person of the Year in Sports.

Year two proved to be just as successful. The Old Dominion football team finished its second season of football at 8-3 in 2010 and over the last two seasons has combined for a 17-5 mark as the winningest FCS start-up program in the books. The Monarchs, who upgraded their schedule in year two in preparation for joining the Colonial Athletic Association (CAA), added a pair of ranked opponents in #12/13 William & Mary and #14/16 Cal Poly and continued to play in front of capacity crowds of 19,782 in all seven of its home games. Statistically speaking, the Monarchs finished their second season of gridiron action fourth in kickoff returns, ranked eighth in scoring offense, eighth in sacks allowed, and 15th in passing offense. Under Wilder's tutelage, punter Jonathan Plisco ranked second nationally in punting, quarterback Thomas DeMarco continued to rank among the top 10 in total offense, newcomer Colby Goodwyn ran this way to third nationally in punt returns, and Ronnie Cameron pushed his way into eighth overall among FCS defenders in tackles for loss.

In addition to his recruiting efforts, Wilder has also been an essential part in the planning and development of what are among the top football facilities in the country. The state-of-the-art \$17 million Powhatan Sports Complex that houses the ODU football offices,

athletic and strength training areas, locker rooms and two practice fields with artificial surface and the \$24.8 million Foreman Field Football Complex, which includes the Ainslie Game Day Building, Astoturf GameDay Grass 3D field surface, scoreboard, sound system, field enclosure and a contiguous parking garage, are among the best the FCS has to offer.

Wilder, his coaching staff, and the football Monarchs now gear up for the biggest challenge yet in 2011. The squad joins the CAA in 2011, the toughest FCS conference in the nation that featured four teams in this past season's playoffs including runner-up Delaware, as well as 2009 FCS champion Villanova, along with William & Mary and New Hampshire.

Since arriving in Norfolk, Wilder has hit the ground running and has not stopped in his quest to make Old Dominion one of the top programs in the country. Both on and off the field, the Monarch head coach is always making sure that the Old Dominion football program is visible throughout the campus, the community and the state. He has honored over 300 speaking engagements to a variety of organizations, but his most important talks have come with high schools coaches throughout the state. Wilder and his staff have made it a point to build a fence around the Hampton Roads community and the state of Virginia, with plans of building a first rate program with players a stones throw from the ODU campus.

Wilder has also been instrumental in getting his team active in the Hampton Roads Community. In what has become an annual event, the ODU Football Monarchs host a bone marrow registry drive and to date has helped register over 450 members of the ODU student body, faculty/staff, and the Hampton Roads community to the registry in an attempt to help save lives from life-threatening diseases nationwide. The Monarchs have also been active volunteering with Special Olympics, hosting youth clinics, and participating at reading and career days at many of the area's elementary and middle schools.





Prior to his arrival at ODU, Wilder served on the Maine staff for the past 17 years and was promoted to assistant head coach and offensive coordinator in 2000 before moving to associate head coach in 2001.

As coordinator, Wilder has orchestrated a balanced attack. The Black Bears averaged 29.1 points per game in 2004, and scored 29 or more in seven of 11 games. Wilder helped tutor running back Marcus Williams, who rushed for 1,077 yards during his senior season, which moved him into first place in school history for career rushing yards. Maine also threw the ball a lot during the campaign as eight different receivers each had double-digit receptions. Ron Whitcomb was at the head of the passing attack as his completions (213) and attempts (350) were the fourth most in a single season since 1950. His 22 touchdown tosses were tied for third most since 1950. Overall, the offense averaged an impressive 5.2 yards per play.

Wilder was named the Assistant Coach of the Year by the Gridiron Club of Greater Boston in 2004, which is presented annually to the top assistant coach in New England.

In 2003, the Black Bears had over 2,000 yards rushing and passing with 4,142 total yards. The ground game was anchored by Williams and the passing game was in the hands of then-freshman Ron Whitcomb, who was named the Atlantic 10 Rookie of the Year as he posted 2,428 yards - the fifth most in a season at Maine.

The 2002 Black Bears finished the season with 4,702 yards in total offense, the most since a school-record 4,861 yards in 1989. In 2001, for the first time in school history, the offense boasted a 2,000-yard passer in Jake Eaton, a 1,000-yard rusher in Royston English, and a 1,000-yard receiver in Stefan Gomes.

Prior to moving to the coordinator post, Wilder served as quarterbacks coach during one of the most explosive eras in Maine history for Black Bear quarterbacks.

Wilder guided four-year starter Mickey Fein to 17 University marks, including the two highest season totals for touchdown passes. Fein ended his career as Maine's second all-time leading passer.

In 2000, Wilder's first full season as offensive coordinator, the Black Bears ranked third in the Atlantic 10 with 29.0 points per game. The rushing game increased its output by 41 yards per game from the previous season and Eaton garnered All-New England honors. Two wide receivers from that team, Dwayne Wilmot and Phil McGeoghan, signed pro contracts and were in NFL camps in 2001. In 2002, Maine tight end Chad Hayes signed with the Kansas City Chiefs and then played briefly with the Cincinnati Bengals.

A 1987 graduate of Maine with a degree in physical education, Wilder captained the Black Bears to the Yankee Conference Championship his senior year. An All-New England quarterback in 1985, he left Maine as the school's all-time leading passer with 4,493 yards, and

is currently sixth behind Mike Buck, Emilio Colon, Fein, Eaton and Whitcomb on the career passing list. Wilder coached four of those former players and played with the fifth.

A 1982 graduate of Madison High School in Madison, Maine, Wilder was a highly recruited quarterback his senior year. He opted to attend Maine and in his sophomore year and led the Black Bears to their first of five consecutive winning seasons.

Upon graduation, Wilder served as a graduate assistant coach for two seasons under Jack Bicknell at Boston College, where he earned his master's degree in educational administration in 1990.

Wilder and his wife, Pam, live in Norfolk with their sons, Derek (15) and Drew (10).

**Playing Career**

1982-87 University of Maine

**Coaching Career**

1988-89 ..... Graduate Assistant, Boston College  
 1990-99 ..... Quarterbacks, University of Maine  
 2000..... Assistant Head Coach/  
 .....Offensive Coordinator, University of Maine  
 2001-06 ..... Associate Head Coach/  
 .....Offensive Coordinator, University of Maine  
 2007- present.....Head Coach, Old Dominion University

**Coaching Record**

Collegiate Overall Record ( Years) ..... 18-5 (2 years)  
 Record at CAA Football Schools ( Years) ..... First Year  
 Record in CAA Football Games (Years) ..... First Year

**Year-By-Year**

Year:	School:	Record:	Conf.
2009	Old Dominion	9-2	0-0
2010	Old Dominion	8-3	0-0
2011	Old Dominion	2-0	0-0
Totals		19-5 (.792)	

## ASSISTANT COACH



# MARC BACOTE

DEFENSIVE BACKS

### THE BACOTE FILE:

Hometown: Hampton, Va.  
High School: Hampton High School  
College: James Madison '08

### COACHING HISTORY:

2011-present - Old Dominion - Defensive Backs  
2010-2011 - Rutgers - Player Development  
2008-2010 - Morehead State - Wide Receivers  
2008 - James Madison - Volunteer Assistant - Wide Receivers

### PLAYING EXPERIENCE:

2007 - Bossier-City Shreveport Battlewings (Arena2)  
2005-2006 - Manchester Wolves (Arena2) -  
2004 - Wichita Stealth (Arena2)  
2003 - Richmond Speed (Arena2)

## ASSISTANT HEAD COACH



# DEALTON COTTON

DEFENSIVE LINE

### THE COTTON FILE:

Hometown: Norfolk, Va.  
High School: Granby High School  
College: East Carolina '95  
Family: Wife - Tephania

### COACHING HISTORY:

2008 - present - Old Dominion - Defensive Line  
2003 - 2007 - Maury High School - Head Coach  
2001 - 2003 - Hertford County High - Head Coach

## ASSISTANT COACH



# BILL DEE

OFFENSIVE LINE

### THE DEE FILE:

Birthdate: April 6, 1953  
College: Mansfield State '75  
Family: Wife - Margaret; Son- William (22); Daughter - Katie (5)

### COACHING HISTORY:

2011 - present - Old Dominion - Offensive Line  
2009- 2011 - Christopher Newport University - Inside Linebackers  
1985-2008 - Phoebus H.S. - Head Coach  
1981-1984 - Southampton H.S. - Head Coach  
1979-1980 - Denbigh H.S. - Defensive Coordinator  
1975-1979 - Greene H.S. (N.Y.) - Defensive Coordinator

## ASSISTANT COACH



# JAROD DODSON

ASST. DEFENSIVE COORDINATOR

### THE DODSON FILE:


Hometown: Palmdale, Calif.  
High School: Highland  
College: South Dakota '99  
Family: Wife - Shannon, Daughters - Mariah (16), LaRae (5), JaelLynn (4), Kendyl (2)

### COACHING HISTORY:

2010 - present - Old Dominion - Secondary  
2009 - Buffalo - Cornerbacks  
2008 - South Dakota - Defensive Coordinator  
2007 - South Dakota - Wide Receivers/Defensive Backs  
2006 - South Dakota - Defensive Backs/Special Teams  
2005 - South Dakota - Wide Receivers  
2000 - 2004 - Michigan Tech - Linebackers/Defensive Backs/Special Teams



**ASSISTANT COACH**



**COREY  
HETHERMAN**

**ROVERS**

**THE HETHERMAN FILE:**

Hometown: Oxford, Mass.  
High School: Oxford  
College: Fitchburg State '06

**COACHING HISTORY:**

2010 - present - Old Dominion - Linebackers  
2010 - Western New England College - Offensive/  
Recruiting Coordinator  
2009 - 2010 - Northeastern - Outside Linebackers  
2007 - 2009 - Springfield College - Graduate Assistant  
2007 - Wuerzburg Panthers - Offensive Coordinator  
2006 - 2007 - King's College - Intern  
2006 - Carinthian Black Lions - Offensive Coordinator  
2006 - Fitchburg State College - Quarterbacks

**PLAYING EXPERIENCE:**

2007 - Wuerzburg Panthers (German Football League)  
2006 - Carinthian Black Lions (Austrian Football League)

**ASSISTANT COACH**



**KEITA  
MALLOY**

**PASS GAME COORDINATOR**

**WIDE RECEIVERS**

**TIGHT ENDS**

**THE MALLOY FILE:**

Hometown: Washington, D.C.  
High School: Bishop McNamara '89  
College: Delaware '95  
Family: Daughters - La-Nyah (13) and Elexa (11)

**COACHING HISTORY:**

2008 - present - Old Dominion - Wide Receivers / Tight  
Ends  
2006 - 2007 - Trinity College - Wide Receivers  
2004 - 2005 - Fordham - Running Backs  
2004 - Fordham - Tight Ends  
2002 - 2003 - West Georgia State - Wide Receivers /  
Special Teams  
2001 - 2002 - Washburn - Running Backs /Wide Receivers  
/ Special Teams  
2000- 2001 - Lafayette - Wide Receivers

**ASSISTANT COACH**



**ANDY  
RONDEAU**

**DEFENSIVE COORDINATOR**

**LINEBACKERS**

**THE RONDEAU FILE:**

Hometown: Holliston, Mass.  
High School: Holliston High School  
College: Syracuse '91  
Family: Wife - Tiffany; Son - Ryan (7); Daughters - Alison  
(6), Kiley (5)

**COACHING HISTORY:**

2007 - present - Old Dominion - Defensive Coordinator /  
Linebackers  
2006 - Maine - Defensive Backs / Special Teams Coordinator  
2004 - 2005 - Buffalo - Asst. Defensive Coordinator / Safeties  
2003 - Tennessee Martin - Defensive Coordinator / Linebackers  
1997 - 2002 - North Dakota State - Defensive Backs  
1994 - 1996 - Pittsburgh - Graduate Assistant / Defensive Backs  
1991 - 1993 - Northeastern University - Assistant Defensive  
Backs  
1990 - Syracuse - Student Manager

**ASSISTANT COACH**



**BRIAN  
SCOTT**

**OFFENSIVE COORDINATOR**

**OFFENSIVE LINE**


**THE SCOTT FILE:**

Hometown: Waterville, Maine  
High School: Waterville  
College: Maine '00

**COACHING HISTORY:**

2007 - present - Old Dominion - Offensive Coordinator /  
Offensive Line  
2004 - 2006 - Maine - Recruiting Coordinator / Offensive  
Line / Running Backs / Tight End  
2003 - Tennessee - Martin - Wide Receivers / Tight Ends  
/ Special Teams  
2002 - UMass - Lowell - Quarterbacks  
2000-2001 - Cony H.S. - Offensive Coordinator /  
Quarterbacks

**ASSISTANT COACH**



**RON  
WHITCOMB**

**RECRUITING COORDINATOR**

**THE WHITCOMB FILE:**

Hometown: Rochester, N.Y.  
High School: East Rochester High School  
College: Maine '06, Old Dominion '09

**COACHING HISTORY:**

2007 - present - Old Dominion - Quarterbacks

**ASSISTANT COACH**



**MICHAEL  
ZYSKOWSKI**

**RUNNING BACKS  
SPECIAL TEAMS**

**THE ZYSKOWSKI FILE:**

Birthdate: August 12, 1980  
Hometown: Grand Rapids, Mich.  
High School: Union High School  
College: Maine '06  
Family: Daughter - Marley (5), Son - Brandon (newborn)


**COACHING HISTORY:**

2008 - Present - Old Dominion University - Running Backs & Special Teams Coordinator  
2007 - Maine - Running Backs and Co-Special Team's Coordinator  
2005 - 2006 - Maine - Assistant Coach - Running Backs  
2004 - Maine - Student Assistant - Running Backs



**RYAN  
MARTIN**

**ASSOCIATE HEAD STRENGTH  
& CONDITIONING COACH**



**JOE  
MAKOVEC**

**ASSISTANT STRENGTH AND  
CONDITIONING COACH**



**TOMMY  
RAPIER**

**EQUIPMENT  
MANAGER**



**DANIEL  
CORNIER**

**ASSISTANT  
EQUIPMENT MANAGER**



**CHRIS  
CROUCH**

**DIRECTOR OF  
FOOTBALL OPERATIONS**



**KYLE  
NORO**

**ADMINISTRATIVE ASSISTANT  
FOR FOOTBALL**

## By-Quarter Stats

### 3rd-Down Conversions

Date	Opponent	Score	Overall	1st Qtr	2nd Qtr	3rd Qtr	4th Qtr	OT
Sept. 5	Campbell	W, 41-14	5-16 (31.2%)	1-4 (25.0%)	2-4 (50.0%)	1-6 (16.7%)	1-2 (50.0%)	--
Sept. 10	at Georgia St.	W, 40-17	5-16 (31.2%)	2-4 (50.0%)	0-3 (0.0%)	1-4 (25.0%)	2-5 (40.0%)	--
Sept. 17	Hampton							
Sept. 24	at Delaware *							
Oct. 1	UMass *							
Oct. 8	at Rhode Island *							
Oct. 15	Towson *							
Oct. 22	at Villanova *							
Oct. 29	James Madison *							
Nov. 5	Richmond *							
Nov. 12	at William & Mary *							
<b>Old Dominion</b>			<b>10-32 (31.2%)</b>	<b>3-8 (37.5%)</b>	<b>2-7 (28.6%)</b>	<b>2-10 (20.0%)</b>	<b>3-7 (42.9%)</b>	<b>--</b>
<b>Opponents</b>			<b>11-40 (27.5%)</b>	<b>3-8 (37.5%)</b>	<b>2-12 (16.7%)</b>	<b>3-10 (30.0%)</b>	<b>3-10 (30.0%)</b>	<b>--</b>

### 4th-Down Conversions

Date	Opponent	Score	Overall	1st Qtr	2nd Qtr	3rd Qtr	4th Qtr	OT
Sept. 5	Campbell	W, 41-14	2-5 (40.0%)	2-3 (66.7%)	0-1 (0.0%)	0-0 (0.0%)	0-1 (0.0%)	--
Sept. 10	at Georgia St.	W, 40-17	0-0 (0.0%)	0-0 (0.0%)	0-0 (0.0%)	0-0 (0.0%)	0-0 (0.0%)	--
Sept. 17	Hampton							
Sept. 24	at Delaware *							
Oct. 1	UMass *							
Oct. 8	at Rhode Island *							
Oct. 15	Towson *							
Oct. 22	at Villanova *							
Oct. 29	James Madison *							
Nov. 5	Richmond *							
Nov. 12	at William & Mary *							
<b>Old Dominion</b>			<b>2-5 (40.0%)</b>	<b>2-3 (66.7%)</b>	<b>0-1 (0.0%)</b>	<b>0-0 (0.0%)</b>	<b>0-1 (0.0%)</b>	<b>--</b>
<b>Opponents</b>			<b>3-8 (37.5%)</b>	<b>0-0 (0.0%)</b>	<b>2-4 (50.0%)</b>	<b>0-0 (0.0%)</b>	<b>1-4 (25.0%)</b>	<b>--</b>

### Time of Possession

Date	Opponent	Score	Overall	1st Qtr	2nd Qtr	3rd Qtr	4th Qtr	OT
Sept. 5	Campbell	W, 41-14	27:12	7:12	6:00	8:51	5:09	--
Sept. 10	at Georgia St.	W, 40-17	31:22	8:59	7:09	6:11	9:03	--
Sept. 17	Hampton							
Sept. 24	at Delaware *							
Oct. 1	UMass *							
Oct. 8	at Rhode Island *							
Oct. 15	Towson *							
Oct. 22	at Villanova *							
Oct. 29	James Madison *							
Nov. 5	Richmond *							
Nov. 12	at William & Mary *							
<b>Old Dominion Total</b>			<b>58:34</b>	<b>16:11</b>	<b>13:09</b>	<b>15:02</b>	<b>14:12</b>	<b>--</b>
<b>Avg.</b>			<b>29:17</b>	<b>8:05</b>	<b>6:34</b>	<b>7:31</b>	<b>7:06</b>	<b>--</b>
<b>Opponents Total</b>			<b>61:26</b>	<b>13:49</b>	<b>16:51</b>	<b>14:58</b>	<b>15:48</b>	<b>--</b>
<b>Avg.</b>			<b>30:43</b>	<b>6:54</b>	<b>8:25</b>	<b>7:29</b>	<b>7:54</b>	<b>--</b>



## Red Zone Stats

### Old Dominion Inside Opponent Red Zone

Date	Opponent	Score	Times	Times	Total	Rush		Pass	FGs		Failed To Score Inside RZ			Half	Game
			InRZ	Scored	PTs	TDs	TDs	TDs	Made	FGA	Down	INT	Fumb		
Sept. 5	Campbell	W, 41-14	6	4	24	3	2	1	1	0	1	0	1	0	0
Sept. 10	at Georgia State	W, 40-17	6	4	27	4	3	1	0	0	0	0	1	1	0
Sept. 17	Hampton														
Sept. 24	at Delaware *														
Oct. 1	UMass *														
Oct. 8	at Rhode Island *														
Oct. 15	Towson *														
Oct. 22	at Villanova *														
Oct. 29	James Madison *														
Nov. 5	Richmond *														
Nov. 12	at William & Mary *														
Totals			12	8	51	7	5	2	1	0	1	0	2	1	0
8 of 12 (66.7%)															

### Opponents Inside Opponent Red Zone

Date	Opponent	Score	Times	Times	Total	Rush		Pass	FGs		Failed To Score Inside RZ			Half	Game
			InRZ	Scored	PTs	TDs	TDs	TDs	Made	FGA	Down	INT	Fumb		
Sept. 5	Campbell	W, 41-14	3	2	14	2	0	2	0	0	1	0	0	0	0
Sept. 10	at Georgia State	W, 40-17	4	3	17	2	2	0	1	0	0	1	0	0	0
Sept. 17	Hampton														
Sept. 24	at Delaware *														
Oct. 1	UMass *														
Oct. 8	at Rhode Island *														
Oct. 15	Towson *														
Oct. 22	at Villanova *														
Oct. 29	James Madison *														
Nov. 5	Richmond *														
Nov. 12	at William & Mary *														
Totals			7	5	31	4	2	2	1	0	1	1	0	0	0
5 of 7 (71.%)															

## STARTING LINE-UPS

### OFFENSE

Date	Opponent	TE	LT	LG	C	RG	RT	QB	RB	WR	WR	WR
Sept. 5	Campbell	Blanco	Jensen	Born	Hensley	Carr	Lowney	DeMarco	Harper	Evans	Vaughan	Gill
Sept. 10	at Georgia St.	Blanco	Jensen	Born	Hensley	Duncan	Lowney	DeMarco	Harper	Evans	Vaughan	Gill
Sept. 17	Hampton											
Sept. 24	at Delaware *											
Oct. 1	UMass *											
Oct. 8	at Rhode Island *											
Oct. 15	Towson *											
Oct. 22	at Villanova *											
Oct. 29	James Madison *											
Nov. 5	Richmond *											
Nov. 12	at William & Mary *											

### DEFENSE

Date	Opponent	END	NOSE	TACKLE	STUD	ROVER	MIKE	BACKER	CB	CB	SS	FS
Sept. 5	Campbell	McClam	Burnette	Cameron	King	Wilkins	Williams	Arain	Cowart	Lewis	Simmons	Powell
Sept. 10	at Georgia St.	McClam	Burnette	Cameron	King	Wilkins	Williams	Arain	Cowart	Lewis	Simmons	Powell
Sept. 17	Hampton											
Sept. 24	at Delaware *											
Oct. 1	UMass *											
Oct. 8	at Rhode Island *											
Oct. 15	Towson *											
Oct. 22	at Villanova *											
Oct. 29	James Madison *											
Nov. 5	Richmond *											
Nov. 12	at William & Mary *											

**GAME-BY-GAME PASSING**

<b>#17 Thomas DeMarco</b>	<b>Comp</b>	<b>Att</b>	<b>Int</b>	<b>Pct</b>	<b>Yards</b>	<b>TD</b>	<b>Long</b>	<b>Sacked</b>	<b>Effic</b>
CAMPBELL	29	38	1	76.3	310	2	43	2-11	156.95
Georgia State	13	21	0	61.9	126	1	23	1-8	128.02
TOTALS	42	59	1	71.2	436	3	43	3-19	146.65

<b>#11 Nate Ong</b>	<b>Comp</b>	<b>Att</b>	<b>Int</b>	<b>Pct</b>	<b>Yards</b>	<b>TD</b>	<b>Long</b>	<b>Sacked</b>	<b>Effic</b>
CAMPBELL	3	5	1	60.0	55	0	32	0-0	112.40
TOTALS	3	5	1	60.0	55	0	32	0-0	112.40

**GAME-BY-GAME RUSHING/RECEIVING**

<b>RUSHING</b>	<b>No-Yds/TD</b>	<b>CAMPBE</b>	<b>GSU</b>
Colby Goodwyn RB	24-184/1	DNP	24-184/1
Angus Harper RB	26-95/1	10-28/1	16-67/0
Lorenzo Smith RB	20-94/0	15-74/0	5-20/0
Antonio Vaughan WR	1-30/1	1-30/1	-
Thomas DeMarco QB	18-24/3	9-13/1	9-11/2
TEAM	1-4/0	1-4/0	-

<b>RECEIVING</b>	<b>No-Yds/TD</b>	<b>CAMPBE</b>	<b>GSU</b>
Antonio Vaughan WR	10-124/1	6-97/1	4-27/0
Angus Harper RB	8-63/0	7-58/0	1-5/0
Prentice Gill WR	5-59/0	3-38/0	2-21/0
Kai Blanco TE	5-58/1	4-52/1	1-6/0
Blair Roberts WR	3-55/0	3-55/0	-
Larry Pinkard WR	5-50/0	3-16/0	2-34/0
Reid Evans WR	5-40/1	3-27/0	2-13/1
Nick Mayers WR	1-20/0	DNP	1-20/0
Marquel Thomas WR	1-11/0	1-11/0	-
Jakwail Bailey WR	1-10/0	1-10/0	-
Dorian Jackson WR	1-1/0	1-1/0	-

**GAME-BY-GAME ALL-PURPOSE YARDS**

<b>ALL-PURPOSE YARDS</b>	<b>Total</b>	<b>CAMPBE</b>	<b>GSU</b>
Colby Goodwyn	222	DNP	222
Antonio Vaughan	221	191	30
Angus Harper	158	86	72
Lorenzo Smith	94	74	20
Blair Roberts	91	55	36
Reid Evans	84	56	28
Prentice Gill	59	38	21
Kai Blanco	54	52	2
Larry Pinkard	50	16	34
Aaron Evans	47	-	47
Devon Simmons	33	-	33
Thomas DeMarco	24	13	11
Nick Mayers	20	DNP	20
Carvin Powell	14	-	14
Paul Morant	12	12	-
Marquel Thomas	11	11	-
Jakwail Bailey	10	10	-
Dorian Jackson	1	1	-
TEAM	-4	-4	-

**GAME-BY-GAME TACKLES**

<b>Total Tackles</b>	<b>UA-A</b>	<b>Total</b>	<b>CAMPBE</b>	<b>GSU</b>
Ronnie Cameron DT	8-9	17	3-6	5-3
Craig Wilkins LB	8-7	15	2-4	6-3
Chad King DE	5-7	12	3-3	2-4
John Darr LB	5-5	10	2-1	3-4
Paul Morant SAF	7-2	9	4-1	3-1
Devon Simmons SAF	2-6	8	2-5	0-1
T.J. Cowart CB	4-4	8	0-2	4-2
J.J. Williams LB	2-6	8	0-4	2-2
Carvin Powell SAF	6-2	8	3-2	3-0
Alex Arain LB	3-3	6	2-2	1-1
Eriq Lewis CB	5-1	6	3-1	2-0
Chris Burnette DT	2-3	5	2-3	-
Alex Johnson DE	0-5	5	0-5	DNP
Markell Wilkins CB	3-1	4	1-1	2-0
Edmon McClam DT	1-3	4	0-3	1-0
Fred Credle SAF	0-4	4	0-4	-
Xavier Duckett LB	3-1	4	1-0	2-1
Keenan Terry CB	2-2	4	2-1	0-1
Aaron Evans CB	1-2	3	-	1-2
D. Guinn-Bailey DT	2-1	3	2-1	-
B.J. McLaughlin DE	1-2	3	0-2	1-0
Patrick Young LB	1-2	3	0-1	1-1
Nate Barnes DT	0-3	3	0-2	0-1
Michael Colbert LB	1-1	2	DNP	1-1
Neal Hale SAF	2-0	2	-	2-0
Preston Smith DE	0-1	1	0-1	DNP
Rick Lovato	1-0	1	-	1-0
Erik Saylor DT	1-0	1	-	1-0
James Faircloth LB	1-0	1	-	1-0
Robbie Duncan	0-1	1	-	0-1
Jarod Brown	0-1	1	0-1	-
Larry Pinkard	1-0	1	-	1-0
Jakwail Bailey	1-0	1	1-0	-
Lorenzo Smith	1-0	1	1-0	-
Tommy Reamon	0-1	1	-	0-1

**GAME-BY-GAME SACKS**

<b>SACKS</b>	<b>UA-A</b>	<b>Total</b>	<b>CAMPBE</b>	<b>GSU</b>
Ronnie Cameron DT	1-3	2.5	0.5-4	2.0-18
Chad King DE	1-1	1.5	1.0-7	0.5-2
Erik Saylor DT	1-0	1.0	-	1.0-2
D. Guinn-Bailey DT	1-0	1.0	1.0-5	-
B.J. McLaughlin DE	0-1	0.5	0.5-4	-
Patrick Young LB	0-1	0.5	0.5-4	-
John Darr LB	0-1	0.5	-	0.5-4
Nate Barnes DT	0-1	0.5	0.5-1	-
Alex Johnson DE	0-1	0.5	0.5-1	DNP
Fred Credle SAF	0-1	0.5	0.5-4	-

**GAME-BY-GAME TACKLES FOR LOSS**

TACKLES FOR LOSS	UA-A	Total	CAMPBE	GSU
Ronnie Cameron DT	2-4	4.0	2.0-10	2.0-18
D. Guinn-Bailey DT	2-0	2.0	2.0-9	-
Chad King DE	1-2	2.0	1.5-11	0.5-2
Patrick Young LB	1-1	1.5	0.5-4	1.0-1
Fred Credle SAF	0-2	1.0	1.0-7	-
Alex Arain LB	1-0	1.0	1.0-4	-
Craig Wilkins LB	1-0	1.0	-	1.0-2
Erik Saylor DT	1-0	1.0	-	1.0-2
John Darr LB	0-2	1.0	0.5-0	0.5-4
Alex Johnson DE	0-1	0.5	0.5-1	DNP
B.J. McLaughlin DE	0-1	0.5	0.5-4	-
Nate Barnes DT	0-1	0.5	0.5-1	-

**GAME-BY-GAME FUMBLES**

FUMBLES	No-Lost	CAMPBE	GSU
Kai Blanco TE	1-0	-	1-0
Lorenzo Smith RB	1-1	1-1	-
Thomas DeMarco QB	1-0	1-0	-
Antonio Vaughan WR	1-1	-	1-1
Colby Goodwyn RB	1-1	DNP	1-1
Paul Morant	1-0	1-0	-

FUMBLES FORCED	Number	CAMPBE	GSU
Keenan Terry	1	1	-

FUMBLES RECOVERED	Number	CAMPBE	GSU
John Darr	1	1	-

**GAME-BY-GAME RETURNS**

PUNT RETURNS	No-Yds	CAMPBE	GSU
Reid Evans	7-44	5-29	2-15
Antonio Vaughan	3-19	1-16	2-3
Alex Arain	1-0	-	1-0

KICK RETURNS	No-Yds	CAMPBE	GSU
Antonio Vaughan	3-48	3-48	-
Aaron Evans	2-47	-	2-47
Colby Goodwyn	1-38	DNP	1-38
Kai Blanco	1--4	-	1--4

INT. RETURNS	No-Yds	CAMPBE	GSU
Paul Morant	1-12	1-12	-
Carvin Powell	1-14	-	1-14
Eriq Lewis	1-0	-	1-0
Devon Simmons	1-33	-	1-33

FUMBLE RETURNS	No-Yds	CAMPBE	GSU
----------------	--------	--------	-----



**Old Dominion Overall Team Statistics (as of Sep 13, 2011)**  
**All games**

<b>Team Statistics</b>	<b>ODU</b>	<b>OPP</b>
SCORING	81	31
Points Per Game	40.5	15.5
FIRST DOWNS	40	32
Rushing	16	11
Passing	22	17
Penalty	2	4
RUSHING YARDAGE	423	135
Yards gained rushing	451	224
Yards lost rushing	28	89
Rushing Attempts	90	75
Average Per Rush	4.7	1.8
Average Per Game	211.5	67.5
TDs Rushing	6	2
PASSING YARDAGE	491	387
Comp-Att-Int	45-64-2	37-85-4
Average Per Pass	7.7	4.6
Average Per Catch	10.9	10.5
Average Per Game	245.5	193.5
TDs Passing	3	2
TOTAL OFFENSE	914	522
Total Plays	154	160
Average Per Play	5.9	3.3
Average Per Game	457.0	261.0
KICK RETURNS: #-Yards	7-129	15-351
PUNT RETURNS: #-Yards	11-99	7-85
INT RETURNS: #-Yards	4-59	2-19
KICK RETURN AVERAGE	18.4	23.4
PUNT RETURN AVERAGE	9.0	12.1
INT RETURN AVERAGE	14.8	9.5
FUMBLES-LOST	6-3	4-1
PENALTIES-Yards	14-123	13-104
Average Per Game	61.5	52.0
PUNTS-Yards	13-609	20-746
Average Per Punt	46.8	37.3
Net punt average	38.8	32.3
TIME OF POSSESSION/Game	29:17	30:43
3RD-DOWN Conversions	10/32	11/40
3rd-Down Pct	31%	28%
4TH-DOWN Conversions	2/5	3/8
4th-Down Pct	40%	38%
SACKS BY-Yards	9-56	3-19
MISC YARDS	0	0
TOUCHDOWNS SCORED	10	4
FIELD GOALS-ATTEMPTS	4-4	1-1
ON-SIDE KICKS	0-0	0-0
RED-ZONE SCORES	(8-12) 67%	(5-7) 71%
RED-ZONE TOUCHDOWNS	(7-12) 58%	(4-7) 57%
PAT-ATTEMPTS	(9-10) 90%	(4-4) 100%
ATTENDANCE	19818	11701
Games/Avg Per Game	1/19818	1/11701
Neutral Site Games		0/0

<b>Score by Quarters</b>	<b>1st</b>	<b>2nd</b>	<b>3rd</b>	<b>4th</b>	<b>oT</b>	<b>Total</b>
Old Dominion	27	28	19	7	0	81
Opponents	17	7	7	0	0	31

## Old Dominion Overall Individual Statistics (as of Sep 13, 2011)

### All games

<b>Rushing</b>	<b>gp</b>	<b>att</b>	<b>gain</b>	<b>loss</b>	<b>net</b>	<b>avg</b>	<b>td</b>	<b>lg</b>	<b>avg/g</b>
Colby Goodwyn	1	24	184	0	184	7.7	1	53	184.0
Angus Harper	2	26	97	2	95	3.7	1	12	47.5
Lorenzo Smith	2	20	94	0	94	4.7	0	12	47.0
Antonio Vaughan	2	1	30	0	30	30.0	1	30	15.0
Thomas DeMarco	2	18	46	22	24	1.3	3	10	12.0
TEAM	2	1	0	4	-4	-4.0	0	0	-2.0
Total	2	90	451	28	423	4.7	6	53	211.5
Opponents	2	75	224	89	135	1.8	2	15	67.5

<b>Passing</b>	<b>gp</b>	<b>effic</b>	<b>comp-att-int</b>	<b>pct</b>	<b>yds</b>	<b>td</b>	<b>lg</b>	<b>avg/g</b>
Thomas DeMarco	2	146.65	42-59-1	71.2	436	3	43	218.0
Nate Ong	1	112.40	3-5-1	60.0	55	0	32	55.0
Total	2	143.98	45-64-2	70.3	491	3	43	245.5
Opponents	2	80.13	37-85-4	43.5	387	2	37	193.5

<b>Receiving</b>	<b>gp</b>	<b>no.</b>	<b>yds</b>	<b>avg</b>	<b>td</b>	<b>lg</b>	<b>avg/g</b>
Antonio Vaughan	2	10	124	12.4	1	43	62.0
Angus Harper	2	8	63	7.9	0	21	31.5
Prentice Gill	2	5	59	11.8	0	35	29.5
Kai Blanco	2	5	58	11.6	1	26	29.0
Larry Pinkard	2	5	50	10.0	0	23	25.0
Reid Evans	2	5	40	8.0	1	15	20.0
Blair Roberts	2	3	55	18.3	0	32	27.5
Nick Mayers	1	1	20	20.0	0	20	20.0
Marquel Thomas	2	1	11	11.0	0	11	5.5
Jakwail Bailey	2	1	10	10.0	0	10	5.0
Dorian Jackson	2	1	1	1.0	0	1	0.5
Total	2	45	491	10.9	3	43	245.5
Opponents	2	37	387	10.5	2	37	193.5

<b>Punt Returns</b>	<b>no.</b>	<b>yds</b>	<b>avg</b>	<b>td</b>	<b>lg</b>
Reid Evans	7	44	6.3	0	22
Antonio Vaughan	3	19	6.3	0	16
Alex Arain	1	0	0.0	0	0
Blair Roberts	0	36	0.0	1	36
Total	11	99	9.0	1	36
Opponents	7	85	12.1	0	30

<b>Interceptions</b>	<b>no.</b>	<b>yds</b>	<b>avg</b>	<b>td</b>	<b>lg</b>
Devon Simmons	1	33	33.0	0	33
Carvin Powell	1	14	14.0	0	14
Paul Morant	1	12	12.0	0	12
Eriq Lewis	1	0	0.0	0	0
Total	4	59	14.8	0	33
Opponents	2	19	9.5	0	19

<b>Kick Returns</b>	<b>no.</b>	<b>yds</b>	<b>avg</b>	<b>td</b>	<b>lg</b>
Antonio Vaughan	3	48	16.0	0	21
Aaron Evans	2	47	23.5	0	28
Kai Blanco	1	-4	-4.0	0	0
Colby Goodwyn	1	38	38.0	0	38
Total	7	129	18.4	0	38
Opponents	15	351	23.4	0	41

<b>Fumble Returns</b>	<b>no.</b>	<b>yds</b>	<b>avg</b>	<b>td</b>	<b>lg</b>
Total	0	0	0.0	0	0
Opponents	1	93	93.0	0	93

**Old Dominion Overall Individual Statistics (as of Sep 13, 2011)**  
**All games**

Scoring	td	fg	PAT				dpx	saf	pts
			kick	rush	rcv	pass			
Jarod Brown	-	4-4	9-10	-	-	-	-	-	21
Thomas DeMarco	3	-	-	-	-	-	-	-	18
Antonio Vaughan	2	-	-	-	-	-	-	-	12
Reid Evans	1	-	-	-	-	-	-	-	6
Angus Harper	1	-	-	-	-	-	-	-	6
Colby Goodwyn	1	-	-	-	-	-	-	-	6
Kai Blanco	1	-	-	-	-	-	-	-	6
Blair Roberts	1	-	-	-	-	-	-	-	6
<b>Total</b>	<b>10</b>	<b>4-4</b>	<b>9-10</b>	<b>-</b>	<b>-</b>	<b>-</b>	<b>-</b>	<b>-</b>	<b>81</b>
Opponents	4	1-1	4-4	-	-	-	-	-	31

Total Offense	g	plays	rush	pass	total	avg/g
Thomas DeMarco	2	77	24	436	460	230.0
Colby Goodwyn	1	24	184	0	184	184.0
Angus Harper	2	26	95	0	95	47.5
Lorenzo Smith	2	20	94	0	94	47.0
Nate Ong	1	5	0	55	55	55.0
Antonio Vaughan	2	1	30	0	30	15.0
TEAM	2	1	-4	0	-4	-2.0
<b>Total</b>	<b>2</b>	<b>154</b>	<b>423</b>	<b>491</b>	<b>914</b>	<b>457.0</b>
Opponents	2	160	135	387	522	261.0

Field Goals	fg	pct.	01-19	20-29	30-39	40-49	50-99	lg	blk
Jarod Brown	4-4	100.0	0-0	0-0	1-1	2-2	1-1	51	0

FG Sequence	Old Dominion	Opponents
CAMPBELL	(32),(45)	-
Georgia State	(51),(45)	(26)

Numbers in (parentheses) indicate field goal was made.

Punting	no.	yds	avg	lg	tb	fc	i20	50+	blk
Jonathan Plisco	12	555	46.2	61	0	0	3	7	0
Thomas DeMarco	1	54	54.0	54	1	0	0	1	0
<b>Total</b>	<b>13</b>	<b>609</b>	<b>46.8</b>	<b>61</b>	<b>1</b>	<b>0</b>	<b>3</b>	<b>8</b>	<b>0</b>
Opponents	20	746	37.3	49	0	6	7	0	2

Kickoffs	no.	yds	avg	tb	ob	retn	net	ydln
Jarod Brown	16	1013	63.3	0	0			
<b>Total</b>	<b>16</b>	<b>1013</b>	<b>63.3</b>	<b>0</b>	<b>0</b>	<b>23.4</b>	<b>41.4</b>	<b>28</b>
Opponents	7	370	52.9	0	0	18.4	34.4	35

**Old Dominion Overall Individual Statistics (as of Sep 13, 2011)**  
**All games**

<u>All Purpose</u>	<u>g</u>	<u>rush</u>	<u>rcv</u>	<u>pr</u>	<u>kr</u>	<u>ir</u>	<u>total</u>	<u>avg/g</u>
Colby Goodwyn	1	184	0	0	38	0	222	222.0
Antonio Vaughn	2	30	124	19	48	0	221	110.5
Angus Harper	2	95	63	0	0	0	158	79.0
Lorenzo Smith	2	94	0	0	0	0	94	47.0
Blair Roberts	2	0	55	36	0	0	91	45.5
Reid Evans	2	0	40	44	0	0	84	42.0
Prentice Gill	2	0	59	0	0	0	59	29.5
Kai Blanco	2	0	58	0	-4	0	54	27.0
Larry Pinkard	2	0	50	0	0	0	50	25.0
Aaron Evans	2	0	0	0	47	0	47	23.5
Devon Simmons	2	0	0	0	0	33	33	16.5
Thomas DeMarc	2	24	0	0	0	0	24	12.0
Nick Mayers	1	0	20	0	0	0	20	20.0
Carvin Powell	2	0	0	0	0	14	14	7.0
Paul Morant	2	0	0	0	0	12	12	6.0
Marquel Thomas	2	0	11	0	0	0	11	5.5
Jakwail Bailey	2	0	10	0	0	0	10	5.0
Dorian Jackson	2	0	1	0	0	0	1	0.5
TEAM	2	-4	0	0	0	0	-4	-2.0
Total	2	423	491	99	129	59	1201	600.5
Opponents	2	135	387	85	351	19	977	488.5



**Old Dominion Overall Defensive Statistics (as of Sep 13, 2011)**  
**All games**

#	Defensive Leaders	gp	Tackles			tfl/yds	Sacks	Pass defense			Fumbles	blkd		
			ua	a	tot		no-yds	int-yds	brup	qbh	rcv-yds	ff	kick	saf
96	Ronnie Cameron	2	8	9	17	4.0-28	2.5-22	.	.	5	.	.	.	.
12	Craig Wilkins	2	8	7	15	1.0-2	.	.	2	.	.	.	.	.
93	Chad King	2	5	7	12	2.0-13	1.5-9	.	1	1	.	.	.	.
46	John Darr	2	5	5	10	1.0-4	0.5-4	.	.	.	1-0	.	.	.
20	Paul Morant	2	7	2	9	.	.	1-12	2	.	.	.	1	.
27	Carvin Powell	2	6	2	8	.	.	1-14	.	.	.	.	.	.
34	J.J. Williams	2	2	6	8	.	.	.	.	.	.	.	.	.
22	T.J. Cowart	2	4	4	8	.	.	.	.	.	.	.	.	.
10	Devon Simmons	2	2	6	8	.	.	1-33	.	.	.	.	.	.
26	Eriq Lewis	2	5	1	6	.	.	1-0	3	.	.	.	.	.
6	Alex Arain	2	3	3	6	1.0-4	.	.	1	.	.	.	1	.
98	Alex Johnson	1	.	5	5	0.5-1	0.5-1	.	.	.	.	.	.	.
90	Chris Burnette	2	2	3	5	.	.	.	.	2	.	.	.	.
42	Keenan Terry	2	2	2	4	.	.	.	.	.	.	1	.	.
97	Edmon McClam	2	1	3	4	.	.	.	.	2	.	.	.	.
52	Xavier Duckett	2	3	1	4	.	.	.	.	.	.	.	.	.
16	Fred Credle	2	.	4	4	1.0-7	0.5-4	.	.	.	.	.	.	.
28	Markell Wilkins	2	3	1	4	.	.	.	.	1	.	.	.	.
54	D. Guinn-Bailey	2	2	1	3	2.0-9	1.0-5	.	.	.	.	.	.	.
29	Patrick Young	2	1	2	3	1.5-5	0.5-4	.	1	1	.	.	.	.
40	B.J. McLaughlin	2	1	2	3	0.5-4	0.5-4	.	.	.	.	.	.	.
15	Aaron Evans	2	1	2	3	.	.	.	.	.	.	.	.	.
95	Nate Barnes	2	.	3	3	0.5-1	0.5-1	.	.	1	.	.	.	.
51	Michael Colbert	1	1	1	2	.	.	.	.	.	.	.	.	.
30	Neal Hale	2	2	.	2	.	.	.	.	.	.	.	.	.
48	Preston Smith	1	.	1	1	.	.	.	.	.	.	.	.	.
50	Rick Lovato	2	1	.	1	.	.	.	.	.	.	.	.	.
2	Tommy Reamon	2	.	1	1	.	.	.	.	.	.	.	.	.
81	Jakwail Bailey	2	1	.	1	.	.	.	.	.	.	.	.	.
57	Robbie Duncan	2	.	1	1	.	.	.	.	.	.	.	.	.
56	James Faircloth	2	1	.	1	.	.	.	.	.	.	.	.	.
24	Lorenzo Smith	2	1	.	1	.	.	.	.	.	.	.	.	.
55	Erik Saylor	2	1	.	1	1.0-2	1.0-2	.	.	.	.	.	.	.
9	Larry Pinkard	2	1	.	1	.	.	.	.	.	.	.	.	.
39	Jarod Brown	2	.	1	1	.	.	.	.	.	.	.	.	.
44	Darryl Brown	1	.	.	.	.	.	.	1	.	.	.	.	.
Total		2	80	86	166	16-80	9-56	4-59	11	13	1-0	1	2	.
Opponents		2	93	88	181	8-32	3-19	2-19	5	2	3-93	3	.	.

## Old Dominion Combined Team Statistics (as of Sep 13, 2011) All games

Date	Opponent	Score	Att.	Record:	Overall	Home	Away	Neutral
Sep 03, 2011	CAMPBELL	W 41-14	19818	All games	2-0	1-0	1-0	0-0
Sep 10, 2011	at Georgia State	W 40-17	11701	Conference	0-0	0-0	0-0	0-0
				Non-Conference	2-0	1-0	1-0	0-0

Rushing									
gp	att	gain	loss	net	avg	td	lg	avg/g	
Colby Goodwyn	1	24	184	0	184	7.7	1	53	184.0
Angus Harper	2	26	97	2	95	3.7	1	12	47.5
Lorenzo Smith	2	20	94	0	94	4.7	0	12	47.0
Antonio Vaughan	2	1	30	0	30	30.0	1	30	15.0
Thomas DeMarco	2	18	46	22	24	1.3	3	10	12.0
TEAM	2	1	0	4	-4	-4.0	0	0	-2.0
Total	2	90	451	28	423	4.7	6	53	211.5
Opponents	2	75	224	89	135	1.8	2	15	67.5

Passing									
gp	effic	comp-att-int	pct	yds	td	lg	avg/g		
Thomas DeMarco	2	146.65	42-59-1	71.2	436	3	43	218.0	
Nate Ong	1	112.40	3-5-1	60.0	55	0	32	55.0	
Total	2	143.98	45-64-2	70.3	491	3	43	245.5	
Opponents	2	80.13	37-85-4	43.5	387	2	37	193.5	

Receiving									
gp	no.	yds	avg	td	lg	avg/g			
Antonio Vaughan	2	10	124	12.4	1	43	62.0		
Angus Harper	2	8	63	7.9	0	21	31.5		
Prentice Gill	2	5	59	11.8	0	35	29.5		
Kai Blanco	2	5	58	11.6	1	26	29.0		
Larry Pinkard	2	5	50	10.0	0	23	25.0		
Reid Evans	2	5	40	8.0	1	15	20.0		
Blair Roberts	2	3	55	18.3	0	32	27.5		
Nick Meyers	1	1	20	20.0	0	20	20.0		
Marquel Thomas	2	1	11	11.0	0	11	5.5		
Jakwail Bailey	2	1	10	10.0	0	10	5.0		
Dorian Jackson	2	1	1	1.0	0	1	0.5		
Total	2	45	491	10.9	3	43	245.5		
Opponents	2	37	387	10.5	2	37	193.5		

Field Goals									
fg	pct.	01-19	20-29	30-39	40-49	50-99	lg	blk	
Jarod Brown	4-4	100.0	0-0	0-0	1-1	2-2	50-99	51	0

Scoring									
td	fg	PAT					dpx	saf	pts
		kick	rush	rcv	pass				
Jarod Brown	-	4-4	9-10	-	-	-	-	-	21
Thomas DeMarco	3	-	-	-	-	-	-	-	18
Antonio Vaughan	2	-	-	-	-	-	-	-	12
Blair Roberts	1	-	-	-	-	-	-	-	6
Colby Goodwyn	1	-	-	-	-	-	-	-	6
Angus Harper	1	-	-	-	-	-	-	-	6
Reid Evans	1	-	-	-	-	-	-	-	6
Kai Blanco	1	-	-	-	-	-	-	-	6
Total	10	4-4	9-10	-	-	-	-	-	81
Opponents	4	1-1	4-4	-	-	-	-	-	31

Score by Quarters						
	1st	2nd	3rd	4th	OT	Total
Old Dominion	27	28	19	7	0	81
Opponents	17	7	7	0	0	31

Tackles											
#	Defensive Leaders	gp	ua	Tackles		tfl/yds	Sacks	Pass defense		Fumbles	blkd
				a	tot			int-yds	brup		
96	Ronnie Cameron	2	8	9	17	4.0-28	2.5-22		5		

Team Statistics										
ODU										
OPP										
FIRST DOWNS					40					32
Rushing					16					11
Passing					22					17
Penalty					2					4
RUSHING YARDAGE					423					135
Rushing Attempts					90					75
Average Per Rush					4.7					1.8
Average Per Game					211.5					67.5
TDs Rushing					6					2
PASSING YARDAGE					491					387
Comp-Att-Int					45-64-2					37-85-4
Average Per Pass					7.7					4.6
Average Per Catch					10.9					10.5
Average Per Game					245.5					193.5
TDs Passing					3					2
TOTAL OFFENSE					914					522
Average Per Play					5.9					3.3
Average Per Game					457.0					261.0
KICK RETURNS: #-Yards					7-129					15-351
PUNT RETURNS: #-Yards					11-99					7-85
INT RETURNS: #-Yards					4-59					2-19
FUMBLES-LOST					6-3					4-1
PENALTIES-Yards					14-123					13-104
PUNTS-AVG					13-46.8					20-37.3
TIME OF POSSESSION/Game					29:17					30:43
3RD-DOWN Conversions					10/32					11/40
4TH-DOWN Conversions					2/5					3/8

Interceptions					
no.	yds	avg	td	lg	
Carvin Powell	1	14	14.0	0	14
Paul Morant	1	12	12.0	0	12
Eriq Lewis	1	0	0.0	0	0
Devon Simmons	1	33	33.0	0	33

Punting									
no.	yds	avg	lg	tb	fc	i20	50+	blk	
Jonathan Plisco	12	555	46.2	61	0	0	3	7	0
Thomas DeMarco	1	54	54.0	54	1	0	0	1	0

Punt Returns					
no.	yds	avg	td	lg	
Reid Evans	7	44	6.3	0	22
Antonio Vaughan	3	19	6.3	0	16
Alex Arain	1	0	0.0	0	0
Blair Roberts	0	36	0.0	1	36
Total	11	99	9.0	1	36
Opponents	7	85	12.1	0	30

Kick Returns					
no.	yds	avg	td	lg	
Antonio Vaughan	3	48	16.0	0	21
Aaron Evans	2	47	23.5	0	28
Kai Blanco	1	-4	-4.0	0	0
Colby Goodwyn	1	38	38.0	0	38
Total	7	129	18.4	0	38
Opponents	15	351	23.4	0	41

All Purpose									
g	rush	rcv	pr	kr	ir	total	avg/g		
Colby Goodwyn	1	184	0	0	38	0	222	222.0	
Antonio Vaughan	2	30	124	19	48	0	221	110.5	
Angus Harper	2	95	63	0	0	0	158	79.0	
Lorenzo Smith	2	94	0	0	0	0	94	47.0	
Blair Roberts	2	0	55	36	0	0	91	45.5	
Total	2	423	491	99	129	59	1201	600.5	
Opponents	2	135	387	85	351	19	977	488.5	

Total Offense						
g	plays	rush	pass	total	avg/g	
Thomas DeMarco	2	77	24	436	460	230.0
Colby Goodwyn	1	24	184	0	184	184.0
Angus Harper	2	26	95	0	95	47.5
Lorenzo Smith	2	20	94	0	94	47.0
Nate Ong	1	5	0	55	55	55.0
Total	2	154	423	491	914	457.0
Opponents	2	160	135	387	522	261.0