



STATISTICAL BREAKDOWN		
VS UAB		
Monarchs	Hitting	Blazers
.255	<b>AVG.</b>	.237
.355	<b>SLUG</b>	.318
.344	<b>OB%</b>	.347
215	<b>RUNS</b>	180
347	<b>HITS</b>	290
61	<b>2B</b>	46
12	<b>3B</b>	10
17	<b>HR</b>	11
187	<b>RBI</b>	163
280	<b>SO</b>	290
163	<b>BB</b>	170
60-77	<b>SB-SA</b>	46-64
Monarchs	Pitching	Blazers
4.64	<b>ERA</b>	3.51
364.1	<b>IP</b>	338.0
244	<b>SO</b>	225
.286	<b>B/AVG.</b>	.225
Monarchs	Fielding	Blazers
1093	<b>PO</b>	1014
457	<b>A</b>	379
50	<b>E</b>	50
.969	<b>Fld. %</b>	.965
37	<b>DP</b>	30

**C-USA PLAYERS OF THE WEEK**

Feb. 22	H	Esteban Puerta, 1B, FAU
<b>Feb. 22</b>	<b>P</b>	<b>Sam Sinnen, RHP, ODU</b>
Feb. 29	H	Thomas Peter, LF, WKU
Feb. 29	P	Tyler Clancy, LHP, LA Tech
Mar. 7	H	Chandler Hall, SS, LA Tech
Mar. 7	P	Jon Duplantier, RHP, Rice
Mar. 14	H	Drew Ober, DH, Charlotte
Mar. 14	P	Ricardo Salinas, RHP, Rice
Mar. 21	H	Kerr (FAU) & Sandlin (USM)
Mar. 21	P	Aaron Burns, RHP, UTSA
Mar. 28	H	Charlie Warren, RF, Rice
Mar. 28	P	Jon Duplantier, RHP, Rice
Apr. 4	H	Zack Soria, C, FIU
Apr. 4	P	Nate Hoffman, RHP, MTSU
Apr. 11	H	Ober (CHA) & Washam (LA Tech)
Apr. 11	P	Holden Capps, LHP, Charlotte
Apr. 18	H	Tristan Gray, OF, Rice
Apr. 18	P	Joshua Shapiro, LHP, Marshall
Apr. 25	H	Steven Kraft, 2B, WKU
Apr. 25	P	Josh Maciejewski, LHP, Charlotte

P - Pitcher  
H - Hitter

to the game and the event in Rally Alley.

**Friday Starter: Sam Sinnen (RHP, Jr., 3.35 ERA, 3-1)**

Sinnen is back into the weekend lineup after being put in the bullpen following the FIU series in Miami. He ranks second on the team with a 3.35 ERA and holds a 3-1 overall record. He has pitched in 48.1 innings and has allowed 42 hits and 22 runs (18 earned). He also ranks second on the squad with 35 strikeouts, as opponents are hitting .231 against him. Last season, Sinnen was named a Second Team All-C-USA selection and was the team leader in wins with six and 53 strikeouts in 66.2 innings.

**Saturday Starter: Victor Diaz (RHP, RSr., 2.06 ERA, 5-3)**

Diaz is making his 10th start of the season on the mound and will make his 13th appearance. He leads the team with a 2.06 ERA, which also ranks third in the conference and 65th in the nation. He has recorded five wins, the most of any Monarch and has pitched in 52.1 innings. He has allowed 53 hits and just 12 earned runs during his time on the mound and has fanned 24. Opponents are hitting .269 against him this year. Last season, Diaz only competed in six games before suffering a season ending arm injury.

**Sunday Starter: TBA**

**SCOUTING UAB (17-22, 9-9 C-USA)**

UAB enters the series coming off a three-game sweep of the Conference USA foe Middle Tennessee at Young Memorial Field. Freshman starting pitcher Kyle Davis (2-0) earned the win in his first career start as the Blazers (17-22, 9-9 C-USA) picked up their first sweep of the season to pull to 9-9 in C-USA play. The UAB bats contributed 11 hits, four of which came from Brewer Hicklen. Davis retired the first nine MTSU (16-25, 4-14 C-USA) batters in order and exited after five innings of one-hit baseball with a couple of strikeouts on 49 pitches.

**Friday Starter: Tanner Graham (RHP, Fr., 4.12 ERA, 2-4)**

Graham is third on the team with a 4.12 ERA as a freshman. He holds a 2-4 overall record in 11 appearances and 54.2 innings pitched. He has started in all but one contest (10). He has allowed 46 hits, 29 runs (25 earned) and has walked 21 batters. He ranks fourth on the team with 26 strikeouts and opponents are hitting .230 against him.

**Prior to UAB:** Played four seasons at Brooks HS under coach Todd Nelms ... Member of three 4A State Championship runner-up teams ... Named to 2014 Alabama All-State team ... National Honor Society Member (3.8 GPA).

**Saturday Starter: Ryan Ruggles (LHP, So., 2.72 ERA, 5-2)**

Ruggles is making his 11th start of the season in as many appearances. He ranks second on the team with a 2.72 ERA and has been a part of three shutouts. He has pitched in 56.1 innings and has allowed 35 hits and just 17 earned runs (22 total). He is second on the squad with 32 strikeouts and opponents are hitting just .178 against him.

**2015:** One of UAB's top relievers as a freshman ... Named to the C-USA All-Freshman Team ... Appeared in 21 games and started in six games ... Went 4-2 with a 4.11 ERA and one save ... Allowed just 21 earned runs in 46 innings pitched with a 35-13 strikeout-to-walk ratio ... Carried the team's lowest ERA (1.48) at one point during the year ... Allowed just one run and four hits in his first collegiate start at Troy (March 10) ... That game marked three-straight appearances that were starts, surrendering only four combined runs during that span ... Struck out five hitters in back-to-back games vs. Auburn (March 17) and Marshall (March 21), and also vs. Florida Atlantic (May 3).

**Sunday Starter: TBA**

**LAST TIME OUT**

NORFOLK, Va. -- The Old Dominion baseball team fell to No. 20 Virginia in front of a crowd of 4,826 fans on Tuesday afternoon, as the Cavaliers avenged a 5-4 loss to the Monarchs in Charlottesville with an 8-4 victory at Harbor Park. The loss snapped a four-game winning streak over the defending National Champions, as the Monarchs fell to 25-16 on the season. With the win, the Cavaliers moved to 27-17 overall.

The Monarchs jumped out to the 4-0 lead in the bottom of the second inning after scoring their runs on four hits. Connor Myers led off with a standup double down the left field line and proceeded to score off a triple to left center from Jason McMurray. With one out on the board and runners on the corners, Justin Hayes singled up the middle to give ODU the 2-0 advantage. Walker blasted a two-out triple to left center to send home both Hayes and Seth Woodard, giving the Monarchs the 4-0 edge over the Cavaliers.

The Cavaliers would then score at least a run in the next seven innings, while holding Old Dominion to three hits and no runs after retiring 20 of the next 26 batters to secure the 8-4 victory.

Myers led the Monarchs with a 2-for-4 showing with one run scored. Five other ODU players notched a hit, while Nick Walker added two RBIs to his stat line. Nick Hartman was hit with the loss, as he pitched one inning and allowed the go-ahead run.

Pavin Smith paced the Cavaliers, as he went 3-for-3 with one home run and three RBIs. Adam Haseley also went 3-for-4 and scored three runs, while Matt Thaiss put up a 2-for-4 showing with two runs and two RBIs. Tyler Shambora earned the win after going 4.1 innings for Virginia.

UVA! 001 121 111 - 8 14 0  
ODU! 040 000 000 - 4 7 1

UVA! Bennett Sousa, Tyler Shambora (3), Kevin Doherty (7)  
ODU! Joey Benitez, Morgan Maguire (4), Nick Hartman (5), Grayson Bailey (6), Culver Lamb (7), Jake Josephs (9), Brett Smith (9)

Win! Tyler Shambora  
Loss! Nick Hartman  
Savel Kevin Doherty

ROSTER BREAKDOWN		
<b>PITCHERS: 15 (9 RHP, 6 LHP)</b>		
10	Nick Hartman	RHP
16	Thomas Busbice	RHP
17	Culver Lamb	RHP
18	Grayson Bailey	LHP
21	Morgan Maguire	RHP
24	Brett Smith	RHP
28	Jake Josephs	LHP
31	Nate Matheson	LHP
32	Victor Diaz	RHP
34	Sam Sinnen	RHP
40	Adam Bainbridge	LHP
42	Joey Benitez	LHP
43	Isaiah Nelson	LHP
44	Drew Moyer	RHP
45	Jack Jett	RHP
<b>OUTFIELDERS: (6)</b>		
1	Justin Hayes	L/L
4	Nick Walker	R/R
7	Will Morgan	L/R
9	Connor Myers	R/R
23	Cory Alexander II	R/R
33	Turner Bishop	L/L
<b>INFIELDERS: (8)</b>		
2	Jason McMurray	R/R
6	Grey Finwood	R/R
15	Zach Rutherford	R/R
19	Darius Gillus	R/R
20	Bryce Windham	L/R
22	Nick Lustrino	L/R
25	Seth Woodard	R/R
29	Evan Baer	R/R
<b>CATCHERS: (4)</b>		
11	Kyle Beam	R/R
14	Kurt Sinnen	L/R
26	Chris Livers	R/R
37	Neil Ring	R/R
<b>BATTING HAND:</b>		
Right	20	
Left	13	
<b>THROWING HAND:</b>		
Right	25	
Left	8	
<b>STATE:</b>		
Iowa	1	
Maryland	2	
Michigan	1	
Nebraska	1	
New Jersey	4	
Oregon	1	
Pennsylvania	1	
Texas	1	
Virginia	21	
<b>CLASS:</b>		
Seniors	7	
Juniors	9	
Sophomores	5	
Freshmen	12	

No.	Name	Pos.	B/T	Ht.	Wt.	Yr.	Hometown (Last School)
1	Justin Hayes	OF	L/L	5-8	150	So.	Chesapeake, Va. (Western Branch)
2	Jason McMurray	INF	R/R	6-1	200	RSr.	West Des Moines, Iowa (Iowa Western)
4	Nick Walker	INF/OF	R/R	6-0	195	Jr.	Virginia Beach, Va. (Kellam)
6	Grey Finwood	INF	R/R	6-3	200	RSo.	Norfolk, Va. (Maury)
7	Will Morgan	OF	L/R	6-1	180	Fr.	Middletown, N.J. (Christian Brothers Academy)
9	Connor Myers	OF	R/R	5-11	180	Sr.	Middletown, Md. (Middletown)
10	Nick Hartman	RHP	R/R	6-2	180	Jr.	Katy, Texas (LSU-Eunice)
11	Kyle Beam	C	R/R	6-0	225	Jr.	Hood River, Ore. (Lane CC) (Hood River Valley)
14	Kurt Sinnen	C/1b	L/R	5-11	200	Jr.	Virginia Beach, Va. (Kellam)
15	Zach Rutherford	INF	R/R	6-2	180	So.	Chesapeake, Va. (Western Branch)
16	Thomas Busbice	RHP	R/R	6-1	205	Sr.	Papillion, Neb. (Iowa Western)
17	Culver Lamb	RHP	R/R	6-3	195	So.	Virginia Beach, Va. (Chipola College)
18	Grayson Bailey	LHP	L/L	6-1	210	RSr.	Virginia Beach, Va. (Lee University)
19	Darius Gillus	INF	R/R	5-11	205	RFr.	Chesterfield, Va. (L.C. Bird)
20	Bryce Windham	INF	L/R	6-0	170	Fr.	Monroe, Mich. (Saint Mary Catholic Central)
21	Morgan Maguire	RHP	L/R	6-2	205	Fr.	Rumson, N.J. (Rumson-Fair Haven Regional)
22	Nick Lustrino	INF	L/R	6-0	185	RSr.	Spring Lake, N.J. (Manasquan)
23	Cory Alexander II	OF	R/R	6-0	170	Fr.	Goochland, Va. (Goochland)
24	Brett Smith	RHP	R/R	6-4	195	Fr.	Chesapeake, Va. (Grassfield)
25	Seth Woodard	INF	R/R	6-2	220	Fr.	Newport News, Va. (Woodside)
26	Chris Livers	C	R/R	5-9	180	Sr.	Virginia Beach, Va. (First Colonial)
28	Jake Josephs	LHP	L/L	5-11	190	RJr.	Fairfax Station, Va. (South County)
29	Evan Baer	INF	R/R	6-1	200	Fr.	Virginia Beach, Va. (Princess Anne)
31	Nate Matheson	LHP	L/L	6-3	225	So.	Hampton, Va. (Kecoughtan)
32	Victor Diaz	RHP	R/R	6-0	195	RSr.	Perth Amboy, N.J. (St. Joseph's)
33	Turner Bishop	OF	L/L	6-1	195	Jr.	Virginia Beach, Va. (Kellam)
34	Sam Sinnen	RHP	R/R	5-11	205	Jr.	Virginia Beach, Va. (Kellam)
37	Neil Ring	C	R/R	5-10	195	Fr.	Appomattox, Va. (Blair Academy)
40	Adam Bainbridge	LHP	L/L	6-3	190	Jr.	Sinking Spring, Pa. (Wilson)
42	Joey Benitez	LHP	L/L	6-1	185	Jr.	Crofton, Md. (Archbishop Spalding)
43	Isaiah Nelson	LHP	L/L	5-11	170	Fr.	Norfolk, Va. (Norfolk Academy)
44	Drew Moyer	RHP	R/R	6-6	200	Fr.	Newport News, Va. (Woodside)
45	Jack Jett	RHP	R/R	6-4	205	Fr.	Reedville, Va. (Northumberland)

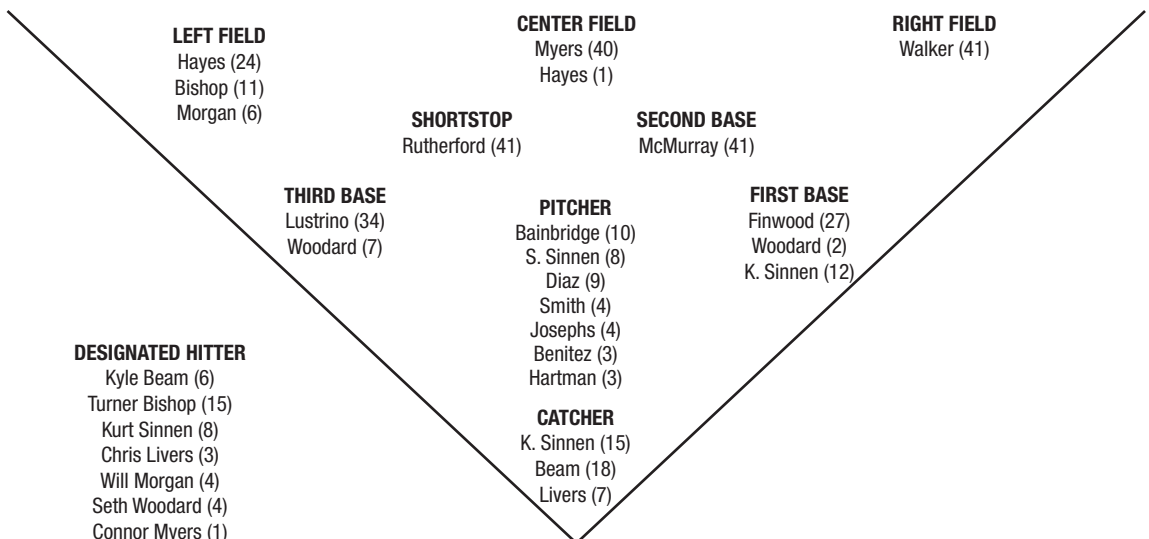
**Coaching Staff:**

Head Coach: 5 - Chris Finwood (VMI, '88), 5th season  
 Assistant Coach: 12 - Karl Nonemaker  
 Assistant Coach: 13 - Mike Marron  
 Volunteer Coach: 8 - Logan Robbins  
 Director of Operations - B.J. Burton

**Pronunciation Guide**

16 - Thomas Busbice (Bus-biss)  
 22 - Nick Lust-ree-no  
 26 - Chris Livers (Lie-vers)  
 29 - Evan Baer (Bear)  
 AC - Karl Nonemaker (Non-ah-maker)  
 AC - Mike Marron (Mare-in)

**START CHART**



### 2016 BASEBALL STANDINGS

	C-USA			All Games							
	W-L	Pct.	H	A	W-L	Pct.	H	A	N	L-10	Streak
Southern Miss	14-4	.778	8-1	6-3	30-12	.714	19-3	7-5	3-4	6-4	W 2
Rice	13-5	.722	8-1	5-4	25-13	.658	17-6	7-4	0-3	7-3	L 1
Florida Atlantic	12-6	.667	4-2	8-4	28-11	.718	14-5	12-6	2-0	5-5	L 1
Louisiana Tech	10-8	.556	6-3	4-5	25-13	.658	15-5	8-8	2-0	7-3	W 3
Marshall	10-8	.556	4-5	6-3	21-17	.553	14-6	7-9	0-2	6-4	L 2
WKU	9-9	.500	7-2	2-7	23-18	.561	14-6	7-12	2-0	4-6	W 4
<b>UAB</b>	<b>9-9</b>	<b>.500</b>	<b>8-4</b>	<b>1-5</b>	<b>17-22</b>	<b>.436</b>	<b>16-10</b>	<b>1-12</b>	<b>0-0</b>	<b>6-4</b>	<b>W 3</b>
<b>Old Dominion</b>	<b>8-10</b>	<b>.444</b>	<b>4-5</b>	<b>4-5</b>	<b>25-16</b>	<b>.610</b>	<b>15-7</b>	<b>7-8</b>	<b>3-1</b>	<b>5-5</b>	<b>L 2</b>
FIU	7-11	.389	3-6	4-5	20-23	.465	13-12	7-10	0-0	5-5	L 1
Charlotte	7-11	.389	3-6	4-5	18-24	.429	11-15	5-8	2-1	4-6	W 2
UTSA	5-13	.278	3-6	2-7	14-25	.359	8-13	6-12	0-0	3-7	L 4
Middle Tennessee	4-14	.222	4-5	0-9	17-24	.400	11-9	5-14	1-0	3-7	W 1

**QUICK FACTS**

**GENERAL INFORMATION**

Location .....Norfolk, Va. 23529  
 Enrollment.....24,672  
 Founded .1930 (Norfolk Division of College of W&M)  
 Nickname .....Monarchs  
 Colors.....Slate Blue, Silver, Light Blue  
 Stadium.....Bud Metheny Baseball Complex (2,500)  
 Dimensions.....LF & RF (325), CF (395), Alleys (375)  
 Surface.....Natural Grass  
 Press Box Phones.....757-683-5036 / 4142  
 Conference.....Conference USA

**UNIVERSITY PERSONNEL**

President.....John R. Broderick (Northeastern)  
 Faculty Representative.....Tim Seibles  
 Athletic Director. Dr. Wood Selig (Washington & Lee)  
 Assoc. Athletic Director (Baseball) .....Deb Polca  
 Athletic Department Phone.....757-683-3375  
 Athletic Ticket Office .....757-683-4444

**COACHING STAFF**

Head Coach.....Chris Finwood (VMI '88)  
 Record at ODU.....135-123 (5th season)  
 Career Record.....354-364 (14th year)  
 Assistant Coaches.....  
 .....Karl Nonemaker (Vanderbilt '02)  
 .....Mike Marron (Holy Cross, '05)  
 .....Logan Robbins (WKU, '11) / Volunteer  
 Director of Operations.....B.J. Burton  
 Office Phone.....757-683-4230

**TEAM INFORMATION**

2015 Record.....27-29  
 2015 C-USA Record.....13-17 (7th)  
 School Record For Wins .....50-11 in 1985  
 Conference Championships .....  
 .....'85 (Sun Belt), '94, '95, '96 (CAA)  
 NCAA Appearances .....  
 ..... '82, '85, '90, '94, '95, '96, '00, '14  
 Starting Pos. Players Returning/Lost .....4/5  
 Starting Pitchers Returning/Lost.....4/1  
 Letterman Returning/Lost .....18/13

**THROWING THE FIRST PITCH**

In honor of alumni weekend, Hall of Famer Carol Hudson will be throwing out the first pitch for Friday's contest.

Hudson has been a virtual fixture at ODU for over 43 years, beginning as a student manager for the Monarchs' baseball and basketball teams from 1972-76. He was a graduate intern in the sports information office under the late Joe Law, the university's first full-time SID from 1976-78. As the SID, he has served as the primary media liaison for men's basketball, men's soccer, men's and women's golf and baseball, while providing oversight and leadership for the public relations needs of all 18 intercollegiate sports.

Hudson was named Sports Information Director at ODU in 1984 following a three-year stint as SID at Hampton University, and promoted to Assistant Athletic Director in 2011. He was enshrined in the CoSIDA Hall of Fame in 2010, and recognized with a Distinguished Service Award from the Virginia SID (VaSID) organization in 2013. That same year, the media room in the Ted Constant Convocation Center was named in his honor. In June of 2016, Hudson was recognized with a Lifetime Achievement award by the College Sports Information Directors of America (CoSIDA).

He was a member of the CoSIDA board of directors for six years, and played a key role in the start-up of the Virginia SID organization, twice serving as president. Under the umbrella of VaSID, Carol has coordinated the annual Virginia Division I institution all sport competition for the past 31 years, which recognizes the state university with the highest win-loss percentage. Thanks to Carol's diligence, the all-sport winner is now recognized annually by the Virginia Sports Hall of Fame.

Hudson served twice as the president of the Black College Sports Information Directors. He chairs the CoSIDA Scholarship Committee and was recognized for 25 years of service by CoSIDA in 2009. A member of the ODU Sports Hall of Fame Committee, Carol has also been active with the department's Monarch Reach Out community service program.

**WALLACE AWARD WATCH LIST**

The award, sponsored by Mizuno, honors the nation's top shortstop and will be presented as part of the annual Night of Champions celebration on July 2 in Lubbock, Texas. Of the 54 players recognized on the first watch list of the year, 19 are classified as freshmen or sophomores. Among the honorees is sophomore Zach Rutherford who's hitting .295 on the season to go with his .950 fielding percentage. Four other Conference USA shortstops made the list, as CJ Chatham (Florida Atlantic), Riley Delgado (Middle Tennessee State), Ford Proctor (Rice) and Nick Dawson (Southern Miss) were also honored. For more information on the Wallace Award or the Night of Champions event, visit [www.collegebaseballhall.org](http://www.collegebaseballhall.org).

**ACADEMIC PROWESS**

**UPCOMING GAMES IN C-USA**

**Fri., April 29**

**(14) Southern Miss at (17) FAU** 5:30p  
**Charlotte at (15) Rice** 6:00p  
**FIU at WKU** 6:00p  
**Louisiana Tech at UTSA** 6:00p  
**Marshall at Middle Tennessee** 6:00p  
**UAB at Old Dominion (ASN)** 5:00p

**Sat., April 30**

**Charlotte at Rice** 2:00p  
**FIU at WKU** 2:00p  
**Louisiana Tech at UTSA** 2:00p  
**UAB at Old Dominion** 2:00p  
**(14) Southern Miss at (17) FAU** 3:00p  
**Marshall at Middle Tennessee** 4:00p

**Sun., May 1**

**(14) Southern Miss at (17) FAU** 10:00a  
**FIU at WKU** 12:00p  
**UAB at Old Dominion** 12:00p  
**Charlotte at Rice** 12:30p  
**Louisiana Tech at UTSA** 1:00p  
**Marshall at Middle Tennessee** 1:00p

All Times Central  
**Conference games in bold**

MULTI-HIT GAMES					
PLAYER	2	3	4	5+	TOTAL
Zach Rutherford	8	3	1	-	12
Nick Walker	7	5	-	-	12
Connor Myers	7	2	3	-	12
Jason McMurray	10	-	-	-	10
Nick Lustrino	8	-	-	-	8
Kyle Beam	6	1	-	-	7
Kurt Sinnen	5	1	1	-	7
Justin Hayes	4	1	-	-	5
Will Morgan	2	-	-	-	2
Turner Bishop	1	1	-	-	2
Seth Woodard	-	1	-	-	1
<b>TEAM</b>	<b>58</b>	<b>15</b>	<b>5</b>	<b>0</b>	<b>78</b>

CAREER MULTI-HIT GAMES					
PLAYER	2	3	4	5+	TOTAL
Connor Myers	36	11	4	-	51
Nick Walker	31	9	1	-	41
Zach Rutherford	14	10	1	-	25
Jason McMurray	19	2	-	-	21
Nick Lustrino	14	-	-	-	14
Justin Hayes	8	2	-	-	10
Kurt Sinnen	9	1	1	-	11
Chris Livers	2	-	-	-	2
Kyle Beam	6	1	-	-	7
Will Morgan	2	-	-	-	2
Turner Bishop	1	1	-	-	2
Seth Woodard	-	1	-	-	1

MULTI-RBI GAMES					
PLAYER	2	3	4	5+	TOTAL
Connor Myers	7	1	-	-	8
Kyle Beam	3	2	-	-	5
Nick Walker	5	-	-	1	6
Kurt Sinnen	3	1	1	-	5
Jason McMurray	4	1	-	-	5
Turner Bishop	2	-	1	-	3
Justin Hayes	2	-	-	-	2
Will Morgan	-	1	-	-	1
Grey Finwood	1	-	-	-	1
Seth Woodard	-	1	-	-	1
Zach Rutherford	-	1	-	-	1
<b>TEAM</b>	<b>27</b>	<b>8</b>	<b>2</b>	<b>1</b>	<b>38</b>

CAREER MULTI-RBI GAMES					
PLAYER	2	3	4	5+	TOTAL
Nick Walker	20	2	-	1	23
Connor Myers	12	8	-	-	20
Jason McMurray	6	3	1	-	10
Zach Rutherford	2	2	1	-	5
Kyle Beam	3	2	-	-	5
Nick Lustrino	3	-	-	-	3
Kurt Sinnen	4	1	1	-	6
Justin Hayes	3	-	-	-	3
Chris Livers	1	-	-	-	1
Turner Bishop	2	-	1	-	3
Will Morgan	-	1	-	-	1
Seth Woodard	-	1	-	-	1
Grey Finwood	1	-	-	-	1

Conference USA recently released that a total of 291 student athletes from all of Old Dominion University's athletic teams, the highest number of any league member, have earned recognition to the Commissioner's Honor Roll during the 2015-16 academic year. Student-athletes named to the Commissioner's Honor Roll maintain a cumulative grade point average of 3.0 or better. ODU's total represents 55% of its total number of student athletes and marks the third year in a row that ODU placed the highest number of total athletes on the honor roll. In all, 2,684 total student-athletes were named to the Commissioner's Honor Roll from the 14 C-USA member institutions. From the baseball team, Corey Alexander, Evan Baer, Adam Bainbridge, Kyle Beam, Joey Benitez, Thomas Busbice, Victor Diaz, Darius Gillus, Justin Hayes, Jack Jett, Culver Lamb, Chris Livers, Nick Lustrino, Morgan Maguire, Nate Matheson, Jason McMurray, Will Morgan, Drew Moyer, Isaiah Nelson, Neil Ring, Zach Rutherford, Sam Sinnen, Brett Smith, Nick Walker and Seth Woodard were recognized.

ODU also had 53 student-athletes earn the Conference USA Commissioner's Academic Medal during the 2015-16 academic year. Medals are given to those C-USA student-athletes who have achieved a cumulative GPA of 3.75 or better. Evan Baer and Brett Smith represented the baseball team.

**FOLLOW THE LEADER**

Connor Myers is one of two Conference USA players to lead his team in batting average (.333), hits (54) and RBI (27). Danny Hudzina from WKU is the only other player to achieve that feat. To take it a bit further, Myers is the only player in the conference to lead his team in those categories AND lead his team in runs (35), as Hudzina sits in second in runs for the Hilltoppers.

**NCAA RPI REPORT**

The NCAA last updated the RPI report and Old Dominion came in at No. 56 out of 300 schools. Three Conference USA teams rank in the top 50, with Rice leading the way at No. 18. Below is the C-USA RPI breakdown.

Rice   18	Marshall   99
Southern Miss   19	UAB   116
Florida Atlantic   27	FIU   135
Old Dominion   55	UTSA   141
LA Tech   74	Middle Tennessee   144
Western Kentucky   78	Charlotte   165

**SWEEP OR GET SWEEP**

The Monarchs had no in-between when it come to Conference USA series, as the team either swept the series or got swept in the four series that were played before UTSA. The streak was snapped when the Monarchs went 1-2 against the Roadrunners at the Bud Metheny Complex. Prior to the UTSA series, ODU went 3-0 to open the season at the Bud against WKU, got swept by Rice and Florida Atlantic and recorded its first Conference USA road series sweep since taking down Marshall in 2014, capping the series at FIU with an 11-1 victory. The Monarchs are now 4-5 at home and 3-3 on the road in Conference USA action. ODU will face LA Tech in Ruston this weekend.

**THE NITTY GRITTY**

Old Dominion is 25-16 overall and according to WarrenNolan.com has a RPI rating of 60 and is ranked 59th in strength of schedule. The Baseball Monarchs are 2-7 against top 50 RPI teams, 8-3 against 51-100, 10-5 against 101-200 and 5-1 against 200+ RPI teams. ODU is also a part of the conference that is 152-108 overall with the third highest conference RPI in the nation (0.5362) out of 31 total conferences. The SEC ranks first, followed by the ACC. C-USA is ranked ahead of three power five conferences, the Pac 12 (4), Big 12 (5) and Big Ten (6).

**BASEBALL AMERICA PROJECTED FIELD OF 64**

For five straight weeks, the Baseball Monarchs were listed as the first four out of the tournament before falling at VMI. For the first time this season (April 27), the Monarchs were not listed as making the field. Florida Atlantic, Southern Miss and Rice are the only Conference USA schools listed for a regional appearance. The Hawks and the Owls were also listed as hosting a regional, while FAU is listed as joining the Miami regional in Coral Gables, Fla.

**AGREEABLE WEATHER**

Old Dominion has had just one game canceled and three rescheduled so far this season due to inclement weather. In the grand scheme of baseball, that is plagued by sporadic weather, that is a pretty good stat. Last season, ODU had to reschedule nine games and canceled the entire Seton Hall series in February.

**A FEW NOTES ON 2016 C-USA BASEBALL**

Conference USA has proven itself as one of the toughest baseball conferences. During the season, C-USA moved up to No. 3 in the conference RPI rankings (boydsworld.com & warrennolan.com). While the league has twice finished the season as the No. 4-ranked conference, a top three finish would be a new high mark for C-USA. Below are a few quick facts about what the league is accomplishing in 2016:

- A number three ranking in the Conference RPI rankings
- Four schools in the top 50 of the RPI rankings
- Seven schools in the top 100 of the RPI rankings
- Seven different schools have defeated a nationally-ranked non-conference opponent at the time they played
- C-USA schools have defeated three schools that played in last year's College World Series, including wins over Vanderbilt and Virginia, the last two National Champions

Below is what the league has accomplished since its first season in 1996

- Six College World Series Appearances
- 63 NCAA Appearances
- Three National Players of the Year
- Three National Freshmen of the Year
- 144 All-Americans
- Schools have combined to win 40 or more games 62 times in the past 12 years
- Has had a team ranked No. 1 in the nation in four different seasons
- Hosted 14 NCAA Regionals and six Super Regionals
- 2003 National Champions - Rice
- 98 all-time NCAA Appearances (66 since 1995)

**HOME AWAY FROM HOME**

Old Dominion will host 28 games at the Bud Metheny Baseball Complex this season, including 15 Conference USA games. The natural grass stadium seats 2,500 people and houses one of the best atmospheres in college baseball. This season, ODU is 15-8 at home. The Monarchs hold a two-game home losing streak following the UVA loss at Harbor Park, but welcome UAB and MTSU to the stadium later in the season.

**THICK AS THIEVES**

The Old Dominion Monarchs have stolen 60 bases this season in 77 attempts, as 13 different players have stolen at least one base so far. ODU's opponents have only stolen 26-of-39 bases this season. The Old Dominion record for stolen bases was set in 1985 when the Monarchs went 132-151 throughout the season.

Nick Walker leads the way on the base path with 14 steals, ranking him fifth in C-USA and 91st in the nation. As a team, the Monarchs rank 34th in the nation in total stolen bases and third in C-USA, while ranking 36th in stolen bases per game (1.50), which is third in the conference.

Below is the season's breakdown.

Player	SB	ATT
Rutherford	8	10
Myers	13	17
Walker	14	17
Hayes	7	10
McMurray	4	6
Lustrino	3	5
Finwood	2	2
K. Sinnen	3	3
Morgan	2	3
Windham	1	1
Woodard	1	1
Bishop	1	1
Livers	1	1
<b>Totals</b>	<b>60</b>	<b>77</b>

**SCORING IN BUNCHES**

Old Dominion averages 5.24 runs per game and when the Monarchs score, most of the time, it comes in bunches. ODU has posted 17 innings in which the team has scored four or more runs, including two 4-plus innings against Western Kentucky (4 in the 6th & 7 in the 8th) on March 19th. The most runs the Monarchs have scored in an inning is eight, which the team accomplished in the eighth inning in game three at FIU (4.10). The team's previous high of seven was hit twice (VMI on March 22 and WKU on March 19).

**COMMONWEALTH SUCCESS**

Since head coach Chris Finwood took over the program in 2012, ODU has had great success over other schools from the Commonwealth State. The Monarchs have been especially dominant at home against in-state competition, holding a 26-16 record in games played at either the Bud Metheny Baseball Complex, Harbor Park or War Memorial Stadium. In the six games against teams from Virginia this season, ODU is 7-3, including a 5-4 victory over defending National Champions UVA. The Monarchs defeated Norfolk State, Liberty, VCU, W&M, VMI and UVA so far this season, but fell to Virginia Tech, VMI on the road and UVA at Harbor Park. ODU is set to face VCU and Liberty again in May.

**OVERALL RECORD VS VIRGINIA TEAMS**

vs. VMI   14-2	vs. Richmond   3-2	vs. Virginia Tech   0-1
vs. Virginia   4-3	vs. Radford   1-0	
vs. James Madison   4-2	vs. Norfolk State   3-2	
vs. George Mason   3-3	vs. W&M   8-3	
vs. VCU   3-6	vs. Va. State   1-0	
vs. Liberty   3-6	vs. Longwood   1-1	

**CARDIAC MONARCHS**

The Monarchs have had a habit of taking things down to the wire the past 10 seasons, playing in 117 games decided by one run. The school record for most one-run games was set during the 1988 season under Mark Newman when they team played in 23 close games. ODU played in nine one-run decisions last season, and the trend seems to be climbing this year, as the Monarchs have already played in nine one-run games, with three walk-off wins. Kurt Sinnen's walk-off hit against VMI marked the third for ODU, as Kyle Beam singled to beat Manhattan and Myers knocked one out of the park against Liberty.

TWO-OUT HITTING		
PLAYER	AVG	RBI
Kyle Beam	.148	2
Turner Bishop	.129	5
Grey Finwood	.160	1
Darius Gillus	.000	0
Justin Hayes	.200	3
Chris Livers	.150	0
Nick Lustrino	.146	2
Jason McMurray	.180	6
Will Morgan	.421	3
Connor Myers	.308	6
Zach Rutherford	.273	5
Kurt Sinnen	.395	8
Nick Walker	.208	11
Bryce Windham	.000	0
Seth Woodard	.214	3
<b>TEAM</b>	<b>.226</b>	<b>55</b>
HITTING STREAKS		
PLAYER	LONGEST	CURRENT
Connor Myers	12	12
Zach Rutherford	9	-
Nick Walker	8	1
Kurt Sinnen	8	4
Turner Bishop	6	1
Nick Lustrino	6	-
Jason McMurray	4	2
Chris Livers	3	-
Will Morgan	3	-
Kyle Beam	3	-
Justin Hayes	3	1
Grey Finwood	3	-
Seth Woodard	2	-
Darius Gillus	1	-
REACHED BASE STREAKS		
PLAYER	LONGEST	CURRENT
Nick Walker	18	1
Connor Myers	15	12
Nick Lustrino	12	-
Zach Rutherford	12	-
Kurt Sinnen	11	11
Jason McMurray	8	5
Chris Livers	7	-
Grey Finwood	6	4
Turner Bishop	6	1
Kyle Beam	5	-
Justin Hayes	4	1
Will Morgan	3	-
Seth Woodard	3	1
Bryce Windham	1	-
Darius Gillus	1	-
CURRENT ODU STREAKS		
All Games		L2
Games at Bud Metheny Complex		L2
Road Games		L1
vs. Ranked Opponents		L4
vs. Conference (Home)		L2
vs. Conference (Away)		L1
vs. Non-Conference (Home)		L1
vs. Non-Conference (Away)		L1

ODU 2016 RECORD WHEN...	
Overall	25-16
Non-Conference	17-6
Conference	8-10
Home	15-8
Away	7-8
Neutral	3-0
Day	19-11
Night	6-5
vs. Left hander	8-7
vs. Right hander	17-9
1-Run games	7-2
2-Run games	6-3
5+ Run games	9-6
Extra innings	2-1
Shutouts	2-3
When scoring 0-2 runs	1-10
When scoring 3-5 runs	9-4
When scoring 6-9 runs	8-2
When scoring 10+ runs	7-0
When opponent scores 0-2 runs	11-0
When opponent scores 3-5 runs	10-5
When opponent scores 6-9 runs	3-6
When opponent scores 10+ runs	1-5
When scoring in the 1st inning	14-2
When opponent scored in the 1st inning	3-2
When scoring first	18-8
When opponent scores first	7-8
When leading after 6 innings	20-1
When leading after 7 innings	19-1
When leading after 8 innings	22-1
When trailing after 6 innings	2-12
When trailing after 7 innings	3-11
When trailing after 8 innings	0-13
When tied after 6 innings	3-3
When tied after 7 innings	3-3
When tied after 8 innings	2-0
Hit 0 home runs	16-13
Hit 1 home run	7-1
Hit 2+ home runs	2-2
Opponent hits 0 home runs	18-8
Opponent hits 1 home run	4-7
Opponent hits 2+ home runs	3-1
When making 0 errors	10-2
When making 1 error	7-8
When making 2+ errors	8-6
When out-hit opponent	13-1
When out-hit by Opponent	7-15
When hits are tied	5-0

2007	12	2012	9
2008	10	2013	12
2009	15	2014	15
2010	17	2015	9
2011	9	<b>2016</b>	<b>9</b>

**2016 C-USA CHAMPIONSHIP**

The 2016 Conference USA Championship will return to Hattiesburg, Miss. for the third year in a row and the sixth time in the league's history. Southern Miss also hosted the 2015, 2014, 2009, 2005 and 1996 C-USA Championships at Pete Taylor Park. The Championship will feature the top eight teams in regular-season league play, and the format features two double-elimination brackets, with a single-elimination championship game. The championship game on Sun., May 29 will air on CBS Sports.

**BABE AND BUD**

Everyone knows who Bud Metheny is in the baseball world, but little know that he was the last New York Yankee to wear No. 3, Babe Ruth's number, before it was retired in honor of the star in 1948. Bud played for the Yankees from 1938-47, where he played in the second and last game of the 1943 World Series as the Yankees defeated the St. Louis Cardinals. In 1984, to honor Bud and his days with the Yankees, Old Dominion University adopted the Yankees uniform with the blue pinstripes.

The 1940 William and Mary graduate (he earned his M.Ed from William and Mary in 1952) launched a managerial career in 1948 piloting the Boston Red Sox Class "D" team in Baxley, GA. He spent the next season in the Piedmont League (Class "B") playing outfield for the Portsmouth team in 1949-50, and managing the Newport News team in 1950. Despite those commitments, Metheny still found time to begin his 32-year Old Dominion career in the spring of 1948.

Metheny joined the athletic staff in 1948 as head baseball coach compiling a 423-363-6 record before retiring in 1980. He was honored by the NCAA as the Eastern Regional Coach of the Year in 1963 and 1964 when his Monarchs captured College Division crowns those two years. Metheny was named National Coach of the Year in 1964. In 1980, his final season as the Monarchs head coach, ODU captured the Virginia State Championship by defeating the University of Virginia.

**TOUGH SCHEDULE**

The Baseball Monarchs are not a team to shy away from playing some of the toughest teams in the nation. ODU made a 2016 schedule that once again faced the cream of the crop. Three of ODU's opponents are ranked in the top 25 polls, including the Monarchs' fist matchup of the season NC State, with Southern Miss knocking on the door. Additionally, five of ODU's opponents advanced to the NCAA Regionals in 2015, two reached the Super Regionals and one went to Omaha for the College World Series, including eventual CWS Champion UVA. The Monarchs defeated UVA in Charlottesville and will face the Cavaliers again at Harbor Park.

**A FAMILY AFFAIR**

Sam and Kurt Sinnen, fraternal twins, have been playing baseball together since they were little. They grew up and played at the same high school and now the same University. Sam made the decision to attend Old Dominion first and his brother quickly followed. The Sinnen family also made the decision to become the legal guardians of Turner Bishop, a young man who played baseball with the Sinnen twins at Kellam High School. Bishop has become one of the Monarchs most deadly hitters, starting some games as a designated hitter.

The family atmosphere doesn't stop there, as Grey Finwood is playing for his father, head coach Chris Finwood. Grey, now a sophomore at ODU, started in the first seven games for the Monarchs at first base.

**EXTRA INNINGS WITH CHRIS FINWOOD**

Extra Innings with Chris Finwood debuts March 7 on ESPN Radio 94.1. The show will air every Monday evening. Finwood will give a recap of the previous week's games and upcoming Monarch baseball games as well as player interviews with host and ODU Director of Broadcasting Ted Alexander.

**REACHING NEW HEIGHTS**

The Baseball Monarchs continued its best start in a decade by moving to 18-4 after taking two against the VMI Keydets. The record marked the best 22-game start since 2006 (19-3) and after sweeping the Hilltoppers in the C-USA opening weekend, ODU recorded its first ever 3-0 start to C-USA play and its first sweep to open conference play since 2008 against Delaware. In the Monarchs 8-2 win over VMI on March 22, the team hit for the cycle with the first four batters of the game. Myers notched a double, Rutherford hit a single, Walker posted a triple and Kyle Beam knocked one out of the park.

**NO RUNS FOR YOU**

In ODU's opening two games, the Monarchs did not allow a run, marking the first time since 1992 that the program started the season two-straight shutouts. The games also marked the first time since 1995 that ODU has notched back-to-back shutouts. ODU opened the 1992 season with back-to-back shutouts over Coppin State (12-0 and 10-0) and put two together in 1995 with wins over Towson (7-0) at home then at Liberty (5-0).

**C-USA PITCHER OF THE WEEK**

Junior right-hander, Sam Sinnen, was named the Conference USA Pitcher of the Week for his efforts in the season-opening win over No. 10 NC State, as the league announced Monday afternoon.

Sinnen earned his first career weekly honor after holding No. 10 NC State to no runs and just two hits in five innings of work, as the Monarchs defeated the Wolfpack, 5-0, on opening day at the Caravelle Resort Tournament. He highlighted the day by ending the biggest NC State threat in the fourth inning by striking out the batter with two runners left on base.

Sinnen pitched a solid game before giving way in the sixth inning, finishing the game with three strikeouts and two walks as ODU opened the season with a win over a ranked opponent.

### **THREE TABBED PRESEASON ALL-CONFERENCE USA**

Senior outfielder Connor Myers, junior pitcher Sam Sinnen and sophomore infielder Zach Rutherford represented the Monarchs on the C-USA preseason team, as Old Dominion was the only program to feature three athletes.

Myers finished the season hitting .302, knocking in 28 RBI on the season. He posted 17 multiple-hit games and 13-straight games with a hit. He was a threat once on base, as he stole 20 bases on 25 attempts, which ranked second in Conference USA. Myers led the outfield with 150 putouts, including two diving catches against Bryant and one against UAB that were both featured on SportsCenter Top-10.

Sinnen led team with a 6-3 record last season and a 2.84 ERA, which was second on the team. In 66.2 innings of work, he walked only 15 batters and paced the team with 53 strikeouts. Sinnen, who had been a part of three Monarch shutouts, recorded three saves and appeared in 21 games. He capped his sophomore campaign with Second Team All-Conference USA honors.

Rutherford started in 42-of-43 games, mostly at shortstop, as a freshman and was third on the team in hitting at .317 overall and .355 in 27 C-USA games. He recorded 13 multiple-hit games and knocked in a career high four RBI against nationally ranked Florida Atlantic. Rutherford committed only five errors and was named to the Conference USA All-Freshman squad at the conclusion of the season. Rutherford highlighted his freshman campaign by becoming just the 16th Baseball Monarch to be selected to the Collegiate Baseball and Baseball America Freshman All-American teams.

### **EARLY SIGNING PERIOD**

#### **Devon Adams - C- 5'11 180-South Riding, Va. (Paul VI Catholic)**

A native of South Riding, Virginia, Adams earned first team All-Washington Catholic Athletic Conference honors while representing Paul VI Catholic High School. He also was named a second-team All-Virginia Independent School Athletic Association honoree.

#### **Kyle Battle - OF- 6'1 175- Glen Allen, Va. (Glen Allen)**

A Glen Allen, Va. native, Battle started in the outfield for the Glen Allen Jaguars, helping the team win the state championship as a junior. He registered a .412 batting average last year, including six doubles and four homeruns. At the conclusion of his junior campaign, Battle racked up the awards, earning first team All-Conference, All-Region, All-State and All-Metro laurels. He was also a standout in the classroom and picked up VHSL first team academic honors.

#### **Michael Blanchard - RHP- 6'6 175, Suffolk, Va. (Nansemond River)**

Blanchard went 5-1 in 36 innings as a junior at Nansemond River. He struck out 41 batters and had a 2.21 ERA.

#### **Zack Eggers - LHP- 6'1 170 Flower Mound, Texas (Flower Mound)**

While playing for Flower Mound High School in Texas and representing the Dallas Mustangs in the summer, Eggers was named to the All-Tournament Team in Perfect Game Jupiter and was also named to the Top Prospect Team at The Perfect Game Underclass South showcase in Houston in 2014. He is also a black belt in Martial Arts.

#### **Carson Henry - INF- 6'1" 180- Virginia Beach, Va. (Greenbrier Christian)**

A native of Virginia Beach, Henry has started at shortstop for Greenbrier Christian High School in Chesapeake since his sophomore season. In 2015, he hit .377, led his squad in RBIs and helped Greenbrier Christian capture the 2015 State Championship.

#### **Corey Klak - LHP- 6'4" 175- Chesapeake, Va. (Western Branch)**

Klak, a Chesapeake, Va. native, has had two very good years for Western Branch high school. He went 10-1 on the mound his junior season and was an all-conference selection. As a sophomore helped lead his Western Branch High School team to a Regional Championship, taking down nationally ranked Cosby High School in the process. The team advanced to claim the State Championship after defeating Chantilly in the title game. Klak was voted by the league as the Rookie of the Year as a sophomore and was named to the All-Conference second team for pitching and was voted as the team's Most Improved Player as a junior.

#### **Vinnie Pasquantino - 1B- 6'4" 210 Midlothian, Va. (James River)**

Pasquantino comes from Midlothian, Va. where he was a member of the James River High School varsity squad. The 6'4" standout first baseman hit an incredible .537 as a junior with five homeruns, en route to earning first team All-Region 6A South and first team All-Metro honors.

#### **Joe Strzelecki - RHP- 6'3 215- Boynton Beach, Fla. (Polk CC)**

Strzelecki joins the Baseball Monarchs from Polk Community College where he threw 27.2 innings as a freshman. He accumulated a 3.15 ERA, while striking out 28 batters last season. He attended Santaluces High School in Boynton Beach, Fla. and was a first team All-Conference selection along with MVP as a catcher and batted .386 as a senior.

#### **John Wilson - LHP- 6' 170-Hampton, N.J. (North Hunterdon)**

An all-state pitcher from North Hunterdon High School in Pittstown, New Jersey, John Wilson finished his junior campaign with an unblemished 7-0 record en route to leading his team to its first county championship since 1999. Wilson garnered first team All-Conference, All-Area, All-County and All-West Jersey accolades in both his sophomore and junior seasons. Additionally, he was named Skyland Conference Pitcher of the Year and Hunterdon County Democrat Player of the Year in 2015.

#### **Jared Young - INF- 6'1" 180- Prince George, British Columbia, Canada (Connors State College)**

Young grew up in Prince George, British Columbia where he played baseball and hockey at Kelowna Secondary School. During his freshman year at Minot State University, Young hit a team leading .398 with 25 extra base hits en route to earning NSIC All-Conference and Central D2 All-Region.





## HEAD COACH CHRIS FINWOOD

In just four years Chris Finwood, the 2014 ABCA East Region Coach of the Year, has put the Monarch program back into the national spotlight. Finwood won his 100th game at ODU with a 15-1 win over Charlotte on April 5th at ODU. The 2015 Monarchs defeated three nationally ranked and NCAA bound teams. ODU swept the home and home series against Virginia, took two of three from Rice and defeated FAU as well.

Last season, Finwood joined the 100 win club and his Baseball Monarchs (27-29) enjoyed two wins over then No. 1/No. 23 ranked UVA and another Top 10 victory over No. 8 ranked Rice. At the conclusion of the season, Finwood saw three players earn Conference USA honors, while freshman Zach Rutherford was named a Freshman All-American on two occasions.

Three Monarchs were selected into the MLB draft, as P.J. Higgins was picked in the 12th round by the Chicago Cubs, Greg Tomchick in the 27th round (No. 812) by the St. Louis Cardinals and Taylor Ostrich in the 34th round (1029 pick) by the Kansas City Royals.

The Monarchs won 36 games in 2014, finished fourth in Conference USA, reached the league semifinals, and earned an at-large bid to the NCAA Regionals, ODU's first since 2000.

ODU posted a 36 RPI and played one of the nation's strongest non-conference schedules, beating No. 1 Virginia and C-USA champion Rice. The 2014 Monarchs turned a school record 68 double-plays, which ranked third nationally. The team fielded .976, which was good for a top 20 national ranking.

Senior reliever Dean Ali was named to C-USA's All-Academic squad, while two Monarchs were selected into the MLB draft, led by Ryan Yarbrough who went in the fourth round to Seattle.

In 2013, the Monarchs won 30 games and placed third in the school's final season in the Colonial Athletic Association. The Monarchs finished the season strong, winning seven of their last 10 games. ODU swept three-game series from NCAA tournament participant William & Mary and a road series at James Madison. Team MVP Ben Verlander was a semifinalist for the Gregg Olson award and two Monarchs were selected in the 2013 MLB draft.

Not only have the Monarchs produced on the field, the team has also had much success in the classroom. The 2013-2014 team had a GPA of over 2.9. The team earned better than a 3.0 GPA in the fall of 2013 and 2014.

Player development has always been a big part of Finwood's success. In his coaching career he has coached over 60 players who have been drafted by Major League Organizations and 6 of them have played in the Major Leagues.

Prior to coming to ODU, Finwood guided Western Kentucky for six years as head coach and was named the 2009 Sun Belt Conference Coach of the Year.

In six seasons, the Hilltoppers witnessed unprecedented success under Finwood, a Hampton, Va. (Hampton High) native. Magical postseason runs in 2008 and 2009, both

in the Sun Belt and NCAA Tournaments, highlighted the Finwood era, as he compiled a 190-154 record at the Bowling Green, Ky. school. His 2009 squad reached the regional final in Oxford, Miss.

WKU captured the 2008 Sun Belt tournament championship. In 2009, en route to notching the program's first 40-win season in 21 years, the Hilltoppers won the Sun Belt Regular Season championship. In those two seasons, WKU earned with back-to-back trips to the NCAA Tournament, including the program's first at-large invitation (2009). The 2009 team made it to the final game in the Oxford regional and finished the year ranked 23rd in the country.

Prior to his stint at Western Kentucky, Finwood served as an assistant coach at Auburn for five seasons and helped lead the Tigers to four NCAA Regionals. During his time at Auburn, Finwood was responsible for all aspects of the Tiger defense, while also coordinating the program's recruiting efforts. In his five seasons, Auburn posted five winning campaigns and combined for 181 victories. The 2003 team, earned a top-seed in the NCAA tournament and hosted a regional after a 42-21 season and second-place finish with the West Division of the Southeastern Conference. Auburn again advanced to the regionals in 2005, falling in the finals to host Florida State.

In his five seasons at Auburn, he oversaw a defense that posted the two best fielding percentages in school history, finishing at .970 in 2002 and .968 in 2003. The 2002 fielding percentage also ranked second in the SEC and 12th nationally.

Prior to joining the staff at Auburn Finwood spent six seasons at Virginia Commonwealth -- four seasons as an assistant (1995-98) before serving as the Rams' associate head coach in 1999 and 2000. Finwood helped guide VCU to a 219-139 record in six years in Richmond. In his six seasons, VCU claimed Colonial Athletic Association regular-season titles in 1997 and 1998. The Rams also earned trips to the NCAA Tournament in 1998 and 1999, winning 40-plus games both seasons, including a school-record 46 victories during the 1998 campaign.

Finwood began his coaching career at his alma mater -- Virginia Military Institute -- serving as an assistant for three seasons before taking over the head coaching duties from 1992-94. After inheriting a VMI team that had won just two games the year before, Finwood led the Keydets to a school-record 21 wins in 1993 and 1994 and a berth in the 1993 Southern Conference Tournament championship game.

A four-year starter on the field at VMI from 1985-88, Finwood was named to the Southern Conference All-Northern Division team three times. A career .300 hitter, he posted a .399 batting average as a senior -- the sixth-best average in school history. He was also named team captain during his senior season and finished his career with the Keydets ranked second in hits and runs scored. Finwood was inducted into the VMI Athletics Hall of Fame in the summer of 2003.

Finwood was introduced as the Monarchs head coach on June 28th, 2011 and is the 13th head baseball coach in ODU history. He and his wife Annette have two children -- a daughter, Riley, and son, Greyson.

### THE FINWOOD FILE

**Born:** Jan. 20, 1966 in Plattsburgh, N.Y.

**High School:** Hampton (Va.) High School

**High School Athletics:** Baseball, Basketball

**College:** Virginia Military Institute, 1988 (BA, English)

**College Athletics:** Baseball (1985-88), shortstop, four letters

#### Coaching Experience:

Virginia Military Institute, Assistant Coach, 1989-91

Virginia Military Institute, Head Coach, 1992-94

VCU, Assistant Coach, 1995-98

VCU, Associate Head Coach, 1999-2000

Auburn, Assistant Coach, 2001-05

Western Kentucky, Head Coach, 2005-2011

Old Dominion, Head Coach, 2012-Present

### HEAD COACHING RECORDS | CAREER RECORD: 379-380

#### ODU

2012 | 19-34

2013 | 30-24

2014 | 36-26 | NCAA Regional

2015 | 27-29

2016 | 25-16

**TLS 137-129 (5 years)**

#### WKU

2006 | 22-30

2007 | 25-30

2008 | 33-27 | SBC Champions/ NCAA Tournament

2009 | 42-20 | SBC Reg. Season Champions/NCAA Reg. Finals

2010 | 35-23

2011 | 33-24

**TLS 190-154 (6 yrs)**

#### VMI

1992 | 11-39

1993 | 20-29

1994 | 21-29

**TLS 52-97 (3 yrs)**

### FINWOOD MILESTONES

**Coach of the Year:** 2009 (Sun Belt)

**1st Victory:** Feb. 21, 1992 vs. Shenandoah (7-2 at VMI)

**100th Victory:** Feb. 22, 2008 vs. Bowling Green (11-4 at WKU)

**200th Victory:** April 10, 2010 vs. South Alabama (12-4 at WKU)

**300th Victory:** Mar. 8, 2014 at No. 17 Rice (2-1 at Rice, 10 inn.)

THE LAST TIME...

**ODU TEAM...**

Scored 30 or more runs in a game .....	2000 at Norfolk State (31)
Scored 20 or more runs in a game .....	April 2, 2014 vs. William & Mary (20)
Had 30 or more hits in a game .....	March 7, 2000 at Norfolk State (30)
Had 20 or more hits in a game .....	April 2, 2014 vs. William & Mary (21)
Hit five triples in a game .....	May 1, 1964 vs Lynchburg (5)
Hit six home runs in a game .....	May 14, 1992 vs James Madison (6)
<b>Shut out an opponent .....</b>	<b>February 20, 2016 (2-0 vs Kent State)</b>
<b>Was shutout by an opponent .....</b>	<b>April 24, 2016 (0-12 at LA Tech)</b>
Shut out a C-USA opponent .....	May 16, 2015 (11-0 at UAB)
<b>Was shut out by a C-USA team .....</b>	<b>April 24, 2016 (0-12 at LA Tech)</b>
Shut out a C-USA opponent in consecutive games .....	N/A
<b>Swept a conference series at home .....</b>	<b>March 18-19, 2016 vs. WKU</b>
<b>Swept a conference series on the road .....</b>	<b>April 8-10, 2016 at FIU</b>
<b>Was swept in a conference series at home .....</b>	<b>April 1-3, 2016 vs No. 17 Florida Atlantic</b>
<b>Was swept in a conference series on the road .....</b>	<b>March 25-17, 2016 at Rice</b>
<b>Beat a ranked opponent.....</b>	<b>March 30, 2016 at No. 20 Virginia</b>
Won 10-straight games .....	March 17-April 2, 2006
Won 10-straight C-USA games .....	N/A
Won 10-straight games at home.....	March 15-April 15, 2006
Won 10-straight games on the road.....	1986
Won 40 games in a season.....	1994 (40)
Won a regular season conference championship.....	2007 (Colonial Athletic Association)
Won the conference tournament.....	1996 (Colonial Athletic Association)
Competed in the NCAA Regionals .....	2014 (at South Carolina)
Ended a game in a tie .....	1988 (3-3, at Virginia)
Turned a triple play .....	May 8, 2012 vs Longwood

**AN ODU PLAYER...**

Hit for the cycle .....	N/A
<b>Hit two doubles in a game.....</b>	<b>April 8, 2016 (Kurt Sinnen at FIU)</b>
Hit three doubles in a game .....	May 11, 2010 (Chris Basker vs UMES)
Hit two triples in one game .....	March 2, 2005 (Evan Chipman vs Norfolk State)
<b>Hit two home runs in one game .....</b>	<b>April 19, 2016 (Seth Woodard at VMI)</b>
Hit three home runs in one game .....	March 9, 2013 (Ben Verlander vs Northeastern)
<b>Hit a walk-off home run .....</b>	<b>March 1, 2016 (Connor Myers vs Liberty)</b>
Hit a grand slam .....	March 4, 1997 (Tony Gsell vs George Washington)
Hit two grand slams in one day.....	May 21, 2010 (Chris Buss at Hofstra)
<b>Had 5+ RBI.....</b>	<b>March 16, 2016 (Nick Walker, 6)</b>
Hit safely in 20-straight games .....	2010 (Chris Baker, 28 games)
Hit safely in 30-straight games .....	March 23, 2010 to February 26, 2011 (Chris Baker, 34 games)
Hit 20 home runs in one season .....	1997 (Ron Walker, 20)
Hit .400 for the season .....	2009 (Jake McAloose; .413)
Was the Conference Player of the Year .....	2011 (Kyle Hald - CAA)

**AN ODU PITCHER...**

Won 10 games .....	2007 (Anthony Shawler, 11)
Struck out 10 or more.....	April 15, 2006 (Jason Godin vs Northeastern, 18)
Threw a no-hitter.....	May 11, 2010 (9 inn.) (C.J. Huyett)
Threw a complete game (Win) .....	April 19, 2015 (Adam Bainbridge vs Marshall)
Pitched 10 or more innings .....	1972 (Jack Baker vs Xavier-Ohio) (13)
Was the Conference Pitcher of the Year.....	2011 (Kyle Hald - CAA)

## 2016 NATIONAL RANKINGS (April 25)

## D1BASEBALL.COM

Rank	Team	2016 Record
1.	Florida	36-6
2.	Texas A&M	32-8
3.	Miami Fla.	30-8
4.	Mississippi State	27-13
5.	Florida State	28-11
6.	NC State	28-11
7.	South Carolina	33-8
8.	Vanderbilt	30-10
9.	Louisville	31-9
10.	Oregon State	26-10
11.	LSU	27-13
12.	TCU	28-10
13.	Ole Miss	31-10
14.	Texas Tech	31-12
15.	Coastal Carolina	30-11
16.	Rice	25-13
17.	East Carolina	26-14
18.	Louisiana-Lafayette	27-13
19.	Minnesota	25-11
20.	UC Santa Barbara	25-10
21.	Virginia	26-17
22.	Tulane	26-13
23.	Oklahoma State	25-14
24.	Arizona	26-14
25.	Southern Miss	29-12

## USA TODAY COACHES

Rank	Team	2016 Record
1.	Florida (29)	36-6
2.	Texas A&M (2)	32-8
3.	Miami	30-8
4.	Mississippi State	27-13-1
5.	South Carolina	33-8
6.	Florida State	28-11
7.	Vanderbilt	30-10
8.	Louisville	31-9
9.	North Carolina State	28-11
10.	Texas Christian	28-10
11.	Oregon State	26-10
12.	Mississippi	31-10
13.	Louisiana State	27-13
14.	Texas Tech	31-12
15.	Coastal Carolina	30-11
16.	Louisiana Lafayette	27-13
17.	Florida Atlantic	28-10
18.	Virginia	26-17
19.	UC Santa Barbara	25-10-1
20.	North Carolina	26-15
21.	Michigan	28-10
22.	Oklahoma State	25-14
23.	Missouri State	28-10
24.	East Carolina	26-14
25.	Georgia Tech	27-13

## COLLEGIATE BASEBALL

Rank	Team	2016 Record
1.	Florida	36-6
2.	South Carolina	33-8
3.	Florida State	28-11
4.	Miami, FL	30-8
5.	Texas A&M	32-8
6.	Vanderbilt	30-10
7.	Louisville	31-9
8.	Mississippi State	27-13-1
9.	N.C. State	28-11
10.	Texas Tech	31-12
11.	Texas Christian	28-10
12.	Oregon State	26-10
13.	Coastal Carolina	30-11
14.	Southern Mississippi	29-12
15.	Louisiana State	27-13
16.	Virginia (	26-17
17.	Arizona	26-14
18.	Minnesota	25-11
19.	Cal. Poly	25-13
20.	California	22-14
21.	U.C. Santa Barbara	25-10-1
22.	Kentucky	24-15
23.	South Alabama	30-11
24.	Mississippi	31-10
25.	Washington	22-14

## NCBWA

Rank	Team	2016 Record
1.	Florida	36-6
2.	Texas A&M	32-8
3.	Mississippi State	27-13-1
4.	Miami	30-8
5.	Florida State	28-11
6.	Louisville	31-9
7.	Vanderbilt	30-10
8.	South Carolina	33-8
9.	TCU	28-10
10.	NC State *	28-11
11.	LSU	27-13
12.	Oregon State	26-10
13.	Ole Miss	31-10
14.	Louisiana	27-13
15.	Michigan	28-10
16.	UC Santa Barbara	25-10-1
17.	Texas Tech	31-12
18.	Florida Atlantic	28-10
19.	North Carolina	26-15
20.	Virginia *	26-17
21.	Oklahoma State	25-14
22.	Coastal Carolina	30-11
23.	Missouri State	28-10
24.	California	22-14
25.	Georgia Tech	27-13

\* 2016 ODU Baseball Opponent

FINWOOD CAREER ODU RECORD  
BY OPPONENT

Team	Record
Appalachian State	1-0
Bryant	1-0
Campbell	0-2
Canisius	0-1
Charleston Southern	1-0
Charlotte	3-2
Coastal Carolina	0-1
Delaware	4-3
East Carolina	5-4
Florida Atlantic	2-8
FIU	8-2
George Mason	3-3
Georgia State	1-5
Georgia Tech	0-1
Hofstra	2-4
James Madison	4-2
Kentucky	0-1
Kent State	1-0
Liberty	3-6
Longwood	1-1
Long Island	2-1
LA Tech	6-4
Manhattan	1-0
Marist	1-1
Marshall	5-3
Maryland	0-2
Massachusetts	2-1
Middle Tennessee	2-6
Norfolk State	3-2
Northeastern	2-4
NC State	1-2
Penn	3-0
Princeton	2-0
Radford	1-0
Rice	4-8
Richmond	3-2
Rutgers	7-8
St. John's	1-0
St. Joseph's	1-0
Southern Miss	0-1
Temple	5-1
Towson	3-3
Virginia	4-3
VCU	3-6
VMI	14-2
Virginia State	1-0
Virginia Tech	0-1
UAB	2-4
UNC Wilmington	0-6
UTSA	4-5
West Virginia	1-2
Western Kentucky	4-2
William & Mary	8-3
Wofford	3-1
<b>54 Opponents</b>	<b>137-129</b>

# 2016 MONARCHS

## OLD DOMINION UNIVERSITY BASEBALL



**JUSTIN  
HAYES**

**#1**

So., OF, 5-8, Chesapeake, Va.



**JASON  
McMURRAY**

**#2**

RS-Sr., INF, 6-1, Des Moines, Iowa



**NICK  
WALKER**

**#4**

Jr., INF/OF, 6-0, Virginia Beach, Va.



**GREYSON  
FINWOOD**

**#6**

RS-So., INF, 6-3, Norfolk, Va.



**WILL  
MORGAN**

**#7**

Fr., OF, 6-1, Middletown, N.J.



**CONNOR  
MYERS**

**#9**

Sr., OF, 5-11, Middletown, Md.



**NICK  
HARTMAN**

**#10**


Jr., RHP, 6-2, Katy, Texas



**KYLE  
BEAM**

**#11**

Jr., C, 6-0, Hood River, Ore.



**KURT  
SINNEN**

**#14**

Jr., C/1B, 5-11, Virginia Beach, Va.



**ZACH  
RUTHERFORD**

**#15**

So., INF, 6-2, Chesapeake, Va.



**THOMAS  
BUSBICE**

**#16**


Sr., RHP, 6-1, Papillion, Neb.



**CULVER  
LAMB**

**#17**

So., RHP, 6-3, Virginia Beach, Va.



**GRAYSON  
BAILEY**

**#18**

RS-Sr., LHP, 6-1, Virginia Beach, Va.



**DARIUS  
GILLUS**

**#19**

RS-Fr., INF, 5-11, Chesterfield, Va.



**BRYCE  
WINDHAM**

**#20**


Fr., INF, 6-0, Monroe, Mich.



**MORGAN  
MAGUIRE**

**#21**

Fr., RHP, 6-2, Rumson, N.J.



**NICK  
LUSTRINO**

**#22**

RS-Sr., INF, 6-0, Spring Lake, N.J.



**CORY  
ALEXANDER II**

**#23**

Fr., OF, 5-11, Goochland, Va.



**BRETT  
SMITH**

**#24**

Fr., RHP, 6-4, Chesapeake, Va.



**SETH  
WOODARD**

**#25**

Fr., INF, 6-2, Newport News, Va.



**CHRIS  
LIVERS**

**#26**

Sr., C, 5-9, Virginia Beach, Va.



**JAKE  
JOSEPHS**

**#28**

RS-Jr., LHP, 5-11, Fairfax Station, Va.



**EVAN  
BAER**

**#29**

Fr., INF, 6-1, Virginia Beach, Va.



**NATE  
MATHESON**

**#31**

So., LHP, 6-3, Hampton, Va.

# 2016 MONARCHS

## OLD DOMINION UNIVERSITY BASEBALL



**VICTOR DIAZ**

**#32**

RS-Sr., RHP, 6-0, Perth Amboy, N.J.



**TURNER BISHOP**

**#33**

Jr., OF, 6-1, Virginia Beach, Va.



**SAM SINNEN**

**#34**


Jr., RHP, 5-11, Virginia Beach, Va.



**NEIL RING**

**#37**

Fr., C, 5-10, Appomattox, Va.



**ADAM BAINBRIDGE**

**#40**

Jr., LHP, 6-3, Sinking Spring, Pa.



**JOEY BENITEZ**

**#42**

Jr., LHP, 6-1, Crofton, Md.



**ISAIAH NELSON**

**#43**

Fr., LHP, 5-11, Norfolk, Va.



**DREW MOYER**

**#44**

Fr., RHP, 6-6, Newport News, Va.



**JACK JETT**

**#45**

Fr., RHP, 6-4, Reedville, Va.



**HEAD COACH  
CHRIS FINWOOD**

**#5**

• VMI '88 • 5th year at ODU



**ASST. COACH  
KARL NONEMAKER**

**#12**

• Vanderbilt '02 • 5th year at ODU



**ASST. COACH  
MIKE MARRON**

**#13**

• College of the Holy Cross, '05  
• 1st year at ODU



**VOL. ASST. COACH  
LOGAN ROBBINS**

**#8**

• Western Kentucky, '11  
• 1st year at ODU



**DIRECTOR OF  
BASEBALL OPS.  
BJ BURTON**

• Western Kentucky '87  
• 4th year at ODU













**#6 GREY FINWOOD • RSo. • INF • 6-3 • 200 • R/R • Norfolk, Va. • Maury**

**PERSONAL:** Grey is the son of Chris (head coach) and Annette Finwood ... Has one sister, Riley ... Majoring in sport management ... Interested in coaching.

**2015:** Played in eight games

**MISCELLANEOUS**

**2016 Season Highs**

At Bats	4 four times
Runs	1 seven times
Hits	1 10 times
RBI	2 vs Rutgers
2B	1 at West Virginia
3B	---
HR	---
Walks	1 eight times
SB	1 two times
Putouts	15 at LA Tech
Assists	2 two times

**Career Highs**

At Bats	4 four times
Runs	1 seven times
Hits	1 10 times
RBI	2 vs Rutgers (3.5.2016)
2B	1 at West Virginia (3.12.2016)
3B	---
HR	---
Walks	1 eight times
SB	1 two times
Putouts	15 at LA Tech
Assists	2 two times

**2016 GAME-BY-GAME STATS**

**2016 ODU Baseball  
Individual Game-by-Game for Old Dominion (as of Apr 27, 2016)**

**#6 Grey Finwood - 36 games (All games)**

Date	Opponent	Pos	AB	R	H	RBI	2B	3B	HR	BB	SB	CS	HBP	SAC	SF	GDP	K	PO	A	E	Avg	
Feb 19	vs NC State	*1b	4	0	0	0	0	0	0	0	0	0	1	0	0	0	1	2	9	0	1	.000
Feb 20	vs Kent State	*1b	2	1	0	0	0	0	0	1	1	0	0	0	0	0	0	6	1	0	0	.000
Feb 21	vs Appalachian State	*1b	4	1	0	0	0	0	0	1	0	0	0	0	0	0	2	8	0	0	0	.000
Feb 23	NORFOLK STATE	*1b	3	1	1	0	0	0	0	1	1	0	0	0	0	1	1	8	1	0	0	.077
Feb 26	MANHATTAN	*1b	4	0	0	0	0	0	0	1	0	0	0	0	0	0	1	11	0	0	0	.059
Feb 27	VIRGINIA TECH	*1b	2	0	0	0	0	0	0	0	0	0	0	0	0	0	1	6	1	0	0	.053
Feb 28	DELAWARE	*1b	3	1	0	0	0	0	0	0	0	0	1	0	0	0	1	11	0	0	0	.045
Mar 1	LIBERTY	1b	1	0	0	0	0	0	0	0	0	0	0	0	0	0	1	1	0	0	0	.043
Mar 05	RUTGERS-1	*1b	3	0	0	0	0	0	0	0	0	0	0	0	0	0	0	9	1	0	0	.038
Mar 05	RUTGERS-2	*1b	2	1	1	2	0	0	0	0	0	0	1	0	1	0	0	8	1	0	0	.071
Mar 06	RUTGERS	*1b	3	0	1	0	0	0	0	0	0	0	0	0	0	0	1	11	0	0	0	.097
Mar 09	at VCU	*1b	3	0	0	0	0	0	0	0	0	0	1	0	0	0	0	11	1	0	0	.088
Mar 11	at West Virginia	*1b	2	0	0	0	0	0	0	1	0	0	0	0	0	0	1	3	0	0	0	.083
Mar 12	at West Virginia-1	1b	2	0	1	0	1	0	0	0	0	0	0	0	0	0	1	8	0	0	0	.105
Mar 12	at West Virginia	*1b	1	0	0	0	0	0	0	1	0	0	0	0	0	0	0	5	2	0	0	.103
Mar 15	PRINCETON	*1b	4	0	0	0	0	0	0	0	0	0	0	0	0	0	2	11	0	1	0	.093
Mar 16	PRINCETON	1b	0	0	0	0	0	0	0	0	0	0	0	0	0	0	0	2	0	0	0	.093
Mar 18	WESTERN KENTUCK	*1b	3	1	1	0	0	0	0	0	0	0	0	1	0	0	0	8	1	1	0	.109
Mar 18	WESTERN KENTUCK	1b	0	0	0	0	0	0	0	0	0	0	0	0	0	0	0	0	0	0	0	.109
Mar 19	WESTERN KENTUCK	*1b	2	0	1	0	0	0	0	0	0	0	0	0	0	0	0	13	1	0	0	.125
Mar 22	VMI	1b	0	0	0	0	0	0	0	0	0	0	1	0	0	0	0	3	0	0	0	.125
Mar 25	at RICE	*1b	3	0	1	1	0	0	0	0	0	0	0	0	0	0	1	7	0	0	0	.137
Mar 26	at RICE	*1b	2	0	0	0	0	0	0	0	0	0	0	1	0	0	1	8	1	0	0	.132
Mar 30	at Virginia	*1b	2	0	0	0	0	0	0	0	0	0	0	0	0	0	2	8	2	0	0	.127
Apr 1	FLORIDA ATLANTIC	*1b	2	0	0	0	0	0	0	0	0	0	0	0	0	0	2	4	0	0	0	.123
Apr 03	FLORIDA ATLANTIC	*1b	3	0	0	0	0	0	0	0	0	0	0	0	0	0	1	9	0	0	0	.117
Apr 06	WILLIAM & MARY	1b	1	0	0	0	0	0	0	0	0	0	0	0	0	0	1	3	0	0	0	.115
Apr 08	at FIU	*1b	3	0	0	0	0	0	0	0	0	0	0	0	0	0	0	2	5	0	0	.109
Apr 09	at FIU	1b	1	0	1	0	0	0	0	0	0	0	0	0	0	0	0	1	0	0	0	.123
Apr 10	at FIU	1b	1	1	0	0	0	0	0	0	0	0	0	0	0	0	0	3	0	0	0	.121
Apr 15	UTSA	*1b	0	0	0	0	0	0	0	0	0	0	0	0	0	0	0	1	0	0	0	.121
Apr 16	UTSA	*1b	2	0	0	0	0	0	0	0	0	0	0	0	0	0	1	13	0	0	0	.118
Apr 19	at VMI	*1b	3	0	0	0	0	0	0	1	0	0	0	0	0	0	2	4	0	0	0	.113
Apr 23	at Louisiana Tech	*1b	3	0	1	1	0	0	0	0	0	0	0	1	0	0	2	15	0	0	0	.122
Apr 24	at Louisiana Tech	*1b	2	0	1	0	0	0	0	0	0	0	0	0	0	0	0	5	0	0	0	.132
Apr 26	VIRGINIA	*1b	2	0	0	0	0	0	0	1	0	0	0	0	0	0	2	12	0	0	0	.128
Totals		27gs	78	7	10	4	1	0	0	8	2	0	5	3	1	2	31	250	13	3		.128

On base pct. .250 • Slugging pct. .141

**CAREER STATS**

Year	avg	gp-gs	ab	r	h	2b	3b	hr	rbi	tb	slg%	bb	hbp	so	gdp	ob%	sf	sh	sb-att	po	a	e	fld%
2015	.000	8-0	3	0	0	0	0	0	0	0	.000	0	0	2	0	.000	0	0	0-0	14	0	0	1.000
2016	.128	36-27	78	7	10	1	0	0	4	11	.141	8	5	31	2	.250	1	3	2-2	250	13	3	.989
TOTAL	.123	44-27	81	7	10	1	0	0	4	11	.136	8	5	33	2	.242	1	3	2-2	264	13	3	.989



**#7 WILL MORGAN • Fr. • OF • 6-1 • 180 • L/R • Middletown, N.J. • Christian Brothers Academy**

**PRIOR TO OLD DOMINION:** Will was an outfielder for Christian Brothers Academy in New Jersey ... As a junior, he helped his team win both the Shore Conference and Monmouth County Tournaments ... He hit .360 with 12 doubles and 25 RBI and was named First Team All-Shore Conference and First Team All-A-North Division ... As a senior, the team collected the A-North, Shore Conference, Monmouth County, Non-Public A-South Sectional and the Non-Public Overall State Championships ... Also earned First Team All-Shore honors and was selected to play in the N.J. Senior All-Star game ... Over his career, he recorded 96 hits, 31 doubles, 10 home runs and 47 RBI.

**MISCELLANEOUS**

**2016 Season Highs**

At Bats	5 at VMI
Runs	2 vs App State
Hits	2 two times
RBI	3 vs App State
2B	1 three times
3B	1 vs App State
HR	---
Walks	3 vs App State
SB	1 two times
Putouts	4 vs App State
Assists	---

**Career Highs**

At Bats	5 at VMI (4.19.2016)
Runs	2 vs App State (2.21.2016)
Hits	2 two times
RBI	3 vs App State (2.21.2016)
2B	1 three times
3B	1 vs App State (2.21.2016)
HR	---
Walks	3 vs App State (2.21.2016)
SB	1 two times
Putouts	4 vs App State (2.21.2016)
Assists	---

**2016 GAME-BY-GAME STATS**

**2016 ODU Baseball  
Individual Game-by-Game for Old Dominion (as of Apr 27, 2016)**

**#7 Will Morgan - 19 games (All games)**

Date	Opponent	Pos	AB	R	H	RBI	2B	3B	HR	BB	SB	CS	HBP	SAC	SF	GDP	K	PO	A	E	Avg
Feb 21	vs Appalachian State	*of	2	2	1	3	0	1	0	3	1	1	0	0	0	0	1	4	0	0	.500
Feb 23	NORFOLK STATE	*of	3	0	0	0	0	0	0	0	0	0	0	0	0	0	3	0	0	0	.200
Feb 26	MANHATTAN	of	1	0	1	0	0	0	0	0	0	0	0	0	0	0	0	2	0	0	.333
Feb 27	VIRGINIA TECH	*of	1	0	0	0	0	0	0	0	0	0	0	0	0	0	1	1	0	1	.286
Mar 06	RUTGERS	*of	2	0	0	0	0	0	0	0	0	0	0	0	0	0	0	1	0	0	.222
Mar 11	at West Virginia	ph	1	0	0	0	0	0	0	0	0	0	0	0	0	0	0	0	0	0	.200
Mar 12	at West Virginia	ph	1	0	0	0	0	0	0	0	0	0	0	0	0	0	1	0	0	0	.182
Mar 15	PRINCETON	of	0	0	0	0	0	0	0	0	0	0	0	0	0	0	0	0	0	0	.182
Mar 16	PRINCETON	*dh	4	1	2	0	1	0	0	0	0	0	0	0	0	1	0	0	0	0	.267
Mar 19	WESTERN KENTUCK	*of	4	1	2	0	0	0	0	0	0	0	0	0	0	0	1	1	0	1	.316
Mar 23	VMI	*dh	3	0	1	0	0	0	0	1	0	0	0	0	0	0	0	0	0	0	.318
Mar 30	at Virginia	pr/of	1	0	0	0	0	0	0	0	0	0	0	0	0	0	0	1	0	0	.304
Apr 1	FLORIDA ATLANTIC	ph	1	0	0	0	0	0	0	0	0	0	0	0	0	0	1	0	0	0	.292
Apr 02	FLORIDA ATLANTIC	ph/dh	1	0	1	0	1	0	0	0	0	0	0	0	0	0	0	0	0	0	.320
Apr 03	FLORIDA ATLANTIC	*of	2	0	1	0	0	0	0	0	0	0	0	0	0	0	0	1	0	0	.333
Apr 08	at FIU	ph	1	0	0	0	0	0	0	0	0	0	0	0	0	0	0	0	0	0	.321
Apr 10	at FIU	ph/of	0	0	0	1	0	0	0	1	0	0	0	0	0	0	0	0	0	0	.321
Apr 17	UTSA	*dh	3	0	1	0	1	0	0	1	1	0	0	0	0	0	0	0	0	0	.323
Apr 19	at VMI	*dh	5	0	0	1	0	0	0	0	0	0	0	0	0	0	0	0	0	0	.278
Totals		10gs	36	4	10	5	3	1	0	6	2	1	0	0	0	1	8	11	0	2	.278

On base pct. .381 • Slugging pct. .417

**CAREER STATS**

Year	avg	gp-gs	ab	r	h	2b	3b	hr	rbi	tb	slg%	bb	hbp	so	gdp	ob%	sf	sh	sb-att	po	a	e	fld%
2016	.278	19-10	36	4	10	3	1	0	5	15	.417	6	0	8	1	.381	0	0	2-3	11	0	2	.846
TOTAL	.278	19-10	36	4	10	3	1	0	5	15	.417	6	0	8	1	.381	0	0	2-3	11	0	2	.846



#9 CONNOR MYERS • Sr. • OF • 5-11 • 180 • R/R • Middletown, Md. • Middletown

PERSONAL: Connor Myers is the son of Alan and Rita Myers ... Has one brother, Dillon and one sister, Mackenzie ... Majoring in sport management ... Four-year honor roll student ... Favorite Foods: Home-Cooked meals like spinach, steak and beets ... Favorite Movie: "Law Abiding Citizen" ... Person in history would most like to meet: Abner Doubleday ... Favorite Book Read: "The Hunger Games" by Suzanne Collins ... Dream Vacation: St. Thomas in the Virgin Islands.

2015: Three hits in a game vs. Rutgers ... Three RBI in a game vs. ECU & Charlotte ... Diving catch at UAB was the No. 3 ESPN SportsCenter Play of the day (5-16) ... Second in C-USA in steals with 20-25 ... Homered in game vs. FAU (C-USA tournament) ... 17 multiple hit games ... Longest hitting streak was 13 ... Reached base 21 straight games.

MISCELLANEOUS

2016 Season Highs
At Bats 6 vs FIU
Runs 3 four times
Hits 4 three times
RBI 3 vs WKU
2B 1 12 times
3B ---
HR 2 vs Liberty
Walks 3 vs Manhattan
SB 2 vs William & Mary
Putouts 6 vs Liberty
Assists 1 three times
Career Highs
At Bats 6 two times
Runs 3 seven times
Hits 4 five times
RBI 3 seven times
2B 2 at Wofford (5.18.2013)
3B 1 five times
HR 2 vs Liberty (3.1.2016)
Walks 3 two times
SB 2 two times
Putouts 8 vs Rutgers (2.24.2013)
Assists 1 16 times

2016 GAME-BY-GAME STATS

2016 ODU Baseball
Individual Game-by-Game for Old Dominion (as of Apr 27, 2016)
#9 Connor Myers - 41 games (All games)
Date Opponent Pos AB R H RBI 2B 3B HR BB SB CS HBP SAC SF GDP K PO A E Avg
Feb 19 vs NC State \*of 4 1 1 0 0 0 0 0 0 0 0 0 0 0 0 0 0 0 3 0 0 0 .250
Feb 20 vs Kent State \*of 3 0 1 1 1 0 0 0 0 0 0 0 0 0 0 0 0 0 0 3 0 0 0 .286
Feb 21 vs Appalachian State \*of 5 3 3 1 0 0 0 1 1 0 0 0 0 0 0 0 0 0 0 0 0 0 0 .417
Feb 23 NORFOLK STATE \*of 4 1 1 0 1 0 0 0 1 0 0 0 0 0 0 0 0 0 0 1 4 0 0 .375
Feb 26 MANHATTAN \*of 3 0 1 1 0 0 0 0 3 0 0 0 1 0 0 0 0 0 0 0 1 0 0 0 .368
Feb 27 VIRGINIA TECH \*of 2 0 0 0 0 0 0 0 0 1 0 0 0 0 0 0 0 0 0 1 0 0 0 0 .333
Feb 28 DELAWARE \*of 5 2 3 2 1 0 0 0 0 1 0 0 0 0 0 0 0 0 0 0 3 0 0 0 .385
Mar 1 LIBERTY \*of 5 3 4 2 1 0 0 2 0 0 0 0 0 0 0 0 0 0 0 6 0 0 0 .452
Mar 05 RUTGERS-1 \*of 3 1 0 0 0 0 0 0 1 0 0 0 0 0 0 0 0 0 1 1 0 0 0 .412
Mar 05 RUTGERS-2 \*of 5 0 2 2 1 0 0 0 0 1 1 0 0 0 0 0 0 0 0 1 5 0 0 0 .410
Mar 06 RUTGERS \*of 4 1 1 0 0 0 0 0 0 0 0 0 0 0 0 0 0 0 0 1 0 0 1 0 .395
Mar 09 at VCU \*of 5 2 1 0 0 0 0 0 0 0 1 0 0 0 0 0 0 0 0 2 3 1 0 0 .375
Mar 11 at West Virginia \*of 4 0 2 0 0 0 0 0 0 0 0 0 0 0 0 0 0 0 0 1 4 0 0 0 .385
Mar 12 at West Virginia-1 \*of 5 1 1 1 0 0 0 0 0 0 0 0 0 0 0 0 0 0 2 6 0 0 0 .368
Mar 12 at West Virginia \*of 5 0 1 0 0 0 0 0 0 1 0 0 0 0 0 0 0 0 0 0 4 0 0 0 .355
Mar 15 PRINCETON \*of 4 0 0 0 0 0 0 0 0 0 0 0 0 0 0 0 0 0 0 2 0 0 0 0 .333
Mar 16 PRINCETON \*of 3 3 1 0 0 0 0 0 0 1 0 0 0 1 0 0 0 0 0 0 3 0 0 0 .333
Mar 18 WESTERN KENTUCK \*of 5 0 4 3 1 0 0 0 0 0 0 0 0 0 0 0 0 0 0 0 1 0 0 0 .365
Mar 18 WESTERN KENTUCK \*of 4 1 1 0 .359
Mar 19 WESTERN KENTUCK \*of 4 1 0 0 0 0 0 0 0 2 0 0 0 0 0 0 0 0 0 2 0 0 0 0 .341
Mar 22 VMI \*of 5 1 1 0 1 0 0 0 0 0 0 0 0 0 0 0 0 0 0 1 3 0 0 0 .333
Mar 23 VMI \*of 2 1 1 0 0 0 0 0 0 2 0 0 1 0 1 0 0 0 0 0 2 0 0 0 .337
Mar 25 at RICE \*of 4 0 0 0 0 0 0 0 0 0 0 0 0 0 0 0 0 0 0 3 4 0 0 0 .323
Mar 26 at RICE \*of 4 0 1 0 0 0 0 0 0 0 0 0 0 0 0 0 0 0 0 0 3 1 0 0 .320
Mar 27 at RICE \*of 4 0 1 1 0 0 0 0 0 0 1 0 0 0 0 0 0 0 1 1 3 0 1 0 .317
Mar 30 at Virginia \*of 5 1 2 1 0 0 0 0 0 0 1 0 0 0 0 0 0 0 0 0 3 0 0 0 .321
Apr 1 FLORIDA ATLANTIC \*of 3 1 1 1 0 0 0 0 0 0 0 0 0 0 1 1 0 0 1 1 0 0 0 .321
Apr 02 FLORIDA ATLANTIC \*of 4 0 0 0 0 0 0 0 0 0 0 0 0 0 0 0 0 0 0 2 5 0 0 0 .310
Apr 03 FLORIDA ATLANTIC \*of 4 0 0 0 0 0 0 0 0 0 0 0 0 0 0 0 0 0 0 0 4 0 0 0 .299
Apr 06 WILLIAM & MARY \*of 2 3 1 0 1 0 0 0 2 2 0 0 0 0 0 0 0 0 0 1 3 0 0 0 .303
Apr 08 at FIU \*of 6 2 4 1 1 0 0 0 0 0 0 0 0 0 0 0 0 0 2 3 0 1 0 .320
Apr 09 at FIU \*of 4 1 1 2 0 0 0 0 0 1 0 0 0 0 1 0 0 1 0 1 8 1 0 0 .318
Apr 10 at FIU \*dh 3 2 1 2 0 0 0 1 1 1 0 0 1 0 0 0 0 0 0 0 0 0 0 0 .318
Apr 15 UTSA \*of 4 1 2 1 1 0 0 0 0 0 0 0 0 0 0 0 0 0 0 0 3 0 0 0 .324
Apr 16 UTSA \*of 4 0 2 0 0 0 0 0 0 1 0 0 0 0 0 0 0 0 0 0 1 1 0 1 .329
Apr 17 UTSA \*of 5 0 2 2 0 0 0 0 0 0 1 0 0 0 0 0 0 0 0 0 2 0 0 0 .331
Apr 19 at VMI \*of 4 0 1 1 0 0 0 0 1 0 0 0 0 0 0 0 0 0 0 3 3 0 0 0 .329
Apr 22 at Louisiana Tech \*of 3 1 1 2 0 0 0 1 0 0 0 0 0 0 1 0 0 1 0 1 3 0 0 0 .329
Apr 23 at Louisiana Tech \*of 3 0 1 0 1 0 0 0 1 0 0 0 0 0 0 0 0 0 0 0 1 0 0 0 .329
Apr 24 at Louisiana Tech \*of 3 0 1 0 0 0 0 0 0 0 0 0 0 0 0 0 0 0 0 1 1 0 0 0 .329
Apr 26 VIRGINIA \*of 4 1 2 0 1 0 0 0 0 0 0 0 0 0 0 0 0 0 0 4 0 0 0 0 .333
Totals 41gs 162 35 54 27 12 0 5 18 13 4 3 3 4 1 35 108 3 4 .333
On base pct. .401 • Slugging pct. .500

CAREER STATS

Year avg gp-gs ab r h 2b 3b hr rbi tb slg% bb hbp so gdp ob% sf sh sb-att po a e fld%
2013 .300 53-52 180 33 54 9 4 2 17 77 .428 21 7 50 2 .394 0 1 13-15 141 4 0 1.000
2014 .239 59-49 180 23 43 6 0 0 23 49 .272 21 5 48 2 .333 1 5 12-15 137 6 1 .993
2015 .302 56-55 202 32 61 10 1 1 28 76 .376 17 5 34 1 .366 3 9 20-25 150 4 3 .981
2016 .333 41-41 162 35 54 12 0 5 27 81 .500 18 3 35 1 .401 4 3 13-17 108 3 4 .965
TOTAL .293 209-197 724 123 212 37 5 8 95 283 .391 77 20 167 6 .373 8 18 58-72 536 17 8 .986



**#10 NICK HARTMAN • Jr. • RHP • 6-2 • 180 • R/R • Katy, Texas • LSU-Eunice**

**PERSONAL:** Son of Victor and Karla Hartman ... Has one sister, Clarissa ... Majoring in sport management ... Performed community service work at a retirement home in Texas ... Favorite pro athlete: Brian Cushing of the Houston Texans, and Jon Singleton of the Houston Astros ... Favorite Foods: Filet mignon wrapped in bacon ... Dream Travel Spot: San Diego.

**2015:** Team best five saves ... Made nine starts.

**MISCELLANEOUS**

**2016 Season Highs**

IP (S)	3.1 vs UTSA
IP (R)	3.0 vs Manhattan
K	5 vs UTSA
BB	3 at LA Tech
NP	63 vs UTSA
H Allowed (S)	6 at LA Tech
H Allowed (R)	6 at West Virginia
HR Allowed	1 at VCU
Runs Allowed (S)	8 at LA Tech
Runs Allowed (R)	3 three times
ER Allowed (S)	8 at LA Tech
ER Allowed (R)	3 at West Virginia

**2016 Breakdown**

Opp. Avg.	.301
vs. Left	.294
vs. Right	.303
WHIP	1.63
K/IP	36/30.2

**Career Highs**

IP (S)	7.0 two times
IP (R)	3.2 vs USM (5.21.15)
K	6 two times
BB	4 at FAU (4.25.15)
NP	105 at MTSU (3.28.15)
H Allowed (S)	10 at UTSA (4.10.15)
H Allowed (R)	6 at W.Va. (3.12.16)
HR Allowed	1 three times
Runs Allowed (S)	8 at LA Tech (4.22.2016)
Runs Allowed (R)	3 three times
ER Allowed (S)	8 at LA Tech (4.22.2016)
ER Allowed (R)	3 at W.Va. (3.12.16)

**2016 GAME-BY-GAME STATS**

**2016 ODU Baseball  
Individual Game-by-Game for Old Dominion (as of Apr 27, 2016)**

**#10 Nick Hartman - 3 games (All games)**

Date	Opponent	Pos	AB	R	H	RBI	2B	3B	HR	BB	SB	CS	HBP	SAC	SF	GDP	K	PO	A	E	Avg
Feb 26	MANHATTAN	p	0	0	0	0	0	0	0	0	0	0	0	0	0	0	0	1	0	0	.000
Mar 09	at VCU	p	0	0	0	0	0	0	0	0	0	0	0	0	0	0	0	0	0	1	.000
Apr 06	WILLIAM & MARY	*p	0	0	0	0	0	0	0	0	0	0	0	0	0	0	0	0	1	0	.000
Totals		1gs	0	0	0	0	0	0	0	0	0	0	0	0	0	0	0	1	1	1	.000

On base pct. .000 • Slugging pct. .000

**#10 Nick Hartman - 19 appearances (All games)**

Date	Opponent	GS	IP	H	R	ER	BB	SO	2B	3B	HR	WP	BK	HBP	IBB	Score	W-L	Sv	ERA	NP
Feb 19	vs NC State		2.0	0	0	0	0	3	0	0	0	0	0	0	0	5-0	0-0	0	0.00	15
Feb 23	NORFOLK STATE		1.1	0	0	0	0	2	0	0	0	0	0	0	0	5-3	0-0	1	0.00	14
Feb 26	MANHATTAN		3.0	0	0	0	0	2	0	0	0	0	0	0	1	6-5	0-0	1	0.00	37
Mar 1	LIBERTY		1.0	2	1	1	0	1	0	0	0	1	0	0	0	7-6	1-0	1	1.23	22
Mar 05	RUTGERS-1		2.0	2	1	1	0	2	0	0	0	0	0	0	0	4-2	1-0	2	1.93	28
Mar 06	RUTGERS		0.2	1	0	0	0	0	0	0	0	0	0	0	0	2-5	1-0	2	1.80	8
Mar 09	at VCU		2.0	2	1	1	0	3	0	0	1	0	0	0	0	3-1	1-0	3	2.25	24
Mar 12	at West Virginia-1		2.0	6	3	3	0	1	3	0	0	2	0	0	0	5-4	2-0	3	3.86	31
Mar 12	at West Virginia		1.1	2	2	2	1	3	0	0	0	0	0	0	0	5-6	2-1	3	4.70	32
Mar 16	PRINCETON		1.0	1	0	0	0	1	0	0	0	0	0	0	0	10-4	2-1	3	4.41	22
Mar 18	WESTERN KENTUCK		1.0	1	0	0	0	2	0	0	0	1	0	0	0	8-3	2-1	3	4.15	20
Mar 18	WESTERN KENTUCK		1.0	1	0	0	1	2	0	0	0	0	0	0	0	4-2	2-1	4	3.93	23
Mar 23	VMI		1.0	3	3	2	1	1	0	0	0	1	0	0	0	6-5	3-1	4	4.66	23
Mar 27	at RICE		0.1	2	3	2	1	0	0	0	0	0	0	0	0	2-8	3-2	4	5.49	14
Apr 06	WILLIAM & MARY	*	3.0	0	0	0	0	4	0	0	0	0	0	0	0	7-1	4-2	4	4.76	35
Apr 10	at FIU		2.2	3	1	1	0	3	0	0	0	1	0	0	0	11-1	4-2	4	4.62	31
Apr 15	UTSA	*	3.1	2	1	0	2	5	1	0	0	1	0	0	0	5-2	4-2	4	4.08	63
Apr 22	at Louisiana Tech	*	1.0	6	8	8	3	1	1	0	0	1	0	0	0	4-11	4-3	4	6.37	45
Apr 26	VIRGINIA		1.0	3	1	1	2	0	1	0	0	1	0	0	0	4-8	4-4	4	6.46	25
Totals		3	30.2	37	25	22	13	36	6	0	1	9	0	0	1	103-77	4-4	4	6.46	-

**CAREER STATS**

Year	avg	gp-gs	ab	r	h	2b	3b	hr	rbi	tb	slg%	bb	hbp	so	gdp	ob%	sf	sh	sb-att	po	a	e	fld%
2015	.000	0-0	0	0	0	0	0	0	0	0	.000	0	0	0	0	.000	0	0	0-0	6	5	0	1.000
2016	.000	0-0	0	0	0	0	0	0	0	0	.000	0	0	0	0	.000	0	0	0-0	1	1	1	.667
TOTAL	.000	0-0	0	0	0	0	0	0	0	0	.000	0	0	0	0	.000	0	0	0-0	7	6	1	.929

Year	era	w-l	app	gs	cg	sho	sv	ip	h	r	er	bb	so	2b	3b	hr	bf	bavg	wp	hbp	bk	sfa	sha
2015	5.17	0-6	17	9	0	0/2	5	55.2	58	38	32	28	41	13	2	3	257	.262	6	4	0	1	3
2016	6.46	4-4	19	3	0	0/1	4	30.2	37	25	22	13	36	6	0	1	139	.301	9	0	0	1	2
TOTAL	5.63	4-10	36	12	0	0/3	9	86.1	95	63	54	41	77	19	2	4	396	.276	15	4	0	2	5



**#11 KYLE BEAM • Jr. • C • 6-0 • 225 • R/R • Hood River, Ore. • Lane CC**

**PRIOR TO OLD DOMINION:** As a freshman at Lane Community College, Beam was selected to the Second Team All-Southern Region for the Northwest Athletic Conference (NWAC) ... In 2014, he participated in the NWACC Juco All-Star game ... In 2013, Beam's senior year of high school, he was the 5A State Player of the Year for Oregon while batting .506 with seven home runs and 42 RBI ... Following the season, Beam was selected to play in the High School All-Star game ... First Team All-State performer as a junior and senior in high school ... Also played football at Hood River Valley where he was a First Team All-League selection as a wide receiver and safety in 2012.

**MISCELLANEOUS**

**2016 Season Highs**

At Bats	7 vs Manhattan
Runs	2 four times
Hits	3 vs App State
RBI	3 two times
2B	2 vs WKU
3B	1 vs Liberty
HR	1 three times
Walks	2 vs Princeton
SB	---
Putouts	7 vs Princeton
Assists	3 two times

**Career Highs**

At Bats	7 vs Manhattan
Runs	2 four times
Hits	3 vs App State (2.21.2016)
RBI	3 two times
2B	2 vs WKU (3.19.2016)
3B	1 vs Liberty (3.1.2016)
HR	1 three times
Walks	2 vs Princeton (3.15.2016)
SB	---
Putouts	7 vs Princeton (3.15.2016)
Assists	3 two times

**2016 GAME-BY-GAME STATS**

**2016 ODU Baseball  
Individual Game-by-Game for Old Dominion (as of Apr 27, 2016)**

**#11 Kyle Beam - 28 games (All games)**

Date	Opponent	Pos	AB	R	H	RBI	2B	3B	HR	BB	SB	CS	HBP	SAC	SF	GDP	K	PO	A	E	Avg
Feb 20	vs Kent State	dh	1	0	0	0	0	0	0	1	0	0	0	0	0	0	1	0	0	0	.000
Feb 21	vs Appalachian State	*c	4	2	3	3	0	0	1	0	0	0	0	0	0	0	0	4	0	0	.600
Feb 23	NORFOLK STATE	*dh	3	0	0	1	0	0	0	1	0	0	0	0	0	0	0	0	0	0	.375
Feb 26	MANHATTAN	*dh	7	1	2	1	0	0	0	0	0	0	0	0	0	0	3	0	0	0	.333
Feb 27	VIRGINIA TECH	*c	2	0	0	0	0	0	0	0	0	0	0	0	0	0	0	2	0	0	.294
Mar 1	LIBERTY	*c	4	2	2	1	0	1	0	0	0	0	0	0	0	0	0	6	1	0	.333
Mar 06	RUTGERS	*c	3	0	0	1	0	0	0	0	0	0	0	0	1	0	0	4	0	0	.292
Mar 09	at VCU	*dh	4	0	1	0	0	0	0	0	0	0	0	0	0	0	1	0	0	0	.286
Mar 11	at West Virginia	*dh	4	0	1	0	0	0	0	0	0	0	0	0	0	0	2	0	0	0	.281
Mar 12	at West Virginia-1	*c	5	1	2	2	0	0	1	0	0	0	0	0	0	0	2	4	3	0	.297
Mar 12	at West Virginia	*dh	5	0	0	0	0	0	0	0	0	0	0	0	0	0	3	0	0	0	.262
Mar 15	PRINCETON	*c	2	2	0	0	0	0	0	2	0	0	0	0	0	1	1	7	1	0	.250
Mar 18	WESTERN KENTUCK	*dh	2	1	0	0	0	0	0	1	0	0	0	0	0	1	1	0	0	0	.239
Mar 19	WESTERN KENTUCK	*c	4	2	2	3	2	0	1	0	0	0	0	0	0	0	1	2	2	0	.260
Mar 22	VMI	*c	5	1	2	2	1	0	1	0	0	0	0	0	0	0	2	4	3	0	.273
Mar 23	VMI	*c	2	0	0	0	0	0	0	1	0	0	0	0	0	0	0	5	1	0	.263
Mar 26	at RICE	*c	4	0	0	0	0	0	0	0	0	0	0	0	0	0	2	2	0	1	.246
Mar 27	at RICE	*c	4	0	0	0	0	0	0	0	0	0	0	0	0	0	2	2	1	0	.231
Mar 30	at Virginia	ph	1	0	1	2	0	0	0	0	0	0	0	0	0	0	0	0	0	0	.242
Apr 1	FLORIDA ATLANTIC	c	1	0	0	0	0	0	0	0	0	0	0	0	0	0	1	0	0	0	.239
Apr 02	FLORIDA ATLANTIC	*c	2	0	0	0	0	0	0	0	0	0	0	0	0	0	1	3	0	0	.232
Apr 03	FLORIDA ATLANTIC	*c	2	0	0	0	0	0	0	0	0	0	1	0	0	0	1	6	1	0	.225
Apr 08	at FIU	c	0	0	0	0	0	0	0	1	0	0	0	0	0	0	0	2	0	0	.225
Apr 10	at FIU	*c	2	1	0	1	0	0	0	1	0	0	1	0	1	0	0	6	0	0	.219
Apr 16	UTSA	*c	3	0	0	0	0	0	0	0	0	0	0	0	0	1	0	3	2	0	.211
Apr 17	UTSA	*c	1	0	0	0	0	0	0	1	0	0	0	0	0	0	0	3	0	1	.208
Apr 23	at Louisiana Tech	*c	4	1	2	1	0	0	0	0	0	0	0	0	0	0	2	4	0	0	.222
Apr 24	at Louisiana Tech	*c	3	0	0	0	0	0	0	0	0	0	0	0	0	0	1	3	1	0	.214
Totals			24gs	84	14	18	3	1	3	10	0	0	2	0	2	3	27	72	16	2	.214

On base pct. .306 • Slugging pct. .381

**CAREER STATS**

Year	avg	gp-gs	ab	r	h	2b	3b	hr	rbi	tb	slg%	bb	hbp	so	gdp	ob%	sf	sh	sb-att	po	a	e	fld%
2016	.214	28-24	84	14	18	3	1	3	18	32	.381	10	2	27	3	.306	2	0	0-0	72	16	2	.978
TOTAL	.214	28-24	84	14	18	3	1	3	18	32	.381	10	2	27	3	.306	2	0	0-0	72	16	2	.978







**#16 THOMAS BUSBICE • Sr. • RHP • 6-1 • 205 • R/R • Papillion, Neb. • Iowa Western**

**PERSONAL:** Son of Joe Busbice and Damarah Alexander ... Has one brother: Matt ... Majoring in criminal justice ... Interested in law enforcement or the Air Force ... Favorite pro athlete: Stephen Curry ... Favorite pro team: San Antonio Spurs ... Dream travel spot: Maui.

**2015:** Fanned five at Middle Tenn ... Saves vs. Rutgers and WKU ... Team best 25 appearances.

**MISCELLANEOUS**

**2016 Season Highs**

IP (S)	---
IP (R)	2.0 vs Rutgers
K	2 two times
BB	2 two times
NP	27 vs Florida Atlantic
H Allowed (S)	---
H Allowed (R)	4 vs UTSA
HR Allowed	1 vs Virginia
Runs Allowed (S)	---
Runs Allowed (R)	4 vs Virginia Tech
ER Allowed (S)	---
ER Allowed (R)	3 two times

**2016 Breakdown**

Opp. Avg.	329
vs. Left	.286
vs. Right	.347
WHIP	1.73
K/IP	12/17.1

**Career Highs**

IP (S)	3.0 at W&M (4.14.15)
IP (R)	4.0 at MTSU (3.29.15)
K	5 at MTSU (3.29.15)
BB	4 three times
NP	74 vs Rice (3.21.15)
H Allowed (S)	5 at W&M (4.14.15)
H Allowed (R)	7 vs Rice (3.21.15)
HR Allowed	1 four times
Runs Allowed (S)	5 at W&M (4.14.15)
Runs Allowed (R)	4 two times
ER Allowed (S)	5 at W&M (4.14.15)
ER Allowed (R)	3 five times

**2016 GAME-BY-GAME STATS**

**2016 ODU Baseball  
Individual Game-by-Game for Old Dominion (as of Apr 27, 2016)**

**#16 Thomas Busbice - 3 games (All games)**

Date	Opponent	Pos	AB	R	H	RBI	2B	3B	HR	BB	SB	CS	HBP	SAC	SF	GDP	K	PO	A	E	Avg
Mar 05	RUTGERS-2	p	0	0	0	0	0	0	0	0	0	0	0	0	0	0	0	1	0	0	.000
Mar 15	PRINCETON	p	0	0	0	0	0	0	0	0	0	0	0	0	0	0	0	0	1	0	.000
Apr 03	FLORIDA ATLANTIC	p	0	0	0	0	0	0	0	0	0	0	0	0	0	0	0	0	1	0	.000
Totals		ogs	0	0	0	0	0	0	0	0	0	0	0	0	0	0	0	1	2	0	.000

On base pct. .000 • Slugging pct. .000

**#16 Thomas Busbice - 16 appearances (All games)**

Date	Opponent	GS	IP	H	R	ER	BB	SO	2B	3B	HR	WP	BK	HBP	IBB	Score	W-L	Sv	ERA	NP
Feb 23	NORFOLK STATE		1.0	1	0	0	0	0	1	0	0	0	0	0	0	5-3	0-0	0	0.00	21
Feb 27	VIRGINIA TECH		0.0	2	4	3	0	1	2	0	0	3	0	0	0	1-22	0-0	0	27.00	17
Mar 05	RUTGERS-2		2.0	0	0	0	0	1	0	0	0	0	0	0	0	7-4	1-0	0	9.00	21
Mar 09	at VCU		0.2	1	0	0	0	0	0	0	0	0	0	0	0	3-1	1-0	0	7.36	8
Mar 12	at West Virginia-1		1.2	2	0	0	0	1	0	0	0	1	0	0	0	5-4	1-0	0	5.06	24
Mar 12	at West Virginia		1.0	0	0	0	2	1	0	0	0	0	0	0	0	5-6	1-0	0	4.26	16
Mar 15	PRINCETON		1.1	3	2	2	0	1	0	0	0	0	0	0	0	7-6	1-0	0	5.87	17
Mar 19	WESTERN KENTUCK		0.1	2	2	2	0	0	0	0	0	0	0	0	0	12-8	1-0	0	7.88	4
Mar 22	VMI		1.0	1	1	1	1	0	0	0	0	0	0	1	0	8-2	1-0	0	8.00	21
Mar 26	at RICE		1.2	1	0	0	1	1	0	0	0	0	0	0	0	2-6	1-0	0	6.75	16
Mar 30	at Virginia		1.0	1	1	1	0	1	0	0	1	0	0	0	0	5-4	1-0	0	6.94	14
Apr 1	FLORIDA ATLANTIC		1.0	0	0	0	0	0	0	0	0	0	0	0	0	7-10	1-0	0	6.39	11
Apr 03	FLORIDA ATLANTIC		1.0	3	3	3	1	2	1	0	0	0	0	0	0	0-11	1-0	0	7.90	27
Apr 06	WILLIAM & MARY		1.0	1	0	0	0	2	0	0	0	0	0	0	0	7-1	1-0	0	7.36	15
Apr 17	UTSA		1.0	4	2	2	0	0	1	0	0	0	0	0	0	2-7	1-0	0	8.04	27
Apr 22	at Louisiana Tech		1.2	1	0	0	2	1	0	0	0	0	0	1	0	4-11	1-0	0	7.27	40
Totals			0	17.1	23	15	14	7	12	5	0	1	4	0	2	80-106	1-0	0	7.27	-

**CAREER STATS**

Year	avg	gp-gs	ab	r	h	2b	3b	hr	rbi	tb	slg%	bb	hbp	so	gdp	ob%	sf	sh	sb-att	po	a	e	fld%
2015	.000	0-0	0	0	0	0	0	0	0	0	.000	0	0	0	0	.000	0	0	0-0	3	11	2	.875
2016	.000	0-0	0	0	0	0	0	0	0	0	.000	0	0	0	0	.000	0	0	0-0	1	2	0	1.000
TOTAL	.000	0-0	0	0	0	0	0	0	0	0	.000	0	0	0	0	.000	0	0	0-0	4	13	2	.895

Year	era	w-l	app	gs	cg	sho	sv	ip	h	r	er	bb	so	2b	3b	hr	bf	bavg	wp	hbp	bk	sfa	sha
2015	4.84	3-2	25	1	0	0/3	2	44.2	46	30	24	26	37	11	0	3	201	.279	12	3	0	3	4
2016	7.27	1-0	16	0	0	0/0	0	17.1	23	15	14	7	12	5	0	1	85	.329	4	2	0	3	3
TOTAL	5.52	4-2	41	1	0	0/3	2	62.0	69	45	38	33	49	16	0	4	286	.294	16	5	0	6	7





## #17 CULVER LAMB • So. • RHP • 6-3 • 195 • R/R • Virginia Beach, Va. • Chipola College

**PRIOR TO OLD DOMINION:** Member of the Chipola College baseball program that went 40-12 and won the Panhandle Conference Championship in 2015 ... Played first base and was a right-handed pitcher ... Named Second Team All-Panhandle Conference as a pitcher and earned Academic All-Conference honors ... Registered a 3.36 ERA in 67 innings pitched and 65 strikeouts ... Also hit .250 overall and .450 in the conference ... Earned First Team All-Region honors as a pitcher and third baseman and Second Team All-State as a pitcher at Tallwood High School.

### MISCELLANEOUS

#### 2016 Season Highs

IP (S)	---
IP (R)	3.2 vs Kent State
K	5 vs Kent State
BB	2 two times
NP	53 two times
H Allowed (S)	---
H Allowed (R)	4 at VMI
HR Allowed	1 two times
Runs Allowed (S)	---
Runs Allowed (R)	5 at VMI
ER Allowed (S)	---
ER Allowed (R)	5 at VMI

#### 2016 Breakdown

Opp. Avg.	.308
vs. Left	.341
vs. Right	.289
WHIP	1.64
K/IP	23/28.0

#### Career Highs

IP (S)	---
IP (R)	3.2 vs Kent State (2.20.16)
K	5 vs Kent State (2.20.16)
BB	2 vs Princeton (3.15.16)
NP	53 two times
H Allowed (S)	---
H Allowed (R)	5 at VMI (4.19.2016)
HR Allowed	1 two times
Runs Allowed (S)	---
Runs Allowed (R)	5 at VMI (4.19.2016)
ER Allowed (S)	---
ER Allowed (R)	5 at VMI (4.19.2016)

### 2016 GAME-BY-GAME STATS

#### 2016 ODU Baseball Individual Game-by-Game for Old Dominion (as of Apr 27, 2016)

##### #17 Culver Lamb - 7 games (All games)

Date	Opponent	Pos	AB	R	H	RBI	2B	3B	HR	BB	SB	CS	HBP	SAC	SF	GDP	K	PO	A	E	Avg
Feb 28	DELAWARE	p	0	0	0	0	0	0	0	0	0	0	0	0	0	0	0	0	1	0	.000
Mar 11	at West Virginia	p	0	0	0	0	0	0	0	0	0	0	0	0	0	0	0	0	0	1	.000
Mar 12	at West Virginia-1	p	0	0	0	0	0	0	0	0	0	0	0	0	0	0	0	0	1	0	.000
Mar 15	PRINCETON	p	0	0	0	0	0	0	0	0	0	0	0	0	0	0	0	0	0	1	.000
Mar 25	at RICE	p	0	0	0	0	0	0	0	0	0	0	0	0	0	0	0	1	1	0	.000
Mar 30	at Virginia	p	0	0	0	0	0	0	0	0	0	0	0	0	0	0	0	1	1	0	.000
Apr 1	FLORIDA ATLANTIC	p	0	0	0	0	0	0	0	0	0	0	0	0	0	0	0	0	1	1	.000
Totals		Ogs	0	0	0	0	0	0	0	0	0	0	0	0	0	0	0	2	5	3	.000


On base pct. .000 • Slugging pct. .000

##### #17 Culver Lamb - 18 appearances (All games)

Date	Opponent	GS	IP	H	R	ER	BB	SO	2B	3B	HR	WP	BK	HBP	IBB	Score	W-L	Sv	ERA	NP
Feb 20	vs Kent State		3.2	3	0	0	1	5	0	0	0	0	0	0	0	2-0	0-0	0	0.00	53
Feb 28	DELAWARE		3.1	3	2	2	0	4	0	0	1	0	0	0	0	10-4	1-0	0	2.57	53
Mar 05	RUTGERS-2		3.0	3	0	0	0	1	0	0	0	0	0	0	0	7-4	1-0	1	1.80	51
Mar 11	at West Virginia		1.0	1	2	0	0	1	1	0	0	0	0	0	0	3-4	1-1	1	1.64	17
Mar 12	at West Virginia-1		1.2	0	0	0	1	1	0	0	0	0	0	0	0	5-4	1-1	1	1.42	25
Mar 15	PRINCETON		1.2	2	2	2	2	3	1	0	0	0	0	0	0	7-6	2-1	1	2.51	30
Mar 18	WESTERN KENTUCK		1.0	1	0	0	0	1	1	0	0	0	0	0	0	8-3	2-1	1	2.35	11
Mar 18	WESTERN KENTUCK		1.0	1	0	0	0	1	0	0	0	0	0	1	0	4-2	2-1	1	2.20	16
Mar 19	WESTERN KENTUCK		0.2	4	3	2	0	0	0	0	0	0	0	0	0	12-8	2-1	1	3.18	20
Mar 25	at RICE		2.0	2	1	1	1	2	0	0	0	0	1	0	1	1-3	2-1	1	3.32	34
Mar 30	at Virginia		1.1	0	0	0	0	1	0	0	0	0	0	0	0	5-4	2-1	1	3.10	12
Apr 1	FLORIDA ATLANTIC		1.1	2	2	2	1	0	0	0	0	0	0	0	0	7-10	2-2	1	3.74	24
Apr 03	FLORIDA ATLANTIC		0.2	2	2	2	0	1	1	0	0	0	0	1	0	0-11	2-2	1	4.43	20
Apr 06	WILLIAM & MARY		1.0	0	0	0	0	1	0	0	0	0	0	0	0	7-1	2-2	1	4.24	6
Apr 08	at FIU		1.0	3	4	4	2	1	1	0	0	0	0	0	0	12-11	2-2	1	5.55	29
Apr 16	UTSA		1.2	1	2	0	1	0	1	0	0	1	0	0	0	0-3	2-2	1	5.19	35
Apr 19	at VMI		0.1	5	5	5	1	0	1	0	0	1	0	0	0	6-8	2-2	1	6.84	24
Apr 26	VIRGINIA		1.2	3	1	1	0	0	1	0	1	0	0	0	0	4-8	2-2	1	6.75	20
Totals		0	28.0	36	26	21	10	23	8	0	2	2	0	3	0	100-94	2-2	1	6.75	-

### CAREER STATS

Year	avg	gp-gs	ab	r	h	2b	3b	hr	rbi	tb	slg%	bb	hbp	so	gdp	ob%	sf	sh	sb-att	po	a	e	fld%
2016	.000	0-0	0	0	0	0	0	0	0	0	.000	0	0	0	0	.000	0	0	0-0	2	5	3	.700
TOTAL	.000	0-0	0	0	0	0	0	0	0	0	.000	0	0	0	0	.000	0	0	0-0	2	5	3	.700
Year	era	w-l	app	gs	cg	sho	sv	ip	h	r	er	bb	so	2b	3b	hr	bf	bavg	wp	hbp	bk	sfa	sha
2016	6.75	2-2	18	0	0	0/1	1	28.0	36	26	21	10	23	8	0	2	132	.308	2	3	0	0	2
TOTAL	6.75	2-2	18	0	0	0/1	1	28.0	36	26	21	10	23	8	0	2	132	.308	2	3	0	0	2



**#18 GRAYSON BAILEY • RSr. • LHP • 6-1 • 210 • L/L • Virginia Beach, Va. • Lee University**

**PRIOR TO OLD DOMINION:** Member of the Lee University baseball team ... Led the team to two NCCAA World Series Runner-Up titles in 2014 and 2015 ... In 2014, recorded a 2.05 ERA and one save in 26.1 innings pitched ... Also notched 18 hits and a .202 batting average ... In 2015, went 3-2 in 35.2 innings with a 3.28 ERA ... Was named an Academic All-American twice ... Attended Frank W. Cox High School and was a First Team All-Beach, First Team All-Region, First Team All-Hampton Roads, Honorable Mention All-State and led the team to the regional semifinals ... Played with the Peninsula Pilots in the Coastal Plains League and helped the team win two CPL Championships (2013 & 2014).

**MISCELLANEOUS**

**2016 Season Highs**

IP (S)	---
IP (R)	4.0 at FIU
K	5 at FIU
BB	3 vs Virginia Tech
NP	54 at FIU
H Allowed (S)	---
H Allowed (R)	2 four times
HR Allowed	---
Runs Allowed (S)	---
Runs Allowed (R)	4 at LA Tech
ER Allowed (S)	---
ER Allowed (R)	3 at LA Tech

**2016 Breakdown**

Opp. Avg.	.219
vs. Left	.190
vs. Right	.231
WHIP	1.22
K/IP	16/22.0

**Career Highs**

IP (S)	---
IP (R)	4.0 at FIU (4.9.2016)
K	5 at FIU (4.9.2016)
BB	3 vs Va. Tech (2.27.16)
NP	54 at FIU (4.9.2016)
H Allowed (S)	---
H Allowed (R)	2 three times
HR Allowed	---
Runs Allowed (S)	---
Runs Allowed (R)	4 at LA Tech (4.22.2016)
ER Allowed (S)	---
ER Allowed (R)	3 at LA Tech (4.22.2016)

**2016 GAME-BY-GAME STATS**

**2016 ODU Baseball  
Individual Game-by-Game for Old Dominion (as of Apr 27, 2016)**

**#18 Grayson Bailey - 5 games (All games)**

Date	Opponent	Pos	AB	R	H	RBI	2B	3B	HR	BB	SB	CS	HBP	SAC	SF	GDP	K	PO	A	E	Avg
Mar 12	at West Virginia	p	0	0	0	0	0	0	0	0	0	0	0	0	0	0	0	0	2	0	.000
Mar 19	WESTERN KENTUCK	p	0	0	0	0	0	0	0	0	0	0	0	0	0	0	0	0	1	0	.000
Apr 16	UTSA	p	0	0	0	0	0	0	0	0	0	0	0	0	0	0	0	0	2	0	.000
Apr 24	at Louisiana Tech	p	0	0	0	0	0	0	0	0	0	0	0	0	0	0	0	0	0	1	.000
Apr 26	VIRGINIA	p	0	0	0	0	0	0	0	0	0	0	0	0	0	0	0	0	1	0	.000
Totals		Ogs	0	0	0	0	0	0	0	0	0	0	0	0	0	0	0	0	6	1	.000

On base pct. .000 • Slugging pct. .000

**#18 Grayson Bailey - 17 appearances (All games)**

Date	Opponent	GS	IP	H	R	ER	BB	SO	2B	3B	HR	WP	BK	HBP	IBB	Score	W-L	Sv	ERA	NP
Feb 23	NORFOLK STATE		2.0	2	1	1	0	0	0	0	0	0	0	0	0	5-3	0-0	0	4.50	38
Feb 27	VIRGINIA TECH		0.1	2	3	2	3	1	0	0	0	1	0	0	0	1-22	0-0	0	11.57	29
Mar 09	at VCU		1.0	1	0	0	0	0	0	0	0	0	0	0	0	3-1	0-0	0	8.10	19
Mar 12	at West Virginia		1.1	0	0	0	1	0	0	0	0	0	0	0	0	5-6	0-0	0	5.79	19
Mar 15	PRINCETON		1.0	0	0	0	0	1	0	0	0	0	0	0	0	7-6	0-0	1	4.76	16
Mar 16	PRINCETON		1.0	0	0	0	1	1	0	0	0	1	0	0	0	10-4	0-0	1	4.05	22
Mar 18	WESTERN KENTUCK		1.0	0	0	0	0	1	0	0	0	0	0	0	0	4-2	1-0	1	3.52	9
Mar 19	WESTERN KENTUCK		0.2	0	0	0	1	0	0	0	0	1	0	0	0	12-8	1-0	1	3.24	6
Mar 22	VMI		2.0	1	0	0	1	3	0	0	0	0	0	1	0	8-2	1-0	1	2.61	42
Mar 26	at RICE		1.2	1	1	1	1	0	0	0	0	2	0	0	0	2-6	1-0	1	3.00	25
Mar 30	at Virginia		1.0	2	1	1	0	0	0	0	0	0	0	0	0	5-4	2-0	1	3.46	10
Apr 1	FLORIDA ATLANTIC		0.2	1	1	0	0	1	1	0	0	1	0	0	0	7-10	2-0	1	3.29	17
Apr 06	WILLIAM & MARY		1.0	0	0	0	0	1	0	0	0	0	0	0	0	7-1	2-0	1	3.07	14
Apr 09	at FIU		4.0	0	0	0	1	5	0	0	0	0	0	0	0	10-2	2-0	2	2.41	54
Apr 16	UTSA		2.0	3	0	0	0	1	0	0	0	0	0	0	0	0-3	2-0	2	2.18	28
Apr 24	at Louisiana Tech		0.1	2	4	3	0	1	1	0	0	1	0	1	0	0-12	2-0	2	3.43	22
Apr 26	VIRGINIA		1.0	1	1	1	2	0	1	0	0	0	0	0	0	4-8	2-0	2	3.68	23
Totals		0	22.0	16	12	9	11	16	3	0	0	7	0	2	0	90-100	2-0	2	3.68	-

**CAREER STATS**

Year	avg	gp-gs	ab	r	h	2b	3b	hr	rbi	tb	slg%	bb	hbp	so	gdp	ob%	sf	sh	sb-att	po	a	e	fld%
2016	.000	0-0	0	0	0	0	0	0	0	0	.000	0	0	0	0	.000	0	0	0-0	0	6	1	.857
TOTAL	.000	0-0	0	0	0	0	0	0	0	0	.000	0	0	0	0	.000	0	0	0-0	0	6	1	.857

Year	era	w-l	app	gs	cq	sho	sv	ip	h	r	er	bb	so	2b	3b	hr	bf	bavg	wp	hbp	bk	sfa	sha
2016	3.68	2-0	17	0	0	0/0	2	22.0	16	12	9	11	16	3	0	0	94	.219	7	2	0	1	7
TOTAL	3.68	2-0	17	0	0	0/0	2	22.0	16	12	9	11	16	3	0	0	94	.219	7	2	0	1	7



**#19 DARIUS GILLUS • RFr. • INF • 5-11 • 205 • R/R • Chesterfield, Va. • L.C. Bird**

**PERSONAL:** Son of Quinton and Gail Gillus ... Has two sisters: Jasmine and LaTisha ... Majoring in criminal justice ... Interested in the CIA ... Favorite pro athlete: Bo Jackson ... Favorite pro team: New York Yankees ... Favorite Food: Pizza ... Dream Travel Spot: Spain.

**2015:** Did not play.

**MISCELLANEOUS**

**2016 Season Highs**

At Bats	2 two times
Runs	---
Hits	1 vs WKU
RBI	1 vs WKU
2B	---
3B	---
HR	---
Walks	1 vs Manhattan
SB	---
Putouts	6 at West Virginia
Assists	1 vs Virginia Tech

**Career Highs**

At Bats	2 two times
Runs	---
Hits	1 vs WKU (3.19.2016)
RBI	1 vs WKU (3.19.2016)
2B	---
3B	---
HR	---
Walks	1 vs Manhattan (2.26.2016)
SB	---
Putouts	6 at West Virginia (3.12.2016)
Assists	1 vs Virginia Tech (2.27.2016)

**2016 GAME-BY-GAME STATS**

**2016 ODU Baseball  
Individual Game-by-Game for Old Dominion (as of Apr 27, 2016)**

**#19 Darius Gillus - 13 games (All games)**

Date	Opponent	Pos	AB	R	H	RBI	2B	3B	HR	BB	SB	CS	HBP	SAC	SF	GDP	K	PO	A	E	Avg
Feb 26	MANHATTAN	ph	0	0	0	0	0	0	0	1	0	0	0	0	0	0	0	0	0	0	.000
Feb 27	VIRGINIA TECH	1b	1	0	0	0	0	0	0	0	0	0	0	0	0	0	1	2	1	0	.000
Mar 1	LIBERTY	1b	0	0	0	0	0	0	0	0	0	0	0	0	0	0	0	0	1	0	.000
Mar 05	RUTGERS-1	ph	1	0	0	1	0	0	0	0	0	0	0	0	0	0	0	0	0	0	.000
Mar 12	at West Virginia-1	ph	1	0	0	0	0	0	0	0	0	0	0	0	0	0	0	0	0	0	.000
Mar 12	at West Virginia	1b	2	0	0	0	0	0	0	0	0	0	0	0	0	0	2	6	0	0	.000
Mar 19	WESTERN KENTUCK	ph	1	0	1	1	0	0	0	0	0	0	0	0	0	0	0	0	0	0	.167
Mar 22	VMI	pr/1b	0	0	0	0	0	0	0	0	0	0	0	0	0	0	0	2	0	0	.167
Apr 1	FLORIDA ATLANTIC	1b	0	0	0	0	0	0	0	0	0	0	0	0	0	0	0	1	0	0	.167
Apr 08	at FIU	ph	1	0	0	0	0	0	0	0	0	0	0	0	0	0	1	0	0	0	.143
Apr 16	UTSA	1b	0	0	0	0	0	0	0	0	0	0	0	0	0	0	0	1	0	1	.143
Apr 22	at Louisiana Tech	ph/of	2	0	0	0	0	0	0	0	0	0	0	0	1	0	0	0	0	0	.111
Apr 26	VIRGINIA	dh	1	0	0	0	0	0	0	0	0	0	0	0	0	0	0	0	0	0	.100
Totals		Ogs	10	0	1	2	0	0	0	1	0	0	0	0	1	4	13	1	1	1	.100

On base pct. .182 • Slugging pct. .100

**CAREER STATS**

Year	avg	gp-gs	ab	r	h	2b	3b	hr	rbi	tb	slg%	bb	hbp	so	gdp	ob%	sf	sh	sb-att	po	a	e	fld%
2016	.100	13-0	10	0	1	0	0	0	2	1	.100	1	0	4	1	.182	0	0	0-0	13	1	1	.933
TOTAL	.100	13-0	10	0	1	0	0	0	2	1	.100	1	0	4	1	.182	0	0	0-0	13	1	1	.933



**#20 BRYCE WINDHAM • Fr. • INF • 6-0 • 170 • L/R • Monroe, Mich. • Saint Mary Catholic Central**

**PRIOR TO OLD DOMINION:** Played baseball, basketball and football at St. Mary Catholic Central ... Baseball team went 34-7 in 2014-15 and made it to the state quarterfinals ... Earned All-State honors for three years ... Helped lead the team to three league championships and two regional appearances ... Participated in the Michigan All-Star game ... Batted above .300 every year, with a high of .495 as a senior ... In basketball, played point guard and graduated as the all-time assist leader and the second all-time leading scorer ... Earned All-State honors and was asked to play in the Michigan All-Star game ... In football, played quarterback and helped lead the team to a League and State Championship in 2014 and was named to the All-State team ... Also set the school record for passing yards.

**MISCELLANEOUS**

**2016 Season Highs**

At Bats	2 vs William & Mary
Runs	1 five times
Hits	---
RBI	---
2B	---
3B	---
HR	---
Walks	1 vs App. State
SB	---
Putouts	---
Assists	2 two times

**Career Highs**

At Bats	2 vs W&M (4.4.2016)
Runs	1 five times
Hits	---
RBI	---
2B	---
3B	---
HR	---
Walks	1 vs App. State (2.21.2016)
SB	---
Putouts	---
Assists	2 two times

**2016 GAME-BY-GAME STATS**

**2016 ODU Baseball  
Individual Game-by-Game for Old Dominion (as of Apr 27, 2016)**

**#20 Bryce Windham - 17 games (All games)**

Date	Opponent	Pos	AB	R	H	RBI	2B	3B	HR	BB	SB	CS	HBP	SAC	SF	GDP	K	PO	A	E	Avg
Feb 21	vs Appalachian State	2b	0	1	0	0	0	0	0	1	0	0	0	0	0	0	0	0	1	1	.000
Feb 27	VIRGINIA TECH	ph	1	0	0	0	0	0	0	0	0	0	0	0	0	0	0	0	0	0	.000
Mar 1	LIBERTY	pr	0	0	0	0	0	0	0	0	0	0	0	0	0	0	0	0	0	0	.000
Mar 09	at VCU	ph	0	0	0	0	0	0	0	0	0	0	0	1	0	0	0	0	0	0	.000
Mar 12	at West Virginia-1	pr	0	0	0	0	0	0	0	0	0	0	0	0	0	0	0	0	0	0	.000
Mar 12	at West Virginia	pr	0	1	0	0	0	0	0	0	0	0	0	0	0	0	0	0	0	0	.000
Mar 15	PRINCETON	pr	0	1	0	0	0	0	0	0	0	0	0	0	0	0	0	0	0	0	.000
Mar 18	WESTERN KENTUCK	pr	0	0	0	0	0	0	0	0	0	0	0	0	0	0	0	0	0	0	.000
Mar 22	VMI	2b	1	0	0	0	0	0	0	0	0	0	0	0	0	0	1	0	2	0	.000
Mar 27	at RICE	pr	0	0	0	0	0	0	0	0	0	0	0	0	0	0	0	0	0	0	.000
Apr 06	WILLIAM & MARY	2b	2	0	0	0	0	0	0	0	0	0	0	0	0	0	1	0	2	0	.000
Apr 08	at FIU	pr	0	1	0	0	0	0	0	0	0	0	0	0	0	0	0	0	0	0	.000
Apr 09	at FIU	pr	0	1	0	0	0	0	0	0	0	0	0	0	0	0	0	0	0	0	.000
Apr 10	at FIU	pr	0	0	0	0	0	0	0	0	0	0	0	0	0	0	0	0	0	0	.000
Apr 15	UTSA	pr	0	0	0	0	0	0	0	0	1	0	0	0	0	0	0	0	0	0	.000
Apr 16	UTSA	pr	0	0	0	0	0	0	0	0	0	0	0	0	0	0	0	0	0	0	.000
Apr 22	at Louisiana Tech	of	1	0	0	0	0	0	0	0	0	0	0	0	0	0	0	0	0	0	.000
Totals		Ogs	5	5	0	0	0	0	0	1	1	0	0	1	0	0	2	0	5	1	.000

On base pct. .167 • Slugging pct. .000

**CAREER STATS**

Year	avg	gp-gs	ab	r	h	2b	3b	hr	rbi	tb	slg%	bb	hbp	so	gdp	ob%	sf	sh	sb-att	po	a	e	fld%
2016	.000	17-0	5	5	0	0	0	0	0	0	.000	1	0	2	0	.167	0	1	1-1	0	5	1	.833
TOTAL	.000	17-0	5	5	0	0	0	0	0	0	.000	1	0	2	0	.167	0	1	1-1	0	5	1	.833



**#21 MORGAN MAGUIRE • Fr. • RHP • 6-2 • 205 • L/R • Rumson, N.J. • Rumson-Fair Haven Regional**

**PRIOR TO OLD DOMINION:** Played at Rumson Fair-Haven High School and was selected as a two-time All-Shore Conference member and First Team All-State, along with a three-time All-Division selection ... Was named the 2014 A-Central Division Hitter of the year and 2015 A-Central Division Pitcher of the Year ... Asked to play in the Shore Conference All-Star game ... For his career, he registered 77 hits, five home runs and 53 RBI, while notching an ERA of 0.97 and a 12-4 record on the mound ... Played summer baseball for Coach Rob Maida and the 9ers Baseball Club out of N.J. with fellow teammate Will Morgan ... Also played basketball and helped the team win a conference championship and was a member of the All-Division team.

**MISCELLANEOUS**

**2016 Season Highs**

IP (S)	---
IP (R)	2.2 two times
K	4 vs UTSA
BB	2 at LA Tech
NP	33 at FIU
H Allowed (S)	---
H Allowed (R)	4 at Rice
HR Allowed	1 three times
Runs Allowed (S)	---
Runs Allowed (R)	4 at Rice
ER Allowed (S)	---
ER Allowed (R)	4 at Rice

**2016 Breakdown**

Opp. Avg.	.258
vs. Left	.355
vs. Right	.212
WHIP	1.24
K/IP	26/25.2

**Career Highs**

IP (S)	---
IP (R)	2.2 two times
K	4 vs UTSA (4.15.2016)
BB	2 at LA Tech (4.22.2016)
NP	33 at FIU (4.8.2016)
H Allowed (S)	---
H Allowed (R)	4 at Rice (3.27.16)
HR Allowed	1 three times
Runs Allowed (S)	---
Runs Allowed (R)	4 at Rice (3.27.16)
ER Allowed (S)	---
ER Allowed (R)	4 at Rice (3.27.16)

**2016 GAME-BY-GAME STATS**

**2016 ODU Baseball  
Individual Game-by-Game for Old Dominion (as of Apr 27, 2016)**

**#21 Morgan Maguire - 5 games (All games)**

Date	Opponent	Pos	AB	R	H	RBI	2B	3B	HR	BB	SB	CS	HBP	SAC	SF	GDP	K	PO	A	E	Avg
Mar 05	RUTGERS-1	p	0	0	0	0	0	0	0	0	0	0	0	0	0	0	0	0	1	0	.000
Mar 11	at West Virginia	p	0	0	0	0	0	0	0	0	0	0	0	0	0	0	0	0	0	1	.000
Mar 12	at West Virginia-1	p	0	0	0	0	0	0	0	0	0	0	0	0	0	0	0	0	0	1	.000
Mar 27	at RICE	p	0	0	0	0	0	0	0	0	0	0	0	0	0	0	0	0	2	0	.000
Apr 08	at FIU	p	0	0	0	0	0	0	0	0	0	0	0	0	0	0	0	0	1	0	.000
Totals		Ogs	0	0	0	0	0	0	0	0	0	0	0	0	0	0	0	0	4	2	.000

On base pct. .000 • Slugging pct. .000

**#21 Morgan Maguire - 20 appearances (All games)**

Date	Opponent	GS	IP	H	R	ER	BB	SO	2B	3B	HR	WP	BK	HBP	IBB	Score	W-L	Sv	ERA	NP
Feb 21	vs Appalachian State		1.0	1	1	0	0	2	0	0	0	1	0	0	0	12-3	0-0	0	0.00	15
Feb 26	MANHATTAN		1.0	1	1	1	0	2	1	0	0	2	0	0	0	6-5	0-0	0	4.50	15
Feb 27	VIRGINIA TECH		2.2	3	3	3	0	0	0	0	1	0	0	1	0	1-22	0-0	0	7.71	29
Mar 05	RUTGERS-1		1.0	1	1	1	0	2	1	0	0	0	1	1	0	4-2	1-0	0	7.94	16
Mar 06	RUTGERS		0.1	0	1	1	1	0	0	0	0	0	0	0	0	2-5	1-0	0	9.00	8
Mar 09	at VCU		0.2	0	0	0	0	1	0	0	0	0	0	0	0	3-1	1-0	0	8.10	7
Mar 11	at West Virginia		1.2	2	0	0	0	3	0	0	0	0	0	1	0	3-4	1-0	0	6.48	25
Mar 12	at West Virginia-1		1.0	1	0	0	0	1	0	0	0	0	0	0	0	5-4	1-0	1	5.79	12
Mar 16	PRINCETON		1.0	1	0	0	0	1	0	0	0	0	0	0	0	10-4	1-0	1	5.23	15
Mar 18	WESTERN KENTUCK		1.0	1	0	0	0	1	0	0	0	0	0	0	0	8-3	1-0	1	4.76	18
Mar 18	WESTERN KENTUCK		1.0	0	0	0	0	1	0	0	0	0	0	0	0	4-2	1-0	1	4.38	11
Mar 23	VMI		1.0	0	0	0	0	1	0	0	0	0	0	0	0	6-5	1-0	1	4.05	6
Mar 27	at RICE		1.0	4	4	4	1	0	3	0	1	0	0	0	0	2-8	1-0	1	6.28	19
Mar 30	at Virginia		1.0	1	0	0	1	0	0	0	0	1	0	0	0	5-4	1-0	1	5.87	18
Apr 02	FLORIDA ATLANTIC		2.0	0	0	0	1	1	0	0	0	0	0	0	0	1-3	1-0	1	5.19	23
Apr 08	at FIU		2.2	2	0	0	0	2	1	0	0	0	0	0	0	12-11	2-0	1	4.50	33
Apr 15	UTSA		1.2	1	0	0	0	4	0	0	0	1	0	0	0	5-2	2-0	2	4.15	24
Apr 19	at VMI		2.0	2	0	0	0	2	0	0	0	1	0	0	0	6-8	2-0	2	3.80	21
Apr 24	at Louisiana Tech		0.2	1	1	1	2	1	0	1	0	2	0	1	0	0-12	2-0	2	4.07	22
Apr 26	VIRGINIA		1.1	3	3	3	1	1	1	0	1	0	0	0	0	4-8	2-0	2	4.91	31
Totals		0	25.2	25	15	14	7	26	7	1	3	8	1	4	0	99-116	2-0	2	4.91	-

**CAREER STATS**

Year	avg	gp-gs	ab	r	h	2b	3b	hr	rbi	tb	slg%	bb	hbp	so	gdp	ob%	sf	sh	sb-att	po	a	e	fld%
2016	.000	0-0	0	0	0	0	0	0	0	0	.000	0	0	0	0	.000	0	0	0-0	0	4	2	.667
TOTAL	.000	0-0	0	0	0	0	0	0	0	0	.000	0	0	0	0	.000	0	0	0-0	0	4	2	.667

Year	era	w-l	app	gs	cg	sho	sv	ip	h	r	er	bb	so	2b	3b	hr	bf	bavg	wp	hbp	bk	sfa	sha
2016	4.91	2-0	20	0	0	0/0	2	25.2	25	15	14	7	26	7	1	3	112	.258	8	4	1	1	2
TOTAL	4.91	2-0	20	0	0	0/0	2	25.2	25	15	14	7	26	7	1	3	112	.258	8	4	1	1	2



## #22 NICK LUSTRINO • Rsr. • INF • 6-0 • 185 • L/R • Spring Lake, N.J. • Manasquan

**PERSONAL:** Son of Loujis and Cynthia Lustrino ... Has two sisters: Kayce and Lindsey ... Plans to major in biology ... Interested in the physical therapy field ... Favorite pro athlete: Dustin Pedroia ... Favorite pro team: Boston Red Sox.

**2015:** 34 starts in 38 games at second and third base ... 2 RBI in a game vs. Rutgers, at ECU and at Virginia ... Homered at ECU.

### MISCELLANEOUS

#### 2016 Season Highs

At Bats	6 vs Manhattan
Runs	2 three times
Hits	2 eight times
RBI	1 nine times
2B	1 two times
3B	---
HR	---
Walks	3 at West Virginia
SB	1 three times
Putouts	3 vs Virginia
Assists	4 three times

#### Career Highs

At Bats	6 vs Manhattan (2.26.2016)
Runs	2 five times
Hits	2 14 times
RBI	2 three times
2B	1 seven times
3B	---
HR	1 at ECU (3.4.2015)
Walks	3 at West Virginia (3.12.2016)
SB	1 four times
Putouts	3 four times
Assists	6 vs VMI (3.17.2015)

### 2016 GAME-BY-GAME STATS

#### 2016 ODU Baseball Individual Game-by-Game for Old Dominion (as of Apr 27, 2016)

##### #22 Nick Lustrino - 38 games (All games)

Date	Opponent	Pos	AB	R	H	RBI	2B	3B	HR	BB	SB	CS	HBP	SAC	SF	GDP	K	PO	A	E	Avg
Feb 19	vs NC State	*3b	4	0	2	1	1	0	0	1	0	0	0	0	0	0	0	2	3	0	.375
Feb 20	vs Kent State	*3b	4	0	1	0	0	0	0	0	0	1	0	0	0	0	0	2	3	0	.273
Feb 21	vs Appalachian State	*3b	3	0	0	0	0	0	0	1	0	0	0	0	0	0	0	1	2	0	.231
Feb 23	NORFOLK STATE	*3b	2	0	0	0	0	0	0	2	1	0	0	0	0	0	0	1	3	0	.263
Feb 26	MANHATTAN	*3b	6	1	2	1	0	0	0	0	0	0	0	0	0	0	0	1	1	1	.227
Feb 27	VIRGINIA TECH	*3b	3	0	0	0	0	0	0	0	0	0	0	0	0	0	0	0	2	0	.231
Feb 28	DELAWARE	*3b	4	1	1	0	0	0	0	1	0	0	0	0	1	0	1	1	1	0	.207
Mar 1	LIBERTY	*3b	3	0	0	0	0	0	0	1	0	0	0	0	0	0	1	0	0	0	.219
Mar 05	RUTGERS-1	*3b	3	1	1	1	1	0	0	1	0	0	0	0	0	0	1	1	1	0	.250
Mar 05	RUTGERS-2	*3b	4	1	2	1	0	0	0	0	0	0	1	0	0	0	0	0	1	1	.263
Mar 06	RUTGERS	*3b	2	0	1	0	0	0	0	0	0	0	0	0	0	0	0	1	1	0	.286
Mar 09	at VCU	*3b	4	0	2	0	0	0	0	0	0	0	0	0	0	0	1	1	0	0	.283
Mar 11	at West Virginia	*3b	4	0	1	1	0	0	0	0	0	0	0	0	0	0	0	0	2	1	.306
Mar 12	at West Virginia-1	*3b	3	1	2	0	0	0	0	1	0	0	0	1	0	0	1	0	4	0	.288
Mar 12	at West Virginia	*3b	3	1	0	1	0	0	0	3	0	0	0	0	0	0	0	0	1	1	.273
Mar 15	PRINCETON	*3b	3	0	0	1	0	0	0	1	0	1	0	0	0	0	0	0	1	1	.263
Mar 16	PRINCETON	*3b	2	1	0	0	0	0	0	2	0	0	1	0	0	1	0	0	1	0	.262
Mar 18	WESTERN KENTUCK	*3b	4	2	1	0	0	0	0	0	0	0	0	0	0	1	0	1	4	0	.246
Mar 18	WESTERN KENTUCK	*3b	4	0	0	0	0	0	0	0	0	0	0	0	0	0	0	0	0	0	.260
Mar 19	WESTERN KENTUCK	*3b	4	2	1	1	0	0	0	1	0	0	0	0	0	0	1	0	3	1	.263
Mar 22	VMI	*3b	4	0	2	0	0	0	0	1	1	0	0	0	0	0	0	1	0	0	.256
Mar 23	VMI	*3b	3	1	1	0	0	0	0	0	0	0	0	1	0	0	0	0	0	0	.247
Mar 25	at RICE	*3b	2	0	0	0	0	0	0	1	0	0	0	0	0	0	0	1	2	0	.247
Mar 26	at RICE	*3b	3	0	0	1	0	0	0	1	0	0	0	0	0	0	1	1	2	0	.247
Mar 27	at RICE	*3b	4	1	1	0	0	0	0	0	0	0	0	0	0	0	0	1	2	0	.250
Mar 30	at Virginia	*3b	3	2	1	0	0	0	0	0	0	0	1	0	0	0	0	3	1	0	.258
Apr 1	FLORIDA ATLANTIC	*3b	5	0	2	0	0	0	0	0	0	0	0	0	0	0	1	0	0	0	.250
Apr 02	FLORIDA ATLANTIC	*3b	3	0	0	0	0	0	0	0	0	0	0	0	0	0	0	0	1	0	.247
Apr 03	FLORIDA ATLANTIC	*3b	1	0	0	0	0	0	0	0	0	0	0	0	0	0	0	0	2	0	.248
Apr 06	WILLIAM & MARY	*3b	4	1	1	0	0	0	0	0	0	0	0	0	0	0	0	0	1	0	.238
Apr 08	at FIU	*3b	4	0	0	0	0	0	0	0	0	0	1	1	0	0	1	1	4	0	.241
Apr 09	at FIU	*3b	3	0	1	0	0	0	0	0	0	0	0	1	0	0	0	0	2	0	.232
Apr 10	at FIU	*3b	4	0	0	0	0	0	0	1	0	0	0	0	0	0	0	1	0	0	.243
Apr 15	UTSA	*3b	3	0	2	0	0	0	0	1	0	0	0	0	0	0	0	0	0	0	.237
Apr 16	UTSA	*3b	3	0	0	0	0	0	0	0	0	0	0	0	0	0	0	1	6	0	.231
Apr 17	UTSA	*3b	3	0	0	0	0	0	0	1	0	0	0	0	0	0	0	0	3	0	.230
Apr 23	at Louisiana Tech	pr/3b	1	1	0	0	0	0	0	0	0	0	0	0	0	0	0	0	0	0	.228
Apr 26	VIRGINIA	*3b	1	0	0	0	0	0	0	0	0	0	0	0	0	0	0	0	0	0	.228
Totals			34gs	123	17	28	9	2	0	20	3	2	4	4	0	3	8	20	59	6	.228

On base pct. .354 • Slugging pct. .244

### CAREER STATS

Year	avg	gp-gs	ab	r	h	2b	3b	hr	rbi	tb	slg%	bb	hbp	so	gdp	ob%	sf	sh	sb-att	po	a	e	fld%
2015	.228	38-24	92	12	21	5	0	1	12	29	.315	15	3	12	1	.355	0	5	1-1	20	56	4	.950
2016	.228	38-34	123	17	28	2	0	0	9	30	.244	20	4	8	3	.354	0	4	3-5	20	59	6	.929
TOTAL	.228	76-58	215	29	49	7	0	1	21	59	.274	35	7	20	4	.354	0	9	4-6	40	115	10	.939



**#23 CORY ALEXANDER II • Fr. • OF • 6-0 • 170 • R/R • Goochland, Va. • Goochland**

**PRIOR TO OLD DOMINION:** Played on the Goochland High School baseball team where he was a member of the varsity squad all four years ... Set the stolen base record with 35 ... Named First Team All-State, First Team All-District, First Team All-Region and First Team All-Conference as a junior ... Repeated as First Team All-District and State as a senior ... Helped lead the team to the James River District Championship three times (2013, 2014, 2015) and the Quad Rivers Conference-34 Championship in 2015.

**MISCELLANEOUS**

**2016 Season Highs**

At Bats	1 vs Virginia Tech
Runs	1 five times
Hits	---
RBI	---
2B	---
3B	---
HR	---
Walks	---
SB	---
Putouts	---
Assists	---

**Career Highs**

At Bats	1 vs Va. Tech (2.27.2016)
Runs	1 five times
Hits	---
RBI	---
2B	---
3B	---
HR	---
Walks	---
SB	---
Putouts	---
Assists	---

**2016 GAME-BY-GAME STATS**

**2016 ODU Baseball  
Individual Game-by-Game for Old Dominion (as of Apr 27, 2016)**

**#23 Cory Alexander - 8 games (All games)**

Date	Opponent	Pos	AB	R	H	RBI	2B	3B	HR	BB	SB	CS	HBP	SAC	SF	GDP	K	PO	A	E	Avg	
Feb 20	vs Kent State	pr	0	0	0	0	0	0	0	0	0	0	0	0	0	0	0	0	0	0	0	.000
Feb 21	vs Appalachian State	pr	0	0	0	0	0	0	0	0	0	0	0	0	0	0	0	0	0	0	0	.000
Feb 26	MANHATTAN	pr	0	1	0	0	0	0	0	0	0	0	0	0	0	0	0	0	0	0	0	.000
Feb 27	VIRGINIA TECH	of	1	0	0	0	0	0	0	0	0	0	0	0	0	0	1	0	0	0	0	.000
Mar 1	LIBERTY	pr/dh	0	1	0	0	0	0	0	0	0	0	0	0	0	0	0	0	0	0	0	.000
Mar 05	RUTGERS-1	pr	0	1	0	0	0	0	0	0	0	0	0	0	0	0	0	0	0	0	0	.000
Apr 1	FLORIDA ATLANTIC	pr	0	1	0	0	0	0	0	0	0	0	0	0	0	0	0	0	0	0	0	.000
Apr 10	at FIU	pr	0	1	0	0	0	0	0	0	0	0	0	0	0	0	0	0	0	0	0	.000
Totals		Ogs	1	5	0	0	0	0	0	0	0	0	0	0	0	0	1	0	0	0	0	.000

On base pct. .000 • Slugging pct. .000

**CAREER STATS**

Year	avg	gp-gs	ab	r	h	2b	3b	hr	rbi	tb	slg%	bb	hbp	so	gdp	ob%	sf	sh	sb-att	po	a	e	fld%
2016	.000	8-0	1	5	0	0	0	0	0	0	.000	0	0	1	0	.000	0	0	0-0	0	0	0	.000
TOTAL	.000	8-0	1	5	0	0	0	0	0	0	.000	0	0	1	0	.000	0	0	0-0	0	0	0	.000



## #24 BRETT SMITH • Fr. • RHP • 6-4 • 195 • R/R • Chesapeake, Va. • Grassfield

**PRIOR TO OLD DOMINION:** Brett was varsity starter in both baseball and football since the 10th grade ... On the baseball diamond, he was the Conference Co-Player of the Year and a First Team All-Conference pitching selection as a senior ... Also earned Allstate/VHSL Male Athlete of the Year, Meyers Award Region Athlete of the Year and Second Team All-Region pitching honors ... He was also selected to play in the Virginia East-West All-Star game and was Second Team All-Conference on the mound in 2014 ... On the football field, was a two-year captain and amassed 27 career touchdowns ... Was a First Team All-South Region punter in 2013, along with First Team All-Conference in 2013 and 2014 ... Member of the National Honor Society and FBLA in high school.

### MISCELLANEOUS

#### 2016 Season Highs

IP (S)	5.0 vs WKU
IP (R)	2.0 four times
K	4 vs NC State
BB	4 vs Florida Atlantic
NP	79 vs Florida Atlantic
H Allowed (S)	5 two times
H Allowed (R)	3 vs Manhattan
HR Allowed	1 two times
Runs Allowed (S)	4 vs Florida Atlantic
Runs Allowed (R)	2 two times
ER Allowed (S)	4 vs Florida Atlantic
ER Allowed (R)	2 two times

#### 2016 Breakdown

Opp. Avg.	.301
vs. Left	.302
vs. Right	.300
WHIP	1.43
K/IP	16/32.0

#### Career Highs

IP (S)	5.0 vs WKU (3.19.16)
IP (R)	2.0 four times
K	4 vs NC State (2.19.16)
BB	4 vs FAU (4.3.2016)
NP	79 vs FAU (4.3.2016)
H Allowed (S)	5 two times
H Allowed (R)	3 vs Manhattan (2.26.16)
HR Allowed	1 vs WKU (3.19.16)
Runs Allowed (S)	4 vs FAU (4.3.2016)
Runs Allowed (R)	2 two times
ER Allowed (S)	4 vs FAU (4.3.2016)
ER Allowed (R)	2 two times

### 2016 GAME-BY-GAME STATS

#### 2016 ODU Baseball Individual Game-by-Game for Old Dominion (as of Apr 27, 2016)

##### #24 Brett Smith - 5 games (All games)

Date	Opponent	Pos	AB	R	H	RBI	2B	3B	HR	BB	SB	CS	HBP	SAC	SF	GDP	K	PO	A	E	Avg
Feb 26	MANHATTAN	p	0	0	0	0	0	0	0	0	0	0	0	0	0	0	0	0	1	0	.000
Mar 1	LIBERTY	p	0	0	0	0	0	0	0	0	0	0	0	0	0	0	0	0	1	0	.000
Mar 09	at VCU	*p	0	0	0	0	0	0	0	0	0	0	0	0	0	0	0	1	2	0	.000
Mar 15	PRINCETON	*p	0	0	0	0	0	0	0	0	0	0	0	0	0	0	0	1	0	0	.000
Apr 17	UTSA	p	0	0	0	0	0	0	0	0	0	0	0	0	0	0	0	0	1	0	.000
Totals		2gs	0	0	0	0	0	0	0	0	0	0	0	0	0	0	0	2	5	0	.000

On base pct. .000 • Slugging pct. .000

##### #24 Brett Smith - 17 appearances (All games)

Date	Opponent	GS	IP	H	R	ER	BB	SO	2B	3B	HR	WP	BK	HBP	IBB	Score	W-L	Sv	ERA	NP
Feb 19	vs NC State		2.0	1	0	0	1	4	0	0	0	0	0	0	0	5-0	0-0	0	0.00	38
Feb 26	MANHATTAN		1.1	3	2	2	0	0	1	0	0	0	0	0	0	6-5	0-0	0	5.40	30
Feb 28	DELAWARE		1.0	1	0	0	0	1	0	0	0	0	1	0	0	10-4	0-0	0	4.15	15
Mar 1	LIBERTY		2.0	2	1	0	0	2	0	0	0	0	0	0	0	7-6	0-0	0	2.84	16
Mar 09	at VCU	*	4.2	4	0	0	1	3	1	0	0	0	0	0	0	3-1	1-0	0	1.64	54
Mar 15	PRINCETON	*	2.0	2	1	1	1	1	0	0	0	0	0	0	0	7-6	1-0	0	2.08	40
Mar 19	WESTERN KENTUCK	*	5.0	5	3	3	1	2	0	0	1	0	0	0	0	12-8	1-0	0	3.00	66
Mar 23	VMI		1.0	1	0	0	1	1	0	0	0	0	0	0	0	6-5	1-0	0	2.84	17
Mar 26	at RICE		2.0	1	0	0	0	0	0	0	0	0	0	0	0	2-6	1-0	0	2.57	29
Mar 30	at Virginia		1.0	1	0	0	0	0	0	0	0	0	0	0	0	5-4	1-0	1	2.45	23
Apr 03	FLORIDA ATLANTIC	*	3.2	5	4	4	4	2	1	1	0	0	0	0	0	0-11	1-1	1	3.51	79
Apr 08	at FIU		1.0	0	0	0	0	0	0	0	0	0	0	0	0	12-11	1-1	2	3.38	11
Apr 10	at FIU		0.1	2	0	0	0	0	0	0	0	0	0	0	0	11-1	1-1	2	3.33	15
Apr 17	UTSA		1.2	2	1	1	0	0	0	0	0	0	0	1	0	2-7	1-1	2	3.45	31
Apr 19	at VMI		1.0	2	2	2	2	0	0	0	0	0	0	0	0	6-8	1-2	2	3.94	19
Apr 24	at Louisiana Tech		2.0	2	1	1	1	0	0	0	0	0	1	0	0	0-12	1-2	2	3.98	21
Apr 26	VIRGINIA		0.1	0	0	0	0	0	0	0	0	0	0	0	0	4-8	1-2	2	3.94	2
Totals		4	32.0	34	15	14	12	16	3	1	2	0	1	2	0	98-103	1-2	2	3.94	-

### CAREER STATS

Year	avg	gp-gs	ab	r	h	2b	3b	hr	rbi	tb	slg%	bb	hbp	so	gdp	ob%	sf	sh	sb-att	po	a	e	fld%
2016	.000	0-0	0	0	0	0	0	0	0	0	.000	0	0	0	0	.000	0	0	0-0	2	5	0	1.000
TOTAL	.000	0-0	0	0	0	0	0	0	0	0	.000	0	0	0	0	.000	0	0	0-0	2	5	0	1.000

Year	era	w-l	app	gs	cg	sho	sv	ip	h	r	er	bb	so	2b	3b	hr	bf	bavg	wp	hbp	bk	sfa	sha
2016	3.94	1-2	17	4	0	0/1	2	32.0	34	15	14	12	16	3	1	2	138	.301	0	2	1	3	7
TOTAL	3.94	1-2	17	4	0	0/1	2	32.0	34	15	14	12	16	3	1	2	138	.301	0	2	1	3	7





**#25 SETH WOODARD • Fr. • INF • 6-2 • 220 • R/R • Newport News, Va. • Woodside**

**PRIOR TO OLD DOMINION:** Woodard started for the Woodside baseball team since his freshman year ... Named the Freshman of the Year in 2012 ... He batted .441 with two home runs as a junior and was selected First Team All-Conference (Monitor-Merrimac) and a Second Team All-Eastern Region pick ... As a senior he was named a First Team All-Conference selection for the second time ... Helped lead the team to a District and Conference Championship and a Regional Runner-Up finish ... For his career, he recorded a .408 batting average, nine home runs, 195 RBI and 113 hits ... Also swam at Woodside and was an conference and regional place-winner ... Named the school's Freshman Athlete of the Year, Comeback Player of the Year (sophomore) and the Senior Athlete of the Year.

**MISCELLANEOUS**

**2016 Season Highs**

At Bats	4 three times
Runs	2 at VMI
Hits	3 at VMI
RBI	3 at VMI
2B	1 at Virginia
3B	1 at Florida Atlantic
HR	2 at VMI
Walks	2 at LA Tech
SB	1 vs Virginia Tech
Putouts	6 vs Liberty
Assists	4 at LA Tech

**Career Highs**

At Bats	4 three times
Runs	2 at VMI (4.19.2016)
Hits	3 at VMI (4.19.2016)
RBI	3 at VMI (4.19.2016)
2B	1 at Virginia (3.30.2016)
3B	1 vs FAU (4.1.2016)
HR	2 at VMI (4.19.2016)
Walks	2 at LA Tech (4.22.2016)
SB	1 vs Va. Tech (2.27.2016)
Putouts	6 vs Liberty (3.1.2016)
Assists	4 at LA Tech (4.23.2016)

**2016 GAME-BY-GAME STATS**

**2016 ODU Baseball  
Individual Game-by-Game for Old Dominion (as of Apr 27, 2016)**

**#25 Seth Woodard - 16 games (All games)**

Date	Opponent	Pos	AB	R	H	RBI	2B	3B	HR	BB	SB	CS	HBP	SAC	SF	GDP	K	PO	A	E	Avg	
Feb 19	vs NC State	ph/dh	1	0	0	0	0	0	0	0	0	0	0	0	0	0	1	0	0	0	.000	
Feb 21	vs Appalachian State	3b	1	1	0	0	0	0	0	0	0	0	0	0	0	0	0	0	1	0	.000	
Feb 27	VIRGINIA TECH	*dh	4	0	0	0	0	0	0	1	0	0	0	0	0	0	0	0	0	0	.000	
Mar 1	LIBERTY	*1b	2	0	0	0	0	0	0	0	0	0	0	0	0	0	0	6	0	0	.000	
Mar 06	RUTGERS	*3b	2	0	0	0	0	0	0	0	0	0	0	0	0	0	1	0	2	0	.000	
Mar 12	at West Virginia-1	*1b	1	1	0	0	0	0	0	0	0	0	1	0	0	0	1	4	0	0	.000	
Mar 30	at Virginia	*dh	4	0	1	1	1	0	0	0	0	0	0	0	0	0	0	0	0	0	.067	
Apr 1	FLORIDA ATLANTIC	*dh	3	1	1	1	0	1	0	0	0	0	2	0	0	0	1	0	0	0	.111	
Apr 02	FLORIDA ATLANTIC	*dh	2	0	0	0	0	0	0	0	0	0	0	0	0	0	1	0	0	0	.100	
Apr 03	FLORIDA ATLANTIC	*3b	2	0	0	0	0	0	0	0	0	0	0	0	0	0	2	0	1	0	.091	
Apr 06	WILLIAM & MARY	ph/dh	1	0	0	0	0	0	0	0	0	0	0	0	0	0	1	0	0	0	.087	
Apr 19	at VMI	*3b	4	2	3	3	0	2	0	0	0	0	0	0	0	0	0	1	1	0	.185	
Apr 22	at Louisiana Tech	*3b	2	1	1	1	0	0	1	2	0	0	0	0	0	0	0	0	1	0	.207	
Apr 23	at Louisiana Tech	*3b	2	0	0	0	0	0	1	0	0	0	0	0	0	0	2	0	4	0	.194	
Apr 24	at Louisiana Tech	*3b	3	0	0	0	0	0	0	0	0	0	0	0	0	0	1	2	1	0	.176	
Apr 26	VIRGINIA	*3b	1	1	0	0	0	0	1	0	0	1	0	0	1	0	0	0	1	0	.171	
Totals			13gs	35	7	6	6	1	1	3	4	1	0	4	0	0	1	11	13	12	0	.171

On base pct. .326 • Slugging pct. .514

**CAREER STATS**

Year	avg	gp-gs	ab	r	h	2b	3b	hr	rbi	tb	slg%	bb	hbp	so	gdp	ob%	sf	sh	sb-att	po	a	e	fld%
2016	.171	16-13	35	7	6	1	1	3	6	18	.514	4	4	11	1	.326	0	0	1-1	13	12	0	1.000
TOTAL	.171	16-13	35	7	6	1	1	3	6	18	.514	4	4	11	1	.326	0	0	1-1	13	12	0	1.000



**#26 CHRIS LIVERS • Sr. • C • 5-9 • 180 • R/R • Virginia Beach, Va. • First Colonial**

**PERSONAL:** Chris Livers is the son of Bud and Charlotte Livers ... Has two brothers Trey and Ethan ... Majoring in civil engineering technology ... Favorite Sports Personality: Josh Hamilton ... Favorite Food: Steak ... Favorite Movie: "Sandlot" ... Favorite Book Read: "The Things They Carried" by Tim O'Brien.

**2015:** RBI in a game vs. Charlotte.

**MISCELLANEOUS**

**2016 Season Highs**

At Bats	5 at West Virginia
Runs	1 four times
Hits	1 12 times
RBI	1 five times
2B	1 three times
3B	---
HR	---
Walks	1 three times
SB	1 at FIU
Putouts	10 two times
Assists	1 two times

**Career Highs**

At Bats	5 two times
Runs	1 eight times
Hits	2 vs LA Tech (3.22.2014)
RBI	3 vs FAU (5.3.2014)
2B	1 four times
3B	---
HR	---
Walks	1 six times
SB	1 at FIU (4.9.2016)
Putouts	10 three times
Assists	3 at ECU (4.21.2014)

**2016 GAME-BY-GAME STATS**

**2016 ODU Baseball  
Individual Game-by-Game for Old Dominion (as of Apr 27, 2016)**

**#26 Chris Livers - 22 games (All games)**

Date	Opponent	Pos	AB	R	H	RBI	2B	3B	HR	BB	SB	CS	HBP	SAC	SF	GDP	K	PO	A	E	Avg
Feb 21	vs Appalachian State	c	1	0	0	0	0	0	0	0	0	0	0	0	0	0	1	4	0	0	.000
Feb 26	MANHATTAN	ph	1	0	1	0	0	0	0	0	0	0	0	0	0	0	0	0	0	0	.500
Feb 27	VIRGINIA TECH	c	2	1	1	0	0	0	0	0	0	0	0	0	0	0	0	4	0	0	.500
Mar 05	RUTGERS-1	*dh	3	0	1	0	0	0	0	0	0	0	0	0	0	0	0	0	0	0	.429
Mar 12	at West Virginia	*c	5	0	0	0	0	0	0	1	0	0	0	0	0	0	2	10	1	0	.250
Mar 15	PRINCETON	ph	1	0	1	1	0	0	0	0	0	0	0	0	0	0	0	0	0	0	.308
Mar 16	PRINCETON	*c	4	0	1	1	1	0	0	1	0	0	0	0	0	0	0	10	0	0	.294
Mar 18	WESTERN KENTUCK	*c	4	0	1	0	0	0	0	0	0	0	0	0	0	0	0	9	1	0	.286
Mar 19	WESTERN KENTUCK	*dh	4	0	0	0	0	0	0	0	0	0	0	0	0	0	0	0	0	0	.240
Mar 22	VMI	dh/ph	1	0	0	1	0	0	0	0	0	0	0	0	1	0	1	0	0	0	.231
Mar 23	VMI	c	1	0	1	0	0	0	0	0	0	0	0	0	0	0	0	1	0	0	.259
Mar 26	at RICE	*dh	3	1	1	0	0	0	0	0	0	0	0	0	0	0	1	0	0	0	.267
Mar 30	at Virginia	ph/c	1	1	1	0	1	0	0	0	0	0	0	1	0	0	0	0	1	0	.290
Apr 02	FLORIDA ATLANTIC	ph/c	1	0	0	0	0	0	0	0	0	0	0	0	0	0	0	1	0	0	.281
Apr 06	WILLIAM & MARY	*c	2	0	0	1	0	0	0	1	0	0	0	0	0	0	0	6	1	0	.265
Apr 08	at FIU	c	0	0	0	0	0	0	0	0	0	0	0	0	0	0	0	1	0	0	.265
Apr 09	at FIU	*c	4	1	1	0	0	0	0	0	1	0	0	0	0	0	0	6	0	0	.263
Apr 15	UTSA	*c	4	0	0	1	0	0	0	0	0	0	0	0	0	0	1	14	0	0	.238
Apr 16	UTSA	ph	1	0	1	0	1	0	0	0	0	0	0	0	0	0	0	0	0	0	.256
Apr 17	UTSA	ph/c	2	0	1	0	0	0	0	0	0	0	0	0	0	0	0	2	1	0	.267
Apr 22	at Louisiana Tech	*c	3	0	0	0	0	0	0	1	0	0	0	0	0	0	1	8	0	1	.250
Apr 26	VIRGINIA	ph	1	0	0	0	0	0	0	0	0	0	0	0	0	0	0	0	0	0	.245
Totals			10gs	49	4	12	5	3	0	4	1	0	0	1	1	0	7	76	5	1	.245

On base pct. .296 • Slugging pct. .306

**CAREER STATS**

Year	avg	gp-gs	ab	r	h	2b	3b	hr	rbi	tb	slg%	bb	hbp	so	gdp	ob%	sf	sh	sb-att	po	a	e	fld%
2013	.375	4-1	8	2	3	0	0	0	2	3	.375	1	0	0	0	.444	0	0	0-0	16	2	1	.947
2014	.259	12-7	27	3	7	1	0	0	5	8	.296	3	1	5	1	.355	0	1	0-1	57	10	0	1.000
2015	.000	6-0	2	0	0	0	0	0	1	0	.000	0	0	0	0	.000	1	0	0-0	5	1	0	1.000
2016	.245	22-10	49	4	12	3	0	0	5	15	.306	4	0	7	0	.296	1	1	1-1	76	5	1	.988
TOTAL	.256	44-18	86	9	22	4	0	0	13	26	.302	8	1	12	1	.320	2	2	1-2	154	18	2	.989





**#31 NATE MATHESON • So. • LHP • 6-3 • 225 • L/L • Hampton, Va. • Kecoughtan**

**PERSONAL:** Son of Mike Matheson and Christi Wallace ... Has one brother, Michael and one sister, Brittney ... Majoring in criminal justice ... Interested in law enforcement ... Graduated high school with honors ... DECA club member ... Favorite pro athlete: Clayton Kershaw ... Favorite pro team: Boston Red Sox ... Favorite food: Ham and cheese sub ... Dream travel Spot: Australia.

**2015:** 11 appearances with five starts ... Picked up wins vs. UAB and VMI ... Fanned five in four innings vs. Liberty.

**MISCELLANEOUS**

**2016 Season Highs**

IP (S)	---
IP (R)	1.0 vs VMI
K	2 three times
BB	3 vs Princeton
NP	24 vs Rutgers
H Allowed (S)	---
H Allowed (R)	2 two times
HR Allowed	---
Runs Allowed (S)	---
Runs Allowed (R)	4 vs Princeton
ER Allowed (S)	---
ER Allowed (R)	4 vs Princeton

**2016 Breakdown**

Opp. Avg.	.389
vs. Left	.800
vs. Right	.231
WHIP	4.36
K/IP	5/3.2

**Career Highs**

IP (S)	4.0 three times
IP (R)	2.2 vs Rutgers (3.1.2015)
K	5 at Liberty (3.31.2015)
BB	4 two times
NP	82 vs VMI (3.18.2015)
H Allowed (S)	8 at Liberty (3.31.2015)
H Allowed (R)	4 vs Rutgers (3.1.2015)
HR Allowed	2 at Liberty (3.31.2015)
Runs Allowed (S)	7 at Liberty (3.31.2015)
Runs Allowed (R)	4 vs Princeton (3.16.2016)
ER Allowed (S)	7 at Liberty (3.31.2015)
ER Allowed (R)	4 vs Princeton (3.16.2016)

**2016 GAME-BY-GAME STATS**

**2016 ODU Baseball  
Individual Game-by-Game for Old Dominion (as of Apr 27, 2016)**

**#31 Nate Matheson - 1 game (All games)**

Date	Opponent	Pos	AB	R	H	RBI	2B	3B	HR	BB	SB	CS	HBP	SAC	SF	GDP	K	PO	A	E	Avg
Feb 23	NORFOLK STATE	p	0	0	0	0	0	0	0	0	0	0	0	0	0	0	0	0	0	1	.000
Totals		0gs	0	0	0	0	0	0	0	0	0	0	0	0	0	0	0	0	0	1	.000

On base pct. .000 • Slugging pct. .000

**#31 Nate Matheson - 8 appearances (All games)**

Date	Opponent	GS	IP	H	R	ER	BB	SO	2B	3B	HR	WP	BK	HBP	IBB	Score	W-L	Sv	ERA	NP
Feb 20	vs Kent State		0.1	0	0	0	0	1	0	0	0	0	0	0	0	2-0	0-0	1	0.00	3
Feb 23	NORFOLK STATE		0.2	0	0	0	1	2	0	0	0	0	0	0	0	5-3	0-0	1	0.00	17
Feb 26	MANHATTAN		0.2	1	0	0	0	0	0	0	0	1	0	0	0	6-5	0-0	1	0.00	8
Mar 1	LIBERTY		0.0	1	1	1	1	0	1	0	0	0	0	1	0	7-6	0-0	1	5.40	11
Mar 06	RUTGERS		0.2	2	1	1	2	0	0	0	0	0	0	0	0	2-5	0-0	1	7.71	24
Mar 12	at West Virginia		0.1	0	0	0	1	0	0	0	0	0	1	0	0	5-6	0-0	1	6.75	13
Mar 16	PRINCETON		0.0	2	4	4	3	0	0	0	0	0	0	0	0	10-4	0-0	1	20.25	20
Mar 22	VMI		1.0	1	1	1	1	2	0	0	0	1	0	0	0	8-2	0-0	1	17.18	19
Totals		0	3.2	7	7	7	9	5	1	0	0	2	1	1	0	45-31	0-0	1	17.18	-

**CAREER STATS**

Year	avg	gp-gs	ab	r	h	2b	3b	hr	rbi	tb	slg%	bb	hbp	so	gdp	ob%	sf	sh	sb-att	po	a	e	fld%
2015	.000	0-0	0	0	0	0	0	0	0	0	.000	0	0	0	0	.000	0	0	0-0	1	4	0	1.000
2016	.000	0-0	0	0	0	0	0	0	0	0	.000	0	0	0	0	.000	0	0	0-0	0	0	1	.000
TOTAL	.000	0-0	0	0	0	0	0	0	0	0	.000	0	0	0	0	.000	0	0	0-0	1	4	1	.833

Year	era	w-l	app	gs	cg	sho	sv	ip	h	r	er	bb	so	2b	3b	hr	bf	bavg	wp	hbp	bk	sfa	sha
2015	6.28	2-3	11	5	0	0/1	0	28.2	37	22	20	18	17	6	0	4	143	.316	1	4	1	2	2
2016	17.18	0-0	8	0	0	0/1	1	3.2	7	7	7	9	5	1	0	0	28	.389	2	1	1	0	0
TOTAL	7.52	2-3	19	5	0	0/2	1	32.1	44	29	27	27	22	7	0	4	171	.326	3	5	2	2	2



**#32 VICTOR DIAZ • Rsr. • RHP • 6-0 • 195 • R/R • Perth Amboy, N.J. • St. Joseph's**

**PERSONAL:** Victor Diaz Jr. is the son of Victor and Santia Diaz ... Has two sisters, Arlin, and Rosy ... Graduated with a sport management degree in spring of 2015 and is currently taking classes in the Health and Physical Education field ... Selected to the SEC Academic Honor Roll while at Mississippi State ... FCSAA Scholar Athlete selection ... Favorite Food: Chicken Parm ... Favorite Movie: "For the Love of the Game ... Favorite Book Read: "Quiet Strength" by Tony Dungy ... Dream Vacation: Australia.

**2015:** Four strikeouts vs. Canisius ... Six appearances and one start.

**MISCELLANEOUS**

**2016 Season Highs**

IP (S)	6.2 vs Florida Atlantic
IP (R)	3.0 vs App State
K	6 vs Princeton
BB	3 vs Rutgers
NP	97 vs Florida Atlantic
H Allowed (S)	11 at FIU
H Allowed (R)	3 vs App State
HR Allowed	1 three times
Runs Allowed (S)	3 vs Florida Atlantic
Runs Allowed (R)	1 two times
ER Allowed (S)	3 vs Florida Atlantic
ER Allowed (R)	1 two times

**2016 Breakdown**

Opp. Avg.	.269
vs. Left	.295
vs. Right	.252
WHIP	1.20
K/IP	24/52.1

**Career Highs**

IP (S)	7.0 vs FAU (5.4.2014)
IP (R)	4.1 at Rice (3.8.2014)
K	6 two times
BB	3 two times
NP	103 vs FAU (5.4.2014)
H Allowed (S)	11 at FIU (4.9.2016)
H Allowed (R)	5 two times
HR Allowed	1 ten times
Runs Allowed (S)	4 vs ECU (4.13.2014)
Runs Allowed (R)	5 vs Rutgers (2.24.2013)
ER Allowed (S)	4 vs ECU (4.13.2014)
ER Allowed (R)	5 vs Rutgers (2.24.2013)

**2016 GAME-BY-GAME STATS**

**2016 ODU Baseball  
Individual Game-by-Game for Old Dominion (as of Apr 27, 2016)**

**#32 Victor Diaz - 4 games (All games)**

Date	Opponent	Pos	AB	R	H	RBI	2B	3B	HR	BB	SB	CS	HBP	SAC	SF	GDP	K	PO	A	E	Avg	
Mar 1	LIBERTY	*p	0	0	0	0	0	0	0	0	0	0	0	0	0	0	0	0	2	1	0	.000
Apr 02	FLORIDA ATLANTIC	*p	0	0	0	0	0	0	0	0	0	0	0	0	0	0	0	0	0	1	0	.000
Apr 09	at FIU	*p	0	0	0	0	0	0	0	0	0	0	0	0	0	0	0	0	0	1	0	.000
Apr 23	at Louisiana Tech	*p	0	0	0	0	0	0	0	0	0	0	0	0	0	0	0	0	1	0	0	.000
Totals		4gs	0	0	0	0	0	0	0	0	0	0	0	0	0	0	0	0	2	5	0	.000

On base pct. .000 • Slugging pct. .000

**#32 Victor Diaz - 12 appearances (All games)**

Date	Opponent	GS	IP	H	R	ER	BB	SO	2B	3B	HR	WP	BK	HBP	IBB	Score	W-L	Sv	ERA	NP
Feb 21	vs Appalachian State		3.0	3	1	1	1	4	1	0	0	0	0	0	0	12-3	0-0	0	3.00	59
Feb 26	MANHATTAN		1.0	0	0	0	0	0	0	0	0	0	0	0	0	6-5	1-0	0	2.25	15
Mar 1	LIBERTY	*	5.0	7	2	1	0	1	1	0	1	0	0	0	0	7-6	1-0	0	2.00	66
Mar 06	RUTGERS		2.1	1	1	1	3	3	0	0	0	1	1	0	1	2-5	1-1	0	2.38	43
Mar 12	at West Virginia-1	*	3.0	3	1	1	2	0	2	0	0	0	0	0	0	5-4	1-1	0	2.51	45
Mar 16	PRINCETON	*	5.0	2	0	0	0	6	0	0	0	0	0	0	0	10-4	2-1	0	1.86	56
Mar 22	VMI	*	5.0	3	0	0	0	2	0	0	0	0	0	0	0	8-2	3-1	0	1.48	55
Mar 27	at RICE	*	5.0	5	1	1	0	2	0	0	0	0	1	0	0	2-8	3-1	0	1.53	65
Apr 02	FLORIDA ATLANTIC	*	6.2	7	3	3	1	2	1	0	1	1	0	0	0	1-3	3-2	0	2.00	97
Apr 09	at FIU	*	5.0	11	2	2	0	0	1	0	0	0	1	0	0	10-2	4-2	0	2.20	75
Apr 16	UTSA	*	5.1	8	1	1	2	1	0	1	0	0	0	0	0	0-3	4-3	0	2.14	76
Apr 23	at Louisiana Tech	*	6.0	3	1	1	1	3	0	0	1	1	0	1	0	4-2	5-3	0	2.06	79
Totals		9	52.1	53	13	12	10	24	6	1	3	3	3	1	1	67-47	5-3	0	2.06	-

**CAREER STATS**

Year	avg	gp-gs	ab	r	h	2b	3b	hr	rbi	tb	slg%	bb	hbp	so	gdp	ob%	sf	sh	sb-att	po	a	e	fld%
2013	.000	0-0	0	0	0	0	0	0	0	0	.000	0	0	0	0	.000	0	0	0-0	2	1	1	.750
2014	.000	0-0	0	0	0	0	0	0	0	0	.000	0	0	0	0	.000	0	0	0-0	5	9	0	1.000
2015	.000	0-0	0	0	0	0	0	0	0	0	.000	0	0	0	0	.000	0	0	0-0	0	3	1	.750
2016	.000	0-0	0	0	0	0	0	0	0	0	.000	0	0	0	0	.000	0	0	0-0	2	5	0	1.000
TOTAL	.000	0-0	0	0	0	0	0	0	0	0	.000	0	0	0	0	.000	0	0	0-0	9	18	2	.931

Year	era	w-l	app	gs	cg	sho	sv	ip	h	r	er	bb	so	2b	3b	hr	bf	bavg	wp	hbp	bk	sfa	sha
2013	11.91	1-0	9	0	0	0/0	0	11.1	20	16	15	7	12	8	1	2	64	.377	1	2	1	1	1
2014	3.00	5-2	18	11	1	0/1	0	69.0	72	24	23	13	45	18	0	3	289	.276	2	5	2	2	8
2015	5.28	3-1	6	1	0	0/0	0	15.1	20	9	9	3	14	6	0	2	69	.308	2	0	0	1	0
2016	2.06	5-3	12	9	0	0/0	0	52.1	53	13	12	10	24	6	1	3	214	.269	3	1	3	1	5
TOTAL	3.59	14-6	45	21	1	0/1	0	148.0	165	62	59	33	95	38	2	10	636	.286	8	8	6	5	14





**#34 SAM SINNEN • Jr. • RHP • 5-11 • 205 • R/R • Virginia Beach, Va. • Kellam**

**PERSONAL:** Sam Sinnen is the son of Matthew and Tina Sinnen ... He has three brothers, Brooks, his twin Kurt and Turner ... Majoring in management ... Interested in real estate.

**2015:** Second Team All-C-USA selection ... Team leader in wins with six and 53 strikeouts in 66.2 innings ... Three saves ... 3-2 in C-USA games ... Opponents hit .244 ... Fanned three in 1.2 innings vs. Penn ... Did not allow an earned run in his first six appearances this year.

**MISCELLANEOUS**

**2016 Season Highs**

IP (S)	6.0 vs Rutgers
IP (R)	3.2 vs UTSA
K	6 two times
BB	3 two times
NP	91 two times
H Allowed (S)	7 vs Florida Atlantic
H Allowed (R)	2 two times
HR Allowed	1 at LA Tech
Runs Allowed (S)	7 vs FIU
Runs Allowed (R)	1 at LA Tech
ER Allowed (S)	5 two times
ER Allowed (R)	1 at LA Tech

**2016 Breakdown**

Opp. Avg.	.231
vs. Left	.239
vs. Right	.225
WHIP	1.14
K/IP	35/48.1

**Career Highs**

IP (S)	7.0 four times
IP (R)	3.2 vs UTSA (4.15.2016)
K	8 vs FIU (5.2.2015)
BB	4 at FAU (5.20.2015)
NP	111 vs LA Tech (5.8.2015)
H Allowed (S)	7 two times
H Allowed (R)	7 at WKU (3.15.2015)
HR Allowed	1 two times
Runs Allowed (S)	7 vs FIU (4.8.2016)
Runs Allowed (R)	5 at WKU (3.15.2015)
ER Allowed (S)	5 three times
ER Allowed (R)	5 at WKU (3.15.2015)

**2016 GAME-BY-GAME STATS**

**2016 ODU Baseball  
Individual Game-by-Game for Old Dominion (as of Apr 27, 2016)**

**#34 Sam Sinnen - 6 games (All games)**

Date	Opponent	Pos	AB	R	H	RBI	2B	3B	HR	BB	SB	CS	HBP	SAC	SF	GDP	K	PO	A	E	Avg	
Feb 19	vs NC State	*p	0	0	0	0	0	0	0	0	0	0	0	0	0	0	0	0	1	2	0	.000
Feb 26	MANHATTAN	*p	0	0	0	0	0	0	0	0	0	0	0	0	0	0	0	0	0	2	0	.000
Mar 05	RUTGERS-1	*p	0	0	0	0	0	0	0	0	0	0	0	0	0	0	0	0	1	1	0	.000
Mar 18	WESTERN KENTUCK	*p	0	0	0	0	0	0	0	0	0	0	0	0	0	0	0	0	2	0	0	.000
Apr 15	UTSA	p	0	0	0	0	0	0	0	0	0	0	0	0	0	0	0	0	0	2	0	.000
Apr 23	at Louisiana Tech	p	0	0	0	0	0	0	0	0	0	0	0	0	0	0	0	0	0	0	1	.000
Totals		4gs	0	0	0	0	0	0	0	0	0	0	0	0	0	0	0	0	4	7	1	.000

On base pct. .000 • Slugging pct. .000


**#34 Sam Sinnen - 11 appearances (All games)**

Date	Opponent	GS	IP	H	R	ER	BB	SO	2B	3B	HR	WP	BK	HBP	IBB	Score	W-L	Sv	ERA	NP
Feb 19	vs NC State	*	5.0	2	0	0	2	3	0	0	0	0	0	0	0	5-0	1-0	0	0.00	59
Feb 26	MANHATTAN	*	5.0	4	2	1	2	4	2	0	0	1	0	1	0	6-5	1-0	0	0.90	74
Mar 05	RUTGERS-1	*	6.0	2	0	0	0	4	1	0	0	0	0	1	0	4-2	1-0	0	0.56	88
Mar 11	at West Virginia	*	5.1	4	2	1	1	3	2	0	0	0	1	0	0	3-4	1-0	0	0.84	77
Mar 18	WESTERN KENTUCK	*	5.0	6	3	3	0	6	1	0	0	0	0	1	0	8-3	2-0	0	1.71	91
Mar 25	at RICE	*	5.1	6	2	2	0	2	0	0	0	0	0	0	0	1-3	2-1	0	1.99	65
Apr 1	FLORIDA ATLANTIC	*	5.0	7	5	5	3	6	1	0	0	0	1	0	0	7-10	2-1	0	2.95	91
Apr 08	at FIU	*	3.1	6	7	5	3	2	1	0	0	0	0	0	0	12-11	2-1	0	3.83	78
Apr 15	UTSA	*	3.2	1	0	0	1	4	0	0	0	0	0	0	0	5-2	3-1	0	3.50	59
Apr 19	at VMI	*	1.2	2	0	0	1	1	1	0	0	0	0	0	0	6-8	3-1	0	3.38	28
Apr 23	at Louisiana Tech	*	3.0	2	1	1	0	0	0	0	1	0	0	0	0	4-2	3-1	1	3.35	39
Totals		8	48.1	42	22	18	13	35	9	0	1	1	1	4	0	61-50	3-1	1	3.35	-

**CAREER STATS**

Year	avg	gp-gs	ab	r	h	2b	3b	hr	rbi	tb	slg%	bb	hbp	so	gdp	ob%	sf	sh	sb-att	po	a	e	fld%
2014	.000	0-0	0	0	0	0	0	0	0	0	.000	0	0	0	0	.000	0	0	0-0	1	3	0	1.000
2015	.000	0-0	0	0	0	0	0	0	0	0	.000	0	0	0	0	.000	0	0	0-0	7	4	0	1.000
2016	.000	0-0	0	0	0	0	0	0	0	0	.000	0	0	0	0	.000	0	0	0-0	4	7	1	.917
TOTAL	.000	0-0	0	0	0	0	0	0	0	0	.000	0	0	0	0	.000	0	0	0-0	12	14	1	.963

Year	era	w-l	app	gs	cg	sho	sv	ip	h	r	er	bb	so	2b	3b	hr	bf	bavg	wp	hbp	bk	sfa	sha
2014	2.22	1-0	16	1	0	0/1	0	24.1	19	10	6	13	14	5	0	1	106	.218	1	2	0	1	3
2015	2.84	6-3	21	7	0	0/3	3	66.2	63	26	21	15	53	16	1	1	278	.244	3	1	0	2	2
2016	3.35	3-1	11	8	0	0/1	1	48.1	42	22	18	13	35	9	0	1	203	.231	1	4	1	1	3
TOTAL	2.91	10-4	48	16	0	0/5	4	139.1	124	58	45	41	102	30	1	3	587	.235	5	7	1	4	8



**#40 ADAM BAINBRIDGE • Jr. • LHP • 6-3 • 190 • L/L • Sinking Spring, Pa. • Wilson**

**PERSONAL:** Adam Bainbridge is the son of Rich and Lynne Bainbridge ... He has two brothers, Andrew and Matt and one sister, Emily ... Majoring in finance.

**2015:** Team best ERA at 2.39 ... Two saves ... Complete game victory over Marshall ... Fanned career high six vs. Marshall ... Opponents hit .215 ... 4-1 with a 2.57 ERA in C-USA games.

**MISCELLANEOUS**

**2016 Season Highs**

IP (S)	5.0 four times
IP (R)	2.2 vs Florida Atlantic
K	4 at West Virginia
BB	4 vs WKU
NP	83 at West Virginia
H Allowed (S)	9 at West Virginia
H Allowed (R)	3 vs Florida Atlantic
HR Allowed	1 two times
Runs Allowed (S)	5 two times
Runs Allowed (R)	2 vs Florida Atlantic
ER Allowed (S)	5 two times
ER Allowed (R)	2 vs Florida Atlantic

**2016 Breakdown**

Opp. Avg.	.341
vs. Left	.375
vs. Right	.328
WHIP	1.77
K/IP	18/42.1

**Career Highs**

IP (S)	9.0 vs Marshall (4.19.2015)
IP (R)	2.2 two times
K	6 vs Marshall (4.19.2015)
BB	4 vs WKU (3.18.2016)
NP	111 vs Marshall (4.19.2015)
H Allowed (S)	9 two times
H Allowed (R)	3 three times
HR Allowed	1 three times
Runs Allowed (S)	5 two times
Runs Allowed (R)	2 four times
ER Allowed (S)	5 two times
ER Allowed (R)	2 two times

**2016 GAME-BY-GAME STATS**

**2016 ODU Baseball  
Individual Game-by-Game for Old Dominion (as of Apr 27, 2016)**

**#40 Adam Bainbridge - 8 games (All games)**

Date	Opponent	Pos	AB	R	H	RBI	2B	3B	HR	BB	SB	CS	HBP	SAC	SF	GDP	K	PO	A	E	Avg
Feb 21	vs Appalachian State	*p	0	0	0	0	0	0	0	0	0	0	0	0	0	0	0	1	1	0	.000
Mar 06	RUTGERS	*p	0	0	0	0	0	0	0	0	0	0	0	0	0	0	0	0	2	0	.000
Mar 18	WESTERN KENTUCK	*p	0	0	0	0	0	0	0	0	0	0	0	0	0	0	0	0	2	0	.000
Mar 26	at RICE	*p	0	0	0	0	0	0	0	0	0	0	0	0	0	0	0	1	1	0	.000
Mar 30	at Virginia	*p	0	0	0	0	0	0	0	0	0	0	0	0	0	0	0	1	1	0	.000
Apr 03	FLORIDA ATLANTIC	p	0	0	0	0	0	0	0	0	0	0	0	0	0	0	0	0	1	0	.000
Apr 10	at FIU	*p	0	0	0	0	0	0	0	0	0	0	0	0	0	0	0	1	4	0	.000
Apr 17	UTSA	*p	0	0	0	0	0	0	0	0	0	0	0	0	0	0	0	0	2	0	.000
Totals		7gs	0	0	0	0	0	0	0	0	0	0	0	0	0	0	0	4	14	0	.000

On base pct. .000 • Slugging pct. .000

**#40 Adam Bainbridge - 11 appearances (All games)**

Date	Opponent	GS	IP	H	R	ER	BB	SO	2B	3B	HR	WP	BK	HBP	IBB	Score	W-L	Sv	ERA	NP
Feb 21	vs Appalachian State	*	5.0	5	1	1	1	1	1	1	0	0	0	0	0	12-3	1-0	0	1.80	61
Feb 28	DELAWARE	*	4.2	6	2	2	0	0	0	1	1	0	0	2	0	10-4	1-0	0	2.79	60
Mar 06	RUTGERS	*	5.0	5	2	2	1	1	0	0	0	0	1	0	0	2-5	1-0	0	3.07	66
Mar 12	at West Virginia	*	5.0	9	3	2	1	4	3	0	0	0	0	0	0	5-6	1-0	0	3.20	83
Mar 18	WESTERN KENTUCK	*	4.0	7	2	2	4	3	2	0	0	0	0	0	0	4-2	1-0	0	3.42	76
Mar 26	at RICE	*	2.2	5	5	5	2	1	2	0	1	0	0	0	0	2-6	1-1	0	4.78	55
Mar 30	at Virginia	*	2.2	4	2	2	1	2	1	0	0	1	0	0	0	5-4	1-1	0	4.97	43
Apr 03	FLORIDA ATLANTIC	*	2.2	3	2	2	2	0	1	0	0	0	0	0	0	0-11	1-1	0	5.12	32
Apr 10	at FIU	*	5.0	3	0	0	3	3	0	0	0	0	0	0	0	11-1	2-1	0	4.42	77
Apr 17	UTSA	*	3.1	4	4	1	1	2	0	0	0	0	0	0	0	2-7	2-2	0	4.28	56
Apr 24	at Louisiana Tech	*	2.1	7	5	5	1	1	1	1	0	0	0	0	0	0-12	2-3	0	5.10	53
Totals		10	42.1	58	28	24	17	18	11	2	2	1	0	3	0	53-61	2-3	0	5.10	-

**CAREER STATS**

Year	avg	gp-gs	ab	r	h	2b	3b	hr	rbi	tb	slg%	bb	hbp	so	gdp	ob%	sf	sh	sb-att	po	a	e	fld%
2015	.000	0-0	0	0	0	0	0	0	0	0	.000	0	0	0	0	.000	0	0	0-0	2	9	0	1.000
2016	.000	0-0	0	0	0	0	0	0	0	0	.000	0	0	0	0	.000	0	0	0-0	4	14	0	1.000
TOTAL	.000	0-0	0	0	0	0	0	0	0	0	.000	0	0	0	0	.000	0	0	0-0	6	23	0	1.000

Year	era	w-l	app	gs	cg	sho	sv	ip	h	r	er	bb	so	2b	3b	hr	bf	bavg	wp	hbp	bk	sfa	sha
2014	0.00	0-0	9	0	0	0/0	0	6.1	5	0	0	3	5	0	0	0	27	.208	0	0	0	0	0
2015	2.39	4-1	21	8	1	0/2	2	67.2	52	21	18	14	33	9	1	1	265	.215	3	3	0	1	5
2016	5.10	2-3	11	10	0	0/0	0	42.1	58	28	24	17	18	11	2	2	196	.341	1	3	0	2	4
TOTAL	3.25	6-4	41	18	1	0/2	2	116.1	115	49	42	34	56	20	3	3	488	.264	4	6	0	3	9





**#42 JOEY BENITEZ • Jr. • LHP • 6-1 • 185 • L/L • Crofton, Md. • Archbishop Spalding**

**PERSONAL:** Joseph Benitez is the son of Rick and Lisa Benitez and he has one brother, Nick ... Volunteered his time with Happy Helpers and Sarah's House ... Majoring in psychology ... Battled and defeated papillary thyroid cancer and had surgery to remove his thyroid, plus 24 lymph nodes.

**2015:** 18 appearances ... Eight starts ... Picked up save vs. W&M ... Fanned four in a game vs. Rice and ECU.

**MISCELLANEOUS**

**2016 Season Highs**

IP (S)	5.0 vs Norfolk State
IP (R)	5.1 at LA Tech
K	5 at LA Tech
BB	3 three times
NP	92 at LA Tech
H Allowed (S)	5 vs Norfolk State
H Allowed (R)	6 at LA Tech
HR Allowed	1 vs Liberty
Runs Allowed (S)	2 vs Norfolk State
Runs Allowed (R)	3 three times
ER Allowed (S)	2 vs Norfolk State
ER Allowed (R)	3 three times

**2016 Breakdown**

Opp. Avg.	.293
vs. Left	.250
vs. Right	.310
WHIP	1.59
K/IP	19/32.0

**Career Highs**

IP (S)	6.0 vs ECU (4.15.2015)
IP (R)	5.1 at LA Tech (4.22.2016)
K	5 at LA Tech (4.22.2016)
BB	3 two times
NP	92 at LA Tech (4.22.2016)
H Allowed (S)	9 vs Rice (3.21.2015)
H Allowed (R)	6 at LA Tech (4.22.2016)
HR Allowed	1 six times
Runs Allowed (S)	6 vs Rice (3.21.2015)
Runs Allowed (R)	5 vs VCU (4.8.2015)
ER Allowed (S)	5 vs Rice (3.21.2015)
ER Allowed (R)	4 times

**2016 GAME-BY-GAME STATS**

**2016 ODU Baseball  
Individual Game-by-Game for Old Dominion (as of Apr 27, 2016)**

**#42 Joey Benitez - 8 games (All games)**

Date	Opponent	Pos	AB	R	H	RBI	2B	3B	HR	BB	SB	CS	HBP	SAC	SF	GDP	K	PO	A	E	Avg	
Feb 23	NORFOLK STATE	*p	0	0	0	0	0	0	0	0	0	0	0	0	0	0	0	0	1	0	0	.000
Feb 27	VIRGINIA TECH	p	0	0	0	0	0	0	0	0	0	0	0	0	0	0	0	0	0	0	0	.000
Mar 05	RUTGERS-2	p	0	0	0	0	0	0	0	0	0	0	0	0	0	0	0	0	0	1	0	.000
Mar 15	PRINCETON	p	0	0	0	0	0	0	0	0	0	0	0	0	0	0	0	0	0	1	0	.000
Mar 23	VMI	*p	0	0	0	0	0	0	0	0	0	0	0	0	0	0	0	0	0	2	0	.000
Apr 06	WILLIAM & MARY	p	0	0	0	0	0	0	0	0	0	0	0	0	0	0	0	0	0	2	0	.000
Apr 17	UTSA	p	0	0	0	0	0	0	0	0	0	0	0	0	0	0	0	0	0	1	0	.000
Apr 22	at Louisiana Tech	p	0	0	0	0	0	0	0	0	0	0	0	0	0	0	0	0	0	1	0	.000
<b>Totals</b>		2gs	<b>0</b>	<b>0</b>	<b>0</b>	<b>0</b>	<b>0</b>	<b>0</b>	<b>0</b>	<b>0</b>	<b>0</b>	<b>0</b>	<b>0</b>	<b>0</b>	<b>0</b>	<b>0</b>	<b>0</b>	<b>0</b>	<b>1</b>	<b>10</b>	<b>0</b>	<b>.000</b>

On base pct. .000 • Slugging pct. .000

**#42 Joey Benitez - 14 appearances (All games)**

Date	Opponent	GS	IP	H	R	ER	BB	SO	2B	3B	HR	WP	BK	HBP	IBB	Score	W-L	Sv	ERA	NP
Feb 23	NORFOLK STATE	*	4.0	5	2	2	3	2	1	0	0	0	0	0	0	5-3	1-0	0	4.50	69
Feb 27	VIRGINIA TECH		2.0	2	3	3	1	3	1	0	0	1	0	1	0	1-22	1-0	0	7.50	33
Mar 1	LIBERTY		1.0	1	1	1	0	1	0	0	1	0	0	1	0	7-6	1-0	0	7.71	18
Mar 05	RUTGERS-2		2.0	4	3	3	1	0	0	0	0	0	0	1	0	7-4	1-0	0	9.00	41
Mar 12	at West Virginia-1		0.2	1	0	0	2	0	0	0	0	0	0	0	0	5-4	1-0	0	8.38	21
Mar 15	PRINCETON		3.0	4	1	1	0	1	0	0	0	1	0	0	0	7-6	1-0	0	7.11	37
Mar 19	WESTERN KENTUCK		1.0	0	0	0	1	0	0	0	0	0	0	0	0	12-8	1-0	0	6.59	9
Mar 23	VMI	*	5.0	4	1	1	0	3	1	0	0	0	0	0	0	6-5	1-0	0	5.30	50
Mar 27	at RICE		0.2	2	0	0	0	0	0	0	0	0	0	0	0	2-8	1-0	0	5.12	6
Apr 02	FLORIDA ATLANTIC		0.1	1	0	0	0	1	1	0	0	0	0	0	0	1-3	1-0	0	5.03	7
Apr 06	WILLIAM & MARY		1.0	2	0	0	0	0	0	0	0	0	0	0	0	7-1	1-0	0	4.79	18
Apr 17	UTSA		3.0	2	0	0	1	2	0	0	0	0	0	0	0	2-7	1-0	0	4.18	29
Apr 22	at Louisiana Tech		5.1	6	3	3	3	5	3	1	0	0	1	0	0	4-11	1-0	0	4.34	92
Apr 26	VIRGINIA	*	3.0	2	1	1	3	1	0	0	0	0	0	0	0	4-8	1-0	0	4.22	50
<b>Totals</b>		3	<b>32.0</b>	<b>36</b>	<b>15</b>	<b>15</b>	<b>15</b>	<b>19</b>	<b>7</b>	<b>1</b>	<b>1</b>	<b>2</b>	<b>0</b>	<b>4</b>	<b>0</b>	<b>70-96</b>	<b>1-0</b>	<b>0</b>	<b>4.22</b>	<b>-</b>

**CAREER STATS**

Year	avg	gp-gs	ab	r	h	2b	3b	hr	rbi	tb	slg%	bb	hbp	so	gdp	ob%	sf	sh	sb-att	po	a	e	fld%
2014	.000	0-0	0	0	0	0	0	0	0	0	.000	0	0	0	0	.000	0	0	0-0	0	3	0	1.000
2015	.000	0-0	0	0	0	0	0	0	0	0	.000	0	0	0	0	.000	0	0	0-0	1	8	0	1.000
2016	.000	0-0	0	0	0	0	0	0	0	0	.000	0	0	0	0	.000	0	0	0-0	1	10	0	1.000
<b>TOTAL</b>	<b>.000</b>	<b>0-0</b>	<b>0</b>	<b>0</b>	<b>0</b>	<b>0</b>	<b>0</b>	<b>0</b>	<b>0</b>	<b>0</b>	<b>.000</b>	<b>0</b>	<b>0</b>	<b>0</b>	<b>0</b>	<b>.000</b>	<b>0</b>	<b>0</b>	<b>0-0</b>	<b>2</b>	<b>21</b>	<b>0</b>	<b>1.000</b>

Year	era	w-l	app	gs	cg	sho	sv	ip	h	r	er	bb	so	2b	3b	hr	bf	bavg	wp	hbp	bk	sfa	sha
2014	3.00	1-1	10	0	0	0/0	0	12.0	12	5	4	4	7	3	0	1	50	.267	2	0	0	0	1
2015	5.54	1-2	18	8	0	0/1	1	50.1	75	34	31	11	27	9	2	4	233	.357	1	4	0	4	4
2016	4.22	1-0	14	3	0	0/0	0	32.0	36	15	15	15	19	7	1	1	144	.293	2	4	0	0	2
<b>TOTAL</b>	<b>4.77</b>	<b>3-3</b>	<b>42</b>	<b>11</b>	<b>0</b>	<b>0/1</b>	<b>1</b>	<b>94.1</b>	<b>123</b>	<b>54</b>	<b>50</b>	<b>30</b>	<b>53</b>	<b>19</b>	<b>3</b>	<b>6</b>	<b>427</b>	<b>.325</b>	<b>5</b>	<b>8</b>	<b>0</b>	<b>4</b>	<b>7</b>



**#29 EVAN BAER • Fr. • INF • 6-1 • 200 • R/R • Virginia Beach, Va. • Princess Anne**

- Member of the Princess Anne High School baseball team that won the 2015 Conference Championship and advanced to the Regional Tournament quarterfinals, marking the first regional appearance for Princess Anne in 10 years
- Recorded a batting average of .410 as a senior
- Named First Team All-Atlantic Conference, Second Team All-Tidewater and Co-Conference Player of the year over his career.



**#37 NEIL RING • Fr. • C • 5-10 • 195 • R/R • Appomattox, Va. • Blair Academy**

- Named All-Prep A and All-MAPL in 2015
- Helped lead the team to a New Jersey State Prep A Championship two times (2014 & 2015)
- Played in the Triple Crown Richmond All-Star game in 2014
- Batted .400 as a senior
- Also played football at Blair Academy and was named All-Prep in 2014



**#43 ISAIAH NELSON • Fr. • LHP • 5-11 • 170 • L/L • Norfolk, Va. • Norfolk Academy**

- Named First Team All-TCIS in 2013
- Also earned First Team All-TCIS and First Team All-State honors in 2014
- Helped lead Norfolk Academy to a TCIS Championship in 2014



**#44 DREW MOYER • Fr. • RHP • 6-6 • 200 • R/R • Newport News, Va. • Woodside**

- Member of the Woodside High School baseball team that made an appearance in the 2015 Regional Tournament
- Went 8-2 overall with a 1.9 ERA in 2015
- Named First Team 6A All-Region as a junior and senior
- Also earned First Team All-TCIS as a sophomore and junior and Second Team All-TCIS as an eighth grader playing on varsity at Hampton Roads Academy.



**#45 JACK JETT • Fr. • RHP • 6-4 • 205 • R/R • Reedville, Va. • Northumberland**

- Starting pitcher on the 2014 State Champion Northumberland High School baseball team
- Went 8-2 on the mound with a 2.8 ERA and recorded a .546 batting average to earn First Team All-Conference, Region, and State at second base
- Named to the All-Conference, All-Region and All-State team as a designated hitter as a senior
- All-Academic team all four years of high school and was a member of the Beta Club and the Peer Leaders Association

2016 STARTS BY POSITION/BATTING ORDER

Player	GS	Position											Batting Order									
		p	c	1b	2b	3b	ss	lf	cf	rf	of	dh	1st	2nd	3rd	4th	5th	6th	7th	8th	9th	
Zach Rutherford	41	.	.	.	.	.	41	.	.	.	.	.	.	.	.	.	.	.	.	.	.	.
Nick Walker	41	.	.	.	.	.	.	.	.	.	.	.	41	.	.	.	.	.	.	.	.	.
Connor Myers	41	.	.	.	.	.	.	.	.	.	.	.	40	.	.	.	1	.	.	.	.	.
Jason McMurray	41	.	.	.	41	.	.	.	.	.	.	.	.	.	.	.	.	.	.	.	.	.
Kurt Sinnen	36	.	16	12	.	.	.	.	.	.	.	.	.	.	8	.	.	.	.	.	.	.
Nick Lustrino	34	.	.	.	.	34	.	.	.	.	.	.	.	.	.	.	.	.	.	.	.	.
Grey Finwood	27	.	.	27	.	.	.	.	.	.	.	.	.	.	.	.	.	.	.	.	19	8
Turner Bishop	26	.	.	.	.	.	.	11	.	.	.	.	.	.	15	.	.	.	.	.	.	.
Justin Hayes	25	.	.	.	.	.	.	24	1	.	.	.	.	.	.	.	.	.	.	.	1	24
Kyle Beam	24	.	18	.	.	.	.	.	.	.	.	.	.	.	6	.	.	.	.	.	.	.
Seth Woodard	13	.	.	2	.	7	.	.	.	.	.	.	.	.	4	.	.	.	.	.	.	.
Adam Bainbridge	10	10	.	.	.	.	.	.	.	.	.	.	.	.	.	.	.	.	.	.	.	.
Chris Livers	10	.	7	.	.	.	.	.	.	.	.	.	.	.	3	.	.	.	.	.	1	1
Will Morgan	10	.	.	.	.	.	.	6	.	.	.	.	.	.	4	.	.	.	.	.	2	6
Victor Diaz	9	9	.	.	.	.	.	.	.	.	.	.	.	.	.	.	.	.	.	.	.	.
Sam Sinnen	8	8	.	.	.	.	.	.	.	.	.	.	.	.	.	.	.	.	.	.	.	.
Brett Smith	4	4	.	.	.	.	.	.	.	.	.	.	.	.	.	.	.	.	.	.	.	.
Jake Josephs	4	4	.	.	.	.	.	.	.	.	.	.	.	.	.	.	.	.	.	.	.	.
Nick Hartman	3	3	.	.	.	.	.	.	.	.	.	.	.	.	.	.	.	.	.	.	.	.
Joey Benitez	3	3	.	.	.	.	.	.	.	.	.	.	.	.	.	.	.	.	.	.	.	.

TEAM W-L RECORD WHEN STARTER

PITCHER:		
Adam Bainbridge	10	(5-5)
Victor Diaz	9	(6-3)
Sam Sinnen	8	(5-3)
Jake Josephs	4	(2-2)
Brett Smith	4	(3-1)
Nick Hartman	3	(2-1)
Joey Benitez	3	(2-1)
CATCHER:		
Kyle Beam	18	(9-9)
Kurt Sinnen	16	(11-5)
Chris Livers	7	(5-2)
FIRST BASE:		
Grey Finwood	27	(15-12)
Kurt Sinnen	12	(8-4)
Seth Woodard	2	(2-0)
SECOND BASE:		
Jason McMurray	41	(25-16)
THIRD BASE:		
Nick Lustrino	34	(24-10)
Seth Woodard	7	(1-6)
SHORTSTOP:		
Zach Rutherford	41	(25-16)
LEFT FIELD:		
Justin Hayes	24	(17-7)
Turner Bishop	11	(5-6)
Will Morgan	6	(3-3)
CENTER FIELD:		
Connor Myers	40	(24-16)
Justin Hayes	1	(1-0)
RIGHT FIELD:		
Nick Walker	41	(25-16)
DESIGNATED HITTER:		
Turner Bishop	15	(10-5)
Kurt Sinnen	8	(5-3)
Kyle Beam	6	(4-2)
Will Morgan	4	(2-2)
Seth Woodard	4	(1-3)
Chris Livers	3	(2-1)
Connor Myers	1	(1-0)

TEAM W-L RECORD BY ORDER

LEADOFF:		
Connor Myers	29	(19-10)
Nick Walker	12	(6-6)
2ND SPOT:		
Zach Rutherford	29	(15-14)
Nick Walker	12	(10-2)
3RD SPOT:		
Nick Walker	17	(9-8)
Kurt Sinnen	12	(6-6)
Zach Rutherford	12	(10-2)
CLEANUP:		
Kyle Beam	14	(9-5)
Connor Myers	12	(6-6)
Jason McMurray	5	(4-1)
Turner Bishop	4	(2-2)
Seth Woodard	3	(1-2)
Chris Livers	3	(3-0)
5TH SPOT:		
Kurt Sinnen	21	(15-6)
Turner Bishop	9	(7-2)
Kyle Beam	3	(2-1)
Chris Livers	3	(1-2)
Jason McMurray	3	(0-3)
Seth Woodard	1	(0-1)
Will Morgan	1	(0-1)
6TH SPOT:		
Jason McMurray	22	(17-5)
Turner Bishop	4	(1-3)
Seth Woodard	4	(1-3)
Kyle Beam	4	(1-3)
Kurt Sinnen	3	(3-0)
Chris Livers	2	(2-0)
Will Morgan	1	(0-1)
Nick Lustrino	1	(0-1)
7TH SPOT:		
Nick Lustrino	26	(19-7)
Jason McMurray	10	(4-6)
Seth Woodard	2	(0-2)
Turner Bishop	1	(1-0)
Chris Livers	1	(1-0)
Kyle Beam	1	(0-1)
8TH SPOT:		
Grey Finwood	19	(12-7)
Turner Bishop	7	(3-4)
Nick Lustrino	6	(5-1)
Seth Woodard	3	(2-1)
Will Morgan	2	(2-0)
Kyle Beam	2	(1-1)
Chris Livers	1	(0-1)
Justin Hayes	1	(0-1)
9TH SPOT:		
Justin Hayes	24	(18-6)
Grey Finwood	8	(3-5)
Will Morgan	6	(3-3)
Jason McMurray	1	(0-1)
Turner Bishop	1	(1-0)
Nick Lustrino	1	(0-1)

### 2016 ODU Baseball Overall Statistics for Old Dominion (as of Apr 27, 2016) (All games Sorted by Batting avg)

Record: 25-16 Home: 15-8 Away: 7-8 Neutral: 3-0 C-USA: 8-10

Player	avg	gp-gs	ab	r	h	2b	3b	hr	rbi	tb	slg%	bb	hp	so	gdp	ob%	sf	sh	sb-att	po	a	e	fld%
Connor Myers	.333	41-41	162	35	54	12	0	5	27	81	.500	18	3	35	1	.401	4	3	13-17	108	3	4	.965
Nick Walker	.289	41-41	149	28	43	7	3	0	26	56	.376	29	4	25	2	.406	5	1	14-17	95	5	1	.990
Zach Rutherford	.286	41-41	161	27	46	5	2	1	18	58	.360	13	5	28	2	.354	2	8	8-10	59	153	10	.955
Kurt Sinnen	.286	40-36	133	11	38	8	1	1	21	51	.383	22	2	16	3	.390	2	1	3-3	204	16	3	.987
Will Morgan	.278	19-10	36	4	10	3	1	0	5	15	.417	6	0	8	1	.381	0	0	2-3	11	0	2	.846
Chris Livers	.245	22-10	49	4	12	3	0	0	5	15	.306	4	0	7	0	.296	1	1	1-1	76	5	1	.988
Turner Bishop	.245	35-26	94	13	23	4	0	3	13	36	.383	4	1	28	0	.283	0	0	1-1	12	0	0	1.000
Jason McMurray	.240	41-41	150	21	36	9	2	1	20	52	.347	16	2	29	2	.318	2	3	4-6	100	102	5	.976
Justin Hayes	.239	39-25	92	17	22	3	1	0	13	27	.293	7	1	20	0	.297	1	2	7-10	40	4	2	.957
Nick Lustrino	.228	38-34	123	17	28	2	0	0	9	30	.244	20	4	8	3	.354	0	4	3-5	20	59	6	.929
Kyle Beam	.214	28-24	84	14	18	3	1	3	18	32	.381	10	2	27	3	.306	2	0	0-0	72	16	2	.978
Seth Woodard	.171	16-13	35	7	6	1	1	3	6	18	.514	4	4	11	1	.326	0	0	1-1	13	12	0	1.000
Grey Finwood	.128	36-27	78	7	10	1	0	0	4	11	.141	8	5	31	2	.250	1	3	2-2	250	13	3	.989
Darius Gillus	.100	13-0	10	0	1	0	0	0	2	1	.100	1	0	4	1	.182	0	0	0-0	13	1	1	.933
Bryce Windham	.000	17-0	5	5	0	0	0	0	0	0	.000	1	0	2	0	.167	0	1	1-1	0	5	1	.833
Cory Alexander	.000	8-0	1	5	0	0	0	0	0	0	.000	0	0	1	0	.000	0	0	0-0	0	0	0	.000
Totals	.255	41	1362	215	347	61	12	17	187	483	.355	163	33	280	21	.344	20	27	60-77	1093	457	50	.969
Opponents	.286	41	1400	212	401	70	8	19	188	544	.389	134	29	244	27	.357	16	38	31-45	1072	391	66	.957

LOB - Team (319), Opp (314). DPs turned - Team (37), Opp (30). CI - Team (2), SINNEN, K 1, BEAM, K 1, Opp (1). IBB - Team (5), LUSTRINO, N 2, WALKER, N 1, MYERS, C 1, RUTHERFORD,Z 1, Opp (2). Picked off - RUTHERFORD,Z 1, MORGAN, W 1, MYERS, C : HAYES, J 1, WALKER, N 1.

### (All games Sorted by Earned run avg)

Player	era	w-l	app	gs	cg	sho	sv	ip	h	r	er	bb	so	2b	3b	hr	b/avg	wp	hp	bk	sfa	sha
Victor Diaz	2.06	5-3	12	9	0	0/0	0	52.1	53	13	12	10	24	6	1	3	.269	3	1	3	1	5
Sam Sinnen	3.35	3-1	11	8	0	0/1	1	48.1	42	22	18	13	35	9	0	1	.231	1	4	1	1	3
Grayson Bailey	3.68	2-0	17	0	0	0/0	2	22.0	16	12	9	11	16	3	0	0	.219	7	2	0	1	7
Brett Smith	3.94	1-2	17	4	0	0/1	2	32.0	34	15	14	12	16	3	1	2	.301	0	2	1	3	7
Joey Benitez	4.22	1-0	14	3	0	0/0	0	32.0	36	15	15	15	19	7	1	1	.293	2	4	0	0	2
Jake Josephs	4.34	2-1	19	4	0	0/1	0	29.0	32	14	14	7	13	4	2	3	.286	0	1	0	3	1
Morgan Maguire	4.91	2-0	20	0	0	0/0	2	25.2	25	15	14	7	26	7	1	3	.258	8	4	1	1	2
Adam Bainbridge	5.10	2-3	11	10	0	0/0	0	42.1	58	28	24	17	18	11	2	2	.341	1	3	0	2	4
Nick Hartman	6.46	4-4	19	3	0	0/1	4	30.2	37	25	22	13	36	6	0	1	.301	9	0	0	1	2
Culver Lamb	6.75	2-2	18	0	0	0/1	1	28.0	36	26	21	10	23	8	0	2	.308	2	3	0	0	2
Thomas Busbice	7.27	1-0	16	0	0	0/0	0	17.1	23	15	14	7	12	5	0	1	.329	4	2	0	3	3
Nate Matheson	17.18	0-0	8	0	0	0/1	1	3.2	7	7	7	9	5	1	0	0	.389	2	1	1	0	0
Drew Moyer	45.00	0-0	1	0	0	0/0	0	1.0	2	5	5	3	1	0	0	0	.400	2	2	0	0	0
Totals	4.64	25-16	41	41	0	2/2	13	364.1	401	212	188	134	244	70	8	19	.286	41	29	7	16	38
Opponents	4.18	16-25	41	41	2	3/2	8	357.1	347	215	166	163	280	61	12	17	.255	33	33	2	20	27

PB - Team (8), SINNEN, K 5, LIVERS, C 2, BEAM, K 1, Opp (5). Pickoffs - Team (9), BAINBRIDGE,A 4, BAILEY, G 1, SINNEN, S 1, LAMB, C 1, JOSEPHS, J 1, SMITH, B 1, Opp (5). SBA/ATT - SINNEN, K (14-20), BEAM, K (8-12), LIVERS, C (9-10), HARTMAN, N (7-9), BENITEZ, J (4-7), SINNEN, S (4-5), BAILEY, G (3-4), DIAZ, V (1-4), MAGUIRE, M (2-3), JOSEPHS, J (3-3), MATHESON, N (2-2), BUSBICE, T (2-2), SMITH, B (2-2), LAMB, C (0-2), BAINBRIDGE,A (1-2).

**2016 ODU Baseball**  
**Overall Statistics for Old Dominion (as of Apr 27, 2016)**  
**(All games Sorted by Fielding pct)**

Player	c	po	a	e	fld%	dp	sba	csb	sba%	pb	ci
Seth Woodard	25	13	12	0	1.000	1	0	0	---	0	0
Adam Bainbridge	18	4	14	0	1.000	2	1	1	.500	0	0
Turner Bishop	12	12	0	0	1.000	0	0	0	---	0	0
Joey Benitez	11	1	10	0	1.000	0	4	3	.571	0	0
Victor Diaz	7	2	5	0	1.000	0	1	3	.250	0	0
Jake Josephs	7	3	4	0	1.000	0	3	0	1.000	0	0
Brett Smith	7	2	5	0	1.000	1	2	0	1.000	0	0
Thomas Busbice	3	1	2	0	1.000	0	2	0	1.000	0	0
Nick Walker	101	95	5	1	.990	1	0	0	---	0	0
Grey Finwood	266	250	13	3	.989	24	0	0	---	0	0
Chris Livers	82	76	5	1	.988	1	9	1	.900	2	0
Kurt Sinnen	223	204	16	3	.987	10	14	6	.700	5	1
Kyle Beam	90	72	16	2	.978	1	8	4	.667	1	1
Jason McMurray	207	100	102	5	.976	30	0	0	---	0	0
Connor Myers	115	108	3	4	.965	1	0	0	---	0	0
Justin Hayes	46	40	4	2	.957	0	0	0	---	0	0
Zach Rutherford	222	59	153	10	.955	23	0	0	---	0	0
Darius Gillus	15	13	1	1	.933	0	0	0	---	0	0
Nick Lustrino	85	20	59	6	.929	7	0	0	---	0	0
Sam Sinnen	12	4	7	1	.917	0	4	1	.800	0	0
Grayson Bailey	7	0	6	1	.857	0	3	1	.750	0	0
Will Morgan	13	11	0	2	.846	0	0	0	---	0	0
Bryce Windham	6	0	5	1	.833	0	0	0	---	0	0
Culver Lamb	10	2	5	3	.700	0	0	2	.000	0	0
Morgan Maguire	6	0	4	2	.667	0	2	1	.667	0	0
Nick Hartman	3	1	1	1	.667	0	7	2	.778	0	0
Nate Matheson	1	0	0	1	.000	0	2	0	1.000	0	0
Drew Moyer	0	0	0	0	.000	0	0	0	---	0	0
Cory Alexander	0	0	0	0	.000	0	0	0	---	0	0
Totals	1600	1093	457	50	.969	37	31	14	.689	8	2
Opponents	1529	1072	391	66	.957	30	60	17	.779	5	1

### 2016 ODU Baseball Conference statistics for Old Dominion (as of Apr 27, 2016) (C-USA games only Sorted by Batting avg)

Record: 8-10 Home: 4-5 Away: 4-5 C-USA: 8-10

Player	avg	gp-gs	ab	r	h	2b	3b	hr	rbi	tb	slg%	bb	hp	so	gdp	ob%	sf	sh	sb-att	po	a	e	fld%
Will Morgan	.417	7-3	12	1	5	2	0	0	1	7	.583	2	0	2	0	.500	0	0	1-1	2	0	1	.667
Kurt Sinnen	.351	18-16	57	4	20	5	1	0	12	27	.474	8	1	5	2	.433	1	1	1-1	88	7	1	.990
Connor Myers	.324	18-18	71	10	23	4	0	2	15	33	.465	4	1	16	1	.354	3	1	5-5	43	2	3	.938
Zach Rutherford	.296	18-18	71	11	21	3	1	1	10	29	.408	3	2	14	0	.338	1	4	2-3	20	72	3	.968
Turner Bishop	.283	16-12	46	7	13	0	0	2	5	19	.413	2	0	16	0	.313	0	0	0-0	9	0	0	1.000
Justin Hayes	.263	17-12	38	8	10	3	0	0	3	13	.342	4	0	9	0	.333	0	1	3-4	20	3	1	.958
Jason McMurray	.254	18-18	63	7	16	2	0	0	7	18	.286	7	1	13	1	.338	0	2	1-2	50	38	1	.989
Darius Gillus	.250	5-0	4	0	1	0	0	0	1	1	.250	0	0	1	1	.250	0	0	0-0	2	0	1	.667
Grey Finwood	.222	14-10	27	2	6	0	0	0	2	6	.222	0	0	10	0	.222	0	3	0-0	92	3	1	.990
Nick Walker	.211	18-18	71	16	15	2	0	0	5	17	.239	6	2	12	1	.284	2	0	8-9	40	1	0	1.000
Chris Livers	.192	10-6	26	2	5	1	0	0	1	6	.231	1	0	3	0	.222	0	0	1-1	41	2	1	.977
Nick Lustrino	.157	16-14	51	6	8	0	0	0	2	8	.157	6	1	4	1	.259	0	2	0-0	7	31	1	.974
Seth Woodard	.143	6-6	14	2	2	0	1	1	2	7	.500	3	2	7	0	.368	0	0	0-0	2	7	0	1.000
Kyle Beam	.125	13-11	32	5	4	2	0	0	5	6	.188	5	2	12	2	.275	1	0	0-0	36	7	2	.956
Bryce Windham	.000	8-0	1	2	0	0	0	0	0	0	.000	0	0	0	0	.000	0	0	1-1	0	0	0	.000
Cory Alexander	.000	2-0	0	2	0	0	0	0	0	0	.000	0	0	0	0	.000	0	0	0-0	0	0	0	.000
Totals	.255	18	584	85	149	24	3	6	71	197	.337	51	12	124	9	.324	8	14	23-27	459	202	19	.972
Opponents	.316	18	591	105	187	30	6	8	93	253	.428	60	12	94	14	.385	10	24	12-17	462	173	22	.967

LOB - Team (123), Opp (134). DPs turned - Team (18), Opp (13). CI - Team (1), BEAM, K 1, Opp (1). IBB - Team (1), MYERS, C 1.

### (C-USA games only Sorted by Earned run avg)

Player	era	w-l	app	gs	cg	sho	sv	ip	h	r	er	bb	so	2b	3b	hr	b/avg	wp	hp	bks	sfa	sha
Victor Diaz	2.57	2-2	5	5	0	0/0	0	28.0	34	8	8	4	8	2	1	2	.315	2	1	2	0	4
Joey Benitez	2.61	0-0	5	0	0	0/0	0	10.1	11	3	3	5	8	4	1	0	.297	0	1	0	0	1
Grayson Bailey	3.48	1-0	7	0	0	0/0	1	10.1	7	6	4	3	9	2	0	0	.212	5	1	0	1	4
Morgan Maguire	4.50	1-0	7	0	0	0/0	1	10.0	9	5	5	4	10	4	1	1	.243	3	1	0	1	1
Jake Josephs	4.50	1-0	9	0	0	0/0	0	8.0	10	4	4	2	2	0	1	1	.323	0	0	0	1	0
Brett Smith	5.17	0-1	7	2	0	0/0	1	15.2	17	9	9	6	4	1	1	2	.309	0	2	0	2	4
Sam Sinnen	5.68	2-1	6	4	0	0/0	1	25.1	28	18	16	7	20	3	0	1	.280	0	2	0	1	2
Adam Bainbridge	6.75	1-3	6	5	0	0/0	0	20.0	29	18	15	13	10	6	1	1	.363	0	0	0	1	4
Thomas Busbice	9.45	0-0	6	0	0	0/0	0	6.2	11	7	7	4	4	2	0	0	.407	0	1	0	2	2
Culver Lamb	10.61	0-1	8	0	0	0/0	0	9.1	16	14	11	5	6	4	0	0	.381	1	3	0	0	1
Nick Hartman	10.61	0-2	6	2	0	0/0	1	9.1	15	13	11	7	13	2	0	0	.366	4	0	0	1	1
Totals	5.41	8-10	18	18	0	0/0	5	153.0	187	105	92	60	94	30	6	8	.316	15	12	2	10	24
Opponents	3.80	10-8	18	18	2	3/2	5	154.0	149	85	65	51	124	24	3	6	.255	14	12	0	8	14

PB - Team (3), BEAM, K 1, LIVERS, C 1, SINNEN, K 1, Opp (2). Pickoffs - Team (4), BAINBRIDGE,A 2, SINNEN, S 1, JOSEPHS, J 1. SBA/ATT - LIVERS, C (5-6), BEAM, K (4-6), SINNEN, K (3-4), DIAZ, V (1-3), BENITEZ, J (2-3), HARTMAN, N (2-2), BUSBICE, T (2-2), SINNEN, S (2-2), BAINBRIDGE,A (1-2), JOSEPHS, J (1-1), LAMB, C (0-1), BAILEY, G (1-1).

**2016 ODU Baseball**  
**Conference statistics for Old Dominion (as of Apr 27, 2016)**  
**(C-USA games only Sorted by Fielding pct)**

Player	c	po	a	e	fld%	dp	sba	csb	sba%	pb	ci
Nick Walker	41	40	1	0	1.000	0	0	0	---	0	0
Adam Bainbridge	12	2	10	0	1.000	1	1	1	.500	0	0
Turner Bishop	9	9	0	0	1.000	0	0	0	---	0	0
Seth Woodard	9	2	7	0	1.000	1	0	0	---	0	0
Victor Diaz	5	2	3	0	1.000	0	1	2	.333	0	0
Morgan Maguire	3	0	3	0	1.000	0	0	0	---	0	0
Joey Benitez	2	0	2	0	1.000	0	2	1	.667	0	0
Jake Josephs	2	0	2	0	1.000	0	1	0	1.000	0	0
Thomas Busbice	1	0	1	0	1.000	0	2	0	1.000	0	0
Brett Smith	1	0	1	0	1.000	0	0	0	---	0	0
Kurt Sinnen	96	88	7	1	.990	8	3	1	.750	1	0
Grey Finwood	96	92	3	1	.990	8	0	0	---	0	0
Jason McMurray	89	50	38	1	.989	14	0	0	---	0	0
Chris Livers	44	41	2	1	.977	1	5	1	.833	1	0
Nick Lustrino	39	7	31	1	.974	3	0	0	---	0	0
Zach Rutherford	95	20	72	3	.968	11	0	0	---	0	0
Justin Hayes	24	20	3	1	.958	0	0	0	---	0	0
Kyle Beam	45	36	7	2	.956	1	4	2	.667	1	1
Connor Myers	48	43	2	3	.938	1	0	0	---	0	0
Sam Sinnen	5	2	2	1	.800	0	2	0	1.000	0	0
Culver Lamb	4	1	2	1	.750	0	0	1	.000	0	0
Grayson Bailey	4	0	3	1	.750	0	1	0	1.000	0	0
Darius Gillus	3	2	0	1	.667	0	0	0	---	0	0
Will Morgan	3	2	0	1	.667	0	0	0	---	0	0
Cory Alexander	0	0	0	0	.000	0	0	0	---	0	0
Nick Hartman	0	0	0	0	.000	0	2	0	1.000	0	0
Bryce Windham	0	0	0	0	.000	0	0	0	---	0	0
Totals	680	459	202	19	.972	18	12	5	.706	3	1
Opponents	657	462	173	22	.967	13	23	4	.852	2	1