

BRING THE REIGN

Week Seven - HOMECOMING

#18/22 Old Dominion Monarchs (5-1, 2-1 CAA) vs. #17/23 Towson Tigers (4-1, 2-0 CAA)

Saturday, October 15, 2011

Foreman Field at S.B. Ballard Stadium • Norfolk, Va.

3:30 p.m. - Kick

Old Dominion Schedule/Results:

Sat. Sept. 3	Campbell.....	W, 41-14
Sat. Sept. 10	at Georgia State.....	W, 40-17
Sat. Sept. 17	Hampton.....	W, 45-42
Sat. Sept. 24	at #7/6 Delaware *.....	L, 17-27
Sat. Oct. 1	#20 UMass * #.....	W, 48-33
Sat. Oct. 8	at Rhode Island *.....	W, 31-23
Sat. Oct. 15	Towson * ^.....	3:30 p.m.
Sat. Oct. 22	at Villanova *.....	3:30 p.m.
Sat. Oct. 29	James Madison *.....	Noon
Sat. Nov. 5	Richmond *.....	2:00 p.m.
Sat. Nov. 12	at William & Mary *.....	Noon

All home games in **bold** and played at Foreman Field at S.B. Ballard Stadium. All times eastern and are subject to change.

- Family Weekend ^ - Homecoming

FOLLOW THE MONARCHS

TELEVISION

Network: None

RADIO

Network: ESPN Radio 94.1 FM

Play-By-Play: Ted Alexander

Color Analyst: Andy Mashaw

Sideline: Demetrious Means

(Pre-game show begins 1 hour prior to kick)

INTERNET

Video: www.ODUSports.Com

..... (via Monarch Media Subscription)

Livestats: www.ODUSports.Com

SOCIAL MEDIA

Facebook: Facebook.com/ODUSports

Twitter @ODUFootball, @ODUSports



VOTE FOR WILDER:

There are numerous post-season coaches' awards, but only a few that are determined by fans. For the Liberty Mutual Coach of the Year Award, winning is only part of the equation. Created in 2006, the award recognizes one college football coach from each NCAA division (I-FBS, I-FCS, II and III), rewarding them for their sportsmanship, integrity, responsibility and excellence. Winners will receive \$50,000 to donate to a charity of their choice, a \$20,000 grant to each school's alumni association and the Coach of the Year trophy. Go to <http://www.coachoftheyear.com> and vote today and every day for Bobby Wilder, the head coach of the greatest startup program in FCS history.

THE CRAZY CAA RACE:

When the bottom two teams picked in this year's CAA Preseason Poll meet on Saturday, who would have ever thought it would be a battle for the top of the league standings? Towson was picked 11th, while Old Dominion was picked 10th in the Preseason Poll released in late July and now the Tigers have knocked off the likes of Villanova and Richmond and enter Saturday's game nationally ranked with a 4-1 overall mark and 2-0 conference mark. Old Dominion meanwhile enters at 5-1 overall and 2-1 in the conference race.

WELCOME TO THE TOP 25:

When the ODU Football Monarchs take the field on Saturday against the Towson, it will be as a nationally-ranked team in both The Sports Network/Fathead.com and FCS Coaches Polls. In another first for the ODU Football program, the Monarchs were ranked in the Top 25 for the first time in school history coming in at No. 21 in last week's Sports Network/Fathead.com FCS Top-25 College Football Poll. The Monarchs, made the jump after defeating then-#20 Massachusetts and rose to No. 18 following its 31-23 victory over Rhode Island last Saturday. Following the Monarchs victory over the Rams, ODU made its FCS Coaches Poll debut this week coming in at No. 22. Eight teams in the league are still featured in the The Sports Network Poll with this weekend's opponent, Towson, just ahead of the Monarchs at No. 17. The Tigers, who were picked to finish last in the conference in the CAA Preseason Poll, are currently one of three teams at the top of the league standings with a 4-1 overall record and 2-0 conference mark. They also came in at No. 23, just one spot below Old Dominion, in the Coaches Poll.

EIGHT TEAMS RANKED IN THE CAA:

Eight CAA Football teams appeared in this week's Top 25 for the second straight week. It is the first time ever a league has had as many as eight teams in one week's poll at the FCS level. Prior to its number of eight ranked, CAA Football was the only conference to ever boast seven among TSN's rankings in a single week having done that 14 times.

RISING UP THE RANKS:

It took the ODU Football Monarchs until year three and 27 games to receive its first Top 25 ranking. Looking at other recent start-up programs, it took Coastal Carolina 22 games to achieve a national ranking when they came in at No. 24 in The Sports Network Poll in their third year on Nov. 8, 2005. That season the Chanticleers finished 9-2 and were the Big South co-champions.

Old Dominion Football Media Schedule

Monday, October 10th

Practice: None

CAA Teleconference:

10:00 a.m. - CAA Football Update	11:00 a.m. - Jimmye Laycock, William and Mary
10:10 a.m. - Jack Cosgrove, Maine	11:10 a.m. - Rob Ambrose, Towson
10:20 a.m. - Sean McDonnell, New Hampshire	11:20 a.m. - Mickey Matthews, James Madison
10:30 a.m. - Kevin Morris, Massachusetts	11:30 a.m. - Wayne Lineburg, Richmond
10:40 a.m. - Joe Trainer, Rhode Island	11:40 a.m. - K.C. Keeler, Delaware
10:50 a.m. - Andy Talley, Villanova	11:50 a.m. - Bobby Wilder, Old Dominion



Audio files from each of the weekly teleconferences will be archived on The CAA Football Pressbox website via CAAFootball.com each Monday after 1 p.m. A free LIVE audio stream of each weekly teleconference will be available on CAAFootball.com beginning shortly before 10 a.m., and lasting the duration of the call. Any media members or fans tweeting comments made on the live teleconference are encouraged to use the CAA Football teleconference hashtag: #CAAFBtc.

ODU Weekly Press Conference:

Monarch coach Bobby Wilder will meet the media from noon to 1 p.m. in the Powhatan Sports Complex's Football Team Room, located in the football office on the second floor. News conference will be available at ODUSports.com later in the afternoon.

Breakfast With Bobby:

Va. Pilot beat reporter Rich Radford's video interview with ODU head coach Bobby Wilder can be watched at Pilonline.com, ODUBLitz.com, and HamptonRoadsTV.com.



Tony Mercurio Show:

Head coach Bobby Wilder will be on the Tony Mercurio Show live at 3:05 pm. on ESPN Radio 94.1 FM. Fans can ask coach questions by calling the studio line at 757-687-9494.

Tuesday, October 11th

Coach/Student-Athlete Interviews: 2 - 2:30 p.m. at Powhatan Sports Complex. All interviews must be arranged through ODU Sports Information. To ensure availability, please allow 24-hour notice prior to your need for a player or coach interview.

Practice: 4 - 6 p.m. at Powhatan Sports Complex. Please contact the Sports Information Office if you are attending practice.



Wednesday, October 12th

Coach/Student-Athlete Interviews: 2 - 2:30 p.m. at Powhatan Sports Complex. All interviews must be arranged through ODU Sports Information. To ensure availability, please allow 24-hour notice prior to your need for a player or coach interview.

Practice: 4 - 6 p.m. at Powhatan Sports Complex. Please contact the Sports Information Office if you are attending practice.

Thursday, October 13th

Coach/Student-Athlete Interviews: 2 - 2:30 p.m. at Powhatan Sports Complex. All interviews must be arranged through ODU Sports Information. To ensure availability, please allow 24-hour notice prior to your need for a player or coach interview.

Practice: 4 - 6 p.m. at Powhatan Sports Complex. Please contact the Sports Information Office if you are attending practice.

Coors Light Bobby Wilder Coach's Show

The show will air live at the Buffalo Wild Wings located at 1308 Greenbrier Parkway in the Greenbrier section of Chesapeake, It can be heard live on ESPN Radio 94.1 FM and will be audio streamed over the internet on Monarch Media on ODUSports.com. Fans will have a chance to ask questions, interact with show host and "Voice of the Monarchs" Ted Alexander and head coach Bobby Wilder, and win prizes including Buffalo Wild Wings gift certificates, tickets to upcoming ODU football games, and more. Can't make it to the show...call in to ask Coach Wilder your question at 757-687-9494.



Friday, October 14th

Coach/Student-Athlete Interviews: 2 - 2:30 p.m. at Powhatan Sports Complex. All interviews must be arranged through ODU Sports Information. To ensure availability, please allow 24-hour notice prior to your need for a player or coach interview.

Practice: 4 - 5:30 p.m. at Foreman Field. Please contact the Sports Information Office if you are attending practice.

ODU Football Show:

The ODU Football Show of the season featuring head coach Bobby Wilder and host Bruce Rader will air this Friday recapping the first ever CAA victory over Massachusetts and look ahead to the Monarchs' road trip to Rhode Island this weekend. The ODU Football Show will be broadcast every Friday night at 10:45 pm on FOX43 and archived on WAVY.com.



Old Dominion Quick Facts**"The Quick Hits"****GENERAL INFORMATION**

Name of School: Old Dominion University
 City, Zip: Norfolk, VA 23529
 Nickname: Monarchs
 Founded: 1930 (as the Norfolk Division of
 the College of William & Mary)
 Enrollment: 24,000
 School Colors: Slate Blue (PMS 540), Silver (PMS 877),
 & Light Blue (PMS 283)
 Stadium Name: Foreman Field at S.B. Ballard Stadium
 Capacity: 19,818
 Surface: AstroTurf GameDay Grass 3D
 Affiliation: NCAA Division I Championship Subdivision (FCS)
 Conference: Colonial Athletic Association (CAA)
 Office Phone: (757) 683-3369
 Athletic Dept. Phone: (757) 683-3375
 Athletic Ticket Office: (757) 683-4444
 Press Box Phone: (757) 683-3842

FOOTBALL STAFF

Head Coach: Bobby Wilder (Maine '87)
 Record at ODU: 22-6 (3rd season)
 Overall Record: 22-6 (3rd seasons)
 CAA Record: 2-1 (1st season)

ASSISTANT COACHES:

Defensive Backs: Marc Bacote (James Madison '08)
 Defensive Line: Dealton Cotton (East Carolina '95)
 Offensive Line: Bill Dee (Mansfield '75)
 Asst. Def. Coord./Secondary: Jarod Dodson (South Dakota '99)
 Rovers: Corey Hetherman (Fitchburg State '06)
 Pass Game Coord./Wide Receivers/Tight Ends:
 Keita Malloy (Delaware '95)
 Defensive Coordinator/Linebackers: Andy Rondeau (Syracuse '91)
 Offensive Coordinator/Offensive Line: Brian Scott (Maine '00)
 Quarterbacks: Ron Whitecomb (Maine '06)
 Running Backs/Special Teams: Michael Zyskowski (Maine '06)

Administrative Assistant: Kyle Noro
 Equipment Manager: Tommy Rapier
 Assistant Equipment Manager: Daniel Cornier
 Video Coordinator: Dory Kong

TEAM INFORMATION

2010 Record: 8-3
 2010 Conference Record: N/A
 2010 Home Record: 4-3
 2010 Away Record: 4-0

All-Time Record: 22-6
 All-Time Conference Record: 2-1
 All-Time Home Record: 13-4
 All-Time Away Record: 9-2

Basic Offense: Spread
 Basic Defense: 4-3

ATHLETIC COMMUNICATIONS

Assistant Athletic Director - Communications: Carol Hudson
 Associate Communications Director (FB Contact): Kimberly Zivkovich
 Sports Information Main Phone: (757) 683-3372
 Zivkovich Direct Line: (757) 683-5520
 Zivkovich Cell Phone: (757) 617-7757
 Zivkovich Email: kzivkovi@odu.edu
 Assistant Communications Director: Dustin Semonavick
 Assistant Communications Director: Eric Bohannon
 SID Address: Jim Jarrett Athletic Admin. Bldg.
 Norfolk, VA 23529
 ODU Website: www.odusports.com
 Facebook: Group - Old Dominion University Athletics
 Twitter: @ODUFootball, @ODUSports
 Video: www.ODUSports.com/AllAccess

- Old Dominion enters Saturday's game having moved up three spots in The Sports Network/FatHead.Com Top 25 Poll to No. 18, while the Monarchs made their FCS Coaches Poll debut this week at No. 22.

- The Monarchs picked up their first road CAA win and first win as a nationally-ranked program last week at Rhode Island with a 31-23 victory. ODU's first CAA win and first victory over a nationally ranked opponent in week five's 48-33 win over then-#20 UMass.

- Old Dominion restarted its football program in 2009 after a 69-year absence and in its three years has compiled an 22-6 overall mark as the best start-up in FCS history.

- Old Dominion went 9-2 in its inaugural season, 8-3 in 2010, and currently stands at 5-1 this season with victories over Campbell, Georgia State, Hampton, #20 UMass, and Rhode Island.

- After playing two years as an independent in the FCS, the Monarchs join the CAA, considered by many to be the best FCS conference in the nation, and holds a 2-1 mark in the league. Seven of the CAA's 11 programs were ranked in the national preseason polls and eight are ranked this week - Delaware, New Hampshire, James Madison, Richmond, Towson, Old Dominion, and Maine.

- With week six's 31-23 win at Rhode Island, the Monarchs improved to 5-1 on the season, 2-1 in the CAA, 2-1 away from the friendly confines of Foreman Field this season and 9-2 all-time in road games.

- Foreman Field at S.B. Ballard Stadium continues to be the place to be in Hampton Roads on Saturdays. The Monarchs' 18 home games, all have been sellouts. While the last two season's have averaged 19,782, additional seating has brought Foreman Field's capacity to 19,818. ODU is currently sixth in average attendance through week six.

- As a team through week six, the Monarchs are ranked in the Top 20 nationally in Scoring Offense (6th - 37.00), Rushing Defense (14th - 96.33), Net Punting (14th - 38.17), and Sacks (15th - 3.17).

- Individually in the national stats this season Jonathan Plisco ranks third in punting (47.12) and kicker Jarod Brown in 16th in scoring (8.67) and 16th in field goals (1.33)

Old Dominion vs. Towson Series Information



VS.



TEAM:

37.0	<u>Scoring</u>	29.8
26.0	<u>Scoring Defense</u>	17.2
173.3	<u>Rushing</u>	227.6
96.3	<u>Rushing Defense</u>	153.0
4.1	<u>Avg./Rush</u>	12.9
13	<u>Rush TDs</u>	14
136-206-6	<u>Comp. - Att. - Int.</u>	81-114-4
235.5	<u>Passing</u>	208.8
243.5	<u>Passing Defense</u>	178.8
12	<u>Pass TDs</u>	6
408.8	<u>Total Offense</u>	436.4
339.8	<u>Total Defense</u>	331.8
2453-458	<u>Tot. Off/Plays</u>	2182-336
20.3	<u>Kickoff Return Avg.</u>	21.7
8-91	<u>Interceptions</u>	3-28
28:56	<u>Time of Possession</u>	32:30
35-97 (36%)	<u>3rd-Down Conv.</u>	39-67 (58%)
8-14 (57%)	<u>4th-Down Conv.</u>	3-8 (38%)
19-123	<u>Sacks By-Yards</u>	7-59
8-10 (80%)	<u>Field Goals - Att.</u>	3-4 (75%)
26-27 (96%)	<u>PATs - Attempts</u>	20-20 (100%)

INDIVIDUAL

Thomas DeMarco - 172.3	<u>Passing Yards</u>	Grant Enders - 178.0
Thomas DeMarco - 7	<u>Passing TDs</u>	Grant Enders - 2
Colby Goodwyn - 89.0	<u>Rushing Yards</u>	Terrance West - 60.4
Thomas DeMarco - 5	<u>Rushing TDs</u>	Terrance West - 9
Reid Evans - 27	<u>Receptions</u>	Tom Ryan - 19
Reid Evans - 49.5	<u>Receiving Yards</u>	Tom Ryan - 47.0
Larry Pinkard - 4	<u>Receiving TDs</u>	Tyler Wharton - 3
Craig Wilkins - 57	<u>Tackles</u>	Jordan Dangerfield - 47
Chad King - 4.5	<u>Sacks</u>	Marcus Valentine - 2.0
Ronnie Cameron - 8.5	<u>Tackles For Loss</u>	Frank Beltre - 6.0
Devon Simmons/Eriq Lewis - 2	<u>Interceptions</u>	Three with (1)
Reid Evans - 7.5	<u>Punt Return Avg.</u>	Derrick Joseph - 13.3
Aaron Evans - 25.6	<u>Kick Return Avg.</u>	Derrick Joseph - 25.5

All-Time Vs. Towson:

Date: _____ Score _____ Attend _____ Site _____
First Meeting _____

TIGER OUTLOOK:

Towson, who finished last season at 1-10 and 0-8 in conference having lost their final nine games of the 2010 campaign are rolling in 2011. Tied a top the CAA standings with Maine and New Hampshire at 2-0 conference records, the Tigers are off to their best start since the 2006 season when they kicked off the season at 4-1.

WELCOME TO THE COMMONWEALTH:

All five of Towson's games to-date have been played in the state of Maryland. The Tigers have gone 4-0 at home including wins over Villanova and Richmond. Their only other away game this season and only loss of the season came in College Park with a 28-3 loss to Maryland.

RUSH WEEK:

Saturday's match-up will pit one of the top rushing offenses in the conference and nation against one of the top rushing defenses in the conference and nation. The Tigers enter Saturday 11th nationally and second in the CAA behind James Madison averaging 227.60 yards per game. They will be up against an ODU squad that is currently allowing opponents just 96.33 yards rushing per contest putting the Monarchs 14th nationally in the category and second in the league.

LAST TIME OUT FOR THE TIGERS:

It wasn't until the final play that last weekend's Towson-Richmond contest was decided as Tiger sophomore D.J. Soven kicked a game-winning 27-yard field goal as time expired, lifting Towson to a 31-28 CAA victory over the Spiders. Led by rookie running back Terrance West, who ran for a career high 128 yards, the Tigers reached their own 49-yard line on their last drive. On third down-and-12, sophomore quarterback Grant Enders rolled to his right and completed a 21-yard pass to sophomore Leon Kinnard, giving the Tigers a first down at the Spiders' 30-yard line. After three more running plays by West, the Tigers were at the Richmond ten-yard line with four seconds left. Soven, who had made two of three field goal attempts this season, came on to try the field goal but he had to endure a pair of time outs by the Spiders. Finally, he booted the ball through the uprights to give the Tigers the win. The victory marked the Tigers' second win in a row over a nationally-ranked team.

HONORED MONARCHS:**CAA PLAYERS OF THE WEEK:**9/12 - Running Back - Colby Goodwyn

Sophomore Colby Goodwyn picked up CAA Football Offensive Player of the Week honors and was named the College Football Performance Award National Running Back of the Week after leading Old Dominion to a 40-17 win at Georgia State during week two. The sophomore carried the ball 26 times for 184 yards and a touchdown, marking the second-highest rushing total in ODU's short program history. The yardage mark is also the highest CAA Football total since Delaware's Andrew Pierce rattled off 200 yards against Duquesne on Sept. 18 last season. Goodwyn, who also hauled in one catch for five yards, logged three rushes of 20-or-more yards in the win including a 53-yarder in the fourth quarter.

CAA ROOKIE OF THE WEEK:9/5 - Wide Receiver - #5 Anotonio Vaughan

Redshirt freshman wide receiver Antonio Vaughan was rewarded for his impressive Monarch debut against Campbell in week by being named CAA Football's Rookie of the Week finishing his Monarch debut with 191 all-purpose yards and two touchdowns in ODU's 41-14 win over Campbell. He hauled in six catches for 97 yards, including a 34-yard second-quarter touchdown pass from Thomas DeMarco. Vaughan later showed his ground skills by scampering 30 yards to paydirt in the third quarter, boosting the ODU lead to 38-7. The CAA Football Rookie of the Week was also effective in the Monarchs' return game posting a 16-yard punt return and two kickoff returns for 48 yards. Vaughan was ODU's first ever CAA weekly award winner.

10/3 - Quarterback - #14 Taylor Heinicke

True freshman Taylor Heinicke was inserted into the Monarch offense after signal caller Thomas DeMarco, who had started all 26 games to-date was sidelined with injury in the second half, to throw for 119 yards and two touchdowns in helping ODU to its first-ever CAA victory and first win over a ranked team in week five's 48-33 win over #20 UMass. Heinicke completed eight of his 11 attempts, which included a school record 56-yard touchdown pass to Reid Evans. The true freshman also found Larry Pinkard on a 38-yard touchdown throw to kick off the first of three fourth quarter touchdowns. Heinicke also ran the ball five times for 24 yards in his Monarch debut.

CAA SPECIAL TEAMS PLAYER OF THE WEEK:10/3 - Wide Receiver - #81 Jakwail Bailey

True freshman Jakwail Bailey blocked a UMass punt that led to a safety and returned the lead for good in ODU's 48-33 win over the #20 Minutemen in the Monarchs' first ever CAA win and win over a ranked opponent in week five. With the Minutemen at 4th and 12 and pinned back at their own 10-yard line, Bailey blocked the Monarchs' fourth punt this season. Having allowed the Minutemen to rattle off 26 unanswered points after the Monarchs had achieved a 25-0 lead, Bailey's blocked punt and safety gave ODU a 27-26 edge and a lead they would not relinquish.

STOPPING THE RUN:

The Monarchs are currently 14th nationally and second behind James Madison in the CAA in rush defense. Take a look at how ODU has shut down its opponent's run game.

ODU vs. The Opponent Run Game:

Opponent:	Rush Avg. Entering Game:	Avg. Rush vs. ODU:
Campbell	4.5 (2010)	1.2
Georgia State	3.9	2.4
Hampton	5.0	3.3
Delaware	4.8	2.1
UMass	4.2	2.1
Rhode Island	4.9	3.7

MORE SCHOOL RECORDS:

Taylor Heinicke's 56-yard pass to Reid Evans midway through the fourth quarter in week five's win over then #20 UMass was the longest in school history and the fourth 50+ passing touchdown in the Monarchs' young three year history.

50+yard Touchdown Receptions:

56 - Reid Evans from Taylor Heinicke - vs. #20 UMass - 10/1/11
 55 - Nick Mayers from Thomas DeMarco - vs. Monmouth - 9/26/09
 50 - Chris Lovitt from Thomas DeMarco - vs. Savannah St. - 11/6/10
 50 - Marquel Thomas from Thomas DeMarco - vs. Chowan - 9/5/09

RINSE. REPEAT:

The Monarchs have had a player with two touchdown receptions in a game three times this season. With a pair of catches in the end zone against the Rams last weekend, it marked the second time Larry Pinkard has had two touchdown receptions in a game, also doing so in week five's win over UMass. Nick Mayers also had a pair of touchdown receptions against the Minutemen in week five as well.

A TOUGH PLACE TO PLAY:

The Monarchs picked up a win in a place that's been tough to win for Ram opponents. Entering last weekend's game, Rhode Island was 5-1 over their last six game at Meade Stadium. The Rams have also been known to provide the upset in the CAA as last year they picked up wins over #8 New Hampshire, #3 Villanova, and #19 UMass in 2010.

MORE NEWBIES:

Making first appearance for the Monarchs were true freshman running back Tyree Lee and quarterback Taylor Heinicke in the Monarchs' week five victory over then-#20 UMass. Heinicke started the entire second half of the game throwing for 119 yards and two touchdowns en-route to CAA Rookie of the Week honores. Lee finished the game with 11 carries for the 38 yards. ODU has had 10 true freshmen taking the field this season, which also includes offensive lineman Josh Mann, running back Lorenzo Smith, wide receiver Blair Roberts, long snapper Rick Lovato, as well as Jakwail Bailey, Mitch Castlebery, James Faircloth, and Neal Anthony Hale on special teams.

JERRY RICE AWARD WATCH LIST:

Redshirt freshman Eriq Lewis is among 15 freshmen comprising the first Watch List for the inaugural Jerry Rice Award. The Rice Award, presented by The Sports Network and sponsored by Fathead.com, will honor the outstanding freshman in the Football Championship Subdivision. The legendary Rice, who played in the FCS (then Division I-AA) at Mississippi Valley State, will present the award at the national awards banquet on Jan. 6 in Frisco, Texas. The new award allows Rice to join three other football legends whose names adorn the top individual awards in the FCS: the Walter Payton (FCS outstanding player) - of which quarterback Thomas DeMarco is a watch list honoree, Eddie Robinson (FCS coach of the year) awards, and the Buck Buchanan Award (FCS outstanding defensive player).

BLOCK THAT KICK:

Special teams now has 17 blocks to its credit in the last three seasons, including five already in the 2011 season, which according to an unofficial poll of FCS schools are the second most blocks by a school this season. In their week five, Jakwail Bailey blocked a UMass punt that results in a safety, giving the Monarchs a 26-25 lead they would not relinquish late in the third quarter. For his efforts, Bailey was named the CAA Special Teams Player of the Week. The Monarchs have made a block in four of the last five contests.

2011 FCS LEADERS (total blocked kicks)

North Dakota.....	6 (4 FGs, 2 PATs)
Drake.....	6 (3 FG, 1 PAT, 2 Punt)
Dartmouth.....	6 (3 FGs, 2 PAT, 1 Punt)
Portland State.....	6 (2 FG, 4 Punts)
Old Dominion.....	5 (1 FG, 4 Punts)
Citadel.....	4 (4 Punts)
Jacksonville State.....	4 (1 FG, 2 PATs, 1 Punt)
Norfolk State.....	4 (3 FGs, 1 Punt)

The Monarchs also blocked a 48-yard Delaware field goal attempt, recording a block for its third consecutive contest.

In week three's game with Hampton true freshman James Faircloth blocked a Pirate punt resulting in Larry Pinkard returning the ball five-yards for a touchdown to open up the fourth quarter in the 45-42 victory. It was the third time in the two-game series with the Pirates that ODU has blocked a punt attempted by Hampton.

In week two's 40-17 win at Georgia State, Alex Arain blocked his second career punt that was picked up by Blair Roberts and returned for a touchdown. Additionally, Paul Morant blocked a punt in the victory.

HOME/AWAY:

Old Dominion is currently 13-4 all-time and 3-0 this season at Foreman Field at S.B. Ballard Stadium following its 48-33 win over then-#20 Massachusetts in week five. The Monarchs have won six straight at home with their last loss occurring on Oct. 9th in a 50-37 setback to Cal Poly. In their last road outing, a 31-23 victory over Rhode Island, ODU improved to 9-2 all-time on the road. ODU's last road loss was a 27-17 setback at #6/7 Delaware on Sept. 24 of this season after having won seven straight away from the friendly confines of Foreman Field at S.B. Ballard Stadium. Prior to the Blue Hen loss, the Monarchs last loss on the road was a 34-29 setback at Fordham on Oct. 3, 2009.

PLAYING THE RANKED TEAMS:

Towson will be the fifth ranked team the Monarchs will have faced in its three-year history. Old Dominion has faced #12/13 William & Mary (L, 17-21) on September 18th, 2010, #14/16 Cal Poly (L, 37-50) on October 9th, 2010 and #7/6 Delaware (L, 17-27) on September 24, 2011. The win over the then-#20 Minutemen (W, 48-33) was the Monarchs' first over a Top 25 opponent in four tries.

Also testing the Monarchs in their first season of competition in the CAA will be #13 James Madison, #16/15 William & Mary, and #20/25 Richmond.

UPDATING THE NUMBERS - POST RHODE ISLAND:

Craig Wilkins has his first interception of the season and fifth of his career. Eriq Lewis also had an interception late in the fourth quarter to help wrap up the game for the Monarchs. It was Lewis' second interception of the year. Larry Pinkard had his fourth and fifth touchdowns and third and fourth receiving scores of the season. Wide receiver Nick Mayers had his 10th touchdown of his career and third of the 2011 season.

WIN STREAK SNAPPED:

With the 27-17 loss to Delaware in the Monarchs' CAA debut in week four, Old Dominion saw it's FCS leading eight-game win streak come to an end. The Monarchs had not lost a game prior to the Blue Hen loss since a 50-37 setback to Cal Poly on October 9, 2010. ODU does have another win streak going though. The Monarchs have won five straight games at home dating back to the loss to the nationally ranked Mustangs.

FUMBLE TO POINTS:

Chris Lovitt's fumble recovery in week four's contest with Delaware was his first and only the Monarchs' second fumble recovery that has led to a touchdown. Marquis Johnson had a fumble recovery that led to a score in ODU's loss at Fordham in 2009 recovering the ball in the end zone following a punt by the Rams.

TWO-MINUTE DRILL:

Head coach Bobby Wilder has compared ODU's scoring drives to "two-minute drills" since that's usually how fast the Monarchs score once they have the ball. Old Dominion averaged roughly 2:25 to score against Hampton in week three. Against Georgia State in week two, the Monarchs' scoring drives roughly lasted 2:46. Against Campbell in week one, the average Monarch scoring drive was 1:50.

RAIN, RAIN GO AWAY:

It was only the third game in their 28-game history the Football Monarchs have encountered inclement weather in its 45-42 week three-win over Hampton. In 2009 ODU defeated Campbell, 28-17, on an overcast and drizzling October 17, 2009 afternoon at Foreman Field while a comeback against Fordham fell short, 34-29, at a soggy Jack Coffey Field on Oct 3, 2009.

FUMBLE, FUMBLIA, FUMBLEROOKSI:

Old Dominion had four forced fumbles and a pair of fumble recoveries in week three's win over Hampton. The four forced fumbles, which included a pair by senior defensive end Edmon McClam, were the most by the Monarchs in their three-year history.

ANOTHER IT'S A MOST MOMENT:

Redshirt junior linebacker and co-captain Craig Wilkins led the ODU defense with 17 tackles against Hampton in week three replacing his previous high of 11 stops in last year's game with nationally-ranked Cal Poly. Its also a new record for stops by a Monarch defender in a game, replacing the previous of 14 by Ronnie Cameron in last year's season finale at N.C. Central. Only seven other defenders in the FCS have made more stops than Wilkins in a single game this season.

FLYING THROUGH THE UPRIGHTS:

Jarod Brown had a 51-yard field goal in the opening ODU drive at Georgia State in week two as well as a 45-yarder. His 51-yard field goal capping off the Monarchs' ODU opening drive was the longest in school history. He surpasses his previous high of 48 at N.C. Central in last year's season finale.

OPENING WITH A BANG:

And no, we're not talking about the howitzer you hear being shot off before the Monarchs run onto Foreman Field. Old Dominion scored on its opening drive twice this season and 15 times in the 27 game history of the program. Jarod Brown opening scoring in last week's UMass game with a 43-yard field goal and also drilled a school record 51-yard field goal to open up scoring in week two's 40-17 win at Georgia State.

I-N-T:

The Monarchs had three interceptions in its win over Georgia State in week two - Devon Simmons, Eriq Lewis, and Carvin Powell. The three int's were second most in school history. The school record is four against Presbyterian on Oct. 10, 2009.

COMING BACK AT YOU:

Devon Simmons captured a 32-yard interception return in the second quarter in week two's contest at Georgia State. It was Simmons' fifth interception, having had four in the inaugural season in 2009. It ties for the fourth longest interception return. Simmons's longest was a 37-yard interception return against Hampton, last season.

IT'S OKAY, YOU CAN SCORE FIRST:

The Hampton Pirates struck first in the Monarchs' week three contest, the seventh time overall and second time this season the opponents have scored first in the Monarchs' 28-game history. However all seven times ended in victory for the Monarchs including this year's season opener with Campbell, 2010 games with Monmouth, Georgia State, and VMI, as well as 2009 contests with Jacksonville and Presbyterian.

IMPRESSIVE DEBUT:

Wide receiver Antonio Vaughan finished his Monarch debut with 191 all-purpose yards (30 rush, 97 rec., 48 kick return, 16 punt return), the third highest total in the Monarchs' young history. Only Thomas DeMarco (224 yds. vs. N.C. Central - 2009) and Colby Goodwyn (356 yds. vs. Cal Poly - 2010) have had more. Vaughan gave ODU the 28-7 edge with 4:36 remaining in the second quarter, with his first career touchdown. He had his second touchdown on the play following a fumble forced by Keenan Terry and recovery by John Darr in the third quarter.

FIRST SCORING OF THE YEAR:

Kai Blanco scored the first ODU touchdown of the 2011 season. It was his third touchdown of his career. He also had scores against William & Mary and VMI last season. Other first touchdowns of the season came by Marquel Thomas in 2009 and Prentice Gill in 2010 versus Jacksonville.

WELCOME NEWBIES

While the coaching staff has been excited about a veteran team taking the field for the 2011 inaugural CAA season, you can't forget about the newcomers who are making an impact already after week one. 19 Monarchs took their first snaps in the 41-14 win over Campbell in week one and among them were a trio of starters in redshirt freshmen wide receiver Antonio Vaughan, running back Angus Harper and safety Eriq Lewis. Vaughan received CAA Rookie of the Week honors after collecting 191 all-purpose yards and two touchdowns and making six catches for 97 yards and two touchdowns. Harper ran the ball 10 times for 28 yards and a touchdown. Lewis made four tackles and had a pass break-up. Also getting into the mix were true freshman Josh Mann, a local product from nearby Virginia Beach and Ocean Lakes High School, who played at right guard and Lorenzo Smith, who lead the rushing corps with 14 carries for 65 yards. Smith had only been a member of the running back crew for the last two weeks of preseason after moving from cornerback during preseason camp due to the injury to Mario Crawford. Through week four, 21 true or redshirt freshmen have taken snaps for the Monarchs.

MORE PEOPLE WATCH THE MONARCHS WIN:

A new attendance mark was set in the Monarchs' home opener against Campbell in week one thanks to new seats in the loge level of the Ainslie Game Day Building. 19,818 people were in attendance to witness the Monarchs' 41-14 victory over the Camels.

SOLD OUT:

The Old Dominion University football program begins its third season of competition and its first as an official member of the Colonial Athletic Association this fall, and for the third consecutive year the Monarchs have sold through their season ticket allocations at Foreman Field at S.B. Ballard Stadium.

Since starting football in 2009, Old Dominion University has sold out of all available season tickets, setting national attendance records for start-up Football Championship Subdivision programs. The Monarchs ranked fourth in both accumulated and average attendance in 2010 and a total of 296,766 fans have entered through the turnstiles in the 23-games played at Foreman Field the last three seasons.

ODU fans purchased more than 14,000 season tickets for the 2011 season, with 400 of those tickets sold to 140 members of the football waiting list. The waiting list, created in 2009, currently has 1,710 members who are the first group contacted when season tickets become available.

WELCOME TO THE CAA:

Entering its inaugural season in the CAA, the ODU Football Monarchs were picked 10th in the conference's Preseason Poll announced at CAA Football Media Day at M&T Bank Stadium in Baltimore, Md.

2011 CAA FOOTBALL PREDICTED ORDER OF FINISH (first-place votes)

1. William and Mary (12)
2. James Madison (4)
3. Delaware (2)
4. New Hampshire (2)
5. Massachusetts (1)
6. Richmond
7. Villanova
8. Rhode Island (1)
9. Maine
10. Old Dominion
11. Towson

JOB WELL DONE:

Old Dominion football Coach Bobby Wilder has announced four promotions on his coaching staff this preseason. Dealton Cotton has been elevated to Assistant Head Coach, Keita Malloy has added the title Pass Game Coordinator, Ron Whitcomb will serve as the Monarchs' Recruiting Coordinator, and Jarod Dodson will add Assistant Defensive Coordinator to his duties.

PAYTON AWARD:

Old Dominion quarterback Thomas DeMarco is a nominee for the Walter Payton Award for the Football Championship Subdivision's (FCS) top individual honor. The Payton Award will celebrate its 25th anniversary this season and be presented to the FCS' outstanding player at the national awards banquet Thursday night, Jan. 5 in Frisco, Texas.

The initial 2011 Watch List included 11 quarterbacks. Joining DeMarco on the list are seniors DeAndre Presley of Appalachian State, Casey Therriault of Jackson State, Mike Brown of Liberty, B.J. Coleman of Chattanooga, Josh McGregor of Jacksonville, Bo Levi Mitchell of reigning FCS champion Eastern Washington and Tirrell Rennie of Northern Iowa, juniors Casey Brockman of Murray State, and Brad Sorensen of Southern Utah, and sophomore DeNarius McGhee of Montana State.

Also included on the list were senior running backs Jonathan Grimes of William & Mary, Mike Mayhew of North Carolina A&T and D.J. McNorton of North Dakota State, as well as junior Jamaine Cook of Youngstown State and sophomores Nate Eachus of Colgate and Andrew Pierce of Delaware along with junior fullback Eric Breitenstein from Wofford.

The Watch List also includes two wide receivers, Liberty senior Chris Summers and Eastern Washington junior Brandon Kaufman.

Entering the 2011 inaugural Colonial Athletic Association (CAA) season, the Monarch signal caller has already garnered some preseason attention. DeMarco is a Preseason Honorable Mention All-American by the Consensus Draft Services and was named to the College Football Performance Awards Quarterbacks Watch List in addition to be listed as one of the Top FCS Quarterbacks by The Sports Network.

A member of the Walter Payton Watch List for the second straight season, DeMarco averaged 250.5 yards passing per contest including passing for a career-high 407 yards at Monmouth. He also passed for over 300 yards against Jacksonville and #14/16 Cal-Poly and threw for a career-high four touchdowns in games at Campbell, at Monmouth, and vs. #14/16 Cal Poly. On the ground, the two-year starting Monarch QB ran for 423 yards and a team-leading eight touchdowns as the Monarchs' second leading rusher. He averaged 38.5 yards rushing per game, running for a pair of touchdowns at Hampton and versus Savannah State.

GOOD WORK RONNIE CAMERON:

Old Dominion defensive tackle Ronnie Cameron was among the record 132 nominees announced for the 2011 Allstate AFCA Good Works Team®. The award recognizes the selfless contributions to volunteerism and community service made by college football student-athletes across the nation.

This year marks the program's 20th year honoring college football players at all levels of competition who stand out for their "good works" in the community. Since 1992, selection to the Allstate AFCA Good Works Team® has become the gold standard for off-the-field character and leadership for college football players. The honor is widely considered the sport's pre-eminent community service award.

Entering last season as a "Transfer to Watch" by the Sports Network after joining the ODU program from Hofstra, Cameron started all 11 games at tackle for the Monarchs and ended the year second on the ODU defense with 72 tackles (28 solo, 44 assisted). The Second Team All-State honoree was tied for eighth among FCS defenders in tackles for loss, averaging 1.73 TFL's a game and was second on the squad with 5.5 sacks. Cameron also led ODU with eight QB hurries, captured forced fumbles against VMI and N.C. Central and had a career-high 14 stops in the season finale at N.C. Central.

Away from the field, Cameron is active in the numerous Monarch Reachout programs including the annual National Marrow Donor Registry and the annual "Little Feet Meet" with ODU Special Olympics and has also participated in activities with the Make-A-Wish Foundation of Greater Virginia and the summer clinic with the Boys & Girls Club of Southeast Virginia. Cameron has also served as a volunteer at the United Methodist Church, homeless shelters and at the Westbury Recreation Center and volunteered at Leesville Middle School and Larchmont Recreation Center.

A Dean's List student, Cameron finished his undergraduate degree in three years and is currently working towards his MBA. In addition to being a captain of the ODU Football Monarchs, he is also a member of the ODU MBA Association and is a recipient of the Luke Hillier Endowment for academic and athletic success. Cameron also helped led, organize, and was a keynote speaker at the third annual Black Male Summit.

FIRST MONARCH NFL SIGNEE:

Former Old Dominion defensive end Deron Mayo signed a free agent contract with the National Football League's Denver Broncos becoming the first Monarch to do so.

Mayo's impact at Old Dominion was immediate from the time he set foot on campus. Choosing to play his final season of collegiate football at ODU after Hofstra University disbanded its program, Mayo was named a "Transfer to Watch" by the Sports Network and in a vote by his teammates, was named a Co-Captain, showing their respect for the defensive end with Mayo not even having played a game in the Monarch uniform.

In 2010, Mayo was third on the ODU defense making 70 tackles and made five or more stops in 10 of the Monarchs' 11 games. He led the Monarchs in sacks, was second on the team in tackles for loss, forced a team-leading three fumbles, recorded a team second-best seven QB hurries, and tied for third among teammates with three pass break-ups. As a member of the special teams unit, Mayo blocked two kicks, including a punt at Hampton resulting in a Monarch score.

Mayo was released by the Broncos on Aug. 29.

TO THE MAX:

When the Monarchs reported to preseason camp on Aug. 7th, the roster was at the NCAA maximum for the first time in the ODU program's history as 95 Football Monarchs reported.

RISE AND SHINE:

Here's a list to show how early the Monarchs have scored over the last three years.

<u>Time Remaining</u>	<u>1st Quart.Opponent</u>	<u>Date</u>
13:53	Savannah State	11/6/10
13:40	Cal Poly	10/9/10
13:24	Fordham	10/3/09
13:05	Monmouth	9/26/09
12:42	Chowan	9/5/09
12:15	Georgia State	9/10/11
12:19	Campbell	10/17/09
11:58	Virginia Union	9/12/09
11:20	VMI	11/21/09
11:12	Georgetown	10/31/09
10:59	N.C. Central	11/7/09
10:56	Gardner-Webb	10/2/10
10:51	Campbell	9/11/10
10:44	Savannah State	10/24/09
10:38	Hampton	10/30/10
10:10	Rhode Island	10/8/11
9:57	Jacksonville	9/4/10
9:39	N.C. Central	11/20/10
8:25	Campbell	9/3/2011
8:16	VMI	11/13/10

ADDING FOOTBALL:

Old Dominion is just one of a handful of programs that have brought football to their campuses the last few years. Here are some recent start-up programs:

School:	FCS/FBS:	Conference:	Year Starting:
Georgia State	FCS	CAA	2010
Lamar	FCS	Southland	2010
South Alabama	FCS	Independent	2010
	FBS	Sun Belt	2014
UT-San Antonio	FCS	Independent	2011
	FBS	Sunbelt	2014
Charlotte	FCS	TBA	2013
Mercer	FCS	Pioneer	2013
Stetson	FCS	Pioneer	2013

START-UP SUCCESS:

Here is a look at schools that have started football programs over the last few years:

YEAR ONE:

School:	FCS/FBS:	Year Started:	First Season:
South Alabama	FCS	2010	10-0 *
Old Dominion	FCS	2009	9-2
Robert Morris	FCS	1994	7-1-1
Coastal Carolina	FCS	2003	6-5
Georgia State	FCS	2010	6-5
FIU	FBS	2002	5-6
South Florida	FBS	1997	5-6
Lamar	FCS	2010	5-6
Florida Atlantic	FBS	2001	4-6
Jacksonville	FCS	1998	4-5
Bryant	FCS	1999	3-6
Campbell	FCS	2008	1-10

(* - Six game against non-Division I opponents)

YEAR TWO:

School:	FCS/FBS:	Year Started:	Second Season:
Coastal Carolina	FCS	2004	10-1
Old Dominion	FCS	2010	8-3
South Florida	FBS	1998	8-3
Robert Morris	FCS	1995	6-4
Bryant	FCS	2000	5-5
Campbell	FCS	2009	3-8
Jacksonville	FCS	1999	3-6
Florida Atlantic	FBS	2002	2-9
FIU	FBS	2003	2-10

YEAR THREE:

School:	FCS/FBS:	Year Started:	Third Season:
Coastal Carolina	FCS	2005	9-2
South Florida	FBS	1999	7-4
Robert Morris	FCS	1996	9-2
Bryant	FCS	2001	7-2
Campbell	FCS	2010	3-8
Jacksonville	FCS	2000	3-8
Florida Atlantic	FBS	2003	11-3
FIU	FBS	2004	3-7

HISTORY IN THE MAKING:

The Monarchs made history on September 5th when a three-year dream became a reality. On May 31, 2006, the ODU board of visitors voted to add football and 1,293 days later, the Monarchs kicked off their first season of Division I FCS play. ODU played an 11-game schedule, including seven home dates at the \$24.8 million renovated Foreman Field at S.B. Ballard Stadium. The schedule was a mix of both D-II and D-I FCS opponents to help the Monarchs transition into not only its first year of football, but also to get ready for entering the Colonial Athletic Association (CAA) in 2011, the toughest FCS conference in the nation.

12th MONARCH MOMENTS:

There may be 11 Monarchs on the field, but the 12th Monarch is in the stands. Thanks to all the noise of being "Loud and Proud" from the 12th Monarchs at Foreman Field at S.B. Ballard Stadium, the opposition was charged with 51 in 2010 and 41 in 2009.

2009 12th Monarch Stats:

Chowan:Seven Penalties
 Virginia Union: ...Eight Penalties
 Monmouth: Three Penalties
 Presbyterian: Four Penalties
 Campbell:Eight Penalties
 Georgetown: Five Penalties
 N.C. Central: Six Penalties

2010 12th Monarch Stats:

Jacksonville Penalties
 William & Mary Penalties
 Gardner-Whitman Penalties
 Cal. Poly.: Seven Penalties
 Georgia State Penalties
 Savannah Penalties
 VMI:.....Eight Penalties

2011 12th Monarch Stats:

Chowan: Six Penalties
 Hampton:.....Ten Penalties
 UMass Eleven Penalties

TV MOMENTS:

Listed below is the Monarchs 2011 schedule, with game times and TV broadcast carriers.

Date:	Opponent:	Kick-Off:	Broadcast Carrier:
9/3	Campbell	6 p.m.	Monarch Media
9/10	at Ga. State	Noon	CSS, TCN, CSN-NE, CSN*
9/17	Hampton	6 p.m.	Monarch Media, Cox 11, CSN**
9/24	at Delaware	Noon	TCN, CSN-NE, Cox 11
10/1	UMass	7 p.m.	Cox 11, Cox NOVAA, Roanoke, TCNMA
10/8	at Rhode Island	Noon	radio only
10/15	Towson	3:30 p.m.	Monarch Media
10/24	at Villanova	3:30 p.m.	radio only
10/29	James Madison	Noon	CSN
11/5	Richmond	2 p.m.	Monarch Media
11/12	at William and Mary	Noon	Cox 11, Cox NOVA, Roanoke, CSN

*CSN + seen locally on Cox 11 in Hampton Roads

**tape delay to air on 9/17 at approximately 10 p.m., or following the Washington Nationals broadcast on Cox 11. Tape delay on CSN on 9/19 at 7 p.m.

TCN - The Comcast Network/ CSN-NE - Comcast Sports Network New England

Cox NOVA - Northern Virginia/TCNMA - The Comcast Network Mid Atlantic/CSN - Comcast Sports Network

The Polls

The Sports Network Poll Top 25

1. Georgia Southern Eagles (132).....	5-0.....	4,090.....	1
2. Northern Iowa Panthers (24).....	4-1.....	3,957.....	2
3. Montana State Bobcats (2).....	5-1.....	3,679.....	3
4. North Dakota State Bison (6).....	5-0.....	3,661.....	4
5. Wofford Terriers (2).....	4-1.....	3,502.....	5
6. New Hampshire Wildcats.....	4-1.....	3,331.....	6
7. Appalachian State Mountaineers.....	3-2.....	2,954.....	8
8. Lehigh Mountain Hawks.....	5-1.....	2,728.....	10
9. Delaware Blue Hens.....	4-2.....	2,633.....	13
10. Sam Houston State Bearkats.....	5-0.....	2,628.....	11
11. Jacksonville State Gamecocks.....	4-1.....	2,393.....	12
12. Maine Black Bears.....	4-1.....	2,214.....	19
13. James Madison Dukes.....	4-2.....	2,203.....	7
14. Montana Grizzlies.....	4-2.....	1,978.....	16
15. South Dakota Coyotes.....	4-2.....	1,666.....	18
16. William & Mary Tribe.....	3-3.....	1,361.....	9
17. Towson Tigers.....	4-1.....	1,353.....	25
18. Old Dominion Monarchs.....	5-1.....	1,316.....	21
19. Tennessee Tech Golden Eagles.....	4-1.....	898.....	23
20. Richmond Spiders.....	3-3.....	757.....	14
21. Indiana State Sycamores.....	4-2.....	726.....	17
22. McNeese State Cowboys.....	3-2.....	702.....	15
23. North Dakota Fighting Sioux.....	4-2.....	460.....	NR
24. Alabama State Hornets.....	5-1.....	445.....	NR
25. Jackson State Tigers.....	5-1.....	306.....	NR

Others Receiving Votes: Norfolk State 290, Southern Illinois 243, Chattanooga 211, Coastal Carolina 182, **Massachusetts 160**, Southern Utah 132, Sacramento State 128, Texas State 121, San Diego 65, Portland State 62, Liberty 61, Samford 44, Elon 44, Harvard 34, Central Arkansas 33, Yale 32, South Carolina State 31, Hampton 19, Furman 19, South Dakota State 17, Eastern Washington 13, Weber State 12, UT Martin 11, Cal Poly 8, Stony Brook 8, Albany 8, Western Illinois 6, Brown 5, Drake 3, Penn 3, Eastern Kentucky 1, North Carolina A&T 1, UC Davis 1, Jacksonville 1.

FCS Coaches Poll Top 25

1. Georgia Southern Eagles (26).....	5-0.....	698.....	1
2. Northern Iowa Panthers (2).....	4-1.....	666.....	2
3. Montana State Bobcats.....	5-1.....	641.....	3
4. Wofford Terriers.....	4-1.....	610.....	4
5. North Dakota State Bison.....	4-0.....	597.....	5
6. New Hampshire Wildcats.....	4-1.....	556.....	7
7. Appalachian State Mountaineers.....	3-2.....	515.....	8
8. Delaware Blue Hens.....	4-2.....	470.....	11
9. Lehigh Mountain Hawks.....	5-1.....	447.....	10
10. Jacksonville State Gamecocks.....	4-1.....	419.....	12
11. Montana Grizzlies.....	4-2.....	394.....	14
12. Sam Houston State Bearkats.....	5-0.....	392.....	15
13. James Madison Dukes.....	4-2.....	366.....	6
14. South Dakota Coyotes.....	4-2.....	307.....	18
15. William & Mary Tribe.....	3-4.....	293.....	9
16. Maine Black Bears.....	4-1.....	224.....	NR
17. McNeese State Cowboys.....	3-2.....	193.....	13
18. North Dakota Fighting Sioux.....	4-2.....	182.....	20
19. Tennessee Tech Golden Eagles.....	4-1.....	172.....	21
20. Coastal Carolina Chanticleers.....	4-1.....	140.....	24
21. Indiana State Sycamores.....	4-2.....	118.....	19
22. Old Dominion Monarchs.....	5-1.....	116.....	NR
23. Towson Tigers.....	4-1.....	96.....	NR
24. Jackson State Tigers.....	5-1.....	85.....	25
25. Richmond Spiders.....	3-3.....	82.....	16

Others Receiving Votes: Southern Illinois (80); Harvard (26); Chattanooga (23); South Dakota State (22); Norfolk State (20); Alabama State (18); Southern Utah (16); Sacramento State (13); **Massachusetts (9)**; San Diego (9); Illinois State (8); Liberty (8); Jacksonville (7); Eastern Washington (6); Texas State-San Marcos (6); Elon (2); Albany (1).

Preseason Honors

Walter Payton Watch List:

Thomas DeMarco, QB

Lindy's Preseason All-FCS Team:

Jonathan Plisco, P, Second Team

Phil Steele Preseason All-Americans:

Jonathan Plisco, P, Second Team

Consensus Draft Services Preseason All-Americans:

Jonathan Plisco, P, Second Team
Thomas DeMarco, QB, Honorable Mention
Colby Goodwyn, KR, Honorable Mention

College Sports Madness Preseason All-Americans:

Jonathan Plisco, P, Second Team
Colby Goodwyn, KR, Third Team

College Football Performance Awards Watch Lists:

Colby Goodwyn, KR
Thomas DeMarco, QB
Prentice Gill, WR
Ronnie Cameron, DT
Craig Wilkins, LB
Jarod Brown, K
Jonathan Plisco, P

Phil Steele Preseason All-CAA:

Jonathan Plisco, P, First Team
Thomas DeMarco, QB, First Team
Ronnie Cameron, DL, First Team
Colby Goodwyn, KR, Second Team
Prentice Gill, WR, Second Team

College Sports Madness Preseason All-CAA Team:

Jonathan Plisco, P, First Team
Colby Goodwyn, KR, First Team
Thomas DeMarco, QB, First Team

Allstate AFCA Good Works Team® Nominee:

Ronnie Cameron

Sports Network Top 10 Quarterbacks:

Thomas DeMarco

Sports Network Special Teams To Watch:

Jonathan Plisco

Old Dominion Depth Chart

OFFENSE

QB	14	Taylor Heinicke	Fr.	6-1	190
	17	Thomas DeMarco	Sr-r.	5-11	200
RB	32	Angus Harper	Fr-r.	6-0	210
	33	Tyree Lee			
WR	4	Reid Evans	Jr-r.	5-10	175
	9	Larry Pinkard	Fr-r.	6-0	180
WR	5	Antonio Vaughan	Fr-r.	5-8	170
	7	Nick Mayers			
WR	1	Prentice Gill	Sr.	5-11	180
	81	Jakwail Bailey	Fr.	5-11	180
TE	83	Kai Blanco	Jr-r.	6-3	260
	88	Mitch Castleberry	Fr.	6-5	215
LT	76	Ryan Jensen	Sr-r.	6-5	300
	57	Robbie Duncan	Jr-r.	6-4	285
LG	77	David Born	So-r.	6-8	340
	70	Brandon Carr	Jr-r.	6-2	295
C	58	Jeremy Hensley	Sr.	6-1	290
	60	Josh Mann	Fr.	6-4	300
RG	57	Robbie Duncan	Jr-r.	6-4	285
	60	Josh Mann	Fr.	6-4	300
RT	73	Jack Lowney	So-r.	6-4	285
	61	Wes Moulton	Fr-r.	6-3	270

DEFENSE

END	97	Edmon McClam	Sr.	6-6	280
	48	Preston Smith	Fr-r.	6-2	250
NG	90	Chris Burnette	Jr-r.	6-4	280
	55	Eric Saylor	Jr-r.	6-2	285
TACKLE	96	Ronnie Cameron	Sr-r.	6-2	295
	54	Dominique Guinn-Bailey	Fr-r.	6-4	265
STUD (DE)	93	Chad King	Sr-r.	6-3	255
	40	B.J. McLaughlin	Jr-r.	5-11	230
ROVER (LB)	12	Craig Wilkins	Jr-r.	6-2	225
	98	Alex Johnson	So-r.	6-3	225
MIKE (LB)	34	J.J. Williams	Sr-r.	6-2	225
	51	Michael Colbert	Jr-r.	6-1	220
BACKER (LB)	6	Alex Arain	Jr-r.	6-4	220
	46	John Darr	So-r.	6-0	235
CB	28	Markell Wilkins	So-r.	5-9	165
	15	Aaron Evans	So.	5-9	185
CB	26	Eriq Lewis	Fr-r.	6-0	180
	42	Keenen Terry	So.	6-0	170
SS	10	Devon Simmons	Jr-r.	6-2	205
	20	Paul Morant	So.	6-0	195
FS	27	Carvin Powell	Jr.	6-1	205
	16	Fred Credle	Jr-r.	5-11	175

Specialists

PK	39	Jarod Brown	So-r.	5-11	205
	67	Dustin Burdick	Fr.	5-9	175
P	31	Jonathan Plisco	Jr-r.	6-0	205
	67	Dustin Burdick	Fr.	5-9	175
H	11	Nate Ong	Jr-r.	6-2	200
	17	Thomas DeMarco	Sr-r.	5-11	200
KR	15	Aaron Evans	So.	5-9	185
	5	Antonio Vaughan	Fr-r.	5-8	170
PR	5	Antonio Vaughan	Fr-r.	5-8	170
	4	Reid Evans	Jr-r.	5-10	170
LS	50	Rick Lovato	Fr.	6-2	225
	63	Kevin Marley	Fr.	5-10	255

2011 Recaps - Campbell

SEASON OPENING VICTORY: Football Monarchs Dominate Campbell, 41-14

NORFOLK, Va. -- Antonio Vaughan had 191 all-purpose yards and scored two touchdowns as Old Dominion dominated Campbell 41-14 Saturday night at S.B. Ballard Stadium.

Vaughan, in his Monarch debut, ran for 30 yards, picked up 97 yards receiving, and racked up 48 yards on kick returns. He caught a 43-yard pass from Thomas DeMarco on the first play of the game, and only improved from there as he scored on a 34-yard pass reception with four minutes remaining in the second quarter and later scoring on a 30-yard run to increase the Monarchs' lead to 38-7 with 10 minutes left in the third quarter.

Campbell scored first on a 15-yard pass from Braden Smith to Preston Dodson, capping an opening drive that saw the Camels cover nearly 60 yards. However, ODU came right back with a seven yard TD pass from DeMarco to Kai Blanco while defensively, ODU would only allow Campbell to gain three yards on their next drive and be pushed back for negative yardage on the following drive.

Angus Harper gave ODU its first lead with an 11-yard score while Demarco added a seven yard scamper before Vaughan's first score of the night.

Vaughan's first score of the night increased ODU's lead to 28-7 which it would take into halftime.

ODU came out of halftime and tacked onto the lead with a 32-yard field goal by Jarod Brown.

On the kickoff return following Brown's field goal, Keenen Terry forced the Camels' Brandon Chandler to fumble the ball with John Darr on the recovery setting up the Monarchs at the Campbell 30. On the next play DeMarco handed off the ball to Vaughan who tore 30-yards downfield for his second touchdown of the night.

Jordan Cramer caught a three-yard from Smith to get Campbell on the board in the second half, but it would be the only other time the Camels would score.

Brown added his second field goal of the night, with a 45-yarder to complete the scoring late in the third quarter.

DeMarco finished the night 29-of-38, for 310 yards with two touchdowns through the air, and one on the ground.

Lorenzo Smith led ODU with 14 carries for 65 yards on the ground while Harper had seven catches for 58 yards.

Ronnie Cameron led the defense with nine tackles and half a sack, with Devon Simmons making seven stops for the Monarch defense, and Chad King collecting six tackles, including 1.5 tackles for resulting in the Camels losing 11 yards.

Smith completed 20-of-40 passes for the Camels, for 172 yards and two scores.

OLD DOMINION 41, CAMPBELL 14 Foreman Field at S.B. Ballard Stadium • Norfolk, Va. September 5, 2011 • Attendance. 19,818

SCORE BY QUARTERS:

	1st	2nd	3rd	4th	Final
Campbell	7	0	7	0	14
Old Dominion	14	14	13	0	41

SCORING SUMMARY:

Q	Time	Play	Score
1st	10:23	C Dodon, Preston 15 yd pass from SMITH, Braden (WILLETS, Adam kick)	7 - 0
		9 plays, 59 yards, TOP 4:37	
	08:25	O Kai Blanco 7 yd pass from Thomas DeMarco (Jarod Brown kick)	7 - 7
1st		6 plays, 62 yards, TOP 1:50	
	00:37	O Angus Harper 11 yd run (Jarod Brown kick)	7 - 14
		7 plays, 47 yards, TOP 2:54	
2nd	08:49	O Thomas DeMarco 7 yd run (Jarod Brown kick)	7 - 21
		1 play, 12 yards, TOP 0:05	
	04:36	O Antonio Vaughan 34 yd pass from Thomas DeMarco (Jarod Brown kick)	7 - 28
2nd		8 plays, 72 yards, TOP 2:38	
	11:01	O Jarod Brown 32 yd field goal	7 - 31
		5 plays, 43 yards, TOP 1:29	
3rd	10:38	O Antonio Vaughan 30 yd run (Jarod Brown kick)	7 - 38
		1 play, 30 yards, TOP 0:12	
	06:53	C Cramer, Jordan 3 yd pass from SMITH, Braden (WILLETS, Adam kick)	14 - 38
3rd		7 plays, 46 yards, TOP 2:06	
	03:57	O Jarod Brown 45 yd field goal	14 - 41
		11 plays, 51 yards, TOP 2:49	

SCORING SUMMARY:

	CU	ODU
FIRST DOWNS	16	24
NET YARDS RUSHING	50	141
NET YARDS PASSING	181	365
TOTAL OFFENSE YARDS	231	506
PUNTS-YARDS	8-334	4-189
KICKOFFS-YARDS	3-162	8-488
Punt returns: Number-Yards-TD	0-0-0	6-45-0
Kickoff returns: Number-Yds-TD	7-177-0	3-48-0
Interceptions: Number-Yds-TD	2-19-0	1-12-0
Fumble Returns: Number-Yds-TD	0-0-0	0-0-0
Miscellaneous Yards	0	0
Possession Time	32:48	27:12
Third-Down Conversions	6 of 20	5 of 16
Fourth-Down Conversions	2 of 6	2 of 5
Red-Zone Scores-Chances	2-3	4-6
Sacks By: Number-Yards	2-11	5-30
PAT Kicks	2-2	5-5
Field Goals	0-0	2-2

INDIVIDUAL STATISTICS:

RUSHING: CAMPBELL-Smith, Carl 18-23; Odom, Kurt 3-18; Oates, C.J. 6-15; Dodson, Preston 1-9; TEAM 1-0; Cramer, Jordan 1-0; Wolf, Dakota 2-minus 7; SMITH, Braden 8-minus 8. Old Dominion-Lorenzo Smith 15-74; Antonio Vaughan 1-30; Angus Harper 10-28; Thomas DeMarco 9-13; TEAM 1-minus 4.

PASSING: CAMPBELL-Smith, Braden 20-40-1-172; Wolf, Dakota 1-1-0-9. Old Dominion-Thomas DeMarco 29-38-1-310; Nate Ong 3-5-1-55.

RECEIVING: CAMPBELL-DODSON, Preston 7-70; Jordan, H. 6-55; Murphy, Kelvin 2-10; Cramer, Jordan 2-8; Constantine, P. 1-15; Rogers, J. 1-12; Oates, C.J. 1-9; Hildreth, J. 1-2. Old Dominion-Angus Harper 7-58; Antonio Vaughan 6-97; Kai Blanco 4-52; Blair Roberts 3-55; Prentice Gill 3-38; Reid Evans 3-27; Larry Pinkard 3-16; Marquel Thomas 1-11; Jakwail Bailey 1-10; Dorian Jackson 1-1.

TACKLE LEADERS: CAMPBELL- Robinson, J. 3-8; Swinton, Jeff 6-3; Monroe, Steth 3-5; Price, Chris 1-7; Farris, Matt 3-4; Barnes, Terrell 1-6; Feliciano, Erik 4-2; Chandler, B. 3-3; Burris, Colten 3-2; Herring, Randel 1-4; Scott, Isaac 1-3; Bridges, Greg 2-1; Brown, Milton 2-1; Lynch, Taurean 0-3; Odom, Kurt 0-3; Old Dominion-Ronnie Cameron 3-6; Devon Simmons 2-5; Chad King 3-3; Craig Wilkins 2-4; Paul Morant 4-1; Carvin Powell 3-2; Chris Burnette 2-3; Alex Johnson 0-5; Eriq Lewis 3-1; Alex Arain 2-2; Fred Credle 0-4; J.J. Williams 0-4; D. Guinn-Bailey 2-1; Keenan Terry 2-1; John Darr 2-1; Edmon McClam 0-3; Markell Wilkins 1-1; T.J. Cowart 0-2; Nate Barnes 0-2; B.J. McLaughlin 0-2;

2011 Recaps - Georgia State

Football Monarchs Pounce Panthers, 40-17

NORFOLK, Va. -- ATLANTA, Ga. - The Old Dominion Monarchs won their seventh straight game with a 40-17 victory over future Colonial Athletic Association rival Georgia State at the Georgia Dome Saturday.

The win, ODU's seventh straight, improves the squad to 2-0 on the year.

Jarod Brown drilled a pair of field goals in the opening quarter giving Old Dominion a quick 6-0 edge. Brown's first field goal, a 51-yarder on the Monarchs' opening drive, was the longest of his career, surpassing his previous high of 48 in last year's season finale at N.C. Central.

Turnovers would result in Georgia State getting onto the scoreboard.

The Panthers' score came following ODU fumbling after a punt. While Georgia State recovered the ball at the ODU 15, the Monarch defense would not allow the Panthers to go on further than the nine-yard line forcing the Panthers to kick a field goal. Christian Benvenuto's attempt was good from 26-yards cutting the Monarch advantage with 6-3 with 6:07 remaining on the clock in the first quarter.

ODU quickly responded though. In just over two minutes, Colby Goodwyn punctuated a six-play, 32-yard drive to give the Monarchs' a 13-3 advantage heading into quarter number two.

Devon Simmons quickly returned possession back to the Monarchs following Goodwyn's touchdown. Simmons had a 32-yard interception return, but as the Monarchs' worked their way into the red zone, ODU fumbled the ball at their own one-yard line with the fumble return setting up the Panthers up at the Monarchs' own seven-yard line. Donald Russell finished off the drive to give GSU its first touchdown, cutting the ODU lead to 13-10 in the closing moments of the opening quarter.

Old Dominion's "All-Star" team lit up the scoreboard to start the second quarter. Paul Morant blocked the punt and freshman Blair Roberts recovered and ran into the end zone to put ODU ahead 20-10. It was ODU's 13th block in history.

Each team would add another touchdown before concluding the opening half of action. Georgia State cut the deficit to three, 20-17, with six minutes remaining in the second quarter on a run by Travis Evans. Then with just over two minutes, ODU wide receiver Reid Evans lifted ODU to a 27-17 lead heading into the half.

Old Dominion captured the lone points of the third quarter. Quarterback Thomas DeMarco registered the 27th touchdown of his career to cap an 87-yard drive by the Monarchs to give ODU a 33-17 edge with just under five minutes remaining in the quarter.

The Panthers threatened to score in the opening minutes of the fourth quarter. At the ODU 12 on second and nine, the Monarchs' managed to flip the field as Eriq Lewis captured his first career interception.

On the ensuing drive, Colby Goodwyn raced downfield for 50 yards, setting up DeMarco to punch in the ball from two yards out and add to the ODU margin. With just over 10 minutes remaining in the game, ODU led 40-17.

Before the game was over, Carvin Powell would add another interception to keep the Panthers scoreless in the second half.

Defensively, the Monarchs were led by Craig Wilkins with nine tackles (6 solo, 3 assisted) and John Darr with seven tackles (3 solo, 4 assisted). Ronnie Cameron also added a pair of sacks totaling 16 yards lost for the Panthers.

DeMarco finished the game completing 13 of his 21 attempts for 126 yards.

Goodwyn ended the game with 26 carries for 190 yards, the second most rushing yardage by a Monarch in the school's young history.

OLD DOMINION 40, GEORGIA STATE 17

Georgia Dome • Atlanta, Ga.

September 10, 2011 • Attendance. 11,701

SCORE BY QUARTERS:

	1st	2nd	3rd	4th	Final
Old Dominion	13	14	6	7	40
Georgia State	10	7	0	0	17

SCORING SUMMARY:

Q	Time	Play	Score
1st	12:15	O Jarod Brown 51 yd field goal	
		9 plays, 33 yards, TOP 2:45	3 - 0
	09:19	O Jarod Brown 45 yd field goal	
		6 plays, 33 yards, TOP 1:57	6 - 0
	06:07	G Benvenuto, C. 26 yd field goal	
	4 plays, 5 yards, TOP 1:33	6 - 3	
03:50	O Colby Goodwyn 4 yd run (Jarod Brown kick)		
	6 plays, 53 yards, TOP 2:08	13 - 3	
	00:29	G Russell, Donald 2 yd run (Benvenuto, C. kick)	
	2 plays, 7 yards, TOP 0:18	13 - 10	
2nd	12:16	O Blair Roberts 36 yd blocked punt return (Jarod Brown kick)	
			20 - 10
	06:00	G Evans, Travis 5 yd run (Benvenuto, C. kick)	
	8 plays, 55 yards, TOP 3:25	20 - 17	
02:09	O Reid Evans 8 yd pass from Thomas DeMarco (Jarod Brown kick)		
	3 plays, 19 yards, TOP 1:36	27 - 17	
3rd	04:27	O Thomas DeMarco 4 yd run (Jarod Brown kick failed)	
	8 plays, 86 yards, TOP 2:30	33 - 17	
4th	10:35	O Thomas DeMarco 2 yd run (Jarod Brown kick)	
	8 plays, 88 yards, TOP 3:13	40 - 17	

SCORING SUMMARY:

	ODU	GSU
FIRST DOWNS	16	16
NET YARDS RUSHING	282	85
NET YARDS PASSING	126	206
TOTAL OFFENSE YARDS	408	291
Fumbles: Number-Lost	3-2	1-0
Penalties: Number-Yards	6-52	7-64
PUNTS-YARDS	9-420	10-412
KICKOFFS-YARDS	8-525	4-208
Punt returns: Number-Yards-TD	5-54-1	7-85-0
Kickoff returns: Number-Yds-TD	4-81-0	8-174-0
Interceptions: Number-Yds-TD	3-47-0	0-0-0
Fumble Returns: Number-Yds-TD	0-0-0	1-93-0
Miscellaneous Yards	0	0
Possession Time	31:22	28:38
Third-Down Conversions	5 of 16	5 of 20
Fourth-Down Conversions	0 of 0	1 of 2
Red-Zone Scores-Chances	4-6	3-4
Sacks By: Number-Yards	4-26	1-8
PAT Kicks	4-5	2-2
Field Goals	2-2	1-1

INDIVIDUAL STATISTICS:

RUSHING: Old Dominion-Colby Goodwyn 24-184; Angus Harper 16-67; Lorenzo Smith 5-20; Thomas DeMarco 9-11. Georgia State-Evans, Travis 15-62; Russell, Donald 5-20; Lee, Parris 1-6; Wilson, Albert 1-1; Schlechter, Bo 13-minus 4.

PASSING: Old Dominion-Thomas DeMarco 13-21-0-126. Georgia State-Schlechter, Bo 9-27-1-147; Little, Drew 7-17-2-59.

RECEIVING: Old Dominion-Antonio Vaughan 4-27; Larry Pinkard 2-34; Prentice Gill 2-21; Reid Evans 2-13; Nick Mayers 1-20; Kai Blanco 1-6; Angus Harper 1-5. Georgia State-Wilson, Albert 4-53; Giles, Jordan 3-58; Lee, Parris 2-15; Ogbuehi, E. 2-11; Evans,

TACKLE LEADERS: Old Dominion-Craig Wilkins 6-3; Ronnie Cameron 5-3; John Darr 3-4; T.J. Cowart 4-2; Chad King 2-4; Paul Morant 3-1; J.J. Williams 2-2; Carvin Powell 3-0; Xavier Duckett 2-1; Aaron Evans 1-2; Eriq Lewis 2-0; Neal Hale 2-0; Markell Wilkins 2-0; Georgia State-Moody, Dexter 10-2; Demazio, S. 5-4; Barnes, Fred 5-2; Hall, Michael 3-3; Portee, A.J. 3-2; Muasau, Jake 3-2; Bilukidi, C. 3-2; Mallory, Q. 4-0; McClendon, Bren 3-0; Ferguson, R. 3-0; McKay, Allen 3-0; Matthews, D. 2-1; Woodard, T. 1-2; Fears, Jocquez 2-0; Hogan, Mark 1-1; Robinson, J. 1-1;

2011 Recaps - Hampton

Football Monarchs Hang On for 45-42 Win Over Hampton

NORFOLK, Va. -- Larry Pinkard returned a blocked punt five yards and Thomas DeMarco ran for two touchdowns in the last seven minutes as Old Dominion hung on to defeat Hampton 45-42 night in Norfolk.

With Penn falling to Lafayette, 37-12, Old Dominion now brings the nation's longest win streak among FCS schools to its first Colonial Athletic Association contest at Delaware next week. The Monarchs have won eight straight games dating back to its 50-37 set back to nationally ranked Cal Poly back on November 9th of last season. They also improved to 12-4 all-time and 2-0 this season at Foreman Field at S.B. Ballard Stadium and take a 20-5 record into their first conference contest.

The Hampton Pirates meanwhile dropped to 2-1 on the season.

ODU held a 17-14 halftime lead and quickly stretched the lead to 10 on a five-yard Angus Harper touchdown, but Hampton came right back, catapulted by a Justin Blake interception, with 13-straight points, two field goals by Taurean Durham and a 42-yard fumble return by Jeremy Jermin to take a 27-24 lead.

The Monarchs retook the lead as James Faircloth blocked a Jordan Stovall punt and Larry Pinkard returned it five yards for the 31-27 lead. It was the Monarchs' 15th blocked punt and the third time in the two meetings with the Pirates that ODU has blocked a punt.

The Pirates' Jorrian Washington gave Hampton the lead back briefly with a nine yard run, but DeMarco led ODU on two scoring drives, one a 14 play, 67-yard drive and the other a 10-yard drive after Edmon McClam sacked Hampton quarterback David LeGree and forced a fumble.

Hampton scored with just over a minute left, but the ensuing sides kick went out of bounds.

DeMarco finished the night 20-of-29 passing, with 172 yards, while rushing for 29 yards with two scores. Angus Harper and Colby Goodwyn comined to run for 199 yards, with Harper leading the way with 111 and two scores.

LeGree finished 25-of-35 passing for the Pirates for 260 yards with a touchdown. He also rushed for 66 yards and a score.

Defensively, the Monarchs were led by redshirt junior linebacker Craig Wilkins with 17 stops, while Chad King recorded eight tackles, and Eriq Lewis had seven. McClam also finished the night with a pair of sacks.

OLD DOMINION 45, HAMPTON 42 Foreman Field at S.B. Ballard • Norfolk, Va. September 17, 2011 • Attendance. 19,818

SCORE BY QUARTERS:

	1st	2nd	3rd	4th	Final
Hampton	0	14	13	15	42
Old Dominion	0	17	7	21	45

SCORING SUMMARY:

Q	Time	Play	Score
2nd	11:34	H CHISHOLM,Antwon 3 yd run (DURHAM,Taurean kick) 12 plays, 92 yards, TOP 4:05	7 - 0
	08:55	O Jarod Brown 42 yd field goal 8 plays, 55 yards, TOP 2:39	7 - 3
	06:48	H LEGREE,David 15 yd run (DURHAM,Taurean kick) 6 plays, 48 yards, TOP 1:58	14 - 3
	06:12	O Angus Harper 39 yd run (Jarod Brown kick) 2 plays, 51 yards, TOP 0:28	14 - 10
	00:20	O Colby Goodwyn 7 yd run (Jarod Brown kick) 13 plays, 80 yards, TOP 4:30	14 - 17
3rd	14:10	O Angus Harper 5 yd run (Jarod Brown kick) 3 plays, 50 yards, TOP 0:50	14 - 24
	07:46	H DURHAM,Taurean 32 yd field goal 8 plays, 32 yards, TOP 2:54	17 - 24
	03:01	H DURHAM,Taurean 37 yd field goal 8 plays, 33 yards, TOP 2:45	20 - 24
	01:53	H JERMIN,Jeremy 42 yd fumble recovery (DURHAM,Taurean kick)	27 - 24
4th	13:29	O Larry Pinkard 5 yd blocked punt return (Jarod Brown kick)	27 - 31
	10:44	H WASHINGTON,Jorr 9 yd run (DURHAM,Taurean kick) 8 plays, 73 yards, TOP 2:38	34 - 31
	06:50	O Thomas DeMarco 16 yd run (Jarod Brown kick) 14 plays, 67 yards, TOP 3:48	34 - 38
	03:41	O Thomas DeMarco 7 yd run (Jarod Brown kick) 2 plays, 10 yards, TOP 0:15	34 - 45
	01:36	H HICKS,Reginald 11 yd pass from LEGREE,David (HICKS,Reginald pass from LEGREE,David) 5 plays, 41 yards, TOP 1:56	42 - 45

SCORING SUMMARY:

	HAM	ODU
FIRST DOWNS	24	26
NET YARDS RUSHING	137	219
NET YARDS PASSING	260	172
TOTAL OFFENSE YARDS	397	391
Fumbles: Number-Lost	4-2	1-1
Penalties: Number-Yards	10-85	7-93
PUNTS-YARDS	4-152	5-208
KICKOFFS-YARDS	8-407	8-477
Punt returns: Number-Yards-TD	2-11-0	2-39-1
Kickoff returns: Number-Yds-TD	8-185-0	6-111-0
Interceptions: Number-Yds-TD	1-0-0	0-0-0
Fumble Returns: Number-Yds-TD	1-42-1	0-0-0
Miscellaneous Yards	0	0
Possession Time	31:12	28:48
Third-Down Conversions	7 of 15	7 of 16
Fourth-Down Conversions	0 of 1	1 of 2
Red-Zone Scores-Chances	6-6	4-4
Sacks By: Number-Yards	2-12	3-15
PAT Kicks	4-4	6-6
Field Goals	2-2	1-1

INDIVIDUAL STATISTICS:

RUSHING: Hampton-LEGREE,David 17-66; SCHWARTZ,Jeremi 6-23; McCLOUDE,Antoni 7-21; DIXON,Reginald 2-10; CHISHOLM,Antwon 8-9; WASHINGTON,Jorr 1-9; TEAM 1-minus 1. Old Dominion-Angus Harper 15-111; Colby Goodwyn 23-79; Thomas DeMarco 11-29.

PASSING: Hampton-LEGREE,David 25-35-0-260. Old Dominion-Thomas DeMarco 20-29-1-172.

RECEIVING: Hampton-BROWN,Javris 8-97; McCAIN,Dyrri 6-87; THOMAS,Isiah 4-45; CHISHOLM,Antwon 3-11; HICKS,Reginald 2-18; SCHWARTZ,Jeremi 2-2. Old Dominion-Reid Evans 6-57; Antonio Vaughan 5-49; Angus Harper 3-22; Larry Pinkard 2-27; Colby Goodwyn 2-6; Prentice Gill 1-7; Kai Blanco 1-4.

TACKLE LEADERS: Hampton-TYLER,Delbert 8-9; GIBSON,Lyndell 4-9; BLAKE,Justin 6-6; BUTTS,James 3-5; ROUTE,Destin 3-4; DAVIDSON,Ian 0-7; POOLE,Jawan 2-4; JERMIN,Jeremy 0-4; Old Dominion-Craig Wilkins 12-5; Chad King 4-4; Eriq Lewis 6-1; Edmon McClam 4-2; Keenan Terry 5-0; Ronnie Cameron 2-3; Alex Arain 2-2; Aaron Evans 2-1; J.J. Williams 1-2; Carvin Powell 1-2;

2011 Recaps - #7/6 Delaware

Football Fall To #7/6 Delaware In CAA Debut

NEWARK, Del. -- The Old Dominion Football Monarchs had their eight-game win streak snapped with a 27-17 loss at Delaware in their Colonial Athletic Association debut on Saturday at Tubby Raymond Field at Delaware Stadium.

The first quarter of CAA Football for the Monarchs was nothing short of exciting.

On Delaware's opening drive and the Blue Hens in Monarch territory at the ODU27, Eriq Lewis forced David Hayes to fumble and return possession back to the Monarchs with Carvin Powell coming up with the ball.

While Old Dominion did not score on its possession, the Monarchs' "All-Star Team", special teams, would end up putting the Monarchs on the board first.

The Blue Hens, who had outscored its opponents at home 35-0 in the first quarter, saw the Monarchs jump out to a 7-0 lead as Chris Lovitt returned a fumble made by the Blue Hen's punt team 18 -yards for a touchdown with 6:39 remaining in the first quarter.

As Delaware made its way downfield on their next drive, the Blue Hens attempted a 48-yard field goal, but the Monarchs' "All-Star Team" added another notch to its blocked kicks tally stopping Sean Baner's kick from going through the uprights and persevering ODU's 7-0 lead.

The momentum was shorted lived however as on the first play of ODU's ensuing drive, Thomas DeMarco's pass was intercepted. Delaware would find the uprights this time and score on a 40-yard field goal as Old Dominion led 7-3 at the end of the first quarter.

Delaware closed their deficit to one with Baner's second field goal of the afternoon, a 39-yard attempt with 9:13 left in the second quarter. Then as the second quarter was coming to close Nihja White capped of a 11-play, 64-yard-drive to put Delaware ahead 13-7 into the half.

The Blue Hens had a chance to add to the lead in the early minutes of the third quarter, however Baner's 25-yard attempt went wide right.

The Monarchs' followed by connecting on a field goal as Jarod Brown's attempt from 20-yards out was good and improved his mark to 6-of-6 for the year in field goals.

Baner had another crack at the uprights, as Delaware capitalizing a an ODU fumble at their own 20 in the closing seconds of the third quarter. With the drive continuing into the fourth quarter, Baner this time connected on a 20-yard attempt extending Delaware's lead to 16-10 entering the final quarter of play.

On the next drive, Old Dominion wasn't able to find its way past its own 23 and brought the punt team to the field. Plisco, who averaged 48.6 yards per punt in the game, ran the ball instead and continued the ODU drive. Back-to-back passes to Reid Evans , one 12-yards and another 28-yards, helped flip the field setting up freshman Antonio Vaughan for nine-yard reception, his second of the season.

Delaware punched right back though with a 60-kickoff return and followed with a Rob Jones 32-yard reception in the end zone. The Blue Hens made the two-point conversion and went ahead 24-17 with less than 10 minutes left in the game.

Old Dominion was four and out on its next drive and despite being able to move the chains twice on their next drive, the Monarchs were unable to get into Blue Hen territory.

Baner added a 43-yard field goal for Delaware in the closing minute for the final 27-17 margin.

DELAWARE 27, OLD DOMINION 17

Tubby Raymond Field at Delaware Stadium • Newark, Del.

September 24, 2011 • Attendance. 16,789

SCORE BY QUARTERS:

	1st	2nd	3rd	4th	Final
Old Dominion	7	0	3	7	17
Delaware	3	10	0	14	27

SCORING SUMMARY:

Q	Time	Play	Score
1st	06:39	O Chris Lovitt 18 yd fumble recovery (Jarod Brown kick)	7 - 0
	02:15	D Baner 40 yd field goal 8 plays, 26 yards, TOP 2:29	7 - 3
2nd	09:13	D Baner 39 yd field goal 9 plays, 41 yards, TOP 4:35	7 - 6
	00:42	D White 7 yd pass from Donnelly (Baner kick) 11 plays, 64 yards, TOP 1:43	7 - 13
3rd	04:09	O Jarod Brown 20 yd field goal 14 plays, 76 yards, TOP 5:01	10 - 13
4th	12:12	D Baner 20 yd field goal 7 plays, 18 yards, TOP 2:53	10 - 16
	09:50	O Antonio Vaughan 9 yd pass from Thomas DeMarco (Jarod Brown kick) 9 plays, 81 yards, TOP 2:14	17 - 16
	09:29	D Jones 32 yd pass from Donnelly (White pass from Donnelly) 1 play, 32 yards, TOP 0:08	17 - 24
	00:42	D Baner 43 yd field goal 6 plays, 16 yards, TOP 1:43	17 - 27

SCORING SUMMARY:

	ODU	UD
FIRST DOWNS	17	19
NET YARDS RUSHING	126	80
NET YARDS PASSING	207	304
TOTAL OFFENSE YARDS	333	384
Fumbles: Number-Lost	3-1	3-2
Penalties: Number-Yards	8-66	3-25
PUNTS-YARDS	7-340	5-218
KICKOFFS-YARDS	4-268	7-448
Punt returns: Number-Yards-TD	1-5-0	4-69-0
Kickoff returns: Number-Yds-TD	7-123-0	4-117-0
Interceptions: Number-Yds-TD	0-0-0	1-18-0
Fumble Returns: Number-Yds-TD	1-18-1	0-0-0
Miscellaneous Yards	30	0
Possession Time	27:05	32:55
Third-Down Conversions	4 of 17	5 of 17
Fourth-Down Conversions	2 of 4	0 of 1
Red-Zone Scores-Chances	2-2	2-3
Sacks By: Number-Yards	0-0	1-3
PAT Kicks	2-2	1-1
Field Goals	1-1	4-6

INDIVIDUAL STATISTICS:

RUSHING: Old Dominion-Colby Goodwyn 13-48; Thomas DeMarco 13-43; Jonathan Plisco 1-15; Angus Harper 3-11; Antonio Vaughan 1-9. Delaware-Hayes 20-66; Pierce 14-21; Donnelly 1-9; White 1-9; W. Davis 1-1; TEAM 1-minus 26.

PASSING: Old Dominion-Thomas DeMarco 23-46-1-207. Delaware-Donnelly 26-39-0-304.

RECEIVING: Old Dominion-Reid Evans 8-80; Nick Mayers 6-65; Prentice Gill 3-19; Colby Goodwyn 2-16; Antonio Vaughan 2-9; Larry Pinkard 1-9; Angus Harper 1-9. Delaware-White 7-117; Russo 5-38; Jones 3-60; Naugle 3-28; Hayes 3-19; Pierce 3-19; Schenauer 2-23.

TACKLE LEADERS: Old Dominion-J.J. Williams 5-5; Craig Wilkins 7-2; Carvin Powell 7-1; Eriq Lewis 6-1; Michael Colbert 4-3; Alex Arain 4-2; Chris Burnette 3-3; Devon Simmons 2-3; Markell Wilkins 2-2; Nick Mayers 1-2; Erik Saylor 1-2; Edmon McClam 0-3; Ronnie Cameron 0-3; Patrick Young 0-3; Aaron Evans 2-0; Chad King 1-1; Paul Morant 0-2; Jack Lowney 1-0; Neal Hale 0-1; D. Guinn-Bailey 0-1; Robbie Duncan 0-1; Nate Barnes 0-1. Delaware-WorriLOW 7-6; Callaway 4-6; Burley 4-4; Hawkins 4-2; A. Harrison 3-3; Atunrase 3-2; Jackson 3-1; Tunstall 2-2; Barr 2-2; Breaker 2-1; Hester 0-3; E. Clark 0-3; Olsen 2-0; C. Campbell 1-0; W. Davis 1-0; Lugo 1-0; James 1-0; Wallschleger 0-1.

2011 Recaps - #20 Massachusetts

WILD RIDE: ODU Scores 23-Straight to Pull Away, Tops No. 20 UMass 48-33

NORFOLK, Va. -- Old Dominion University football scored the first 25 points and after UMass took a 26-25 lead, scored 23-straight to take command and beat No. 20 UMass 48-33 Saturday night at S.B. Ballard Stadium.

Old Dominion established a quick 3-0 lead off a 43-yard field goal by Jarod Brown on its first drive of the night and would go on to rattle off 25 unanswered points and keep the Minutemen scoreless until the final two minutes of the second quarter.

Nick Mayers, who did not have a touchdown last season for the Monarchs, captured two during the Monarchs' 25-0 run, which included a 17-yard and 35-yard pass from Thomas DeMarco. Also getting into the scoring was Larry Pinkard posting his first career touchdown.

Massachusetts scored late in the second quarter for the 25-12 halftime margin.

Kellen Page connected with tight end Emil Igwegau to cap a 14-play, 80-yard drive for the Minutemen. Although UMass missed the extra point, on ODU's next drive, Demarco threw an interception to return possession to the Minutemen. Five plays later, UMass's Julian Talley was in the end-zone.

The Monarchs would have to look to a new signal caller in the second half when DeMarco was sidelined with a leg injury. True freshman Taylor Heinicke was inserted into the offense and the Georgia Old Spice Player of the Year would shine in his debut. Heinicke would finish the game connecting on eight of his 11 attempts for 119 yards and a pair of touchdowns.

The second half of action between the Monarchs and Minutemen proved to be a battle. The Minutemen racked up 149 yards of total offense in the third quarter alone including a pair of touchdowns to take the lead. Julien Julmiste had a 20-yard touchdown reception and Jonathan Hernandez added an eight-yard carry over the endline to give UMass a 26-25 edge with 5:30 in the third quarter.

However after UMass's 26 unanswered points, the Monarchs punched back with by blocking a punt and registering a safety and three touchdowns to regain the lead and the victory.

The Monarchs finally stopped the Minutemen scoring barrage blocking their fourth punt of the season. Jakwail Bailey was the member of the "All-Star Team" making the block in the endzone and capturing the safety to return the lead to Old Dominion, 27-26, and return momentum back to the Monarchs' side.

The fourth quarter then started with Heinicke connecting with Pinkard for an 38-yard touchdown reception. It was Pinkard's second touchdown of the night.

Then at the midway point, Reid Evans posted a 56-yard touchdown catch, the longest in school history to put ODU up 41-26. True freshman Tyree Lee also got into the mix with his first career touchdown with three minutes remaining in the game on a 13-yard run.

The Minutemen scored in the game's final minute, but the contest was already out of reach.

OLD DOMINION 48, #20 UMASS 33 Foreman Field at S.B. Ballard Stadium • Norfolk, Va. October 1, 2011 • Attendance. 19,818

SCORE BY QUARTERS:

	1st	2nd	3rd	4th	Final
UMass	0	12	14	7	33
Old Dominion	11	14	2	21	48

SCORING SUMMARY:

Q	Time	Play	Score
1st	11:22	O Jarod Brown 43 yd field goal 12 plays, 56 yards, TOP 3:38	0 - 3
	05:52	O Nick Mayers 17 yd pass from Thomas DeMarco (Jarod Brown rush) 7 plays, 56 yards, TOP 1:34	0 - 11
2nd	11:04	O Larry Pinkard 19 yd pass from Thomas DeMarco (Jarod Brown kick) 8 plays, 91 yards, TOP 2:25	0 - 18
	09:24	O Nick Mayers 35 yd pass from Thomas DeMarco (Jarod Brown kick) 4 plays, 42 yards, TOP 1:24	0 - 25
	02:30	M E. Igwenagu 10 yd pass from K. Pagel (B. Levensgood kick failed) 14 plays, 80 yards, TOP 3:45	6 - 25
	00:38	M J. Talley 6 yd pass from K. Pagel (K. Pagel pass failed) 5 plays, 59 yards, TOP 1:07	12 - 25
3rd	12:49	M J. Julmiste 20 yd pass from K. Pagel (B. Levensgood kick) 7 plays, 74 yards, TOP 2:11	19 - 25
	05:30	M J. Hernandez 8 yd run (B. Levensgood kick) 13 plays, 66 yards, TOP 5:02	26 - 25
	02:39	O Jakwail Bailey safety	26 - 27
4th	14:52	O Larry Pinkard 38 yd pass from Taylor Heinicke (Jarod Brown kick) 7 plays, 65 yards, TOP 2:40	26 - 34
	06:33	O Reid Evans 56 yd pass from Taylor Heinicke (Jarod Brown kick) 4 plays, 81 yards, TOP 1:40	26 - 41
	03:08	O Tyree Lee 13 yd run (Jarod Brown kick) 4 plays, 27 yards, TOP 2:05	26 - 48
	01:23	M M. Michel 11 yd pass from B. Hill (B. Levensgood kick) 6 plays, 61 yards, TOP 1:38	33 - 48

SCORING SUMMARY:

	UMASS	ODU
FIRST DOWNS	26	25
NET YARDS RUSHING	79	180
NET YARDS PASSING	344	338
TOTAL OFFENSE YARDS	423	518
Fumbles: Number-Lost	7-2	0-0
Penalties: Number-Yards	11-110	7-74
PUNTS-YARDS	4-145	5-215
KICKOFFS-YARDS	7-406	7-365
Punt returns: Number-Yards-TD	2-48-0	2-31-0
Kickoff returns: Number-Yds-TD	8-97-0	6-134-0
Interceptions: Number-Yds-TD	2-8-0	2-0-0
Fumble Returns: Number-Yds-TD	0-0-0	0-0-0
Miscellaneous Yards	0	0
Possession Time	31:18	27:56
Third-Down Conversions	6 of 16	6 of 14
Fourth-Down Conversions	3 of 5	1 of 1
Red-Zone Scores-Chances	5-6	3-3
Sacks By: Number-Yards	2-9	5-39
PAT Kicks	3-4	5-5
Field Goals	0-0	1-2

INDIVIDUAL STATISTICS:

RUSHING: UMASS-J. Hernandez 25-121; K. Pagel 2-8; J. Broadnax 3-3; E. Igwenagu 1-1; TEAM 1-minus 18; B. Hill 6-minus 36. Old Dominion-Colby Goodwyn 11-45; Antonio Vaughan 1-38; Tyree Lee 11-38; Thomas DeMarco 8-33; Taylor Heinicke 5-24; Angus Harper 1-3; Nick Mayers 3-1; TEAM 1-minus 2.

PASSING: UMASS-K. Pagel 25-40-2-245; B. Hill 7-10-0-99. Old Dominion-Thomas DeMarco 14-24-2-219; Taylor Heinicke 8-11-0-119.

RECEIVING: UMASS-E. Igwenagu 10-85; J. Talley 7-82; T. Gilson 6-72; J. Julmiste 4-51; J. Hernandez 2-31; R. Blanchflower 2-12; M. Michel 1-11. Old Dominion-Nick Mayers 6-78; Prentice Gill 4-88; Larry Pinkard 3-64; Colby Goodwyn 3-33; Reid Evans 2-60; Antonio Vaughan 2-18; Dorian Jackson 1-0; Tyree Lee 1-minus 3.

TACKLE LEADERS: UMASS-T. Holmes 6-6; P. McIntyre 0-11; K. Byrne 2-6; C. Hunte 1-7; C. Birt 3-4; T. Agnew 1-6; K. Nelms 2-4; A. Tharpe 3-2; Q. Smith 2-3; D. Thellen 2-2; C. Thompson 1-3; G. Clemons 1-3; B. Potvin 0-4; Old Dominion-Alex Arain 8-4; Devon Simmons 5-4; Craig Wilkins 2-7; J.J. Williams 2-6; Carvin Powell 5-1; Markell Wilkins 3-2; Eriq Lewis 2-3; Ronnie Cameron 2-3;

2011 Recaps - Rhode Island

FIRST CAA ROAD WIN: No. 21 ODU Defeats Rhode Island, 31-23

KINGSTON, R.I. -- The No. 21 Old Dominion Football Monarchs picked up their first win as a ranked squad and their first Colonial Athletic Association (CAA) road win in a 31-23 win over Rhode Island on Saturday at Meade Stadium.

The win improves ODU to 5-1 on the year and 2-1 in CAA action. The Rams meanwhile drop to 1-4 on the year and 0-2 in league play.

Monarchs wasted no time in establishing a lead. After four and out on their opening drive, it was only four plays before the Monarchs regained possession. Craig Wilkins' first interception of the year put the Monarchs in Ram territory and six plays later true freshman quarterback Taylor Heinicke scored his first career touchdown run to put ODU up 7-0 at the 10 minute mark of the opening quarter.

However, Rhode Island tied the game up a little under seven minutes later using a 15-play, 76-yard drive with Ram quarterback Steve Probst connecting with wide receiver Trevor Turner in the end zone to tie the game at 7-7.

Scoring continued for the Rams early in the second half with Probst finding Frazier for an 11-yard touchdown reception and Rhode Island taking a 14-7 lead within the second quarter's first two minutes.

Before the half, the Monarchs were able to tie the game at 14-14. After possession was traded seven times, it became the two-minute drill for the Monarchs. ODU made its way down field 68-yards capped by a seven-yard Larry Pinkard touchdown catch to tie the score heading into the locker room.

The Rams took the lead over to start off the third quarter. After a failed on-sides kick attempt by the Monarchs, the Rams started their first drive after the half at the ODU 38. Moments later, Anthony Baskerville ran the ball four yards over the end line. The Rams' PAT attempt was no good and ODU trailed 20-14.

On ODU's next possession, the Monarchs took back the lead. Pinkard made his second touchdown reception of the game giving the Monarchs a 21-20 edge with 9:57 left in the third quarter.

But just like that, a 38-yard field goal gave the Rams a 23-21 advantage with 6:46 left in the third quarter.

The Monarchs punched back though on their next possession. Nick Mayers, on a nine-yard pass from Heinicke, capped the 11-play, 62-yard drive to give ODU a 28-23 lead.

In the only scoring in the fourth quarter, Jarod Brown sailed a 22-yard field goal through the uprights for the final 31-23 margin.

Heinicke, making his first career start, passed for 205 yards and three touchdowns along with running the ball eight times, including a score. Angus Harper led the ground attack with 45 yards on 15 carries, while Mayers had eight catches for 66 yards and Reid Evans finished the afternoon with 60 yards on six receptions.

The Rams' Steve Probst passed for 143 yards and two touchdowns.

Defensively, the Monarchs were led by safety Carvin Powell and line-backer J.J. Williams, each with eight stops. All eight of Powell's tackles were solo stops. Linebacker Craig Wilkins added seven tackles, including 3.5 for loss as well as his interception.

OLD DOMINION 31, RHODE ISLAND 23 Meade Stadium • Kingston, R.I. October 8, 2011 • Attendance. 19,818

SCORE BY QUARTERS:

	1st	2nd	3rd	4th	Final
Old Dominion	7	7	14	3	31
Rhode Island	7	7	0	9	23

SCORING SUMMARY:

Q	Time	Play	Score
1st	10:10	O Taylor Heinicke 7 yd run (Jarod Brown kick)	
		6 plays, 28 yards, TOP 1:55	7 - 0
	03:25	R Migliarese 5 yd pass from Probst (Feinstein kick)	
		15 plays, 76 yards, TOP 6:38	7 - 7
2nd	13:11	R Frazier 11 yd pass from Probst (Feinstein kick)	
		8 plays, 59 yards, TOP 3:26	7 - 14
	00:22	O Larry Pinkard 7 yd pass from Taylor Heinicke (Jarod Brown kick)	
		10 plays, 68 yards, TOP 1:43	14 - 14
3rd	12:59	R Baskerville 4 yd run (Feinstein kick failed)	
		6 plays, 38 yards, TOP 2:01	14 - 20
	09:57	O Larry Pinkard 4 yd pass from Taylor Heinicke (Jarod Brown kick)	
		8 plays, 50 yards, TOP 2:54	21 - 20
	06:46	R Feinstein 38 yd field goal	
		8 plays, 57 yards, TOP 3:03	21 - 23
	01:56	O Nick Mayers 9 yd pass from Taylor Heinicke (Jarod Brown kick)	
		11 plays, 62 yards, TOP 4:30	28 - 23
4th	02:13	O Jarod Brown 22 yd field goal	
		11 plays, 33 yards, TOP 5:26	31 - 23

SCORING SUMMARY:

	ODU	URI
FIRST DOWNS	16	18
NET YARDS RUSHING	92	147
NET YARDS PASSING	205	166
TOTAL OFFENSE YARDS	297	313
Fumbles: Number-Lost	0-0	0-0
Penalties: Number-Yards	7-40	2-22
PUNTS-YARDS	6-292	6-231
KICKOFFS-YARDS	6-323	5-306
Punt returns: Number-Yards-TD	1-11-0	3-17-0
Kickoff returns: Number-Yds-TD	5-132-0	5-102-0
Interceptions: Number-Yds-TD	2-32-0	0-0-0
Fumble Returns: Number-Yds-TD	0-0-0	0-0-0
Miscellaneous Yards	0	0
Possession Time	31:13	28:47
Third-Down Conversions	8 of 18	7 of 15
Fourth-Down Conversions	2 of 2	0 of 0
Red-Zone Scores-Chances	5-5	4-4
Sacks By: Number-Yards	2-13	2-17
PAT Kicks	4-4	2-3
Field Goals	1-2	1-1

INDIVIDUAL STATISTICS:

RUSHING: Old Dominion-Angus Harper 15-45; Tyree Lee 14-36; Taylor Heinicke 8-13; Nick Mayers 1-2; Antonio Vaughan 1-0; TEAM 2-minus 3; Rhode Island-Probst 12-65; De. Johnson 12-38; Hurd 12-33; Baskerville 3-6; Bynum 1-5.

PASSING: Old Dominion-Taylor Heinicke 26-32-0-205. Rhode Island-Probst 18-24-2-143; Baskerville 1-2-0-23.

RECEIVING: Old Dominion-Nick Mayers 8-66; Reid Evans 6-60; Antonio Vaughan 5-46; Larry Pinkard 2-11; Prentice Gill 2-11; Angus Harper 1-6; Tyree Lee 1-5; Jakwail Bailey 1-0. Rhode Island-Abdullah 4-60; Johnson-Farrell 3-39; Morgan 3-36; Frazier 3-26; Migliarese 3-10; Baskerville 1-3; De. Johnson 1-minus 1; Hurd 1-minus 7.

TACKLE LEADERS: Old Dominion-Carvin Powell 8-0; J.J. Williams 3-5; Craig Wilkins 4-3; Chad King 5-0; Paul Morant 3-2; Chris Burnette 3-1; Devon Simmons 3-1; Keenan Terry 3-1; Alex Arain 2-2; John Darr 3-0; Ronnie Cameron 3-0; Eriq Lewis 3-0; Fred Credle 1-2; Michael Colbert 2-0; Edmon McClam 2-0; Aaron Evans 1-1; Nick Mayers 1-1; Markell Wilkins 1-0. Rhode Island-Zocco 7-5; Do. Johnson 8-1; McGinnis 6-3; White 6-2; Sheard 2-4; Shields 4-1; Rae 2-3; Dunbar 4-0; Dulany 1-3; Bogumil 2-0; Williams 2-0; Vargas 2-0; Watts 1-1; Sowah 1-0; Mancuso 1-0; Bose 1-0; Moody 0-1.

Old Dominion Roster

Alphabetical

6	Alex Arain	LB
41	Brandon Bacchus	CB
81	Jakwail Bailey	WR
95	Nate Barnes	DT
59	Eugene Bazemore	DE
83	Kai Blanco	TE
94	Jagger Blehm	DT
19	A.J. Bordley	CB
77	David Born	OL
38	Brad Bradley	S
44	Darryl Brown	LB
39	Jarod Brown	K
92	Kevin Buchanan	DE
90	Chris Burnette	DT
96	Ronnie Cameron	DT
70	Brandon Carr	OL
88	Mitch Castleberry	TE
51	Michael Colbert	LB
22	T.J. Cowart	CB
25	Mario Crawford	RB
16	Fred Credle	S
89	Tyler Damato	TE
46	John Darr	LB
17	Thomas DeMarco	QB
52	Xavier Duckett	LB
57	Robbie Duncan	OL
15	Aaron Evans	CB
4	Reid Evans	WR
56	James Faircloth	LB
1	Prentice Gill	WR
36	Colby Goodwyn	RB
54	Dominique Guinn-Bailey	DT
30	Neal-Anthony Hale	S
68	Orion Hall	P
32	Angus Harper	RB
14	Taylor Heinicke	QB
58	Jeremy Hensley	OL
64	Rodney Hunter	LB
84	Dorian Jackson	WR
37	Malik Jackson	RB
43	Darrius Jennings	S
76	Ryan Jensen	OL
29	Alex Johnson	DE
18	Akil Jones	CB
79	Mike Justice	OL
93	Chad King	DE
33	Tyree Lee	RB

Numerical

No.	Name	Pos.	Cl.	Ht.	Wt.	Hometown/High School/Transfer
1	Prentice Gill	WR	Sr.	5-11	180	Los Angeles, Calif./Cathedral/LA Harbor College
2	Tommy Reamon	TE	Jr.-r	6-2	220	Newport News, Va. /Gloucester
3	Marquel Thomas	WR	So.-r	6-3	180	Va. Beach, Va./Bayside/North Carolina Tech
4	Reid Evans	WR	Jr.-r	5-10	175	Hampton, Va./Phoebus
5	Antonio Vaughan	WR	Fr.-r	5-8	170	Ahoskie, N.C./Hertford County High
6	Alex Arain	LB	Jr.-r	6-4	220	Va. Beach, Va./Kempsville
7	Nick Mayers	WR	Jr.-r	5-7	170	Va. Beach, Va./Landstown
8	Tyler Clark	QB	Fr.	6-3	205	Chesapeake, Va./Grassfield
9	Larry Pinkard	WR	Fr.-r	5-11	180	Washington, D.C./Ballou
10	Devon Simmons	S	Jr.-r	6-2	205	Newport News, Va./Denbigh
11	Nate Ong	QB	Jr.-r	6-2	200	Escondido, Calif./San Pasqual/Palomar
12	Craig Wilkins	LB	Jr.-r	6-2	225	Washington, D.C./H.D. Woodson
13	Rashad Manley	RB	So.	5-11	180	Hampton, Va./Bethel
14	Taylor Heinicke	QB	Fr.	6-1	190	Atlanta, Ga./Collins Hill
15	Aaron Evans	CB	So.	5-8	185	Newport News, Va./Woodside
16	Fred Credle	S	Jr.-r	5-11	175	Chesapeake, Va./Deep Creek
17	Thomas DeMarco	QB	Sr.-r	5-11	200	Palm Desert, Calif./Palm Desert/Col. of the Desert
18	Akil Jones	CB	Fr.	5-10	150	Fairfax, Va./Oakton
19	A.J. Bordley	CB	Fr.	5-11	160	Va. Beach, Va./First Colonial
20	Paul Morant	S	So.	6-0	195	Hampton, Va./Phoebus
21	J.C. Wiggins	CB	So.	5-10	175	Richmond, Va./Monacan
22	T.J. Cowart	CB	Jr.-r	5-9	185	Va. Beach, Va./Ocean Lakes
23	Reggie Owens	CB	Fr.	6-0	195	Va. Beach, Va./Ocean Lakes
24	Lorenzo Smith	RB	Fr.	5-9	175	Lynchburg, Va./Fork Union
25	Mario Crawford	RB	Jr.	5-8	185	Detroit, Mich./Romulus/Fork Union
26	Eriq Lewis	CB	Fr.-r	6-0	180	Washington, D.C./Coolidge
27	Carvin Powell	S	Jr.	6-1	205	Chesapeake, Va./Great Bridge
28	Markell Wilkins	CB	So.-r	5-8	165	Hampton, Va./Phoebus
29	Alex Johnson	DE	So.-r	6-3	225	New Canton, Va./Buckingham Co./Fork Union
30	Neal-Anthony Hale	S	Fr.	5-8	175	Norfolk, Va./Maury
31	Jonathan Plisco	P	Jr.-r	6-0	205	Newport News, Va./Woodside
32	Angus Harper	RB	Fr.-r	6-0	210	Alexandria, Va./Edison
33	Tyree Lee	RB	Fr.	5-9	195	Hampton, Va./Phoebus
34	J.J. Williams	LB	Sr.-r	6-2	225	Derby, Kan./Derby/Garden City CC
35	Aquante Thornton	CB	Fr.	5-9	155	Va. Beach, Va./Tallwood
36	Colby Goodwyn	RB	So.	5-10	200	Hampton, Va./Phoebus
37	Malik Jackson	RB	Fr.	5-8	205	Washington, D.C./Archbishop Carroll
38	Brad Bradley	S	Fr.	6-0	190	Richmond, Va./Varina
39	Jarod Brown	K	Jr.	5-11	205	Yorktown, Va./Grafton/West Virginia
40	B.J. McLaughlin	DE	Jr.-r	5-11	230	Columbia, Va./Goochland
41	Brandon Bacchus	CB	Fr.	5-11	180	Hampton, Va./Kecoughtan
42	Keenan Terry II	CB	So.	6-0	170	Hampton, Va./Hampton Christian
43	Darrius Jennings	S	Fr.	5-11	160	Chesapeake, Va./Oscar Smith
44	Darryl Brown	LB	Fr.-r	6-0	225	Va. Beach, Va./First Colonial
45	Rob Mahan	LB	Fr.	6-2	205	Merchantville, N.J./Winslow Township
46	John Darr	LB	So.-r	6-0	235	Forestville, Md./Suitland
47	Mike Lennox	LB	Fr.	6-2	210	Bristow, Va./Brensville

Old Dominion Roster

Numerical

<u>No.</u>	<u>Name</u>	<u>Pos.</u>	<u>Cl.</u>	<u>Ht.</u>	<u>Wt.</u>	<u>Hometown/High School/Transfer</u>
48	Preston Smith	DE	Fr.-r	6-2	250	Chesapeake, Va./Deep Creek
49	Dillon Morrow	TE	Fr.	6-3	200	Orange, Va./Orange County
50	Rick Lovato	LS	Fr.	6-2	225	Middletown, N.J./Middletown
51	Michael Colbert	LB	Jr.-r	6-1	220	Fayetteville, N.C./E.E. Smith
52	Xavier Duckett	LB	So.-r.	6-0	225	Roanoke, Va./Northside
54	Dominique Guinn-Bailey	DT	Fr.-r	6-4	265	Portsmouth, Va./Churchland
55	Erik Saylor	DT	Jr.-r	6-2	285	Ijamsville, Md./Urbana
56	James Faircloth	LB	Fr.	5-11	200	Chesapeake, Va./Grassfield
57	Robbie Duncan	OL	Jr.-r	6-4	285	Sterling, Va./Parkview
58	Jeremy Hensley	OL	Sr.	6-1	290	La Palma, Calif./Kennedy/Fullerton College
59	Eugene Bazemore	DE	Fr.	6-1	210	Portsmouth, Va./Churchland
60	Josh Mann	OL	Fr.	6-4	300	Va. Beach, Va./Ocean Lakes
61	Wes Moulton	OL	Fr.-r	6-3	270	Va. Beach, Va./Ocean Lakes
63	Kevin Marley	LS	Fr.	5-10	255	Manassas, Va./Osborn Park
64	Rodney Hunter	LB	So	6-2	200	Miami, Fla./Etowah
65	Perry Owens	OL	So.-r	6-3	275	Edenton, N.C./John A. Holmes
66	Ellett McGeorge	OL	Fr.-r	6-7	310	Midlothian, Va./Cosby
67	Dustin Burdick	K	Fr.	5-9	175	Staunton, Va./Robert E. Lee
68	Orion Hall	P	Fr.-r	5-9	205	Norfolk, Va./Maury
69	Josh Williams	P	Fr.	6-3	240	Keysville, Va./Randolph Henry
70	Brandon Carr	OL	Jr.	6-2	295	Chesapeake, Va./Western Branch/Fork Union
71	Connor Mewbourne	OL	Fr.	6-4	285	Va. Beach, Va./First Colonial
73	Jack Lowney	OL	So.-r	6-4	285	Narberth, Pa./Archbishop Carroll
74	Jonathan McLean	DE	Fr.	6-3	230	Hampton, Va./Phoebus
75	Bryan Morrison	OL	Jr.-r	6-2	290	Ashburn, Va./Broad Run
76	Ryan Jensen	OL	Sr.-r	6-5	300	Petaluma, Calif./Petaluma/Santa Rosa JC
77	David Born	OL	So.-r.	6-8	340	Bakersfield, Calif./West/Bakersfield
79	Mike Justice	OL	So.	6-7	280	Springfield, Va./West Springfield
80	Blair Roberts	WR	Fr.	6-2	190	Pawling, N.Y./Trinity-Pawling
81	Jakwail Bailey	WR	Fr.	5-11	180	Haddonfield, N.J./Paul VI
82	Kirk Spellman	WR	Fr.	5-10	165	Chesapeake, Va./Indian River
83	Kai Blanco	TE	Jr.-r	6-3	260	Alexandria, Va./Mount Vernon
84	Dorian Jackson	WR	Jr.-r	5-10	200	Colonial Heights, Va./Matoaca
85	Chris Lovitt	WR	Jr.-r	5-9	195	Stafford, Va./Colonial Forge
86	Daniel Wray	TE	Fr.	6-3	225	Newport News, Va./Warwick
88	Mitch Castleberry	TE	Fr.	6-5	215	Herndon, Va./Westfield
89	Tyler Damato	TE	Jr.-r	6-1	235	Va. Beach, Va./Landstown
90	Chris Burnette	DT	Jr.-r	6-4	280	Baltimore, Md./Gilman School
91	Andrew Turner	DE	Jr.-r	6-3	255	Va. Beach, Va./Kellam
92	Kevin Buchanan	DE	Fr.	6-3	235	Va. Beach, Va./Maury
93	Chad King	DE	Sr.-r	6-3	255	Springfield, Va./Mt. Vernon/Ohio Dominican
94	Jagger Blehm	DT	Fr.-r	6-3	250	Va. Beach, Va./Green Run
95	Nate Barnes	DT	So.-r	6-5	275	Newport News, Va./Heritage
96	Ronnie Cameron	DT	Sr.-r.	6-2	295	Westbury, N.Y./Holy Trinity/Hofstra
97	Edmon McClam	DT	Sr.	6-6	280	Coward, S.C./Lake City/Louisburg College
99	Dontez Tyler	DE	Fr.	6-4	230	Ahoskie, N.C./Hertford County

Alphabetical

47	Mike Lennox	LB
26	Eriq Lewis	CB
50	Rick Lovato	LS
85	Chris Lovitt	WR
73	Jack Lowney	OL
45	Rob Mahan	LB
13	Rashad Manley	QB
60	Josh Mann	OL
63	Kevin Marley	LS
7	Nick Mayers	WR
97	Edmon McClam	DT
66	Ellett McGeorge	OL
40	B.J. McLaughlin	DE
47	Jonathan McLean	DE
71	Connor Mewbourne	OL
20	Paul Morant	S
75	Bryan Morrison	OL
49	Dillian Morrow	TE
61	Wes Moulton	OL
11	Nate Ong	QB
65	Perry Owens	OL
23	Reggie Owens	CB
9	Larry Pinkard	WR
31	Jonathan Plisco	P
27	Carvin Powell	S
2	Tommy Reamon	TE
80	Blair Roberts	WR
55	Erik Saylor	DT
10	Devon Simmon	S
24	Lorenzo Smith	RB
48	Preston Smith	DE
82	Kirk Spellman	WR
42	Keenan Terry II	CB
3	Marquel Thomas	WR
35	Aquante Thornton	CB
91	Andrew Turner	DE
99	Dontez Tyler	DE
5	Antonio Vaughan	WR
21	J.C. Wiggins	CB
12	Craig Wilkins	LB
28	Markell Wilkins	CB
34	J.J. Williams	LB
69	Josh Williams	P
86	Daniel Wray	TE

2011 Old Dominion Opponents

Campbell (2-3, 1-2 Pioneer)	Georgia State (1-4 Independent)	Hampton (3-2, 1-1 MEAC)
<p>Sept. 3 at Old Dominion L, 14-41</p> <p>Sept. 10 Apprentice W, 76-0</p> <p>Sept. 24 Jacksonville * L, 21-57</p> <p>Oct. 1 at Drake * L, 14-31</p> <p>Oct. 8 Butler * W, 38-23</p> <p>Oct. 15 at Marist * Noon</p> <p>Oct. 22 San Diego 1:00 p.m.</p> <p>Oct. 29 at Davidson * 1:00 p.m.</p> <p>Nov. 5 Morehead State * 1:00 p.m.</p> <p>Nov. 12 at Valparaiso 2:00 p.m.</p> <p>Nov. 19 at Georgia State 1:00 p.m.</p>	<p>Sept. 2 Clark Atlanta W, 41-7</p> <p>Sept. 10 Old Dominion L, 14-40</p> <p>Sept. 17 at Jacksonville St. L, 21-37</p> <p>Sept. 24 at Houston L, 0-56</p> <p>Oct. 8 Murray State L, 24-48</p> <p>Oct. 15 at South Carolina St. 1:30 p.m.</p> <p>Oct. 22 South Alabama 3:00 p.m.</p> <p>Oct. 29 at UT-San Antonio 2:00 p.m.</p> <p>Oct. 5 St. Francis 1:00 p.m.</p> <p>Nov. 12 at West Alabama 7:00 p.m.</p> <p>Nov. 19 Campbell 1:00 p.m.</p>	<p>Sept. 3 vs. Alabama A&M W, 21-20</p> <p>Sept. 8 Florida A&M * W, 23-17</p> <p>Sept. 17 at Old Dominion L, 42-45</p> <p>Sept. 22 at Bethune-Cookman * L, 31-35</p> <p>Oct. 8 Princeton W, 28-23</p> <p>Oct. 15 at Norfolk State * 4:00 p.m.</p> <p>Oct. 22 N.C. Central * 2:00 p.m.</p> <p>Oct. 29 at Savannah State * 2:00 p.m.</p> <p>Nov. 5 Howard * 1:00 p.m.</p> <p>Nov. 12 Delaware State * 1:00 p.m.</p> <p>Nov. 19 Morgan State * 1:00 p.m.</p>
Delaware (4-2, 2-1 CAA)	UMass (3-2, CAA/FBS Transition)	Rhode Island (1-4, 0-2 CAA)
<p>Sept. 3 at Navy L, 17-40</p> <p>Sept. 10 West Chester W, 28-17</p> <p>Sept. 17 Delaware State W, 45-0</p> <p>Sept. 24 Old Dominion * W, 27-17</p> <p>Oct. 1 at Maine * L, 17-31</p> <p>Oct. 8 William & Mary W, 21-0</p> <p>Oct. 15 UMass * 3:30 p.m.</p> <p>Oct. 22 at Rhode Island * 12:30 p.m.</p> <p>Oct. 29 at Towson * 7:00 p.m.</p> <p>Nov. 12 Richmond * 3:30 p.m.</p> <p>Nov. 19 at Villanova * 3:30 p.m.</p>	<p>Sept. 1 at Holy Cross W, 24-16</p> <p>Sept. 17 Rhode Island * W, 36-27</p> <p>Sept. 24 at Boston College L, 17-45</p> <p>Oct. 1 at Old Dominion * L, 33-48</p> <p>Oct. 8 Central Connecticut W, 42-26</p> <p>Oct. 15 at Delaware * 3:30 p.m.</p> <p>Oct. 22 New Hampshire * 3:30 p.m.</p> <p>Oct. 29 at Richmond * 1:00 p.m.</p> <p>Nov. 5 Villanova * 3:30 p.m.</p> <p>Nov. 12 at Maine * 12:30 p.m.</p> <p>Nov. 19 James Madison * 1:00 p.m.</p>	<p>Sept. 10 at Syracuse L, 14-21</p> <p>Sept. 17 at UMass * L, 27-36</p> <p>Sept. 24 Fordham W, 21-17</p> <p>Oct. 1 at Brown L, 21-35</p> <p>Oct. 8 Old Dominion * L, 23-31</p> <p>Oct. 15 at Maine * 1:00 p.m.</p> <p>Oct. 22 Delaware * 12:20 p.m.</p> <p>Oct. 29 at New Hampshire * Noon</p> <p>Nov. 5 William & Mary * 1:00 p.m.</p> <p>Nov. 12 at James Madison * 3:00 p.m.</p> <p>Nov. 19 Towson * 12:30 p.m.</p>
Towson (4-1, 2-0 CAA)	Villanova (1-5, 0-3 CAA)	James Madison (4-2, 2-1 CAA)
<p>Sept. 3 Morgan State W, 40-3</p> <p>Sept. 10 Villanova * W, 31-10</p> <p>Sept. 24 Colgate W, 42-17</p> <p>Oct. 1 at Maryland L, 3-28</p> <p>Oct. 8 Richmond * W, 31-28.</p> <p>Oct. 15 at Old Dominion * 3:30 p.m.</p> <p>Oct. 22 at William & Mary * 3:30 p.m.</p> <p>Oct. 29 Delaware * 6:00 p.m.</p> <p>Nov. 5 at Maine * 1:00 p.m.</p> <p>Nov. 12 New Hampshire * TBA</p> <p>Nov. 19 at Rhode Island * 12:30 p.m.</p>	<p>Sept. 1 at Temple L, 7-42</p> <p>Sept. 10 at Towson * L, 10-31</p> <p>Sept. 17 Monmouth L, 9-20</p> <p>Sept. 24 Penn W, 30-21</p> <p>Oct. 1 William & Mary * L, 16-20</p> <p>Oct. 8 at New Hampshire * L, 17-47</p> <p>Oct. 15 at James Madison * 1:30 p.m.</p> <p>Oct. 22 Old Dominion * 3:30 p.m.</p> <p>Oct. 29 Maine 3:30 p.m.</p> <p>Nov. 5 at UMass * 3:30 p.m.</p> <p>Nov. 19 Delaware * 3:30 p.m.</p>	<p>Sept. 3 at North Carolina L, 10-42</p> <p>Sept. 10 Central Connecticut W, 14-9</p> <p>Sept. 17 at Liberty W, 27-24</p> <p>Sept. 24 at William & Mary * W, 20-14</p> <p>Oct. 1 Richmond * W, 31-7</p> <p>Oct. 8 Maine * L, 24-25 (OT)</p> <p>Oct. 15 Villanova * 1:30 p.m.</p> <p>Oct. 29 at Old Dominion * Noon</p> <p>Nov. 5 at New Hampshire * Noon</p> <p>Nov. 12 Rhode Island * 3:00 p.m.</p> <p>Nov. 19 at UMass * 1:00 p.m.</p>
Richmond (3-3, 0-3 CAA)	William & Mary (3-3, 1-2 CAA)	
<p>Sept. 3 at Duke W, 23-21</p> <p>Sept. 10 Wagner W, 21-6</p> <p>Sept. 17 VMI W, 34-19</p> <p>Sept. 24 New Hampshire * L, 43-45</p> <p>Oct. 1 at James Madison * L, 7-21</p> <p>Oct. 8 at Towson * L, 28-31</p> <p>Oct. 22 Maine * 3:30 p.m.</p> <p>Oct. 29 UMass * 1:00 p.m.</p> <p>Nov. 5 at Old Dominion * 1:00 p.m.</p> <p>Nov. 12 at Delaware 3:30 p.m.</p> <p>Nov. 19 William & Mary Noon</p>	<p>Sept. 3 at Virginia L, 3-40</p> <p>Sept. 10 at VMI W, 24-7</p> <p>Sept. 17 New Haven W, 13-10</p> <p>Sept. 24 James Madison * L, 14-20</p> <p>Oct. 1 at Villanova * W, 20-16</p> <p>Oct. 8 at Delaware * L, 0-21</p> <p>Oct. 15 New Hampshire * Noon</p> <p>Oct. 22 Towson * 3:30 p.m.</p> <p>Nov. 5 Rhode Island * 1:00 p.m.</p> <p>Nov. 12 Old Dominion Noon</p> <p>Nov. 19 Richmond * Noon</p>	

HEAD COACH

BOBBY WILDER

When he was hired on February 13, 2007, Bobby Wilder's goal was to "AIM HIGH" in everything he did in resurrecting the Old Dominion football team from a 69-year absence. After two years of orchestrating every piece of the puzzle, Wilder's vision has become reality as he has built a program that has not only been the buzz of the Hampton Roads community, but has become the most successful start-up FCS program in history.

Wilder and his staff's inaugural season of play at the Football Championship Subdivision level went well beyond expectations. From the celebrated kickoff versus Chowan, to the heart pounding first FCS victory against Jacksonville, to ensuring a winning season at Savannah State, to extending the win-streak to six in the season finale at VMI, history was made every step of the way. The Monarchs concluded the 2009 season at 9-2 overall writing their way into history.

The Monarchs finished the year ranked in the top ten in five statistical categories as a team including second in sacks allowed, third in scoring offense, turnover margin, and net punting, and ninth in rushing offense. Individually, ODU had its first football All-Americans named in punter Jonathan Plisco and long snapper Dustin Phillips with Plisco leading the nation in punt yardage averaging 44.84 yards per contest. Quarterback Thomas DeMarco was also ranked in the top ten in scoring and was the second leading FCS signal caller in rushing. Wilder meanwhile received the Tom Fergusson Memorial Award at the 65th Norfolk Sports Club Jamboree named as the Metropolitan Person of the Year in Sports.

Year two proved to be just as successful. The Old Dominion football team finished its second season of football at 8-3 in 2010 and over the last two seasons has combined for a 17-5 mark as the winningest FCS start-up program in the books. The Monarchs, who upgraded their schedule in year two in preparation for joining the Colonial Athletic Association (CAA), added a pair of ranked opponents in #12/13 William & Mary and #14/16 Cal Poly and continued to play in front of capacity crowds of 19,782 in all seven of its home games. Statistically speaking, the Monarchs finished their second season of gridiron action fourth in kickoff returns, ranked eighth in scoring offense, eighth in sacks allowed, and 15th in passing offense. Under Wilder's tutelage, punter Jonathan Plisco ranked second nationally in punting, quarterback Thomas DeMarco continued to rank among the top 10 in total offense, newcomer Colby Goodwyn ran this way to third nationally in punt returns, and Ronnie Cameron pushed his way into eighth overall among FCS defenders in tackles for loss.

In addition to his recruiting efforts, Wilder has also been an essential part in the planning and development of what are among the top football facilities in the country. The state-of-the-art \$17 million Powhatan Sports Complex that houses the ODU football offices,

athletic and strength training areas, locker rooms and two practice fields with artificial surface and the \$24.8 million Foreman Field Football Complex, which includes the Ainslie Game Day Building, Astoturf GameDay Grass 3D field surface, scoreboard, sound system, field enclosure and a contiguous parking garage, are among the best the FCS has to offer.

Wilder, his coaching staff, and the football Monarchs now gear up for the biggest challenge yet in 2011. The squad joins the CAA in 2011, the toughest FCS conference in the nation that featured four teams in this past season's playoffs including runner-up Delaware, as well as 2009 FCS champion Villanova, along with William & Mary and New Hampshire.

Since arriving in Norfolk, Wilder has hit the ground running and has not stopped in his quest to make Old Dominion one of the top programs in the country. Both on and off the field, the Monarch head coach is always making sure that the Old Dominion football program is visible throughout the campus, the community and the state. He has honored over 300 speaking engagements to a variety of organizations, but his most important talks have come with high schools coaches throughout the state. Wilder and his staff have made it a point to build a fence around the Hampton Roads community and the state of Virginia, with plans of building a first rate program with players a stones throw from the ODU campus.

Wilder has also been instrumental in getting his team active in the Hampton Roads Community. In what has become an annual event, the ODU Football Monarchs host a bone marrow registry drive and to date has helped register over 450 members of the ODU student body, faculty/staff, and the Hampton Roads community to the registry in an attempt to help save lives from life-threatening diseases nationwide. The Monarchs have also been active volunteering with Special Olympics, hosting youth clinics, and participating at reading and career days at many of the area's elementary and middle schools.





Prior to his arrival at ODU, Wilder served on the Maine staff for the past 17 years and was promoted to assistant head coach and offensive coordinator in 2000 before moving to associate head coach in 2001.

As coordinator, Wilder has orchestrated a balanced attack. The Black Bears averaged 29.1 points per game in 2004, and scored 29 or more in seven of 11 games. Wilder helped tutor running back Marcus Williams, who rushed for 1,077 yards during his senior season, which moved him into first place in school history for career rushing yards. Maine also threw the ball a lot during the campaign as eight different receivers each had double-digit receptions. Ron Whitcomb was at the head of the passing attack as his completions (213) and attempts (350) were the fourth most in a single season since 1950. His 22 touchdown tosses were tied for third most since 1950. Overall, the offense averaged an impressive 5.2 yards per play.

Wilder was named the Assistant Coach of the Year by the Gridiron Club of Greater Boston in 2004, which is presented annually to the top assistant coach in New England.

In 2003, the Black Bears had over 2,000 yards rushing and passing with 4,142 total yards. The ground game was anchored by Williams and the passing game was in the hands of then-freshman Ron Whitcomb, who was named the Atlantic 10 Rookie of the Year as he posted 2,428 yards - the fifth most in a season at Maine.

The 2002 Black Bears finished the season with 4,702 yards in total offense, the most since a school-record 4,861 yards in 1989. In 2001, for the first time in school history, the offense boasted a 2,000-yard passer in Jake Eaton, a 1,000-yard rusher in Royston English, and a 1,000-yard receiver in Stefan Gomes.

Prior to moving to the coordinator post, Wilder served as quarterbacks coach during one of the most explosive eras in Maine history for Black Bear quarterbacks.

Wilder guided four-year starter Mickey Fein to 17 University marks, including the two highest season totals for touchdown passes. Fein ended his career as Maine's second all-time leading passer.

In 2000, Wilder's first full season as offensive coordinator, the Black Bears ranked third in the Atlantic 10 with 29.0 points per game. The rushing game increased its output by 41 yards per game from the previous season and Eaton garnered All-New England honors. Two wide receivers from that team, Dwayne Wilmot and Phil McGeoghan, signed pro contracts and were in NFL camps in 2001. In 2002, Maine tight end Chad Hayes signed with the Kansas City Chiefs and then played briefly with the Cincinnati Bengals.

A 1987 graduate of Maine with a degree in physical education, Wilder captained the Black Bears to the Yankee Conference Championship his senior year. An All-New England quarterback in 1985, he left Maine as the school's all-time leading passer with 4,493 yards, and

is currently sixth behind Mike Buck, Emilio Colon, Fein, Eaton and Whitcomb on the career passing list. Wilder coached four of those former players and played with the fifth.

A 1982 graduate of Madison High School in Madison, Maine, Wilder was a highly recruited quarterback his senior year. He opted to attend Maine and in his sophomore year and led the Black Bears to their first of five consecutive winning seasons.

Upon graduation, Wilder served as a graduate assistant coach for two seasons under Jack Bicknell at Boston College, where he earned his master's degree in educational administration in 1990.

Wilder and his wife, Pam, live in Norfolk with their sons, Derek (15) and Drew (10).

Playing Career

1982-87 University of Maine

Coaching Career

1988-89 Graduate Assistant, Boston College
 1990-99 Quarterbacks, University of Maine
 2000..... Assistant Head Coach/
Offensive Coordinator, University of Maine
 2001-06 Associate Head Coach/
Offensive Coordinator, University of Maine
 2007- present.....Head Coach, Old Dominion University


Coaching Record

Collegiate Overall Record (Years)22-6 (3rd year)
 Record at CAA Football Schools (Years) 2-1 (1st season)
 Record in CAA Football Games (Years) 2-1 (1st season)

Year-By-Year

Year:	School:	Record:	Conf.
2009	Old Dominion	9-2	0-0
2010	Old Dominion	8-3	0-0
2011	Old Dominion	5-1	2-1
Totals		22-6 (.786)	2-1 (.667)

ASSISTANT COACH



MARC BACOTE

DEFENSIVE BACKS

THE BACOTE FILE:

Hometown: Hampton, Va.
High School: Hampton High School
College: James Madison '08


COACHING HISTORY:

2011-present - Old Dominion - Defensive Backs
2010-2011 - Rutgers - Player Development
2008-2010 - Morehead State - Wide Receivers
2008 - James Madison - Volunteer Assistant - Wide Receivers

PLAYING EXPERIENCE:

2007 - Bossier-City Shreveport Battlewings (Arena2)
2005-2006 - Manchester Wolves (Arena2) -
2004 - Wichita Stealth (Arena2)
2003 - Richmond Speed (Arena2)

ASSISTANT HEAD COACH



DEALTON COTTON

DEFENSIVE LINE

THE COTTON FILE:

Hometown: Norfolk, Va.
High School: Granby High School
College: East Carolina '95
Family: Wife - Tephania

COACHING HISTORY:

2008 - present - Old Dominion - Defensive Line
2003 - 2007 - Maury High School - Head Coach
2001 - 2003 - Hertford County High - Head Coach

ASSISTANT COACH



BILL DEE

OFFENSIVE LINE

THE DEE FILE:

Birthdate: April 6, 1953
College: Mansfield State '75
Family: Wife - Margaret; Son- William (22); Daughter - Katie (5)

COACHING HISTORY:

2011 - present - Old Dominion - Offensive Line
2009- 2011 - Christopher Newport University - Inside Linebackers
1985-2008 - Phoebus H.S. - Head Coach
1981-1984 - Southampton H.S. - Head Coach
1979-1980 - Denbigh H.S. - Defensive Coordinator
1975-1979 - Greene H.S. (N.Y.) - Defensive Coordinator

ASSISTANT COACH



JAROD DODSON

ASST. DEFENSIVE COORDINATOR


THE DODSON FILE:

Hometown: Palmdale, Calif.
High School: Highland
College: South Dakota '99
Family: Wife - Shannon, Daughters - Mariah (16), LaRae (5), JaelLynn (4), Kendyl (2)

COACHING HISTORY:

2010 - present - Old Dominion - Secondary
2009 - Buffalo - Cornerbacks
2008 - South Dakota - Defensive Coordinator
2007 - South Dakota - Wide Receivers/Defensive Backs
2006 - South Dakota - Defensive Backs/Special Teams
2005 - South Dakota - Wide Receivers
2000 - 2004 - Michigan Tech - Linebackers/Defensive Backs/Special Teams

ASSISTANT COACH



**COREY
HETHERMAN**

ROVERS

THE HETHERMAN FILE:

Hometown: Oxford, Mass.
High School: Oxford
College: Fitchburg State '06

COACHING HISTORY:

2010 - present - Old Dominion - Linebackers
2010 - Western New England College - Offensive/
Recruiting Coordinator
2009 - 2010 - Northeastern - Outside Linebackers
2007 - 2009 - Springfield College - Graduate Assistant
2007 - Wuerzburg Panthers - Offensive Coordinator
2006 - 2007 - King's College - Intern
2006 - Carinthian Black Lions - Offensive Coordinator
2006 - Fitchburg State College - Quarterbacks

PLAYING EXPERIENCE:

2007 - Wuerzburg Panthers (German Football League)
2006 - Carinthian Black Lions (Austrian Football League)

ASSISTANT COACH



**KEITA
MALLOY**

PASS GAME COORDINATOR

WIDE RECEIVERS

TIGHT ENDS

THE MALLOY FILE:

Hometown: Washington, D.C.
High School: Bishop McNamara '89
College: Delaware '95
Family: Daughters - La-Nyah (13) and Elexa (11)

COACHING HISTORY:

2008 - present - Old Dominion - Wide Receivers / Tight
Ends
2006 - 2007 - Trinity College - Wide Receivers
2004 - 2005 - Fordham - Running Backs
2004 - Fordham - Tight Ends
2002 - 2003 - West Georgia State - Wide Receivers /
Special Teams
2001 - 2002 - Washburn - Running Backs /Wide Receivers
/ Special Teams
2000- 2001 - Lafayette - Wide Receivers

ASSISTANT COACH



**ANDY
RONDEAU**

DEFENSIVE COORDINATOR

LINEBACKERS

THE RONDEAU FILE:

Hometown: Holliston, Mass.
High School: Holliston High School
College: Syracuse '91
Family: Wife - Tiffany; Son - Ryan (7); Daughters - Alison
(6), Kiley (5)

COACHING HISTORY:

2007 - present - Old Dominion - Defensive Coordinator /
Linebackers
2006 - Maine - Defensive Backs / Special Teams Coordinator
2004 - 2005 - Buffalo - Asst. Defensive Coordinator / Safeties
2003 - Tennessee Martin - Defensive Coordinator / Linebackers
1997 - 2002 - North Dakota State - Defensive Backs
1994 - 1996 - Pittsburgh - Graduate Assistant / Defensive Backs
1991 - 1993 - Northeastern University - Assistant Defensive
Backs
1990 - Syracuse - Student Manager

ASSISTANT COACH



**BRIAN
SCOTT**

OFFENSIVE COORDINATOR

OFFENSIVE LINE


THE SCOTT FILE:

Hometown: Waterville, Maine
High School: Waterville
College: Maine '00

COACHING HISTORY:

2007 - present - Old Dominion - Offensive Coordinator /
Offensive Line
2004 - 2006 - Maine - Recruiting Coordinator / Offensive
Line / Running Backs / Tight End
2003 - Tennessee - Martin - Wide Receivers / Tight Ends
/ Special Teams
2002 - UMass - Lowell - Quarterbacks
2000-2001 - Cony H.S. - Offensive Coordinator /
Quarterbacks

ASSISTANT COACH



**RON
WHITCOMB**

RECRUITING COORDINATOR

THE WHITCOMB FILE:
Hometown: Rochester, N.Y.
High School: East Rochester High School
College: Maine '06, Old Dominion '09

COACHING HISTORY:
2007 - present - Old Dominion - Quarterbacks

ASSISTANT COACH



**MICHAEL
ZYSKOWSKI**

**RUNNING BACKS
SPECIAL TEAMS**


THE ZYSKOWSKI FILE:
Birthdate: August 12, 1980
Hometown: Grand Rapids, Mich.
High School: Union High School
College: Maine '06
Family: Daughter - Marley (5), Son - Brandon (newborn)

COACHING HISTORY:
2008 - Present - Old Dominion University - Running Backs & Special Teams Coordinator
2007 - Maine - Running Backs and Co-Special Team's Coordinator
2005 - 2006 - Maine - Assistant Coach - Running Backs
2004 - Maine - Student Assistant - Running Backs



**RYAN
MARTIN**

**ASSOCIATE HEAD STRENGTH
& CONDITIONING COACH**



**JOE
MAKOVEC**

**ASSISTANT STRENGTH AND
CONDITIONING COACH**




**TOMMY
RAPIER**

**EQUIPMENT
MANAGER**



**DANIEL
CORNIER**

**ASSISTANT
EQUIPMENT MANAGER**



**CHRIS
CROUCH**

**DIRECTOR OF
FOOTBALL OPERATIONS**



**KYLE
NORO**

**ADMINISTRATIVE ASSISTANT
FOR FOOTBALL**

By-Quarter Stats

3rd-Down Conversions

Date	Opponent	Score	Overall	1st Qtr	2nd Qtr	3rd Qtr	4th Qtr	Overtime
Sep 03, 2011	CAMPBELL	W 41-14	5-16 31.2	1-4 25.0	2-4 50.0	1-6 16.7	1-2 50.0	
Sep 10, 2011	at Georgia State	W 40-17	5-16 31.2	2-4 50.0	0-3 0.0	1-4 25.0	2-5 40.0	
Sep 17, 2011	HAMPTON	W 45-42	7-16 43.8	2-5 40.0	2-3 66.7	1-3 33.3	2-5 40.0	
Sep 24, 2011	at Delaware	L 17-27	4-17 23.5	1-3 33.3	0-4 0.0	2-5 40.0	1-5 20.0	
Oct 01, 2011	#20 UMASS	W 48-33	6-14 42.9	2-5 40.0	1-3 33.3	1-3 33.3	2-3 66.7	
Oct 08, 2011	at Rhode Island	W 31-23	8-18 44.4	1-3 33.3	2-5 40.0	3-4 75.0	2-6 33.3	
	Old Dominion		35-97 36.1	9-24 37.5	7-22 31.8	9-25 36.0	10-26 38.5	0-0 0.0
	Opponents		36-103 35.0	8-23 34.8	14-32 43.8	7-24 29.2	7-24 29.2	0-0 0.0

4th-Down Conversions

Date	Opponent	Score	Overall	1st Qtr	2nd Qtr	3rd Qtr	4th Qtr	Overtime
Sep 03, 2011	CAMPBELL	W 41-14	2-5 40.0	2-3 66.7	0-1 0.0	0-0 0.0	0-1 0.0	
Sep 10, 2011	at Georgia State	W 40-17	0-0 0.0	0-0 0.0	0-0 0.0	0-0 0.0	0-0 0.0	
Sep 17, 2011	HAMPTON	W 45-42	1-2 50.0	0-1 0.0	0-0 0.0	0-0 0.0	1-1 100.0	
Sep 24, 2011	at Delaware	L 17-27	2-4 50.0	0-0 0.0	0-1 0.0	0-0 0.0	2-3 66.7	
Oct 01, 2011	#20 UMASS	W 48-33	1-1 100.0	0-0 0.0	1-1 100.0	0-0 0.0	0-0 0.0	
Oct 08, 2011	at Rhode Island	W 31-23	2-2 100.0	0-0 0.0	0-0 0.0	1-1 100.0	1-1 100.0	
	Old Dominion		8-14 57.1	2-4 50.0	1-3 33.3	1-1 100.0	4-6 66.7	0-0 0.0
	Opponents		6-15 40.0	1-4 25.0	2-4 50.0	1-1 100.0	2-6 33.3	0-0 0.0

Time of Possession

Date	Opponent	Score	Overall	1st Qtr	2nd Qtr	3rd Qtr	4th Qtr	Overtime
Sep 03, 2011	CAMPBELL	W 41-14	27:12	7:12	6:00	8:51	5:09	
Sep 10, 2011	at Georgia State	W 40-17	31:22	8:59	7:09	6:11	9:03	
Sep 17, 2011	HAMPTON	W 45-42	28:48	6:41	7:45	6:09	8:13	
Sep 24, 2011	at Delaware	L 17-27	27:05	5:39	5:56	8:26	7:04	
Oct 01, 2011	#20 UMASS	W 48-33	27:56	8:14	7:14	6:57	5:31	
Oct 08, 2011	at Rhode Island	W 31-23	31:13	5:17	6:35	7:52	11:29	
	Old Dominion	Total	173:36	42:02	40:39	44:26	46:29	0:00
		Avg.	28:56	7:00	6:46	7:24	7:44	0:00
	Opponents	Total	185:38	47:58	49:21	45:34	42:45	0:00
		Avg.	30:56	7:59	8:13	7:35	7:07	0:00

Red Zone Stats

Old Dominion Inside Opponent Red-Zone

Date	Opponent	Score	Times In RZ	Times Scored	Total Pts	Rush TDs	Pass TDs	FGs Made	Failed to score inside RZ						
									FGA	Down	Int	Fumb	Half	Game	
Sep 03, 2011	CAMPBELL	W 41-14	6	4	24	3	2	1	1	0	1	0	1	0	0
Sep 10, 2011	at Georgia State	W 40-17	6	4	27	4	3	1	0	0	0	0	1	1	0
Sep 17, 2011	HAMPTON	W 45-42	4	4	28	4	4	0	0	0	0	0	0	0	0
Sep 24, 2011	at Delaware	L 17-27	2	2	10	1	0	1	1	0	0	0	0	0	0
Oct 01, 2011	#20 UMASS	W 48-33	3	3	22	3	1	2	0	0	0	0	0	0	0
Oct 08, 2011	at Rhode Island	W 31-23	5	5	31	4	1	3	1	0	0	0	0	0	0
Totals			26	22	142	19	11	8	3	0	1	0	2	1	0
22 of 26 (84.6%)															

Opponents Inside Old Dominion Red-Zone

Date	Opponent	Score	Times In RZ	Times Scored	Total Pts	Rush TDs	Pass TDs	FGs Made	Failed to score inside RZ						
									FGA	Down	Int	Fumb	Half	Game	
Sep 03, 2011	CAMPBELL	W 41-14	3	2	14	2	0	2	0	0	1	0	0	0	0
Sep 10, 2011	at Georgia State	W 40-17	4	3	17	2	2	0	1	0	0	1	0	0	0
Sep 17, 2011	HAMPTON	W 45-42	6	6	35	4	3	1	2	0	0	0	0	0	0
Sep 24, 2011	at Delaware	L 17-27	3	2	10	1	0	1	1	1	0	0	0	0	0
Oct 01, 2011	#20 UMASS	W 48-33	6	5	33	5	1	4	0	0	1	0	0	0	0
Oct 08, 2011	at Rhode Island	W 31-23	4	4	23	3	1	2	1	0	0	0	0	0	0
Totals			26	22	132	17	7	10	5	1	2	1	0	0	0
22 of 26 (84.6%)															

STARTING LINE-UPS

OFFENSE

Date	Opponent	TE	LT	LG	C	RG	RT	QB	RB	WR	WR	WR
Sept. 5	Campbell	Blanco	Jensen	Born	Hensley	Carr	Lowney	DeMarco	Harper	Evans	Vaughan	Gill
Sept. 10	at Georgia St.	Blanco	Jensen	Born	Hensley	Duncan	Lowney	DeMarco	Harper	Evans	Vaughan	Gill
Sept. 17	Hampton	Blanco	Jensen	Born	Hensley	Duncan	Lowney	DeMarco	Harper	Evans	Vaughan	Lovitt
Sept. 24	at Delaware *	Blanco	Jensen	Born	Hensley	Duncan	Lowney	DeMarco	Harper	Evans	Vaughan	Gill
Oct. 1	UMass *	Thomas(WR)	Jensen	Born	Hensley	Duncan	Lowney	DeMarco	Harper	Evans	Vaughan	Gill
Oct. 8	at Rhode Island *	Blanco	Jensen	Born	Hensley	Duncan	Lowney	DeMarco	Harper	Evans	Vaughan	Gill
Oct. 15	Towson *											
Oct. 22	at Villanova *											
Oct. 29	James Madison *											
Nov. 5	Richmond *											
Nov. 12	at William & Mary *											

DEFENSE

Date	Opponent	END	NOSE	TACKLE	STUD	ROVER	MIKE	BACKER	CB	CB	SS	FS
Sept. 5	Campbell	McClam	Burnette	Cameron	King	Wilkins	Williams	Arain	Cowart	Lewis	Simmons	Powell
Sept. 10	at Georgia St.	McClam	Burnette	Cameron	King	Wilkins	Williams	Arain	Cowart	Lewis	Simmons	Powell
Sept. 17	Hampton	McClam	Burnette	Cameron	King	Wilkins	Williams	Arain	M. Wilkins	Lewis	Simmons	Powell
Sept. 24	at Delaware *	McClam	Burnette	Cameron	King	Wilkins	Williams	Arain	M. Wilkins	Lewis	Simmons	Powell
Oct. 1	UMass *	McClam	Burnette	Cameron	King	Wilkins	Williams	Arain	M. Wilkins	Lewis	Simmons	Powell
Oct. 8	at Rhode Island *	McClam	Burnette	Cameron	King	Wilkins	Williams	Arain	M. Wilkins	Lewis	Simmons	Powell
Oct. 15	Towson *											
Oct. 22	at Villanova *											
Oct. 29	James Madison *											
Nov. 5	Richmond *											
Nov. 12	at William & Mary *											

PASSING GAME-BY-GAME

#17 Thomas DeMarco	Comp	Att	Int	Pct	Yards	TD	Long	Sacked	Effic
CAMPBELL	29	38	1	76.3	310	2	43	2-11	156.95
Georgia State	13	21	0	61.9	126	1	23	1-8	128.02
Hampton	20	29	1	69.0	172	0	23	2-12	111.89
Delaware	23	46	1	50.0	207	1	37	1-3	90.63
#20 UMASS	14	24	2	58.3	219	3	40	1-7	159.57
TOTALS	99	158	5	62.7	1034	7	43	7-41	125.92

#14 Taylor Heinicke	Comp	Att	Int	Pct	Yards	TD	Long	Sacked	Effic
#20 UMASS	8	11	0	72.7	119	2	56	1-2	223.60
Rhode Island	26	32	0	81.2	205	3	30	2-17	166.00
TOTALS	34	43	0	79.1	324	5	56	3-19	180.73

#11 Nate Ong	Comp	Att	Int	Pct	Yards	TD	Long	Sacked	Effic
CAMPBELL	3	5	1	60.0	55	0	32	0-0	112.40
TOTALS	3	5	1	60.0	55	0	32	0-0	112.40

RUSING GAME-BY-GAME

RUSHING	No-Yds/TD	CAMPBE	GSU	HAM	DELAWA	UMASS	URI
Colby Goodwyn RB	71-356/2	DNP	24-184/1	23-79/1	13-48/0	11-45/0	DNP
Angus Harper RB	60-265/3	10-28/1	16-67/0	15-111/2	3-11/0	1-3/0	15-45/0
Thomas DeMarco QB	50-129/5	9-13/1	9-11/2	11-29/2	13-43/0	8-33/0	-
Lorenzo Smith RB	20-94/0	15-74/0	5-20/0	DNP	DNP	DNP	-
Antonio Vaughan WR	4-77/1	1-30/1	-	-	1-9/0	1-38/0	1-0/0
Tyree Lee RB	25-74/1	DNP	DNP	DNP	DNP	11-38/1	14-36/0
Taylor Heinicke	13-37/1	DNP	DNP	DNP	DNP	5-24/0	8-13/1
Jonathan Plisco P	1-15/0	-	-	-	1-15/0	-	-
Nick Mayers WR	4-3/0	DNP	-	-	-	3-1/0	1-2/0
TEAM	4--10/0	1--4/0	-	-	DNP	1--2/0	2--4/0

RECEIVING GAME-BY-GAME

RECEIVING	No-Yds/TD	CAMPBE	GSU	HAM	DELAWA	UMASS	URI
Reid Evans WR	27-297/2	3-27/0	2-13/1	6-57/0	8-80/0	2-60/1	6-60/0
Antonio Vaughan WR	24-246/2	6-97/1	4-27/0	5-49/0	2-9/1	2-18/0	5-46/0
Nick Mayers WR	21-229/3	DNP	1-20/0	-	6-65/0	6-78/2	8-66/1
Prentice Gill WR	15-184/0	3-38/0	2-21/0	1-7/0	3-19/0	4-88/0	2-11/0
Larry Pinkard WR	13-161/4	3-16/0	2-34/0	2-27/0	1-9/0	3-64/2	2-11/2
Angus Harper RB	13-100/0	7-58/0	1-5/0	3-22/0	1-9/0	-	1-6/0
Kai Blanco TE	6-62/1	4-52/1	1-6/0	1-4/0	-	-	-
Blair Roberts WR	3-55/0	3-55/0	-	-	-	-	-
Colby Goodwyn RB	7-55/0	DNP	-	2-6/0	2-16/0	3-33/0	DNP
Marquel Thomas WR	1-11/0	1-11/0	-	-	-	-	DNP
Jakwail Bailey WR	2-10/0	1-10/0	-	-	-	-	1-0/0
Tyree Lee RB	2-2/0	DNP	DNP	DNP	DNP	1-3/0	1-5/0
Dorian Jackson WR	2-1/0	1-1/0	-	DNP	DNP	1-0/0	DNP

ALL-PURPOSE YARDS GAME-BY-GAME

ALL-PURPOSE YARDS	Total	CAMPBE	GSU	HAM	DELAWA	UMASS	URI
Colby Goodwyn	616	DNP	222	186	90	118	DNP
Antonio Vaughan	400	191	30	59	18	56	46
Reid Evans	379	56	28	58	85	81	71
Angus Harper	365	86	72	133	20	3	51
Aaron Evans	358	-	47	-	93	94	124
Nick Mayers	232	DNP	20	-	65	79	68
Prentice Gill	184	38	21	7	19	88	11
Larry Pinkard	166	16	34	32	9	64	11
Thomas DeMarco	133	13	11	29	47	33	-
Lorenzo Smith	94	74	20	DNP	DNP	DNP	-
Blair Roberts	91	55	36	-	-	-	-
Tyree Lee	76	DNP	DNP	DNP	DNP	35	41
Kai Blanco	58	52	2	4	-	-	-
Taylor Heinicke	37	DNP	DNP	DNP	DNP	24	13
James Faircloth	33	-	-	33	-	-	-
Devon Simmons	33	-	33	-	-	-	-
Jakwail Bailey	20	10	-	-	-	10	-
Eriq Lewis	20	-	-	-	-	-	20
Jonathan Plisco	15	-	-	-	15	-	-
Carvin Powell	14	-	14	-	-	-	-
Craig Wilkins	12	-	-	-	-	-	12
Paul Morant	12	12	-	-	-	-	-
Marquel Thomas	11	11	-	-	-	-	DNP
Alex Johnson	8	-	DNP	-	DNP	DNP	8
Dorian Jackson	1	1	-	DNP	DNP	-	DNP
TEAM	-10	-4	-	-	-	-2	-4

TACKLES GAME-BY-GAME

Total Tackles	UA-A	Total	CAMPBE	GSU	HAM	DELAWA	UMASS	URI
Craig Wilkins LB	33-24	57	2-4	6-3	12-5	7-2	2-7	4-3
J.J. Williams LB	13-24	37	0-4	2-2	1-2	5-5	2-6	3-5
Ronnie Cameron DT	15-18	33	3-6	5-3	2-3	0-3	2-3	3-0
Carvin Powell SAF	27-6	33	3-2	3-0	1-2	7-1	5-1	8-0
Alex Arain LB	19-13	32	2-2	1-1	2-2	4-2	8-4	2-2
Chad King DE	17-14	31	3-3	2-4	4-4	1-1	2-2	5-0
Eriq Lewis CB	22-6	28	3-1	2-0	6-1	6-1	2-3	3-0
Devon Simmons SAF	13-14	27	2-5	0-1	1-0	2-3	5-4	3-1
Chris Burnette DT	8-14	22	2-3	-	0-3	3-3	0-4	3-1
Paul Morant SAF	13-7	20	4-1	3-1	1-1	0-2	2-0	3-2
John Darr LB	11-8	19	2-1	3-4	2-0	-	1-3	3-0
Edmon McClam DT	7-10	17	0-3	1-0	4-2	0-3	0-2	2-0
Keenan Terry CB	11-5	16	2-1	0-1	5-0	-	1-2	3-1
Michael Colbert LB	9-6	15	DNP	1-1	0-2	4-3	2-0	2-0
Markell Wilkins CB	9-6	15	1-1	2-0	0-1	2-2	3-2	1-0
Aaron Evans CB	6-8	14	-	1-2	2-1	2-0	0-4	1-1
Fred Credle SAF	2-7	9	0-4	-	1-0	-	0-1	1-2
Nick Mayers	3-5	8	DNP	-	1-0	1-2	0-2	1-1
T.J. Cowart CB	4-4	8	0-2	4-2	DNP	DNP	DNP	DNP
D. Guinn-Bailey DT	4-3	7	2-1	-	-	0-1	2-1	DNP
Erik Saylor DT	3-4	7	-	1-0	0-1	0-2	2-1	-
Patrick Young LB	1-5	6	0-1	1-1	-	0-3	DNP	DNP
Xavier Duckett LB	3-3	6	1-0	2-1	DNP	-	0-2	-
Alex Johnson DE	0-5	5	0-5	DNP	-	DNP	DNP	-
Neal Hale SAF	2-2	4	-	2-0	0-1	0-1	-	-
Nate Barnes DT	0-4	4	0-2	0-1	DNP	0-1	-	-
B.J. McLaughlin DE	1-2	3	0-2	1-0	DNP	DNP	DNP	DNP
Preston Smith DE	0-3	3	0-1	DNP	0-1	DNP	0-1	-
Blair Roberts	1-2	3	-	-	-	-	1-2	-
Robbie Duncan	1-2	3	-	0-1	-	0-1	1-0	-
Rick Lovato	2-0	2	-	1-0	-	1-0	DNP	-
James Faircloth LB	1-1	2	-	1-0	-	-	0-1	-
Prentice Gill	0-1	1	-	-	0-1	-	-	-
Jakwail Bailey	1-0	1	1-0	-	-	-	-	-
Tommy Reamon	0-1	1	-	0-1	DNP	DNP	DNP	DNP
Jack Lowney	1-0	1	-	-	-	1-0	-	-
Lorenzo Smith	1-0	1	1-0	-	DNP	DNP	DNP	-
Reid Evans	0-1	1	-	-	0-1	-	-	-
Larry Pinkard	1-0	1	-	1-0	-	-	-	-
Jarod Brown	0-1	1	0-1	-	-	-	-	-

TACKLES FOR LOSS GAME-BY-GAME

TACKLES FOR LOSS	UA-A	Total	CAMPBE	GSU	HAM	DELAWA	UMASS	URI
Ronnie Cameron DT	5-7	8.5	2.0-10	2.0-18	1.0-1	1.0-2	2.5-10	-
Craig Wilkins LB	6-1	6.5	-	1.0-2	1.0-4	-	1.0-1	3.5-13
Chad King DE	4-3	5.5	1.5-11	0.5-2	1.0-3	0.5-3	1.0-7	1.0-7
Erik Saylor DT	3-1	3.5	-	1.0-2	-	0.5-1	2.0-13	-
Edmon McClam DT	2-2	3.0	-	-	2.0-12	0.5-1	0.5-1	-
John Darr LB	2-2	3.0	0.5-0	0.5-4	1.0-3	-	1.0-10	-
Alex Arain LB	2-1	2.5	1.0-4	-	-	-	1.0-7	0.5-3
Eriq Lewis CB	2-1	2.5	-	-	2.0-4	0.5-2	-	-
D. Guinn-Bailey DT	2-1	2.5	2.0-9	-	-	0.5-1	-	DNP
Fred Credle SAF	1-2	2.0	1.0-7	-	-	-	-	1.0-5
Patrick Young LB	1-1	1.5	0.5-4	1.0-1	-	-	DNP	DNP
Paul Morant SAF	1-0	1.0	-	-	-	-	-	1.0-1
Chris Burnette DT	1-0	1.0	-	-	-	-	-	1.0-2
Alex Johnson DE	0-1	0.5	0.5-1	DNP	-	DNP	DNP	-
Nate Barnes DT	0-1	0.5	0.5-1	-	DNP	-	-	-
J.J. Williams LB	0-1	0.5	-	-	-	0.5-1	-	-
B.J. McLaughlin DE	0-1	0.5	0.5-4	-	DNP	DNP	DNP	DNP

SACKS GAME-BY-GAME

SACKS	UA-A	Total	CAMPBE	GSU	HAM	DELAWA	UMASS	URI
Chad King DE	4-1	4.5	1.0-7	0.5-2	1.0-3	-	1.0-7	1.0-7
Ronnie Cameron DT	2-3	3.5	0.5-4	2.0-18	-	-	1.0-6	-
Erik Saylor DT	2-0	2.0	-	1.0-2	-	-	1.0-9	-
Edmon McClam DT	2-0	2.0	-	-	2.0-12	-	-	-
Alex Arain LB	1-1	1.5	-	-	-	-	1.0-7	0.5-3
John Darr LB	1-1	1.5	-	0.5-4	-	-	1.0-10	-
D. Guinn-Bailey DT	1-0	1.0	1.0-5	-	-	-	-	DNP
Nate Barnes DT	0-1	0.5	0.5-1	-	DNP	-	-	-
Craig Wilkins LB	0-1	0.5	-	-	-	-	-	0.5-3
Fred Credle SAF	0-1	0.5	0.5-4	-	-	-	-	-
B.J. McLaughlin DE	0-1	0.5	0.5-4	-	DNP	DNP	DNP	DNP
Alex Johnson DE	0-1	0.5	0.5-1	DNP	-	DNP	DNP	-
Patrick Young LB	0-1	0.5	0.5-4	-	-	-	DNP	DNP

FUMBLES GAME-BY-GAME

FUMBLES	No-Lost	CAMPBE	GSU	HAM	DELAWA	UMASS	URI
Thomas DeMarco QB	2-0	1-0	-	-	1-0	-	-
Colby Goodwyn RB	2-2	DNP	1-1	-	1-1	-	DNP
Lorenzo Smith RB	1-1	1-1	-	DNP	DNP	DNP	-
Angus Harper RB	1-1	-	-	1-1	-	-	-
Paul Morant	1-0	1-0	-	-	-	-	-
Aaron Evans	1-0	-	-	-	1-0	-	-
Kai Blanco TE	1-0	-	1-0	-	-	-	-
Antonio Vaughan WR	1-1	-	1-1	-	-	-	-

FUMBLES FORCED	Number	CAMPBE	GSU	HAM	DELAWA	UMASS	URI
Eriq Lewis	2	-	-	1	1	-	-
John Darr	2	-	-	1	-	1	-
Edmon McClam	2	-	-	2	-	-	-
Carvin Powell	1	-	-	-	-	1	-
Alex Arain	1	-	-	-	-	1	-
Rick Lovato LS	1	-	-	-	1	DNP	-
Ronnie Cameron	1	-	-	-	-	1	-
Keenan Terry	1	1	-	-	-	-	-

FUMBLES RECOVERED	Number	CAMPBE	GSU	HAM	DELAWA	UMASS	URI
John Darr	2	1	-	-	-	1	-
Chris Lovitt WR	1	-	-	-	1	-	-
Carvin Powell	1	-	-	-	1	-	-
Paul Morant	1	-	-	1	-	-	-
Ronnie Cameron	1	-	-	1	-	-	-

RETURNS GAME-BY-GAME

PUNT RETURNS	No-Yds	CAMPBE	GSU	HAM	DELAWA	UMASS	URI
Reid Evans	11-82	5-29	2-15	1-1	1-5	1-21	1-11
James Faircloth	1-33	-	-	1-33	-	-	-
Antonio Vaughan	3-19	1-16	2-3	-	-	-	-
Jakwail Bailey	1-10	-	-	-	-	1-10	-
Alex Arain	1-0	-	1-0	-	-	-	-

KICK RETURNS	No-Yds	CAMPBE	GSU	HAM	DELAWA	UMASS	URI
Aaron Evans	14-358	-	2-47	-	4-93	4-94	4-124
Colby Goodwyn	10-205	DNP	1-38	5-101	2-26	2-40	DNP
Antonio Vaughan	4-58	3-48	-	1-10	-	-	-
Alex Johnson	1-8	-	DNP	-	DNP	DNP	1-8
Thomas DeMarco	1-4	-	-	-	1-4	-	-
Kai Blanco	1-4	-	1-4	-	-	-	-

INT. RETURNS	No-Yds	CAMPBE	GSU	HAM	DELAWA	UMASS	URI
Eriq Lewis	2-20	-	1-0	-	-	-	1-20
Devon Simmons	2-33	-	1-33	-	-	1-0	-
Paul Morant	1-12	1-12	-	-	-	-	-
Markell Wilkins	1-0	-	-	-	-	1-0	-
Craig Wilkins	1-12	-	-	-	-	-	1-12
Carvin Powell	1-14	-	1-14	-	-	-	-

FUMBLE RETURNS	No-Yds	CAMPBE	GSU	HAM	DELAWA	UMASS	URI
Chris Lovitt	1-18	-	-	-	1-18	-	-

Old Dominion Game Superlatives (as of Oct 12, 2011) All games

INDIVIDUAL GAME HIGHS

Rushes	24	Colby Goodwyn at Georgia State (Sep 10, 2011)
Yards Rushing	184	Colby Goodwyn at Georgia State (Sep 10, 2011)
TD Rushes	2	Thomas DeMarco at Georgia State (Sep 10, 2011)
	2	Angus Harper vs Hampton (Sep 17, 2011)
	2	Thomas DeMarco vs Hampton (Sep 17, 2011)
Long Rush	53	Colby Goodwyn at Georgia State (Sep 10, 2011)
Pass attempts	46	Thomas DeMarco at Delaware (Sep 24, 2011)
Pass completions	29	Thomas DeMarco vs CAMPBELL (Sep 03, 2011)
Yards Passing	310	Thomas DeMarco vs CAMPBELL (Sep 03, 2011)
TD Passes	3	Thomas DeMarco vs #20 UMASS (Oct 01, 2011)
	3	Taylor Heinicke at Rhode Island (Oct 08, 2011)
Long Pass	56	Taylor Heinicke vs #20 UMASS (Oct 01, 2011)
Receptions	8	Reid Evans at Delaware (Sep 24, 2011)
	8	Nick Mayers at Rhode Island (Oct 08, 2011)
Yards Receiving	97	Antonio Vaughan vs CAMPBELL (Sep 03, 2011)
TD Receptions	2	Nick Mayers vs #20 UMASS (Oct 01, 2011)
	2	Larry Pinkard vs #20 UMASS (Oct 01, 2011)
	2	Larry Pinkard at Rhode Island (Oct 08, 2011)
Long Reception	56	Reid Evans vs #20 UMASS (Oct 01, 2011)
Field Goals	2	Jarod Brown vs CAMPBELL (Sep 03, 2011)
	2	Jarod Brown at Georgia State (Sep 10, 2011)
Long Field Goal	51	Jarod Brown at Georgia State (Sep 10, 2011)
Punts	9	Jonathan Plisco at Georgia State (Sep 10, 2011)
Punting Avg	54.0	Thomas DeMarco vs CAMPBELL (Sep 03, 2011)
Long Punt	62	Jonathan Plisco at Rhode Island (Oct 08, 2011)
Punts inside 20	3	Jonathan Plisco at Rhode Island (Oct 08, 2011)
Long Punt Return	36	Blair Roberts at Georgia State (Sep 10, 2011)
Long Kickoff Return	38	Colby Goodwyn at Georgia State (Sep 10, 2011)
	38	Aaron Evans at Rhode Island (Oct 08, 2011)
Tackles	17	Craig Wilkins vs Hampton (Sep 17, 2011)
Sacks	2.0	Ronnie Cameron at Georgia State (Sep 10, 2011)
	2.0	Edmon McClam vs Hampton (Sep 17, 2011)
Tackles For Loss	3.5	Craig Wilkins at Rhode Island (Oct 08, 2011)
Interceptions	1	Paul Morant vs CAMPBELL (Sep 03, 2011)
	1	Devon Simmons at Georgia State (Sep 10, 2011)
	1	Eriq Lewis at Georgia State (Sep 10, 2011)
	1	Carvin Powell at Georgia State (Sep 10, 2011)
	1	Devon Simmons vs #20 UMASS (Oct 01, 2011)
	1	Markell Wilkins vs #20 UMASS (Oct 01, 2011)
	1	Craig Wilkins at Rhode Island (Oct 08, 2011)
	1	Eriq Lewis at Rhode Island (Oct 08, 2011)

Old Dominion Game Superlatives (as of Oct 12, 2011)
All games

TEAM GAME HIGHS

Rushes	54	at Georgia State (Sep 10, 2011)
Yards Rushing	282	at Georgia State (Sep 10, 2011)
Yards Per Rush	5.2	at Georgia State (Sep 10, 2011)
TD Rushes	5	vs Hampton (Sep 17, 2011)
Pass attempts	46	at Delaware (Sep 24, 2011)
Pass completions	32	vs CAMPBELL (Sep 03, 2011)
Yards Passing	365	vs CAMPBELL (Sep 03, 2011)
Yards Per Pass	9.7	vs #20 UMASS (Oct 01, 2011)
TD Passes	5	vs #20 UMASS (Oct 01, 2011)
Total Plays	79	vs CAMPBELL (Sep 03, 2011)
Total Offense	518	vs #20 UMASS (Oct 01, 2011)
Yards Per Play	6.8	vs #20 UMASS (Oct 01, 2011)
Points	48	vs #20 UMASS (Oct 01, 2011)
Sacks By	5	vs CAMPBELL (Sep 03, 2011)
	5	vs #20 UMASS (Oct 01, 2011)
First Downs	26	vs Hampton (Sep 17, 2011)
Penalties	8	vs CAMPBELL (Sep 03, 2011)
	8	at Delaware (Sep 24, 2011)
Penalty Yards	93	vs Hampton (Sep 17, 2011)
Turnovers	3	vs CAMPBELL (Sep 03, 2011)
Interceptions By	3	at Georgia State (Sep 10, 2011)
Punts	9	at Georgia State (Sep 10, 2011)
Punting Avg	48.7	at Rhode Island (Oct 08, 2011)
Long Punt	62	at Rhode Island (Oct 08, 2011)
Punts inside 20	3	at Rhode Island (Oct 08, 2011)
Long Punt Return	36	at Georgia State (Sep 10, 2011)

Old Dominion Game Superlatives (as of Oct 12, 2011)
All games

OPPONENT INDIVIDUAL GAME HIGHS

Rushes	25	J. Hernandez, vs #20 UMASS (Oct 01, 2011)
Yards Rushing	121	J. Hernandez, vs #20 UMASS (Oct 01, 2011)
TD Rushes	1	Russell, Donald, at Georgia State (Sep 10, 2011)
	1	Evans, Travis, at Georgia State (Sep 10, 2011)
	1	CHISHOLM,Antwon, vs Hampton (Sep 17, 2011)
	1	WASHINGTON,Jorr, vs Hampton (Sep 17, 2011)
	1	LEGREE,David, vs Hampton (Sep 17, 2011)
	1	J. Hernandez, vs #20 UMASS (Oct 01, 2011)
	1	Baskerville, at Rhode Island (Oct 08, 2011)
Long Rush	23	J. Hernandez, vs #20 UMASS (Oct 01, 2011)
Pass attempts	40	SMITH, Braden, vs CAMPBELL (Sep 03, 2011)
	40	K. Pagel, vs #20 UMASS (Oct 01, 2011)
Pass completions	26	Donnelly, at Delaware (Sep 24, 2011)
Yards Passing	304	Donnelly, at Delaware (Sep 24, 2011)
TD Passes	3	K. Pagel, vs #20 UMASS (Oct 01, 2011)
Long Pass	46	LEGREE,David, vs Hampton (Sep 17, 2011)
Receptions	10	E. Igwenagu, vs #20 UMASS (Oct 01, 2011)
Yards Receiving	117	White, at Delaware (Sep 24, 2011)
TD Receptions	1	DODSON, Preston, vs CAMPBELL (Sep 03, 2011)
	1	CRAMER, Jordan, vs CAMPBELL (Sep 03, 2011)
	1	HICKS,Reginald, vs Hampton (Sep 17, 2011)
	1	Jones, at Delaware (Sep 24, 2011)
	1	White, at Delaware (Sep 24, 2011)
	1	J. Talley, vs #20 UMASS (Oct 01, 2011)
	1	J. Julmiste, vs #20 UMASS (Oct 01, 2011)
	1	M. Michel, vs #20 UMASS (Oct 01, 2011)
	1	E. Igwenagu, vs #20 UMASS (Oct 01, 2011)
	1	Frazier, at Rhode Island (Oct 08, 2011)
	1	Migliarese, at Rhode Island (Oct 08, 2011)
Long Reception	46	McCAIN,Dyrri, vs Hampton (Sep 17, 2011)
Field Goals	4	Baner, at Delaware (Sep 24, 2011)
Long Field Goal	43	Baner, at Delaware (Sep 24, 2011)
Punts	10	Hubbard, Matt, at Georgia State (Sep 10, 2011)
Punting Avg	43.6	Zaragoza, at Delaware (Sep 24, 2011)
Long Punt	60	Zaragoza, at Delaware (Sep 24, 2011)
Punts inside 20	7	Hubbard, Matt, at Georgia State (Sep 10, 2011)
Long Punt Return	45	J. Talley, vs #20 UMASS (Oct 01, 2011)
Long Kickoff Return	60	Hawkins, at Delaware (Sep 24, 2011)
Tackles	17	TYLER,Delbert, vs Hampton (Sep 17, 2011)
Sacks	2.0	ROBINSON, J., vs CAMPBELL (Sep 03, 2011)
	2.0	PEDEN,Terry, vs Hampton (Sep 17, 2011)
Tackles For Loss	2.5	ROBINSON, J., vs CAMPBELL (Sep 03, 2011)
	2.5	TYLER,Delbert, vs Hampton (Sep 17, 2011)
	2.5	McGinnis, at Rhode Island (Oct 08, 2011)
Interceptions	1	BARNES, Terrell, vs CAMPBELL (Sep 03, 2011)
	1	BURRIS, Colten, vs CAMPBELL (Sep 03, 2011)
	1	BLAKE,Justin, vs Hampton (Sep 17, 2011)
	1	Burley, at Delaware (Sep 24, 2011)
	1	D. Adeoba, vs #20 UMASS (Oct 01, 2011)
	1	C. Birt, vs #20 UMASS (Oct 01, 2011)

Old Dominion Game Superlatives (as of Oct 12, 2011)
All games

OPPONENT TEAM GAME HIGHS

Rushes	42	vs Hampton (Sep 17, 2011)
Yards Rushing	147	at Rhode Island (Oct 08, 2011)
Yards Per Rush	3.7	at Rhode Island (Oct 08, 2011)
TD Rushes	3	vs Hampton (Sep 17, 2011)
Pass attempts	50	vs #20 UMASS (Oct 01, 2011)
Pass completions	32	vs #20 UMASS (Oct 01, 2011)
Yards Passing	344	vs #20 UMASS (Oct 01, 2011)
Yards Per Pass	7.8	at Delaware (Sep 24, 2011)
TD Passes	4	vs #20 UMASS (Oct 01, 2011)
Total Plays	88	vs #20 UMASS (Oct 01, 2011)
Total Offense	423	vs #20 UMASS (Oct 01, 2011)
Yards Per Play	5.2	vs Hampton (Sep 17, 2011)
Points	42	vs Hampton (Sep 17, 2011)
Sacks By	2	vs CAMPBELL (Sep 03, 2011)
	2	vs Hampton (Sep 17, 2011)
	2	vs #20 UMASS (Oct 01, 2011)
	2	at Rhode Island (Oct 08, 2011)
First Downs	26	vs #20 UMASS (Oct 01, 2011)
Penalties	11	vs #20 UMASS (Oct 01, 2011)
Penalty Yards	110	vs #20 UMASS (Oct 01, 2011)
Turnovers	4	vs #20 UMASS (Oct 01, 2011)
Interceptions By	2	vs CAMPBELL (Sep 03, 2011)
	2	vs #20 UMASS (Oct 01, 2011)
Punts	10	at Georgia State (Sep 10, 2011)
Punting Avg	43.6	at Delaware (Sep 24, 2011)
Long Punt	60	at Delaware (Sep 24, 2011)
Punts inside 20	7	at Georgia State (Sep 10, 2011)
Long Punt Return	45	vs #20 UMASS (Oct 01, 2011)

Old Dominion (5 - 1 - 0)

Thru: 10/08/2011 - Week 6

TEAM RANKINGS

120 teams ranked in Football Championship Subdivision
11 teams ranked in the Colonial Conference

2011 SCHEDULE AND RESULTS

5-1 W-2

Colonial Conference Record: 2-1

Sat 09/03/2011	CAMPBELL *	41 - 14	W
Sat 09/10/2011	@ Georgia St.	40 - 17	W
Sat 09/17/2011	HAMPTON *	45 - 42	W
Sat 09/24/2011	@ Delaware	17 - 27	L
Sat 10/01/2011	MASSACHUSETTS *	48 - 33	W
Sat 10/08/2011	@ Rhode Island	31 - 23	W
Sat 10/15/2011	TOWSON		
Sat 10/22/2011	@ Villanova		
Sat 10/29/2011	JAMES MADISON		
Sat 11/05/2011	RICHMOND		
Sat 11/12/2011	@ William & Mary		

HOME GAME IN CAPS * Night Game ^ Neutral Site
OT Overtime Game

Category	National Rank	Actual	National Leader	Actual	Conf Rank	Colonial Conference Leader	Actual
Rushing Offense	T-36	173.33	Ga. Southern	374.80	4	James Madison	241.00
Passing Offense	38	235.50	Morehead St.	383.50	4	New Hampshire	300.40
Total Offense	29	408.83	Tenn.-Martin	511.60	3	New Hampshire	452.00
Scoring Offense	6	37.00	Tenn.-Martin	45.20	2	New Hampshire	40.20
Rushing Defense	14	96.33	Sam Houston St.	46.00	2	James Madison	86.50
Pass Efficiency Defense	44	119.96	Southern U.	87.32	5	Maine	91.95
Total Defense	45	339.83	Texas Southern	214.40	7	William & Mary	307.50
Scoring Defense	61	26.00	North Dakota St.	9.20	7	Towson	17.20
Net Punting	14	38.17	Fordham	42.71	2	Villanova	39.23
Punt Returns	42	10.88	Wofford	27.00	5	New Hampshire	14.14
Kickoff Returns	71	20.29	Northern Ariz.	30.67	8	Richmond	24.96
Turnover Margin	25	.67	Alabama St.	2.83	2	Maine	1.40
Pass Defense	87	243.50	Chattanooga	111.83	9	William & Mary	155.67
Passing Efficiency	39	137.02	Furman	181.38	5	New Hampshire	166.70
Sacks	15	3.17	Prairie View	4.00	1	Old Dominion	3.17
Tackles For Loss	25	7.50	Prairie View	9.50	2	Rhode Island	8.20
Sacks Allowed	50	1.67	Tenn.-Martin	.20	4	Delaware	1.17

T=tied at this ranking

PLAYER RANKINGS

Player must have played in 75% of team's games
Summary of the top 100 national leaders and top 25 conference leaders
15 categories ranked

Category	Player	National Rank	Actual	National Leader	Actual	Conf Rank	Colonial Conference Leader	Actual
Rushing	Angus Harper		44.17	McCaffrey (Portland St.)	157.00	15	Hernandez (Massachusetts)	118.80
Passing Efficiency (Min. 15 Att./Game)	Thomas DeMarco	60	125.92	Forcier (Furman)	190.53	6	Decker (New Hampshire)	172.64
Total Offense	Thomas DeMarco	70	193.83	Lum (Lehigh)	375.00	7	Decker (New Hampshire)	336.20
	Angus Harper		44.17			24		
Receptions Per Game	Reid Evans	T-84	4.50	Rumble (Idaho St.)	10.17	9	Gray (Richmond)	8.00
	Nick Mayers		4.20			12		
	Antonio Vaughan		4.00			13		
Receiving Yards Per Game	Reid Evans		49.50	Spadola (Lehigh)	147.00	12	Harris (New Hampshire)	115.75
	Nick Mayers		45.80			14		
	Antonio Vaughan		41.00			17		
Interceptions	Devon Simmons	T-60	.33	Riley (Alabama St.)	.83	T-6	James (Maine)	.60
	Eriq Lewis	T-60	.33			T-6		
Punting (Min. 3.6 Punts/Game)	Jonathan Plisco	3	47.12	Harrington (Idaho St.)	48.10	1	Plisco (Old Dominion)	47.12
Punt Returns (Min. 1.2 Ret./Game)	Reid Evans	51	7.45	Estelle (Tenn.-Martin)	23.64	6	Orlando (New Hampshire)	14.14
Kickoff Returns (Min. 1.2 Ret./Game)	Aaron Evans	36	25.57	Perkins (Northern Ariz.)	40.71	4	Julmiste (Massachusetts)	32.88
Field Goals	Jarod Brown	T-21	1.33	Jacob (Princeton)	2.25	T-3	Kamin (Richmond)	1.40
Scoring	Jarod Brown	21	8.67	McCaffrey (Portland St.)	18.00	2	West (Towson)	10.80
	Thomas DeMarco		5.00			T-18		
	Larry Pinkard		5.00			T-18		
All-Purpose Runners	Antonio Vaughan		66.67	Truss (Samford)	209.20	21	Peters (New Hampshire)	164.20
	Reid Evans		63.17			23		
Sacks	Chad King	T-33	.75	Hamilton (Prairie View)	1.67	3	McNally (New Hampshire)	.90
	Ronnie Cameron	T-75	.58			T-5		
	Erik Saylor		.33			T-17		
	Edmon McClam		.33			T-17		
Tackles	Craig Wilkins	T-42	9.50	Evans (New Hampshire)	14.20	7	Evans (New Hampshire)	14.20
Tackles For Loss	Ronnie Cameron	T-27	1.42	Hamilton (Prairie View)	2.50	3	Johnson (Rhode Island)	1.90
	Craig Wilkins	T-98	1.08			9		
	Chad King		.92			T-13		

T=tied at this ranking

Old Dominion Overall Team Statistics (as of Oct 08, 2011)
All games

Team Statistics	ODU	OPP
SCORING	222	156
Points Per Game	37.0	26.0
FIRST DOWNS	124	119
Rushing	47	39
Passing	67	70
Penalty	10	10
RUSHING YARDAGE	1040	578
Yards gained rushing	1150	823
Yards lost rushing	110	245
Rushing Attempts	252	233
Average Per Rush	4.1	2.5
Average Per Game	173.3	96.3
TDs Rushing	13	7
PASSING YARDAGE	1413	1461
Comp-Att-Int	136-206-6	139-235-8
Average Per Pass	6.9	6.2
Average Per Catch	10.4	10.5
Average Per Game	235.5	243.5
TDs Passing	12	11
TOTAL OFFENSE	2453	2039
Total Plays	458	468
Average Per Play	5.4	4.4
Average Per Game	408.8	339.8
KICK RETURNS: #-Yards	31-629	40-852
PUNT RETURNS: #-Yards	17-185	18-230
INT RETURNS: #-Yards	8-91	6-45
KICK RETURN AVERAGE	20.3	21.3
PUNT RETURN AVERAGE	10.9	12.8
INT RETURN AVERAGE	11.4	7.5
FUMBLES-LOST	10-5	18-7
PENALTIES-Yards	43-396	39-346
Average Per Game	66.0	57.7
PUNTS-Yards	36-1664	37-1492
Average Per Punt	46.2	40.3
Net punt average	38.2	35.3
TIME OF POSSESSION/Game	28:56	30:56
3RD-DOWN Conversions	35/97	36/103
3rd-Down Pct	36%	35%
4TH-DOWN Conversions	8/14	6/15
4th-Down Pct	57%	40%
SACKS BY-Yards	19-123	10-60
MISC YARDS	30	0
TOUCHDOWNS SCORED	28	19
FIELD GOALS-ATTEMPTS	8-10	8-10
ON-SIDE KICKS	1-1	0-0
RED-ZONE SCORES	(22-26) 85%	(22-26) 85%
RED-ZONE TOUCHDOWNS	(19-26) 73%	(17-26) 65%
PAT-ATTEMPTS	(26-27) 96%	(14-16) 88%
ATTENDANCE	59454	32516
Games/Avg Per Game	3/19818	3/10839
Neutral Site Games		0/0

Score by Quarters	1st	2nd	3rd	4th	oT	Total
Old Dominion	52	66	45	59	0	222
Opponents	27	50	43	36	0	156

Old Dominion Overall Individual Statistics (as of Oct 08, 2011) All games

Rushing	gp	att	gain	loss	net	avg	td	lg	avg/g
Colby Goodwyn	4	71	368	12	356	5.0	2	53	89.0
Angus Harper	6	60	279	14	265	4.4	3	39	44.2
Thomas DeMarco	6	50	177	48	129	2.6	5	16	21.5
Lorenzo Smith	3	20	94	0	94	4.7	0	12	31.3
Antonio Vaughan	6	4	77	0	77	19.2	1	38	12.8
Tyree Lee	2	25	79	5	74	3.0	1	13	37.0
Taylor Heinicke	2	13	56	19	37	2.8	1	13	18.5
Jonathan Plisco	6	1	15	0	15	15.0	0	15	2.5
Nick Mayers	5	4	5	2	3	0.8	0	2	0.6
TEAM	5	4	0	10	-10	-2.5	0	0	-2.0
Total	6	252	1150	110	1040	4.1	13	53	173.3
Opponents	6	233	823	245	578	2.5	7	23	96.3

Passing	gp	effic	comp-att-int	pct	yds	td	lg	avg/g
Thomas DeMarco	6	125.92	99-158-5	62.7	1034	7	43	172.3
Taylor Heinicke	2	180.73	34-43-0	79.1	324	5	56	162.0
Nate Ong	2	112.40	3-5-1	60.0	55	0	32	27.5
Total	6	137.03	136-206-6	66.0	1413	12	56	235.5
Opponents	6	120.01	139-235-8	59.1	1461	11	46	243.5

Receiving	gp	no.	yds	avg	td	lg	avg/g
Reid Evans	6	27	297	11.0	2	56	49.5
Antonio Vaughan	6	24	246	10.2	2	43	41.0
Nick Mayers	5	21	229	10.9	3	37	45.8
Prentice Gill	6	15	184	12.3	0	40	30.7
Larry Pinkard	6	13	161	12.4	4	38	26.8
Angus Harper	6	13	100	7.7	0	21	16.7
Colby Goodwyn	4	7	55	7.9	0	14	13.8
Kai Blanco	6	6	62	10.3	1	26	10.3
Blair Roberts	6	3	55	18.3	0	32	9.2
Jakwail Bailey	6	2	10	5.0	0	10	1.7
Tyree Lee	2	2	2	1.0	0	5	1.0
Dorian Jackson	3	2	1	0.5	0	1	0.3
Marquel Thomas	5	1	11	11.0	0	11	2.2
Total	6	136	1413	10.4	12	56	235.5
Opponents	6	139	1461	10.5	11	46	243.5

Punt Returns	no.	yds	avg	td	lg
Reid Evans	11	82	7.5	0	22
Antonio Vaughan	3	19	6.3	0	16
Jakwail Bailey	1	10	10.0	0	0
Alex Arain	1	0	0.0	0	0
James Faircloth	1	33	33.0	0	0
Blair Roberts	0	36	0.0	1	36
Larry Pinkard	0	5	0.0	1	5
Total	17	185	10.9	2	36
Opponents	18	230	12.8	0	45

Interceptions	no.	yds	avg	td	lg
Eriq Lewis	2	20	10.0	0	20
Devon Simmons	2	33	16.5	0	33
Markell Wilkins	1	0	0.0	0	0
Paul Morant	1	12	12.0	0	12
Craig Wilkins	1	12	12.0	0	12
Carvin Powell	1	14	14.0	0	14
Total	8	91	11.4	0	33
Opponents	6	45	7.5	0	19

Kick Returns	no.	yds	avg	td	lg
Aaron Evans	14	358	25.6	0	38
Colby Goodwyn	10	205	20.5	0	38
Antonio Vaughan	4	58	14.5	0	21
Kai Blanco	1	-4	-4.0	0	0
Thomas DeMarco	1	4	4.0	0	4
Patrick Young	1	8	8.0	0	8
Total	31	629	20.3	0	38
Opponents	40	852	21.3	0	60

Fumble Returns	no.	yds	avg	td	lg
Chris Lovitt	1	18	18.0	1	18
Total	1	18	18.0	1	18
Opponents	2	135	67.5	1	93

**Old Dominion Overall Individual Statistics (as of Oct 08, 2011)
All games**

Scoring	td	fg	PAT				dpx	saf	pts
			kick	rush	rcv	pass			
Jarod Brown	-	8-10	26-27	1-1	-	-	-	-	52
Thomas DeMarco	5	-	-	-	-	-	-	-	30
Larry Pinkard	5	-	-	-	-	-	-	-	30
Angus Harper	3	-	-	-	-	-	-	-	18
Nick Mayers	3	-	-	-	-	-	-	-	18
Antonio Vaughan	3	-	-	-	-	-	-	-	18
Colby Goodwyn	2	-	-	-	-	-	-	-	12
Reid Evans	2	-	-	-	-	-	-	-	12
Tyree Lee	1	-	-	-	-	-	-	-	6
Chris Lovitt	1	-	-	-	-	-	-	-	6
Kai Blanco	1	-	-	-	-	-	-	-	6
Blair Roberts	1	-	-	-	-	-	-	-	6
Taylor Heinicke	1	-	-	-	-	-	-	-	6
Jakwail Bailey	-	-	-	-	-	-	1	-	2
Total	28	8-10	26-27	1-1	-	-	-	1	222
Opponents	19	8-10	14-16	-	2	2-3	-	-	156

Total Offense	g	plays	rush	pass	total	avg/g
Thomas DeMarco	6	208	129	1034	1163	193.8
Taylor Heinicke	2	56	37	324	361	180.5
Colby Goodwyn	4	71	356	0	356	89.0
Angus Harper	6	60	265	0	265	44.2
Lorenzo Smith	3	20	94	0	94	31.3
Antonio Vaughan	6	4	77	0	77	12.8
Tyree Lee	2	25	74	0	74	37.0
Nate Ong	2	5	0	55	55	27.5
Jonathan Plisco	6	1	15	0	15	2.5
Nick Mayers	5	4	3	0	3	0.6
TEAM	5	4	-10	0	-10	-2.0
Total	6	458	1040	1413	2453	408.8
Opponents	6	468	578	1461	2039	339.8

Field Goals	fg	pct.	01-19	20-29	30-39	40-49	50-99	lg	blk
Jarod Brown	8-10	80.0	0-0	2-2	1-1	4-5	1-2	51	0

FG Sequence	Old Dominion	Opponents
CAMPBELL	(32),(45)	-
Georgia State	(51),(45)	(26)
Hampton	(42)	(32),(37)
Delaware	(20)	48,(40),(39),25,(20),(43)
#20 UMASS	(43),51	-
Rhode Island	43,(22)	(38)

Punting	no.	yds	avg	lg	tb	fc	i20	50+	blk
Jonathan Plisco	32	1508	47.1	62	2	2	7	16	0
Thomas DeMarco	4	156	39.0	54	1	0	3	1	0
Total	36	1664	46.2	62	3	2	10	17	0
Opponents	37	1492	40.3	60	0	10	13	2	4

Kickoffs	no.	yds	avg	tb	ob	retn	net	ydln
Jarod Brown	41	2446	59.7	0	0			
Total	41	2446	59.7	0	0	21.3	38.9	31
Opponents	34	1937	57.0	1	1	20.3	37.9	32

Numbers in (parentheses) indicate field goal was made.

Old Dominion Overall Individual Statistics (as of Oct 08, 2011)
All games

<u>All Purpose</u>	<u>g</u>	<u>rush</u>	<u>rcv</u>	<u>pr</u>	<u>kr</u>	<u>ir</u>	<u>total</u>	<u>avg/g</u>
Colby Goodwyn	4	356	55	0	205	0	616	154.0
Antonio Vaughn	6	77	246	19	58	0	400	66.7
Reid Evans	6	0	297	82	0	0	379	63.2
Angus Harper	6	265	100	0	0	0	365	60.8
Aaron Evans	6	0	0	0	358	0	358	59.7
Nick Mayers	5	3	229	0	0	0	232	46.4
Prentice Gill	6	0	184	0	0	0	184	30.7
Larry Pinkard	6	0	161	5	0	0	166	27.7
Thomas DeMarc	6	129	0	0	4	0	133	22.2
Lorenzo Smith	3	94	0	0	0	0	94	31.3
Blair Roberts	6	0	55	36	0	0	91	15.2
Tyree Lee	2	74	2	0	0	0	76	38.0
Kai Blanco	6	0	62	0	-4	0	58	9.7
Taylor Heinicke	2	37	0	0	0	0	37	18.5
Devon Simmons	6	0	0	0	0	33	33	5.5
James Faircloth	6	0	0	33	0	0	33	5.5
Eriq Lewis	6	0	0	0	0	20	20	3.3
Jakwail Bailey	6	0	10	10	0	0	20	3.3
Jonathan Plisco	6	15	0	0	0	0	15	2.5
Carvin Powell	6	0	0	0	0	14	14	2.3
Craig Wilkins	6	0	0	0	0	12	12	2.0
Paul Morant	6	0	0	0	0	12	12	2.0
Marquel Thomas	5	0	11	0	0	0	11	2.2
Patrick Young	5	0	0	0	8	0	8	1.6
Dorian Jackson	3	0	1	0	0	0	1	0.3
TEAM	5	-10	0	0	0	0	-10	-2.0
Total	6	1040	1413	185	629	91	3358	559.7
Opponents	6	578	1461	230	852	45	3166	527.7

Old Dominion Overall Defensive Statistics (as of Oct 08, 2011)
All games

#	Defensive Leaders	gp	Tackles			tfl/yds	Sacks	Pass defense			Fumbles		blkd	
			ua	a	tot		no-yds	int-yds	brup	qbh	rcv-yds	ff	kick	saf
12	Craig Wilkins	6	33	24	57	6.5-20	0.5-3	1-12	2	1
34	J.J. Williams	6	13	24	37	0.5-1	.	.	1	1
27	Carvin Powell	6	27	6	33	.	.	1-14	.	.	1-0	1	.	.
96	Ronnie Cameron	6	15	18	33	8.5-41	3.5-28	.	.	7	1-0	1	.	.
6	Alex Arain	6	19	13	32	2.5-14	1.5-10	.	3	.	.	1	1	.
93	Chad King	6	17	14	31	5.5-33	4.5-26	.	4	1
26	Eriq Lewis	6	22	6	28	2.5-6	.	2-20	8	.	.	2	.	.
10	Devon Simmons	6	13	14	27	.	.	2-33
90	Chris Burnette	6	8	14	22	1.0-2	.	.	1	3	.	.	1	.
20	Paul Morant	6	13	7	20	1.0-1	.	1-12	3	.	1-0	.	1	.
46	John Darr	6	11	8	19	3.0-17	1.5-14	.	.	.	2-0	2	.	.
97	Edmon McClam	6	7	10	17	3.0-14	2.0-12	.	.	3	.	2	.	.
42	Keenan Terry	6	11	5	16	1	.	.
28	Markell Wilkins	6	9	6	15	.	.	1-0	.	1
51	Michael Colbert	5	9	6	15
15	Aaron Evans	6	6	8	14	.	.	.	2
16	Fred Credle	6	2	7	9	2.0-12	0.5-4
22	T.J. Cowart	2	4	4	8
7	Nick Mayers	5	3	5	8
54	D. Guinn-Bailey	5	4	3	7	2.5-10	1.0-5	.	.	2
55	Erik Saylor	6	3	4	7	3.5-16	2.0-11	.	.	1
29	Patrick Young	5	1	5	6	1.5-5	0.5-4	.	1	2
52	Xavier Duckett	5	3	3	6
98	Alex Johnson	2	.	5	5	0.5-1	0.5-1
95	Nate Barnes	5	.	4	4	0.5-1	0.5-1	.	.	1
30	Neal Hale	6	2	2	4
57	Robbie Duncan	6	1	2	3
40	B.J. McLaughlin	2	1	2	3	0.5-4	0.5-4
80	Blair Roberts	6	1	2	3
48	Preston Smith	4	.	3	3
50	Rick Lovato	5	2	.	2	1	.	.
56	James Faircloth	6	1	1	2	1	.
2	Tommy Reamon	2	.	1	1
1	Prentice Gill	6	.	1	1
9	Larry Pinkard	6	1	.	1
4	Reid Evans	6	.	1	1
73	Jack Lowney	6	1	.	1
39	Jarod Brown	6	.	1	1
24	Lorenzo Smith	3	1	.	1
81	Jakwail Bailey	6	1	.	1	1	1
44	Darryl Brown	1	1
85	Chris Lovitt	6	1-18	.	.	.
Total		6	265	239	504	45-198	19-123	8-91	26	23	6-18	11	5	1
Opponents		6	246	284	530	35-112	10-60	6-45	16	8	5-135	5	.	.

Old Dominion Combined Team Statistics (as of Oct 08, 2011)

All games

Date	Opponent	Score	Att.	Record:	Overall	Home	Away	Neutral
Sep 03, 2011	CAMPBELL	W 41-14	19818	All games	5-1	3-0	2-1	0-0
Sep 10, 2011	at Georgia State	W 40-17	11701	Conference	2-1	1-0	1-1	0-0
Sep 17, 2011	HAMPTON	W 45-42	19818	Non-Conference	3-0	2-0	1-0	0-0
* Sep 24, 2011	at #7 Delaware	L 17-27	16789					
* Oct 01, 2011	#20 UMASS	W 48-33	19818					
* Oct 08, 2011	at Rhode Island	W 31-23	4026					

Rushing	gp	att	gain	loss	net	avg	td	lg	avg/g
Colby Goodwyn	4	71	368	12	356	5.0	2	53	89.0
Angus Harper	6	60	279	14	265	4.4	3	39	44.2
Thomas DeMarco	6	50	177	48	129	2.6	5	16	21.5
Lorenzo Smith	3	20	94	0	94	4.7	0	12	31.3
Antonio Vaughan	6	4	77	0	77	19.2	1	38	12.8
Tyree Lee	2	25	79	5	74	3.0	1	13	37.0
Taylor Heinicke	2	13	56	19	37	2.8	1	13	18.5
Jonathan Plisco	6	1	15	0	15	15.0	0	15	2.5
Nick Mayers	5	4	5	2	3	0.8	0	2	0.6
TEAM	5	4	0	10	-10	-2.5	0	0	-2.0
Total	6	252	1150	110	1040	4.1	13	53	173.3
Opponents	6	233	823	245	578	2.5	7	23	96.3

Passing	gp	effic	comp-att-int	pct	yds	td	lg	avg/g
Thomas DeMarco	6	125.92	99-158-5	62.7	1034	7	43	172.3
Taylor Heinicke	2	180.73	34-43-0	79.1	324	5	56	162.0
Nate Ong	2	112.40	3-5-1	60.0	55	0	32	27.5
Total	6	137.03	136-206-6	66.0	1413	12	56	235.5
Opponents	6	120.01	139-235-8	59.1	1461	11	46	243.5

Receiving	gp	no.	yds	avg	td	lg	avg/g
Reid Evans	6	27	297	11.0	2	56	49.5
Antonio Vaughan	6	24	246	10.2	2	43	41.0
Nick Mayers	5	21	229	10.9	3	37	45.8
Prentice Gill	6	15	184	12.3	0	40	30.7
Larry Pinkard	6	13	161	12.4	4	38	26.8
Angus Harper	6	13	100	7.7	0	21	16.7
Colby Goodwyn	4	7	55	7.9	0	14	13.8
Kai Blanco	6	6	62	10.3	1	26	10.3
Blair Roberts	6	3	55	18.3	0	32	9.2
Jakwail Bailey	6	2	10	5.0	0	10	1.7
Tyree Lee	2	2	2	1.0	0	5	1.0
Dorian Jackson	3	2	1	0.5	0	1	0.3
Marquel Thomas	5	1	11	11.0	0	11	2.2
Total	6	136	1413	10.4	12	56	235.5
Opponents	6	139	1461	10.5	11	46	243.5

Field Goals	fg	pct.	01-19	20-29	30-39	40-49	50-99	lg	blk
Jarod Brown	8-10	80.0	0-0	2-2	1-1	4-5	1-2	51	0

Scoring	td	fg	PAT			dpx	saf	pts
			kick	rush	rcv			
Jarod Brown	-	8-10	26-27	1-1	-	-	-	52
Larry Pinkard	5	-	-	-	-	-	-	30
Thomas DeMarco	5	-	-	-	-	-	-	30
Antonio Vaughan	3	-	-	-	-	-	-	18
Nick Mayers	3	-	-	-	-	-	-	18
Angus Harper	3	-	-	-	-	-	-	18
Colby Goodwyn	2	-	-	-	-	-	-	12
Reid Evans	2	-	-	-	-	-	-	12
Chris Lovitt	1	-	-	-	-	-	-	6
Taylor Heinicke	1	-	-	-	-	-	-	6
Kai Blanco	1	-	-	-	-	-	-	6
Blair Roberts	1	-	-	-	-	-	-	6
Tyree Lee	1	-	-	-	-	-	-	6
Jakwail Bailey	-	-	-	-	-	-	1	2
Total	28	8-10	26-27	1-1	-	-	1	222
Opponents	19	8-10	14-16	-	2	2-3	-	156

Score by Quarters	1st	2nd	3rd	4th	OT	Total
Old Dominion	52	66	45	59	0	222
Opponents	27	50	43	36	0	156

Team Statistics	ODU	OPP
FIRST DOWNS	124	119
Rushing	47	39
Passing	67	70
Penalty	10	10
RUSHING YARDAGE	1040	578
Rushing Attempts	252	233
Average Per Rush	4.1	2.5
Average Per Game	173.3	96.3
TDs Rushing	13	7
PASSING YARDAGE	1413	1461
Comp-Att-Int	136-206-6	139-235-8
Average Per Pass	6.9	6.2
Average Per Catch	10.4	10.5
Average Per Game	235.5	243.5
TDs Passing	12	11
TOTAL OFFENSE	2453	2039
Average Per Play	5.4	4.4
Average Per Game	408.8	339.8
KICK RETURNS: #-Yards	31-629	40-852
PUNT RETURNS: #-Yards	17-185	18-230
INT RETURNS: #-Yards	8-91	6-45
FUMBLES-LOST	10-5	18-7
PENALTIES-Yards	43-396	39-346
PUNTS-AVG	36-46.2	37-40.3
TIME OF POSSESSION/Game	28:56	30:56
3RD-DOWN Conversions	35/97	36/103
4TH-DOWN Conversions	8/14	6/15

Interceptions	no.	yds	avg	td	lg
Devon Simmons	2	33	16.5	0	33
Eriq Lewis	2	20	10.0	0	20
Markell Wilkins	1	0	0.0	0	0
Carvin Powell	1	14	14.0	0	14
Paul Morant	1	12	12.0	0	12
Craig Wilkins	1	12	12.0	0	12

Punting	no.	yds	avg	lg	tb	fc	i20	50+	blk
Jonathan Plisco	32	1508	47.1	62	2	2	7	16	0
Thomas DeMarco	4	156	39.0	54	1	0	3	1	0

Punt Returns	no.	yds	avg	td	lg
Reid Evans	11	82	7.5	0	22
Antonio Vaughan	3	19	6.3	0	16
Alex Arain	1	0	0.0	0	0
James Faircloth	1	33	33.0	0	0
Jakwail Bailey	1	10	10.0	0	0
Blair Roberts	0	36	0.0	1	36
Larry Pinkard	0	5	0.0	1	5
Total	17	185	10.9	2	36
Opponents	18	230	12.8	0	45

Kick Returns	no.	yds	avg	td	lg
Aaron Evans	14	358	25.6	0	38
Colby Goodwyn	10	205	20.5	0	38
Antonio Vaughan	4	58	14.5	0	21
Patrick Young	1	8	8.0	0	8
Thomas DeMarco	1	4	4.0	0	4
Kai Blanco	1	-4	-4.0	0	0
Total	31	629	20.3	0	38
Opponents	40	852	21.3	0	60

All Purpose	g	rush	rcv	pr	kr	ir	total	avg/g
Colby Goodwyn	4	356	55	0	205	0	616	154.0
Antonio Vaughan	6	77	246	19	58	0	400	66.7
Reid Evans	6	0	297	82	0	0	379	63.2
Angus Harper	6	265	100	0	0	0	365	60.8
Aaron Evans	6	0	0	0	358	0	358	59.7
Total	6	1040	1413	185	629	91	3358	559.7
Opponents	6	578	1461	230	852	45	3166	527.7

Total Offense	g	plays	rush	pass	total	avg/g
Thomas DeMarco	6	208	129	1034	1163	193.8
Taylor Heinicke	2	56	37	324	361	180.5
Colby Goodwyn	4	71	356	0	356	89.0
Angus Harper	6	60	265	0	265	44.2