

BRING THE REIGN

**Week Three:
Old Dominion Monarchs (3-0, 0-0 CAA) vs. Delaware Blue Hens (2-1, 0-0 CAA)**

**Saturday, September 24, 2011
Tubby Raymond Field at Delaware Stadium • Newark, Del.
Noon - Kick**

Old Dominion Schedule/Results:

Sat. Sept. 3	Campbell.....	W, 41-14
Sat. Sept. 10	at Georgia State	W, 40-17
Sat. Sept. 17	Hampton	W, 45-42
Sat. Sept. 24	at Delaware *	Noon
Sat. Oct. 1	Massachusetts * #.....	7:00 p.m.
Sat. Oct. 8	at Rhode Island *	1:00 p.m.
Sat. Oct. 15	Towson * ^	3:30 p.m.
Sat. Oct. 22	at Villanova *	3:30 p.m.
Sat. Oct. 29	James Madison *	Noon
Sat. Nov. 5	Richmond *	2:00 p.m.
Sat. Nov. 12	at William & Mary *	Noon

All home games in **bold** and played at Foreman Field at S.B. Ballard Stadium. All times eastern and are subject to change.

- Family Weekend ^ - Homecoming

FOLLOW THE MONARCHS

TELEVISION

Network: Cox11, TCN, CSN-NE
Play-by-Play: Marc Zumoff
Color: Kevin Reilly

RADIO

Network: ESPN Radio 94.1 FM
Play-By-Play: Ted Alexander
Color Analyst: Jack Ankerson
(Pre-game show begins 1 hour prior to kick)

INTERNET

Audio: www.ODUSports.Com
.....(via Monarch Media Subscription)
Livestats: www.BlueHens.Com

SOCIAL MEDIA

Facebook: Facebook.com/ODUSports
Twitter @ODUFootball, @ODUSports



AND SO IT BEGINS:

After 25 non-conference contests, the Old Dominion football Monarchs will be playing in their first Colonial Athletic Association football game when they travel to Delaware for Saturday's contest. The Monarchs are sporting a 20-5 overall mark since starting up its football program in 2009.

WIN STREAK:

With the 45-42 win over Hampton in week three, the Monarchs' extended their win streak to eight games, the longest win streak among FCS teams.

Team:	League	Streak:	Last Loss:
Old Dominion	Colonial	W 8	10/9/10 - L, 50-37 vs. Cal Poly
Jackson St.	Southwestern	W 5	11/6/10 - L, 32-30 vs. Alabama State
Sam Houston St.	Southland	W4	11/20/10 - L, 33-28 McNeese State

BLOCK THAT KICK:

Special teams now has 15 blocks to its credit in the last three seasons, including three already in the 2010 season.

The latest was in last week's game with Hampton as true freshman James Faircloth blocked a Pirate punt resulting in Larry Pinkard returning the ball five-yards for a touchdown to open up the fourth quarter in the 45-42 victory. It was the third time in the two-game series with the Pirates that ODU has blocked a punt attempted by Hampton.

In week two's 40-17 win at Georgia State, Alex Arain blocked his second career punt that was picked up by Blair Roberts and returned for a touchdown. Additionally, Paul Morant blocked a punt in the victory.

The Monarchs other two Hampton blocked punts were made by former Monarchs Deron Mayo and Desmond Williams that both resulted in Monarch scores in the 28-14 win. Mayo also rushed the Pirate punter which led Hampton to punt the ball into its own player and set the Monarchs up for a touchdown run from two yards out. Hampton had not had a punt blocked since 2004.

Edmon McClam blocked his sixth career PAT against Savannah State last season. McClam holds the FCS record for Blocked PATs in a Season (2009 - 5) and Blocked PATs in a Game (3 - Chowan). The FCS record for Blocked PATs in a Career is seven by Tim Hauck (Montana - 1987-89).

In addition to the Hampton game, Mayo also had a blocked field goal during the first quarter vs Gardner-Webb to preserve ODU's 7-0 lead against the Runnin' Bulldogs.

Alex Arain blocked a punt, ODU's first blocked punt in history, at Monmouth during week four.

Chris Burnette also has two blocked PATs from last season.

Old Dominion Football Media Schedule

Monday, September 19th

Practice: None

CAA Teleconference:

10:00 a.m. - CAA Football Update	11:00 a.m. - Jimmye Laycock, William and Mary
10:10 a.m. - Jack Cosgrove, Maine	11:10 a.m. - Rob Ambrose, Towson
10:20 a.m. - Sean McDonnell, New Hampshire	11:20 a.m. - Mickey Matthews, James Madison
10:30 a.m. - Kevin Morris, Massachusetts	11:30 a.m. - Wayne Lineburg, Richmond
10:40 a.m. - Joe Trainer, Rhode Island	11:40 a.m. - K.C. Keeler, Delaware
10:50 a.m. - Andy Talley, Villanova	11:50 a.m. - Bobby Wilder, Old Dominion



Audio files from each of the weekly teleconferences will be archived on The CAA Football Pressbox website via CAAFootball.com each Monday after 1 p.m. A free LIVE audio stream of each weekly teleconference will be available on CAAFootball.com beginning shortly before 10 a.m., and lasting the duration of the call. Any media members or fans tweeting comments made on the live teleconference are encouraged to use the CAA Football teleconference hashtag: #CAAFBtc.

ODU Weekly Press Conference:

Monarch coach Bobby Wilder will meet the media from noon to 1 p.m. in the Powhatan Sports Complex's Football Team Room, located in the football office on the second floor. News conference will be available at ODUSports.com later in the afternoon.

Breakfast With Bobby:

Va. Pilot beat reporter Rich Radford's video interview with ODU head coach Bobby Wilder can be watched at Pilonline.com, ODUBLitz.com, and HamptonRoadsTV.com.



Tony Mercurio Show:

Head coach Bobby Wilder will be on the Tony Mercurio Show live at 3:05 pm. on ESPN Radio 94.1 FM. Fans can ask coach questions by calling the studio line at 757-687-9494.

Tuesday, September 20th

Coach/Student-Athlete Interviews: 2 - 2:30 p.m. at Powhatan Sports Complex. All interviews must be arranged through ODU Sports Information. To ensure availability, please allow 24-hour notice prior to your need for a player or coach interview.

Practice: 4 - 6 p.m. at Powhatan Sports Complex. Please contact the Sports Information Office if you are attending practice.



Wednesday, September 21st

Coach/Student-Athlete Interviews: 2 - 2:30 p.m. at Powhatan Sports Complex. All interviews must be arranged through ODU Sports Information. To ensure availability, please allow 24-hour notice prior to your need for a player or coach interview.

Practice: 4 - 6 p.m. at Powhatan Sports Complex. Please contact the Sports Information Office if you are attending practice.

Thursday, September 22nd

Coach/Student-Athlete Interviews: 2 - 2:30 p.m. at Powhatan Sports Complex. All interviews must be arranged through ODU Sports Information. To ensure availability, please allow 24-hour notice prior to your need for a player or coach interview.

Practice: 4 - 6 p.m. at Powhatan Sports Complex. Please contact the Sports Information Office if you are attending practice.

Coors Light Bobby Wilder Coach's Show

The show will air live at the Buffalo Wild Wings located at 1308 Greenbrier Parkway in the Greenbrier section of Chesapeake, It can be heard live on ESPN Radio 94.1 FM and will be audio streamed over the internet on Monarch Media on ODUSports.com. Fans will have a chance to ask questions, interact with show host and "Voice of the Monarchs" Ted Alexander and head coach Bobby Wilder, and win prizes including Buffalo Wild Wings gift certificates, tickets to upcoming ODU football games, and more. Can't make it to the show...call in to ask Coach Wilder your question at 757-687-9494.



Friday, September 23rd

Coach/Student-Athlete Interviews: 2 - 2:30 p.m. at Powhatan Sports Complex. All interviews must be arranged through ODU Sports Information. To ensure availability, please allow 24-hour notice prior to your need for a player or coach interview.

Practice: 4 - 5:30 p.m. at Foreman Field. Please contact the Sports Information Office if you are attending practice.

ODU Football Show:

The ODU Football Show of the season featuring head coach Bobby Wilder and host Bruce Rader will air this Friday recapping the final non-conference win over Hampton and looking ahead to the first CAA contest at Delaware. The ODU Football Show will be broadcast every Friday night at 10:45 pm on FOX43 and archived on WAVY.com.



Old Dominion Quick Facts**"The Quick Hits"****GENERAL INFORMATION**

Name of School: Old Dominion University
 City, Zip: Norfolk, VA 23529
 Nickname: Monarchs
 Founded: 1930 (as the Norfolk Division of
 the College of William & Mary)
 Enrollment: 24,000
 School Colors: Slate Blue (PMS 540), Silver (PMS 877),
 & Light Blue (PMS 283)
 Stadium Name: Foreman Field at S.B. Ballard Stadium
 Capacity: 19,818
 Surface: AstroTurf GameDay Grass 3D
 Affiliation: NCAA Division I Championship Subdivision (FCS)
 Conference: Colonial Athletic Association (CAA)
 Office Phone: (757) 683-3369
 Athletic Dept. Phone: (757) 683-3375
 Athletic Ticket Office: (757) 683-4444
 Press Box Phone: (757) 683-3842

FOOTBALL STAFF

Head Coach: Bobby Wilder (Maine '87)
 Record at ODU: 20-5 (2 seasons)
 Overall Record: 20-5 (2 seasons)
 CAA Record: 1st season

ASSISTANT COACHES:

Defensive Backs: Marc Bacote (James Madison '08)
 Defensive Line: Dealton Cotton (East Carolina '95)
 Offensive Line: Bill Dee (Mansfield '75)
 Asst. Def. Coord./Secondary: Jarod Dodson (South Dakota '99)
 Rovers: Corey Hetherman (Fitchburg State '06)
 Pass Game Coord./Wide Receivers/Tight Ends:
 Keita Malloy (Delaware '95)
 Defensive Coordinator/Linebackers: Andy Rondeau (Syracuse '91)
 Offensive Coordinator/Offensive Line: Brian Scott (Maine '00)
 Quarterbacks: Ron Whitcomb (Maine '06)
 Running Backs/Special Teams: Michael Zyskowski (Maine '06)

Administrative Assistant: Kyle Noro
 Equipment Manager: Tommy Rapier
 Assistant Equipment Manager: Daniel Cornier
 Video Coordinator: Dory Kong

TEAM INFORMATION

2010 Record: 8-3
 2010 Conference Record: N/A
 2010 Home Record: 4-3
 2010 Away Record: 4-0

All-Time Record: 20-5
 All-Time Conference Record: N/A
 All-Time Home Record: 11-4
 All-Time Away Record: 7-1

Basic Offense: Spread
 Basic Defense: 4-3

ATHLETIC COMMUNICATIONS

Assistant Athletic Director - Communications: Carol Hudson
 Associate Communications Director (FB Contact): Kimberly Zivkovich
 Sports Information Main Phone: (757) 683-3372
 Zivkovich Direct Line: (757) 683-5520
 Zivkovich Cell Phone: (757) 617-7757
 Zivkovich Email: kzivkovi@odu.edu
 Assistant Communications Director: Dustin Semonavick
 Assistant Communications Director: Eric Bohannon
 SID Address: Jim Jarrett Athletic Admin. Bldg.
 Norfolk, VA 23529
 ODU Website: www.odusports.com
 Facebook: Group - Old Dominion University Athletics
 Twitter: @ODUFootball, @ODUSports
 Video: www.ODUSports.com/AllAccess

- Old Dominion enters Saturday's game at Delaware riding an eight game win-streak. The win streak is currently the top among FCS schools. The Monarchs' last loss came with a 50-37 setback to #14/16 Cal Poly back on Oct. 9, 2010.

- Old Dominion restarted its football program in 2009 after a 69-year absence and in its three years has compiled an 20-5 overall mark as the best start-up in FCS history.

- Old Dominion went 9-2 in its inaugural season, 8-3 in 2010, and currently stands at 3-0 this season with currently the longest FCS win streak.

- After playing two years as an independent in the FCS, the Monarchs join the CAA, considered by many to be the best FCS conference in the nation, playing its very first conference contest Saturday at Delaware. Six of the CAA's 11 programs were ranked in the national preseason polls and seven are ranked this week - William & Mary, Delaware, New Hampshire, James Madison, Villanova, UMass, and Richmond. ODU will face all but New Hampshire this season.

- With week two's win over Hampton (45-42), Old Dominion improved to 12-4 all-time and 2-0 this season at Foreman Field at S.B. Ballard Stadium. The Monarchs also improved to 2-0 all-time vs. the Pirates.

- Foreman Field at S.B. Ballard Stadium continues to be the place to be in Hampton Roads on Saturdays. The Monarchs' home 16 games, all have been sellouts. While the last two season's have averaged 19,782, additional seating has brought Foreman Field's capacity to 19,818. ODU is currently seventh in average attendance through week three.

- As a team through week two, the Monarchs are ranked in the Top 20 nationally in Sacks (5th - 4.00), Scoring Offense (6th - 42.00), Net Punting (12th - 38.94), and Total Offense (17th - 435.00).

- Individually in the national stats this season Jonathan Plisco ranks third in punting (46.40), kicker Jarod Brown is tied for eighth in field goals (1.67), while quarterback Thomas DeMarco and kicker Jarod Brown are tied for 18th in scoring (10.00).

Old Dominion vs. Delaware Series Information



VS.



TEAM:

42.0	<u>Scoring</u>	30.0
24.3	<u>Scoring Defense</u>	19.0
214.0	<u>Rushing</u>	210.3
90.7	<u>Rushing Defense</u>	149.3
4.6	<u>Avg./Rush</u>	4.8
11	<u>Rush TDs</u>	7
65-93-3	<u>Comp. - Att. - Int.</u>	56-77-1
221.0	<u>Passing</u>	186.3
215.7	<u>Passing Defense</u>	153.7
3	<u>Pass TDs</u>	3
435.0	<u>Total Offense</u>	396.7
306.3	<u>Total Defense</u>	303.0
1305-232	<u>Tot. Off/Plays</u>	1190-208
18.5	<u>Kickoff Return Avg.</u>	19.7
4-59	<u>Interceptions</u>	4-42
29:07	<u>Time of Possession</u>	33:00
17-48 (35%)	<u>3rd-Down Conv.</u>	19-41 (46%)
3-7 (43%)	<u>4th-Down Conv.</u>	1-4 (25%)
12-71	<u>Sacks By-Yards</u>	2-13
5-5 (100%)	<u>Field Goals - Att.</u>	2-4 (50%)
15-16 (94%)	<u>PATs - Attempts</u>	12-12 (100%)

INDIVIDUAL

Thomas DeMarco - 202.7	<u>Passing Yards</u>	Tim Donnelly - 151.3
Thomas DeMarco - 3	<u>Passing TDs</u>	Tim Donnelly - 3
Colby Goodwyn - 131.5	<u>Rushing Yards</u>	Andrew Pierce - 116.0
Thomas DeMarco - 5	<u>Rushing TDs</u>	Andrew Pierce - 6
Antonio Vaughan - 15	<u>Receptions</u>	Andrew Pierce - 12
Antonio Vaughan - 57.7	<u>Receiving Yards</u>	Nihja White - 69.0
Three tied with (1)	<u>Receiving TDs</u>	Three tied with (1)
Craig Wilkins - 32	<u>Tackles</u>	Paul WorriLOW - 30
Ronnie Cameron/Chad King - 2.5	<u>Sacks</u>	Jamaul Christopher - 1.0
Ronnie Cameron - 5.0	<u>Tackles For Loss</u>	Paul WorriLOW - 3.0
Four with (1)	<u>Interceptions</u>	Four with (1)
Reid Evans - 5.6	<u>Punt Return Avg.</u>	Rob Jones - 8.7
Colby Goodwyn - 23.2	<u>Kick Return Avg.</u>	Travis Hawkins - 22.3

All-Time Vs. Delaware:

Date: _____ Score _____ Attend _____ Site _____
 First Meeting _____

THIS SEASON SO FAR:

The Blue Hens enter Saturday's at 2-1 with wins over West Chester (28-27) and Delaware St. (45-0) and a setback at Navy (40-17). Sophomore running back Andrew Pierce, who leads the Hens in rushing and receiving, is second in the CAA and 12th nationally averaging 116.00 rushing yards per contest. Delaware is also eighth in the nation in turnover margin.

WHO HAS BEEN HONORED:

Delaware earned two first place votes and were picked to finish third in the CAA Preseason Poll. Delaware had five players on pre-season All-CAA team led by Preseason Co-Offensive Player of the Year Andrew Pierce at running back, offensive linemen Gino Gradkowski and Rob McDowell, defensive end Michael Atunrase, and linebacker Paul WorriLOW. Pierce, a sophomore who was last year's CAA Rookie of the Year, shared pre-season Offensive Player of the Year honors with William & Mary senior running back Jonathan Grimes.

WHAT THEY DID:

The Blue Hens led the nation in scoring defense a year ago when they advanced all the way to the NCAA Division I Football Championship Subdivision title game. The national runner-ups and CAA Regular Season Champs finished the 2010 campaign at 12-3 overall and 6-2 in CAA action.

LAST TIME OUT FOR THE HENS:

Delaware, who last week ranked No. 7 in the country, posted their third shutout in the last three seasons and produced their most one-sided victory since a 48-0 win over league foe Towson last Nov. 6 with a 45-0 blanked of in-state opponent Delaware State First State Cup Route 1 Rivalry at Delaware Stadium.

Junior quarterback Tim Donnelly, made his first career start completing 13 of 14 passes for 221 yards and two touchdowns, while running backs Andrew Pierce and Walter Davis each went over the 100-yard mark, and Nihja White caught seven passes for 122 yards to lead an offense that piled up 512 yards of total offense.

PLAYING THE RANKED TEAMS:

Delaware will be the third ranked team the Monarchs will be facing in its history. Old Dominion faced #12/13 William & Mary (L, 17-21) on September 18th, 2010 and #14/16 Cal Poly (L, 37-50) on October 9th, 2010.

Also testing the Monarchs in their first season of competition in the CAA will be #5/6 Richmond, #6/5 William & Mary, #17/19 UMass

Against the Tribe, Old Dominion fell 21-17 after William & Mary 14-7 halftime deficit thanks to a four-yard touchdown pass to former tight end Gareth Hissong from then-senior Mike Callahan. ODU had taken an early 7-0 lead after former Monarch Michael Williams returned an interception for 17-yards setting up the Monarchs at the Tribe's 4, followed by a 33-yard pass to Marquel Thomas bringing ODU into the red zone. Four plays later tight end Kai Blanco put the Monarchs into an early lead over its first ranked opponent. The Tribe had a chance to cut into the lead early, but a pair of field goals went errant - one wide right and another hitting the upright. William & Mary did tie the score in the middle of the second quarter, with Jonathan Grimes capping off a six play, 84 yard drive with a 30-yard touchdown run. The Monarchs quickly responded as Colby Goodwyn ripped off a career long 41 yard touchdown run to put ODU back on top and go into halftime up 14-7. It took just one offensive play in the third quarter to tie the game, as former Tribe receiver Chase Hill caught a pass down the right sideline and broke two tackles to go in for the score to put William & Mary up 14-14. Jarod Brown had given ODU a 17-14 lead with a 20-yard field goal early in the fourth quarter before William & Mary's final drive thwarted the upset.

Against Cal Poly, in one of the highest scoring games for ODU, quarterback Thomas DeMarco threw for 327 yards and four touchdowns for Old Dominion, but Cal Poly went on to defeat Old Dominion 50-37. After falling behind 7-0 in the first quarter, the Mustangs scored 20 straight points to go in front. With Cal Poly ahead 27-14, DeMarco and Reid Evans hooked up on a 10-yard touchdown pass to pull the Monarchs to within seven, 27-20, after a missed extra point at the half, but the Mustangs would go on to add another two touchdown runs in the fourth quarter to extend Cal Poly's lead to 44-30.

HOME/AWAY:

Old Dominion is currently 12-4 all-time and 2-0 this season at Foreman Field at S.B. Ballard Stadium. The Monarchs have won five straight at home with their last loss occurring on Oct. 9th in a 50-37 setback to Cal Poly. In their last road outing, a 40-17 victory at Georgia State, ODU improved to 8-1 all-time on the road, having won seven straight away from the friendly confines of Foreman Field at S.B. Ballard Stadium. ODU's last loss on the road was a 34-29 setback at Fordham on Oct. 3, 2009.

TWO-MINUTE DRILL:

Head coach Bobby Wilder has compared ODU's scoring drives to "two-minute drills" since that's usually how fast the Monarchs score once they have the ball. Old Dominion averaged roughly 2:25 to score against Hampton last weekend. Against Georgia State in week two, the Monarchs' scoring drives roughly lasted 2:46. Against Campbell in week one, the average Monarch scoring drive was 1:50.

RAIN, RAIN GO AWAY:

It was only the third game in their 25-game history the Football Monarchs have encountered inclement weather in its 45-42 win over Hampton. In 2009 ODU defeated Campbell, 28-17, on an overcast and drizzling October 17, 2009 afternoon at Foreman Field while a comeback against Fordham fell short, 34-29, at a soggy Jack Coffey Field on Oct 3, 2009.

FUMBLE, FUMBLIA, FUMBLEROOKSI:

Old Dominion had four forced fumbles and a pair of fumble recoveries in last Saturday's win over Hampton. The four forced fumbles, which included a pair by senior defensive end Edmon McClam, were the most by the Monarchs in their three-year history.

ANOTHER IT'S A MOST MOMENT:

Redshirt junior linebacker and co-captain Craig Wilkins led the ODU defense with 17 tackles against Hampton in week three replacing his previous high of 11 stops in last year's game with nationally-ranked Cal Poly. Its also a new record for stops by a Monarch defender in a game, replacing the previous of 14 by Ronnie Cameron in last year's season finale at N.C. Central.

UPDATING THE NUMBERS - POST HAMPTON:

Thomas DeMarco with his two touchdown runs scored his 29th and 30th rushing scores...Angus Harper had two touchdowns bringing his season total to three...Colby Goodwyn also ran in his second touchdown of the season and fourth of his career.

FLYING THROUGH THE UPRIGHTS:

Jarod Brown had a 51-yard field goal in the opening ODU drive at Georgia State in week two as well as a 45-yarder to improve to 15-of-16 all-time in field goals. His 51-yard field goal capping off the Monarchs' ODU opening drive was the longest in school history. He surpasses his previous high of 48 at N.C. Central in last year's season finale.

OPENING WITH A BANG:

And no, we're not talking about the howitzer you hear being shot off before the Monarchs run onto Foreman Field. Old Dominion scored on its opening drive in six of its 11 games last season and 14 times in the 25 game history of the program. Jarod Brown drilled a school record 51-yard field goal to open up scoring last week in ODU's 40-17 win at Georgia State.

GREAT FOR GOODWYN:

Sophomore Colby Goodwyn picked up CAA Football Offensive Player of the Week honors and was named the College Football Performance Award National Running Back of the Week after leading Old Dominion to a 40-17 win at Georgia State during week two. The sophomore carried the ball 26 times for 184 yards and a touchdown, marking the second-highest rushing total in ODU's short program history. The yardage mark is also the highest CAA Football total since Delaware's Andrew Pierce rattled off 200 yards against Duquesne on Sept. 18 last season. Goodwyn, who also hauled in one catch for five yards, logged three rushes of 20-or-more yards in the win including a 53-yarder in the fourth quarter.

I-N-T:

The Monarchs had three interceptions in its win over Georgia State in week two - Devon Simmons, Eriq Lewis, and Carvin Powell. The three int's were second most in school history. The school record is four against Presbyterian on Oct. 10, 2009.

COMING BACK AT YOU:

Devon Simmons captured a 32-yard interception return in the second quarter in week two's contest at Georgia State. It was Simmons' fifth interception, having had four in the inaugural season in 2009. It ties for the fourth longest interception return. Simmons's longest was a 37-yard interception return against this week's opponent, Hampton, last season.

ANOTHER ODU FIRST - CAA WEEKLY AWARDS:

Redshirt freshman wide receiver Antonio Vaughan was rewarded for his impressive Monarch debut against Campbell last Saturday by being named CAA Football's Rookie of the Week, ODU's first CAA weekly award in the program's history. Vaughan finished his Monarch debut, a 41-14 win for Old Dominion over Campbell in the season-opener, with 191 all-purpose yards and two touchdowns. He hauled in six catches for 97 yards, including a 34-yard second-quarter touchdown pass from Thomas DeMarco. Vaughan later showed his ground skills by scampering 30 yards to paydirt in the third quarter, boosting the ODU lead to 38-7. The CAA Football Rookie of the Week was also effective in the Monarchs' return game posting a 16-yard punt return and two kickoff returns for 48 yards.

WELCOME NEWBIES

While the coaching staff has been excited about a veteran team taking the field for the 2011 inaugural CAA season, you can't forget about the newcomers who are making an impact already after week one. 19 Monarchs took their first snaps in the 41-14 win over Campbell last Saturday and among them were a pair of starters in redshirt freshmen wide receiver Antonio Vaughan, running back Angus Harper and safety Eriq Lewis. Vaughan received CAA Rookie of the Week honors after collecting 191 all-purpose yards and two touchdowns and making six catches for 97 yards and two touchdowns. Harper ran the ball 10 times for 28 yards and a touchdown. Lewis made four tackles and had a pass break-up. Also getting into the mix were true freshman Josh Mann, a local product from nearby Virginia Beach and Ocean Lakes High School, who played at right guard and Lorenzo Smith, who lead the rushing corps with 14 carries for 65 yards. Smith had only been a member of the running back crew for the last two weeks after moving from cornerback during preseason camp due to the injury to Mario Crawford. Through week three, 21 true or redshirt freshmen have taken snaps for the Monarchs.

IT'S OKAY, YOU CAN SCORE FIRST:

The Hampton Pirates struck first in the Monarchs' last game, the seventh time overall and second time this season the opponents have scored first in the Monarchs' 235-game history. However all seven times ended in victory for the Monarchs including this year's season opener with Campbell, 2010 games with Monmouth, Georgia State, and VMI, as well as 2009 contests with Jacksonville and Presbyterian.

IMPRESSIVE DEBUT:

Wide receiver Antonio Vaughan finished his Monarch debut with 191 all-purpose yards (30 rush, 97 rec., 48 kick return, 16 punt return), the third highest total in the Monarchs' young history. Only Thomas DeMarco (224 yds. vs. N.C. Central - 2009) and Colby Goodwyn (356 yds. vs. Cal Poly - 2010) have had more. Vaughan gave ODU the 28-7 edge with 4:36 remaining in the second quarter, with his first career touchdown. He had his second touchdown on the play following a fumble forced by Keenan Terry and recovery by John Darr in the third quarter.

FIRST SCORING OF THE YEAR:

Kai Blanco scored the first ODU touchdown of the 2011 season. It was his third touchdown of his career. He also had scores against William & Mary and VMI last season. Other first touchdowns of the season came by Marquel Thomas in 2009 and Prentice Gill in 2010 versus Jacksonville.

MORE PEOPLE WATCH THE MONARCHS WIN:

A new attendance mark was set in the Monarchs' home opener against Campbell in week one thanks to new seats in the loge level of the Ainslie Game Day Building. 19,818 people were in attendance to witness the Monarchs' 41-14 victory over the Camels.

SOLD OUT:

The Old Dominion University football program begins its third season of competition and its first as an official member of the Colonial Athletic Association this fall, and for the third consecutive year the Monarchs have sold through their season ticket allocations at Foreman Field at S.B. Ballard Stadium.

Since starting football in 2009, Old Dominion University has sold out of all available season tickets, setting national attendance records for start-up Football Championship Subdivision programs. The Monarchs ranked fourth in both accumulated and average attendance in 2010 and a total of 296,766 fans have entered through the turnstiles in the 23-games played at Foreman Field the last three seasons.

ODU fans purchased more than 14,000 season tickets for the 2011 season, with 400 of those tickets sold to 140 members of the football waiting list. The waiting list, created in 2009, currently has 1,710 members who are the first group contacted when season tickets become available.

WELCOME TO THE CAA:

Entering its inaugural season in the CAA, the ODU Football Monarchs were picked 10th in the conference's Preseason Poll announced at CAA Football Media Day at M&T Bank Stadium in Baltimore, Md.

2011 CAA FOOTBALL PREDICTED ORDER OF FINISH (first-place votes)

1. William and Mary (12)
2. James Madison (4)
3. Delaware (2)
4. New Hampshire (2)
5. Massachusetts (1)
6. Richmond
7. Villanova
8. Rhode Island (1)
9. Maine
10. Old Dominion
11. Towson

JOB WELL DONE:

Old Dominion football Coach Bobby Wilder has announced four promotions on his coaching staff this preseason. Dealton Cotton has been elevated to Assistant Head Coach, Keita Malloy has added the title Pass Game Coordinator, Ron Whitcomb will serve as the Monarchs' Recruiting Coordinator, and Jarod Dodson will add Assistant Defensive Coordinator to his duties.

PAYTON AWARD:

Old Dominion quarterback Thomas DeMarco is among the 20-player Walter Payton Watch List for the Football Championship Subdivision's (FCS) top individual honor. The Payton Award will celebrate its 25th anniversary this season and be presented to the FCS' outstanding player at the national awards banquet Thursday night, Jan. 5 in Frisco, Texas.

The 2011 Watch List includes 11 quarterbacks. Joining DeMarco on the list are seniors DeAndre Presley of Appalachian State, Casey Therriault of Jackson State, Mike Brown of Liberty, B.J. Coleman of Chattanooga, Josh McGregor of Jacksonville, Bo Levi Mitchell of reigning FCS champion Eastern Washington and Tirrell Rennie of Northern Iowa, juniors Casey Brockman of Murray State, and Brad Sorensen of Southern Utah, and sophomore DeNarius McGhee of Montana State.

Also included on the list are senior running backs Jonathan Grimes of William & Mary, Mike Mayhew of North Carolina A&T and D.J. McNorton of North Dakota State, as well as junior Jamaine Cook of Youngstown State and sophomores Nate Eachus of Colgate and Andrew Pierce of Delaware along with junior fullback Eric Breitenstein from

Wofford.

The Watch List also includes two wide receivers, Liberty senior Chris Summers and Eastern Washington junior Brandon Kaufman.

Entering the 2011 inaugural Colonial Athletic Association (CAA) season, the Monarch signal caller has already garnered some preseason attention. DeMarco is a Preseason Honorable Mention All-American by the Consensus Draft Services and was named to the College Football Performance Awards Quarterbacks Watch List in addition to be listed as one of the Top FCS Quarterbacks by The Sports Network.

A member of the Walter Payton Watch List for the second straight season, DeMarco averaged 250.5 yards passing per contest including passing for a career-high 407 yards at Monmouth. He also passed for over 300 yards against Jacksonville and #14/16 Cal-Poly and threw for a career-high four touchdowns in games at Campbell, at Monmouth, and vs. #14/16 Cal Poly. On the ground, the two-year starting Monarch QB ran for 423 yards and a team-leading eight touchdowns as the Monarchs' second leading rusher. He averaged 38.5 yards rushing per game, running for a pair of touchdowns at Hampton and versus Savannah State.

GOOD WORK RONNIE CAMERON:

Old Dominion defensive tackle Ronnie Cameron was among the record 132 nominees announced for the 2011 Allstate AFCA Good Works Team®. The award recognizes the selfless contributions to volunteerism and community service made by college football student-athletes across the nation.

This year marks the program's 20th year honoring college football players at all levels of competition who stand out for their "good works" in the community. Since 1992, selection to the Allstate AFCA Good Works Team® has become the gold standard for off-the-field character and leadership for college football players. The honor is widely considered the sport's pre-eminent community service award.

Entering last season as a "Transfer to Watch" by the Sports Network after joining the ODU program from Hofstra, Cameron started all 11 games at tackle for the Monarchs and ended the year second on the ODU defense with 72 tackles (28 solo, 44 assisted). The Second Team All-State honoree was tied for eighth among FCS defenders in tackles for loss, averaging 1.73 TFL's a game and was second on the squad with 5.5 sacks. Cameron also led ODU with eight QB hurries, captured forced fumbles against VMI and N.C. Central and had a career-high 14 stops in the season finale at N.C. Central.

Away from the field, Cameron is active in the numerous Monarch Reachout programs including the annual National Marrow Donor Registry and the annual "Little Feet Meet" with ODU Special Olympics and has also participated in activities with the Make-A-Wish Foundation of Greater Virginia and the summer clinic with the Boys & Girls Club of Southeast Virginia. Cameron has also served as a volunteer at the United Methodist Church, homeless shelters and at the Westbury Recreation Center and volunteered at Leesville Middle School and Larchmont Recreation Center.

A Dean's List student, Cameron finished his undergraduate degree in three years and is currently working towards his MBA. In addition to being a captain of the ODU Football Monarchs, he is also a member of the ODU MBA Association and is a recipient of the Luke Hillier Endowment for academic and athletic success. Cameron also helped led, organize, and was a keynote speaker at the third annual Black Male Summit.

FIRST MONARCH NFL SIGNEE:

Former Old Dominion defensive end Deron Mayo signed a free agent contract with the National Football League's Denver Broncos becoming the first Monarch to do so.

Mayo's impact at Old Dominion was immediate from the time he set foot on campus. Choosing to play his final season of collegiate football at ODU after Hofstra University disbanded its program, Mayo was named a "Transfer to Watch" by the Sports Network and in a vote by his teammates, was named a Co-Captain, showing their respect for the defensive end with Mayo not even having played a game in the Monarch uniform.

In 2010, Mayo was third on the ODU defense making 70 tackles and made five or more stops in 10 of the Monarchs' 11 games. He led the Monarchs in sacks, was second on the team in tackles for loss, forced a team-leading three fumbles, recorded a team second-best seven QB hurries, and tied for third among teammates with three pass break-ups. As a member of the special teams unit, Mayo blocked two kicks, including a punt at Hampton resulting in a Monarch score.

Mayo was released by the Broncos on Aug. 29.

TO THE MAX:

When the Monarchs reported to preseson camp on Aug. 7th, the roster was at the NCAA maximum for the first time in the ODU program's history as 95 Football Monarchs reported.

RISE AND SHINE:

Here's a list to show how early the Monarchs have scored over the last two years.

<u>Time Remaining</u>	<u>1st Quart.</u>	<u>Opponent</u>	<u>Date</u>
13:53	Savannah State	11/6/10
13:40	Cal Poly	10/9/10
13:24	Fordham	10/3/09
13:05	Monmouth	9/26/09
12:42	Chowan	9/5/09
12:15	Georgia State	9/10/11
12:19	Campbell	10/17/09
11:58	Virginia Union	9/12/09
11:20	VMI	11/21/09
11:12	Georgetown	10/31/09
10:59	N.C. Central	11/7/09
10:56	Gardner-Webb	10/2/10
10:51	Campbell	9/11/10
10:44	Savannah State	10/24/09
10:38	Hampton	10/30/10
9:57	Jacksonville	9/4/10
9:39	N.C. Central	11/20/10
8:25	Campbell	9/3/2011
8:16	VMI	11/13/10

ADDING FOOTBALL:

Old Dominion is just one of a handful of programs that have brought football to their campuses the last few years. Here are some recent start-up programs:

School:	FCS/FBS:	Conference:	Year Starting:
Georgia State	FCS	CAA	2010
Lamar	FCS	Southland	2010
South Alabama	FCS	Independent	2010
	FBS	Sun Belt	2014
UT-San Antonio	FCS	Independent	2011
	FBS	Sunbelt	2014
Charlotte	FCS	TBA	2013
Mercer	FCS	Pioneer	2013
Stetson	FCS	Pioneer	2013

START-UP SUCCESS:

Here is a look at schools that have started football programs over the last few years:

YEAR ONE:

School:	FCS/FBS:	Year Started:	First
Season:			
South Alabama	FCS	2010	10-0 *
Old Dominion	FCS	2009	9-2
Robert Morris	FCS	1994	7-1-1
Coastal Carolina	FCS	2003	6-5
Georgia State	FCS	2010	6-5
FIU	FBS	2002	5-6
South Florida	FBS	1997	5-6
Lamar	FCS	2010	5-6
Florida Atlantic	FBS	2001	4-6
Jacksonville	FCS	1998	4-5
Bryant	FCS	1999	3-6
Campbell	FCS	2008	1-10

(* - Six game against non-Division I opponents)

YEAR TWO:

School:	FCS/FBS:	Year Started:	First
Season:			
Coastal Carolina	FCS	2004	10-1
Old Dominion	FCS	2010	8-3
South Florida	FBS	1998	8-3
Robert Morris	FCS	1995	6-4
Bryant	FCS	2000	5-5
Campbell	FCS	2009	3-8
Jacksonville	FCS	1999	3-6
Florida Atlantic	FBS	2002	2-9
FIU	FBS	2003	2-10

YEAR THREE:

School:	FCS/FBS:	Year Started:	First
Season:			
Coastal Carolina	FCS	2005	9-2
South Florida	FBS	1999	7-4
Robert Morris	FCS	1996	9-2
Bryant	FCS	2001	7-2
Campbell	FCS	2010	3-8
Jacksonville	FCS	2000	3-8
Florida Atlantic	FBS	2003	11-3
FIU	FBS	2004	3-7

HISTORY IN THE MAKING:

The Monarchs made history on September 5th when a three-year dream became a reality. On May 31, 2006, the ODU board of visitors voted to add football and 1,293 days later, the Monarchs kicked off their first season of Division I FCS play. ODU played an 11-game schedule, including seven home dates at the \$24.8 million renovated Foreman

Field at S.B. Ballard Stadium. The schedule was a mix of both D-II and D-I FCS opponents to help the Monarchs transition into not only its first year of football, but also to get ready for entering the Colonial Athletic Association (CAA) in 2011, the toughest FCS conference in the nation.

CRYSTAL BALL:

September 18th, 2010 was a glimpse into the future with the Monarchs' contest against William & Mary, a school that will be featured prominently on ODU's schedule as they join the CAA in 2011. The same tilt gave ODU a taste of the toughest FCS league in the nation. The Tribe also mark the first ranked team ODU faced in its young history. At game time, William & Mary ranked 12th in the FCS Coach's Poll and 13th in the Sports Network Poll.

12th MONARCH MOMENTS:

There may be 11 Monarchs on the field, but the 12th Monarch is in the stands. Thanks to all the noise of being "Loud and Proud" from the 12th Monarchs at Foreman Field at S.B. Ballard Stadium, the opposition was charged with 51 in 2010 and 41 in 2009.

2009 12th Monarch Stats:

Chowan:Seven Penalties
 Virginia Union: ...Eight Penalties
 Monmouth: Three Penalties
 Presbyterian: Four Penalties
 Campbell:Eight Penalties
 Georgetown: Five Penalties
 N.C. Central: Six Penalties

2010 12th Monarch Stats:

Jacksonville:Penalties
 William & Mary:Penalties
 Gardner-Webb:Penalties
 Cal. Poly.: Seven Penalties
 Georgia State:Penalties
 Savannah State:Penalties
 VMI:.....Eight Penalties

2011 12th Monarch Stats:

Chowan: Six Penalties
 Hampton:.....Ten Penalties

TV MOMENTS:

Listed below is the Monarchs 2011 schedule, with game times and TV broadcast carriers.

Date:	Opponent:	Kick-Off:	Broadcast Carrier:
9/3	Campbell	6 p.m.	Monarch Media
9/10	at Ga. State	Noon	CSS, TCN, CSN-NE, CSN*
9/17	Hampton	6 p.m.	Monarch Media, Cox 11, CSN**
9/24	at Delaware	Noon	TCN, CSN-NE, Cox 11
10/1	UMass	7 p.m.	Cox 11, Cox NOVAA, Roanoke, TCNMA
10/8	at Rhode Island	Noon	radio only
10/15	Towson	3:30 p.m.	Monarch Media
10/24	at Villanova	3:30 p.m.	radio only
10/29	James Madison	Noon	CSN
11/5	Richmond	2 p.m.	Monarch Media
11/12	at William and Mary	Noon	Cox 11, Cox NOVA, Roanoke, CSN

*CSN + seen locally on Cox 11 in Hampton Roads

**tape delay to air on 9/17 at approximately 10 p.m., or following the Washington Nationals broadcast on Cox 11. Tape delay on CSN on 9/19 at 7 p.m.

TCN - The Comcast Network/ CSN-NE - Comcast Sports Network New England

Cox NOVA - Northern Virginia/TCNMA - The Comcast Network Mid Atlantic/CSN - Comcast Sports Network/

The Polls

The Sports Network Poll Top 25

1. Georgia Southern Eagles (115).....	2-0	3,742	1
2. Northern Iowa Panthers (15).....	1-1	3,485	2
3. Appalachian State Mountaineers (9).....	2-1	3,402	3
4. Montana State Bobcats (1).....	2-1	3,179	5
5. Richmond Spiders (11)	3-0	3,082	6
6. William & Mary Tribe (1)	2-1	3,078	4
7. Delaware Blue Hens (1)	2-1	2,918	7
8. North Dakota State Bison (1).....	2-0	2,728	8
9. Wofford Terriers.....	1-1	2,637	9
10. Montana Grizzlies.....	2-1	2,353	12
11. New Hampshire Wildcats.....	1-1	2,290	11
12. James Madison Dukes	2-1	1,927	13
13. Chattanooga Mocs.....	2-1	1,855	14
14. Southern Illinois Salukis.....	1-1	1,614	15
15. Lehigh Mountain Hawks.....	2-1	1,596	16
16. Jacksonville State Gamecocks.....	2-1	1,466	17
17. Massachusetts Minutemen	2-0	1,247	21
18. South Dakota Coyotes.....	2-1	955	24
19. McNeese State Cowboys.....	1-1	846	23
20. Sam Houston State Bearkats.....	2-0	688	NR
21. Eastern Washington Eagles.....	0-3	594	10
22. Stephen F. Austin Lumberjacks.....	1-2	568	19
23. Southern Utah Thunderbirds.....	2-1	546	NR
24. Murray State Racers.....	2-1	446	NR
25. South Carolina State Bulldogs.....	1-2	336	25

Others Receiving Votes: Liberty 332, Jackson State 260, Central Arkansas 249, **Old Dominion 240**, Youngstown State 228, **Towson 184**, Maine 105, Indiana State 102, Sacramento State 101, Holy Cross 82, Weber State 52, Bethune-Cookman 50, Tennessee Tech 41, Alabama State 41, Eastern Kentucky 37, Yale 37, **Hampton 37**, Elon 31, South Dakota State 27, North Dakota 26, Portland State 26, Cal Poly 23, Brown 20, Rhode Island 19, Western Illinois 18, UC Davis 13, Central Connecticut State 13, Stony Brook 11, Penn 10, Villanova 9, Dartmouth 8, Idaho State 7, Campbell 7, Delaware State 6, UT Martin 6, Lafayette 4, Monmouth 3, Southeastern Louisiana 2, Jacksonville 2, Dayton 1, San Diego 1, North Carolina Central 1

FCS Coaches Poll Top 25

1. Georgia Southern (25).....	2-0	697	1
2. Northern Iowa (3).....	1-1	666	2
3. Appalachian State.....	2-1	642	3
4. Montana State.....	2-1	615	4
5. William & Mary	2-1	568	5
6. Delaware	2-1	515	7
7. Richmond	3-0	514	9
8. Wofford.....	1-1	488	8
9. Montana.....	2-1	462	11
10. James Madison	2-1	383	14
11. New Hampshire.....	1-1	369	12
12. North Dakota State.....	2-0	359	6
13. Southern Illinois.....	1-1	342	15
14. Chattanooga.....	2-1	314	17
15. Jacksonville State.....	2-1	284	16
16. Lehigh.....	1-1	235	19
17. Stephen F. Austin.....	1-2	220	13
18. McNeese State.....	1-1	190	22
19. Massachusetts	2-0	171	25
20. South Dakota.....	2-1	165	23
21. North Dakota.....	1-2	136	NR
22. Eastern Washington.....	0-3	117	10
23. Liberty.....	1-2	83	20
24. Youngstown State.....	2-1	70	NR
25. South Carolina State.....	1-2	69	21

Others Receiving Votes: Sam Houston State (66); Murray State (63); Southern Utah (51); Central Arkansas (45); Jackson State (38); Indiana State (33); South Dakota State (32); Weber State (12); Cal Poly (10); Coastal Carolina (10); UC Davis (10); Jacksonville (7); Holy Cross (7); Tennessee Tech (7); Sacramento State (7); Eastern Kentucky (6); **Old Dominion (6)**; Bethune-Cookman (4); Pennsylvania (4); Dayton (3); Central Connecticut (1); Duquesne (1); **Villanova (1)**.

Preseason Honors

Walter Payton Watch List:

Thomas DeMarco, QB

Lindy's Preseason All-FCS Team:

Jonathan Plisco, P, Second Team

Phil Steele Preseason All-Americans:

Jonathan Plisco, P, Second Team

Consensus Draft Services Preseason All-Americans:

Jonathan Plisco, P, Second Team
Thomas DeMarco, QB, Honorable Mention
Colby Goodwyn, KR, Honorable Mention

College Sports Madness Preseason All-Americans:

Jonathan Plisco, P, Second Team
Colby Goodwyn, KR, Third Team

College Football Performance Awards Watch Lists:

Colby Goodwyn, KR
Thomas DeMarco, QB
Prentice Gill, WR
Ronnie Cameron, DT
Craig Wilkins, LB
Jarod Brown, K
Jonathan Plisco, P

Phil Steele Preseason All-CAA:

Jonathan Plisco, P, First Team
Thomas DeMarco, QB, First Team
Ronnie Cameron, DL, First Team
Colby Goodwyn, KR, Second Team
Prentice Gill, WR, Second Team

College Sports Madness Preseason All-CAA Team:

Jonathan Plisco, P, First Team
Colby Goodwyn, KR, First Team
Thomas DeMarco, QB, First Team

Allstate AFCA Good Works Team® Nominee:

Ronnie Cameron

Sports Network Top 10 Quarterbacks:

Thomas DeMarco

Sports Network Special Teams To Watch:

Jonathan Plisco

Old Dominion Depth Chart

OFFENSE

QB	17	Thomas DeMarco	Sr-r.	5-11	200
	11	Nate Ong	Jr-r.	6-2	200
RB	32	Angus Harper	Fr-r.	6-0	210
	36	Colby Goodwyn	So.	5-10	200
WR	4	Reid Evans	Jr-r.	5-10	175
	9	Larry Pinkard	Fr-r.	6-0	180
WR	5	Antonio Vaughan	Fr-r.	5-8	170
	84	Dorian Jackson	Jr-r.	5-10	200
WR	1	Prentice Gill	Sr.	5-11	180
	81	Jakwail Bailey	Fr.	5-11	180
TE	83	Kai Blanco	Jr-r.	6-3	260
	88	Mitch Castleberry	Fr.	6-5	215
LT	76	Ryan Jensen	Sr-r.	6-5	300
	57	Robbie Duncan	Jr-r.	6-4	285
LG	77	David Born	So-r.	6-8	340
	65	Perry Owens	So-r.	6-3	275
C	58	Jeremy Hensley	Sr.	6-1	290
	60	Josh Mann	Fr.	6-4	300
RG	57	Robbie Duncan	Jr-r.	6-4	285
	60	Josh Mann	Fr.	6-4	300
RT	73	Jack Lowney	So-r.	6-4	285
	61	Wes Moulton	Fr-r.	6-3	270

DEFENSE

END	97	Edmon McClam	Sr.	6-6	280
	48	Preston Smith	Fr-r.	6-2	250
NG	90	Chris Burnette	Jr-r.	6-4	280
	55	Eric Saylor	Jr-r.	6-2	285
TACKLE	96	Ronnie Cameron	Sr-r.	6-2	295
	54	Dominique Guinn-Bailey	Fr-r.	6-4	265
STUD (DE)	93	Chad King	Sr-r.	6-3	255
	98	Alex Johnson	So-r.	6-3	225
ROVER (LB)	12	Craig Wilkins	Jr-r.	6-2	225
	29	Patrick Young	So-r.	6-0	195
MIKE (LB)	34	J.J. Williams	Sr-r.	6-2	225
	51	Michael Colbert	Jr-r.	6-1	220
BACKER (LB)	6	Alex Arain	Jr-r.	6-4	220
	46	John Darr	So-r.	6-0	235
CB	28	Markell Wilkins	So-r.	5-9	165
	15	Aaron Evans	So.	5-9	185
CB	26	Eriq Lewis	Fr-r.	6-0	180
	42	Keenen Terry	So.	6-0	170
SS	10	Devon Simmons	Jr-r.	6-2	205
	20	Paul Morant	So.	6-0	195
FS	27	Carvin Powell	Jr.	6-1	205
	16	Fred Credle	Jr-r.	5-11	175

Specialists

PK	39	Jarod Brown	So-r.	5-11	205
	67	Dustin Burdick	Fr.	5-9	175
P	31	Jonathan Plisco	Jr-r.	6-0	205
	67	Dustin Burdick	Fr.	5-9	175
H	17	Thomas DeMarco	Sr-r.	5-11	200
	11	Nate Ong	Jr-r.	6-2	200
KR	36	Colby Goodwyn	So.	5-10	200
	15	Aaron Evans	So.	5-9	185
PR	5	Antonio Vaughan	Fr-r.	5-8	170
	4	Reid Evans	Jr-r.	5-10	170
LS	50	Rick Lovato	Fr.	6-2	225
	63	Kevin Marley	Fr.	5-10	255

2011 Recaps - Campbell

SEASON OPENING VICTORY: Football Monarchs Dominate Campbell, 41-14

NORFOLK, Va. -- Antonio Vaughan had 191 all-purpose yards and scored two touchdowns as Old Dominion dominated Campbell 41-14 Saturday night at S.B. Ballard Stadium.

Vaughan, in his Monarch debut, ran for 30 yards, picked up 97 yards receiving, and racked up 48 yards on kick returns. He caught a 43-yard pass from Thomas DeMarco on the first play of the game, and only improved from there as he scored on a 34-yard pass reception with four minutes remaining in the second quarter and later scoring on a 30-yard run to increase the Monarchs' lead to 38-7 with 10 minutes left in the third quarter.

Campbell scored first on a 15-yard pass from Braden Smith to Preston Dodson, capping an opening drive that saw the Camels cover nearly 60 yards. However, ODU came right back with a seven yard TD pass from DeMarco to Kai Blanco while defensively, ODU would only allow Campbell to gain three yards on their next drive and be pushed back for negative yardage on the following drive.

Angus Harper gave ODU its first lead with an 11-yard score while Demarco added a seven yard scamper before Vaughan's first score of the night.

Vaughan's first score of the night increased ODU's lead to 28-7 which it would take into halftime.

ODU came out of halftime and tacked onto the lead with a 32-yard field goal by Jarod Brown.

On the kickoff return following Brown's field goal, Keenen Terry forced the Camels' Brandon Chandler to fumble the ball with John Darr on the recovery setting up the Monarchs at the Campbell 30. On the next play DeMarco handed off the ball to Vaughan who tore 30-yards downfield for his second touchdown of the night.

Jordan Cramer caught a three-yard from Smith to get Campbell on the board in the second half, but it would be the only other time the Camels would score.

Brown added his second field goal of the night, with a 45-yarder to complete the scoring late in the third quarter.

DeMarco finished the night 29-of-38, for 310 yards with two touchdowns through the air, and one on the ground.

Lorenzo Smith led ODU with 14 carries for 65 yards on the ground while Harper had seven catches for 58 yards.

Ronnie Cameron led the defense with nine tackles and half a sack, with Devon Simmons making seven stops for the Monarch defense, and Chad King collecting six tackles, including 1.5 tackles for resulting in the Camels losing 11 yards.

Smith completed 20-of-40 passes for the Camels, for 172 yards and two scores.

OLD DOMINION 41, CAMPBELL 14 Foreman Field at S.B. Ballard Stadium • Norfolk, Va. September 5, 2011 • Attendance. 19,818

SCORE BY QUARTERS:

	1st	2nd	3rd	4th	Final
Campbell	7	0	7	0	14
Old Dominion	14	14	13	0	41

SCORING SUMMARY:

Q	Time	Play	Score
1st	10:23	C Dodon, Preston 15 yd pass from SMITH, Braden (WILLETS, Adam kick)	7 - 0
	08:25	O Kai Blanco 7 yd pass from Thomas DeMarco (Jarod Brown kick)	7 - 7
	00:37	O Angus Harper 11 yd run (Jarod Brown kick)	7 - 14
2nd	08:49	O Thomas DeMarco 7 yd run (Jarod Brown kick)	7 - 21
	04:36	O Antonio Vaughan 34 yd pass from Thomas DeMarco (Jarod Brown kick)	7 - 28
3rd	11:01	O Jarod Brown 32 yd field goal	7 - 31
	10:38	O Antonio Vaughan 30 yd run (Jarod Brown kick)	7 - 38
	06:53	C Cramer, Jordan 3 yd pass from SMITH, Braden (WILLETS, Adam kick)	14 - 38
	03:57	O Jarod Brown 45 yd field goal	14 - 41

SCORING SUMMARY:

	CU	ODU
FIRST DOWNS	16	24
NET YARDS RUSHING	50	141
NET YARDS PASSING	181	365
TOTAL OFFENSE YARDS	231	506
PUNTS-YARDS	8-334	4-189
KICKOFFS-YARDS	3-162	8-488
Punt returns: Number-Yards-TD	0-0-0	6-45-0
Kickoff returns: Number-Yds-TD	7-177-0	3-48-0
Interceptions: Number-Yds-TD	2-19-0	1-12-0
Fumble Returns: Number-Yds-TD	0-0-0	0-0-0
Miscellaneous Yards	0	0
Possession Time	32:48	27:12
Third-Down Conversions	6 of 20	5 of 16
Fourth-Down Conversions	2 of 6	2 of 5
Red-Zone Scores-Chances	2-3	4-6
Sacks By: Number-Yards	2-11	5-30
PAT Kicks	2-2	5-5
Field Goals	0-0	2-2

INDIVIDUAL STATISTICS:

RUSHING: CAMPBELL-Smith, Carl 18-23; Odom, Kurt 3-18; Oates, C.J. 6-15; Dodson, Preston 1-9; TEAM 1-0; Cramer, Jordan 1-0; Wolf, Dakota 2-minus 7; SMITH, Braden 8-minus 8. Old Dominion-Lorenzo Smith 15-74; Antonio Vaughan 1-30; Angus Harper 10-28; Thomas DeMarco 9-13; TEAM 1-minus 4.

PASSING: CAMPBELL-Smith, Braden 20-40-1-172; Wolf, Dakota 1-1-0-9. Old Dominion-Thomas DeMarco 29-38-1-310; Nate Ong 3-5-1-55.

RECEIVING: CAMPBELL-DODSON, Preston 7-70; Jordan, H. 6-55; Murphy, Kelvin 2-10; Cramer, Jordan 2-8; Constantine, P. 1-15; Rogers, J. 1-12; Oates, C.J. 1-9; Hildreth, J. 1-2. Old Dominion-Angus Harper 7-58; Antonio Vaughan 6-97; Kai Blanco 4-52; Blair Roberts 3-55; Prentice Gill 3-38; Reid Evans 3-27; Larry Pinkard 3-16; Marquel Thomas 1-11; Jakwail Bailey 1-10; Dorian Jackson 1-1.

TACKLE LEADERS: CAMPBELL- Robinson, J. 3-8; Swinton, Jeff 6-3; Monroe, Steth 3-5; Price, Chris 1-7; Farris, Matt 3-4; Barnes, Terrell 1-6; Feliciano, Erik 4-2; Chandler, B. 3-3; Burris, Colten 3-2; Herring, Randel 1-4; Scott, Isaac 1-3; Bridges, Greg 2-1; Brown, Milton 2-1; Lynch, Taurean 0-3; Odom, Kurt 0-3; Old Dominion-Ronnie Cameron 3-6; Devon Simmons 2-5; Chad King 3-3; Craig Wilkins 2-4; Paul Morant 4-1; Carvin Powell 3-2; Chris Burnette 2-3; Alex Johnson 0-5; Eriq Lewis 3-1; Alex Arain 2-2; Fred Credle 0-4; J.J. Williams 0-4; D. Guinn-Bailey 2-1; Keenan Terry 2-1; John Darr 2-1; Edmon McClam 0-3; Markell Wilkins 1-1; T.J. Cowart 0-2; Nate Barnes 0-2; B.J. McLaughlin 0-2;

2011 Recaps - Georgia State

Football Monarchs Pounce Panthers, 40-17

NORFOLK, Va. -- ATLANTA, Ga. - The Old Dominion Monarchs won their seventh straight game with a 40-17 victory over future Colonial Athletic Association rival Georgia State at the Georgia Dome Saturday.

The win, ODU's seventh straight, improves the squad to 2-0 on the year.

Jarod Brown drilled a pair of field goals in the opening quarter giving Old Dominion a quick 6-0 edge. Brown's first field goal, a 51-yarder on the Monarchs' opening drive, was the longest of his career, surpassing his previous high of 48 in last year's season finale at N.C. Central.

Turnovers would result in Georgia State getting onto the scoreboard.

The Panthers' score came following ODU fumbling after a punt. While Georgia State recovered the ball at the ODU 15, the Monarch defense would not allow the Panthers to go on further than the nine-yard line forcing the Panthers to kick a field goal. Christian Benvenuto's attempt was good from 26-yards cutting the Monarch advantage with 6-3 with 6:07 remaining on the clock in the first quarter.

ODU quickly responded though. In just over two minutes, Colby Goodwyn punctuated a six-play, 32-yard drive to give the Monarchs' a 13-3 advantage heading into quarter number two.

Devon Simmons quickly returned possession back to the Monarchs following Goodwyn's touchdown. Simmons had a 32-yard interception return, but as the Monarchs' worked their way into the red zone, ODU fumbled the ball at their own one-yard line with the fumble return setting up the Panthers up at the Monarchs' own seven-yard line. Donald Russell finished off the drive to give GSU its first touchdown, cutting the ODU lead to 13-10 in the closing moments of the opening quarter.

Old Dominion's "All-Star" team lit up the scoreboard to start the second quarter. Paul Morant blocked the punt and freshman Blair Roberts recovered and ran into the end zone to put ODU ahead 20-10. It was ODU's 13th block in history.

Each team would add another touchdown before concluding the opening half of action. Georgia State cut the deficit to three, 20-17, with six minutes remaining in the second quarter on a run by Travis Evans. Then with just over two minutes, ODU wide receiver Reid Evans lifted ODU to a 27-17 lead heading into the half.

Old Dominion captured the lone points of the third quarter. Quarterback Thomas DeMarco registered the 27th touchdown of his career to cap an 87-yard drive by the Monarchs to give ODU a 33-17 edge with just under five minutes remaining in the quarter.

The Panthers threatened to score in the opening minutes of the fourth quarter. At the ODU 12 on second and nine, the Monarchs' managed to flip the field as Eriq Lewis captured his first career interception.

On the ensuing drive, Colby Goodwyn raced downfield for 50 yards, setting up DeMarco to punch in the ball from two yards out and add to the ODU margin. With just over 10 minutes remaining in the game, ODU led 40-17.

Before the game was over, Carvin Powell would add another interception to keep the Panthers scoreless in the second half.

Defensively, the Monarchs were led by Craig Wilkins with nine tackles (6 solo, 3 assisted) and John Darr with seven tackles (3 solo, 4 assisted). Ronnie Cameron also added a pair of sacks totaling 16 yards lost for the Panthers.

DeMarco finished the game completing 13 of his 21 attempts for 126 yards.

Goodwyn ended the game with 26 carries for 190 yards, the second most rushing yardage by a Monarch in the school's young history.

OLD DOMINION 40, GEORGIA STATE 17

Georgia Dome • Atlanta, Ga.

September 10, 2011 • Attendance. 11, 701

SCORE BY QUARTERS:

	1st	2nd	3rd	4th	Final
Old Dominion	13	14	6	7	40
Georgia State	10	7	0	0	17

SCORING SUMMARY:

Q	Time	Play	Score
1st	12:15	O Jarod Brown 51 yd field goal	
		9 plays, 33 yards, TOP 2:45	3 - 0
	09:19	O Jarod Brown 45 yd field goal	
		6 plays, 33 yards, TOP 1:57	6 - 0
	06:07	G Benvenuto, C. 26 yd field goal	
	4 plays, 5 yards, TOP 1:33	6 - 3	
03:50	O Colby Goodwyn 4 yd run (Jarod Brown kick)		
	6 plays, 53 yards, TOP 2:08	13 - 3	
	00:29	G Russell, Donald 2 yd run (Benvenuto, C. kick)	
	2 plays, 7 yards, TOP 0:18	13 - 10	
2nd	12:16	O Blair Roberts 36 yd blocked punt return (Jarod Brown kick)	
			20 - 10
	06:00	G Evans, Travis 5 yd run (Benvenuto, C. kick)	
	8 plays, 55 yards, TOP 3:25	20 - 17	
02:09	O Reid Evans 8 yd pass from Thomas DeMarco (Jarod Brown kick)		
	3 plays, 19 yards, TOP 1:36	27 - 17	
3rd	04:27	O Thomas DeMarco 4 yd run (Jarod Brown kick failed)	
	8 plays, 86 yards, TOP 2:30	33 - 17	
4th	10:35	O Thomas DeMarco 2 yd run (Jarod Brown kick)	
	8 plays, 88 yards, TOP 3:13	40 - 17	

SCORING SUMMARY:

	ODU	GSU
FIRST DOWNS	16	16
NET YARDS RUSHING	282	85
NET YARDS PASSING	126	206
TOTAL OFFENSE YARDS	408	291
Fumbles: Number-Lost	3-2	1-0
Penalties: Number-Yards	6-52	7-64
PUNTS-YARDS	9-420	10-412
KICKOFFS-YARDS	8-525	4-208
Punt returns: Number-Yards-TD	5-54-1	7-85-0
Kickoff returns: Number-Yds-TD	4-81-0	8-174-0
Interceptions: Number-Yds-TD	3-47-0	0-0-0
Fumble Returns: Number-Yds-TD	0-0-0	1-93-0
Miscellaneous Yards	0	0
Possession Time	31:22	28:38
Third-Down Conversions	5 of 16	5 of 20
Fourth-Down Conversions	0 of 0	1 of 2
Red-Zone Scores-Chances	4-6	3-4
Sacks By: Number-Yards	4-26	1-8
PAT Kicks	4-5	2-2
Field Goals	2-2	1-1

INDIVIDUAL STATISTICS:

RUSHING: Old Dominion-Colby Goodwyn 24-184; Angus Harper 16-67; Lorenzo Smith 5-20; Thomas DeMarco 9-11. Georgia State-Evans, Travis 15-62; Russell, Donald 5-20; Lee, Parris 1-6; Wilson, Albert 1-1; Schlechter, Bo 13-minus 4.

PASSING: Old Dominion-Thomas DeMarco 13-21-0-126. Georgia State-Schlechter, Bo 9-27-1-147; Little, Drew 7-17-2-59.

RECEIVING: Old Dominion-Antonio Vaughan 4-27; Larry Pinkard 2-34; Prentice Gill 2-21; Reid Evans 2-13; Nick Mayers 1-20; Kai Blanco 1-6; Angus Harper 1-5. Georgia State-Wilson, Albert 4-53; Giles, Jordan 3-58; Lee, Parris 2-15; Ogbuehi, E. 2-11; Evans,

TACKLE LEADERS: Old Dominion-Craig Wilkins 6-3; Ronnie Cameron 5-3; John Darr 3-4; T.J. Cowart 4-2; Chad King 2-4; Paul Morant 3-1; J.J. Williams 2-2; Carvin Powell 3-0; Xavier Duckett 2-1; Aaron Evans 1-2; Eriq Lewis 2-0; Neal Hale 2-0; Markell Wilkins 2-0; Georgia State-Moody, Dexter 10-2; Demazio, S. 5-4; Barnes, Fred 5-2; Hall, Michael 3-3; Portee, A.J. 3-2; Muasau, Jake 3-2; Bilukidi, C. 3-2; Mallory, Q. 4-0; McClendon, Bren 3-0; Ferguson, R. 3-0; McKay, Allen 3-0; Matthews, D. 2-1; Woodard, T. 1-2; Fears, Jocquez 2-0; Hogan, Mark 1-1; Robinson, J. 1-1;

2011 Recaps - Hampton

Football Monarchs Hang On for 45-42 Win Over Hampton

NORFOLK, Va. -- Larry Pinkard returned a blocked punt five yards and Thomas DeMarco ran for two touchdowns in the last seven minutes as Old Dominion hung on to defeat Hampton 45-42 night in Norfolk.

With Penn falling to Lafayette, 37-12, Old Dominion now brings the nation's longest win streak among FCS schools to its first Colonial Athletic Association contest at Delaware next week. The Monarchs have won eight straight games dating back to its 50-37 set back to nationally ranked Cal Poly back on November 9th of last season. They also improved to 12-4 all-time and 2-0 this season at Foreman Field at S.B. Ballard Stadium and take a 20-5 record into their first conference contest.

The Hampton Pirates meanwhile dropped to 2-1 on the season.

ODU held a 17-14 halftime lead and quickly stretched the lead to 10 on a five-yard Angus Harper touchdown, but Hampton came right back, catapulted by a Justin Blake interception, with 13-straight points, two field goals by Taurean Durham and a 42-yard fumble return by Jeremy Jermin to take a 27-24 lead.

The Monarchs retook the lead as James Faircloth blocked a Jordan Stovall punt and Larry Pinkard returned it five yards for the 31-27 lead. It was the Monarchs' 15th blocked punt and the third time in the two meetings with the Pirates that ODU has blocked a punt.

The Pirates' Jorrian Washington gave Hampton the lead back briefly with a nine yard run, but DeMarco led ODU on two scoring drives, one a 14 play, 67-yard drive and the other a 10-yard drive after Edmon McClam sacked Hampton quarterback David LeGree and forced a fumble.

Hampton scored with just over a minute left, but the ensuing sides kick went out of bounds.

DeMarco finished the night 20-of-29 passing, with 172 yards, while rushing for 29 yards with two scores. Angus Harper and Colby Goodwyn comined to run for 199 yards, with Harper leading the way with 111 and two scores.

LeGree finished 25-of-35 passing for the Pirates for 260 yards with a touchdown. He also rushed for 66 yards and a score.

Defensively, the Monarchs were led by redshirt junior linebacker Craig Wilkins with 17 stops, while Chad King recorded eight tackles, and Eriq Lewis had seven. McClam also finished the night with a pair of sacks.

OLD DOMINION 45, HAMPTON 42 Foreman Field at S.B. Ballard • Norfolk, Va. September 17, 2011 • Attendance. 19,818

SCORE BY QUARTERS:

	1st	2nd	3rd	4th	Final
Hampton	0	14	13	15	42
Old Dominion	0	17	7	21	45

SCORING SUMMARY:

Q	Time	Play	Score
2nd	11:34	H CHISHOLM,Antwon 3 yd run (DURHAM,Taurean kick)	7 - 0
	08:55	O Jarod Brown 42 yd field goal	7 - 3
	06:48	H LEGREE,David 15 yd run (DURHAM,Taurean kick)	14 - 3
	06:12	O Angus Harper 39 yd run (Jarod Brown kick)	14 - 10
	00:20	O Colby Goodwyn 7 yd run (Jarod Brown kick)	14 - 17
3rd	14:10	O Angus Harper 5 yd run (Jarod Brown kick)	14 - 24
	07:46	H DURHAM,Taurean 32 yd field goal	17 - 24
	03:01	H DURHAM,Taurean 37 yd field goal	20 - 24
	01:53	H JERMIN,Jeremy 42 yd fumble recovery (DURHAM,Taurean kick)	27 - 24
4th	13:29	O Larry Pinkard 5 yd blocked punt return (Jarod Brown kick)	27 - 31
	10:44	H WASHINGTON,Jorr 9 yd run (DURHAM,Taurean kick)	34 - 31
	06:50	O Thomas DeMarco 16 yd run (Jarod Brown kick)	34 - 38
	03:41	O Thomas DeMarco 7 yd run (Jarod Brown kick)	34 - 45
	01:36	H HICKS,Reginald 11 yd pass from LEGREE,David (HICKS,Reginald pass from LEGREE,David) 5 plays, 41 yards, TOP 1:56	42 - 45

SCORING SUMMARY:

	HAM	ODU
FIRST DOWNS	24	26
NET YARDS RUSHING	137	219
NET YARDS PASSING	260	172
TOTAL OFFENSE YARDS	397	391
Fumbles: Number-Lost	4-2	1-1
Penalties: Number-Yards	10-85	7-93
PUNTS-YARDS	4-152	5-208
KICKOFFS-YARDS	8-407	8-477
Punt returns: Number-Yards-TD	2-11-0	2-39-1
Kickoff returns: Number-Yds-TD	8-185-0	6-111-0
Interceptions: Number-Yds-TD	1-0-0	0-0-0
Fumble Returns: Number-Yds-TD	1-42-1	0-0-0
Miscellaneous Yards	0	0
Possession Time	31:12	28:48
Third-Down Conversions	7 of 15	7 of 16
Fourth-Down Conversions	0 of 1	1 of 2
Red-Zone Scores-Chances	6-6	4-4
Sacks By: Number-Yards	2-12	3-15
PAT Kicks	4-4	6-6
Field Goals	2-2	1-1

INDIVIDUAL STATISTICS:

RUSHING: Hampton-LEGREE,David 17-66; SCHWARTZ,Jeremi 6-23; McCLOUDE,Antoni 7-21; DIXON,Reginald 2-10; CHISHOLM,Antwon 8-9; WASHINGTON,Jorr 1-9; TEAM 1-minus 1. Old Dominion-Angus Harper 15-111; Colby Goodwyn 23-79; Thomas DeMarco 11-29.

PASSING: Hampton-LEGREE,David 25-35-0-260. Old Dominion-Thomas DeMarco 20-29-1-172.

RECEIVING: Hampton-BROWN,Javris 8-97; McCAIN,Dyrri 6-87; THOMAS,Isiah 4-45; CHISHOLM,Antwon 3-11; HICKS,Reginald 2-18; SCHWARTZ,Jeremi 2-2. Old Dominion-Reid Evans 6-57; Antonio Vaughan 5-49; Angus Harper 3-22; Larry Pinkard 2-27; Colby Goodwyn 2-6; Prentice Gill 1-7; Kai Blanco 1-4.

TACKLE LEADERS: Hampton-TYLER,Delbert 8-9; GIBSON,Lyndell 4-9; BLAKE,Justin 6-6; BUTTS,James 3-5; ROUTE,Destin 3-4; DAVIDSON,Ian 0-7; POOLE,Jawan 2-4; JERMIN,Jeremy 0-4; Old Dominion-Craig Wilkins 12-5; Chad King 4-4; Eriq Lewis 6-1; Edmon McClam 4-2; Keenan Terry 5-0; Ronnie Cameron 2-3; Alex Arain 2-2; Aaron Evans 2-1; J.J. Williams 1-2; Carvin Powell 1-2;

Old Dominion Roster

Alphabetical

6	Alex Arain	LB
41	Brandon Bacchus	CB
81	Jakwail Bailey	WR
95	Nate Barnes	DT
59	Eugene Bazemore	DE
83	Kai Blanco	TE
94	Jagger Blehm	DT
19	A.J. Bordley	CB
77	David Born	OL
38	Brad Bradley	S
44	Darryl Brown	LB
39	Jarod Brown	K
92	Kevin Buchanan	DE
90	Chris Burnette	DT
96	Ronnie Cameron	DT
70	Brandon Carr	OL
88	Mitch Castleberry	TE
51	Michael Colbert	LB
22	T.J. Cowart	CB
25	Mario Crawford	RB
16	Fred Credle	S
89	Tyler Damato	TE
46	John Darr	LB
17	Thomas DeMarco	QB
52	Xavier Duckett	LB
57	Robbie Duncan	OL
15	Aaron Evans	CB
4	Reid Evans	WR
56	James Faircloth	LB
1	Prentice Gill	WR
36	Colby Goodwyn	RB
54	Dominique Guinn-Bailey	DT
30	Neal-Anthony Hale	S
68	Orion Hall	P
32	Angus Harper	RB
14	Taylor Heinicke	QB
58	Jeremy Hensley	OL
64	Rodney Hunter	LB
84	Dorian Jackson	WR
37	Malik Jackson	RB
43	Darrius Jennings	S
76	Ryan Jensen	OL
98	Alex Johnson	DE
18	Akil Jones	CB
79	Mike Justice	OL
93	Chad King	DE
33	Tyree Lee	RB

Numerical

No.	Name	Pos.	Cl.	Ht.	Wt.	Hometown/High School/Transfer
1	Prentice Gill	WR	Sr.	5-11	180	Los Angeles, Calif./Cathedral/LA Harbor College
2	Tommy Reamon	TE	Jr.-r	6-2	220	Newport News, Va./Gloucester
3	Marquel Thomas	WR	So.-r	6-3	180	Va. Beach, Va./Bayside/North Carolina Tech
4	Reid Evans	WR	Jr.-r	5-10	175	Hampton, Va./Phoebus
5	Antonio Vaughan	WR	Fr.-r	5-8	170	Ahoskie, N.C./Hertford County High
6	Alex Arain	LB	Jr.-r	6-4	220	Va. Beach, Va./Kempsville
7	Nick Mayers	WR	Jr.-r	5-7	170	Va. Beach, Va./Landstown
8	Tyler Clark	QB	Fr.	6-3	205	Chesapeake, Va./Grassfield
9	Larry Pinkard	WR	Fr.-r	5-11	180	Washington, D.C./Ballou
10	Devon Simmons	S	Jr.-r	6-2	205	Newport News, Va./Denbigh
11	Nate Ong	QB	Jr.-r	6-2	200	Escondido, Calif./San Pasqual/Palomar
12	Craig Wilkins	LB	Jr.-r	6-2	225	Washington, D.C./H.D. Woodson
13	Rashad Manley	RB	So.	5-11	180	Hampton, Va./Bethel
14	Taylor Heinicke	QB	Fr.	6-1	190	Atlanta, Ga./Collins Hill
15	Aaron Evans	CB	So.	5-8	185	Newport News, Va./Woodside
16	Fred Credle	S	Jr.-r	5-11	175	Chesapeake, Va./Deep Creek
17	Thomas DeMarco	QB	Sr.-r	5-11	200	Palm Desert, Calif./Palm Desert/Col. of the Desert
18	Akil Jones	CB	Fr.	5-10	150	Fairfax, Va./Oakton
19	A.J. Bordley	CB	Fr.	5-11	160	Va. Beach, Va./First Colonial
20	Paul Morant	S	So.	6-0	195	Hampton, Va./Phoebus
21	J.C. Wiggins	CB	So.	5-10	175	Richmond, Va./Monacan
22	T.J. Cowart	CB	Jr.-r	5-9	185	Va. Beach, Va./Ocean Lakes
23	Reggie Owens	CB	Fr.	6-0	195	Va. Beach, Va./Ocean Lakes
24	Lorenzo Smith	RB	Fr.	5-9	175	Lynchburg, Va./Fork Union
25	Mario Crawford	RB	Jr.	5-8	185	Detroit, Mich./Romulus/Fork Union
26	Eriq Lewis	CB	Fr.-r	6-0	180	Washington, D.C./Coolidge
27	Carvin Powell	S	Jr.	6-1	205	Chesapeake, Va./Great Bridge
28	Markell Wilkins	CB	So.-r	5-8	165	Hampton, Va./Phoebus
29	Patrick Young	LB	So.-r	6-0	195	Va. Beach, Va./Green Run
30	Neal-Anthony Hale	S	Fr.	5-8	175	Norfolk, Va./Maury
31	Jonathan Plisco	P	Jr.-r	6-0	205	Newport News, Va./Woodside
32	Angus Harper	RB	Fr.-r	6-0	210	Alexandria, Va./Edison
33	Tyree Lee	RB	Fr.	5-9	195	Hampton, Va./Phoebus
34	J.J. Williams	LB	Sr.-r	6-2	225	Derby, Kan./Derby/Garden City CC
35	Aquante Thornton	CB	Fr.	5-9	155	Va. Beach, Va./Tallwood
36	Colby Goodwyn	RB	So.	5-10	200	Hampton, Va./Phoebus
37	Malik Jackson	RB	Fr.	5-8	205	Washington, D.C./Archbishop Carroll
38	Brad Bradley	S	Fr.	6-0	190	Richmond, Va./Varina
39	Jarod Brown	K	Jr.	5-11	205	Yorktown, Va./Grafton/West Virginia
40	B.J. McLaughlin	DE	Jr.-r	5-11	230	Columbia, Va./Goochland
41	Brandon Bacchus	CB	Fr.	5-11	180	Hampton, Va./Kecoughtan
42	Keenan Terry II	CB	So.	6-0	170	Hampton, Va./Hampton Christian
43	Darrius Jennings	S	Fr.	5-11	160	Chesapeake, Va./Oscar Smith
44	Darryl Brown	LB	Fr.-r	6-0	225	Va. Beach, Va./First Colonial
45	Rob Mahan	LB	Fr.	6-2	205	Merchantville, N.J./Winslow Township
46	John Darr	LB	So.-r	6-0	235	Forestville, Md./Suitland
47	Mike Lennox	LB	Fr.	6-2	210	Bristow, Va./Brensville

Old Dominion Roster

Numerical

<u>No.</u>	<u>Name</u>	<u>Pos.</u>	<u>Cl.</u>	<u>Ht.</u>	<u>Wt.</u>	<u>Hometown/High School/Transfer</u>
48	Preston Smith	DE	Fr.-r	6-2	250	Chesapeake, Va./Deep Creek
49	Dillon Morrow	TE	Fr.	6-3	200	Orange, Va./Orange County
50	Rick Lovato	LS	Fr.	6-2	225	Middletown, N.J./Middletown
51	Michael Colbert	LB	Jr.-r	6-1	220	Fayetteville, N.C./E.E. Smith
52	Xavier Duckett	LB	So.-r.	6-0	225	Roanoke, Va./Northside
54	Dominique Guinn-Bailey	DT	Fr.-r	6-4	265	Portsmouth, Va./Churchland
55	Erik Saylor	DT	Jr.-r	6-2	285	Ijamsville, Md./Urbana
56	James Faircloth	LB	Fr.	5-11	200	Chesapeake, Va./Grassfield
57	Robbie Duncan	OL	Jr.-r	6-4	285	Sterling, Va./Parkview
58	Jeremy Hensley	OL	Sr.	6-1	290	La Palma, Calif./Kennedy/Fullerton College
59	Eugene Bazemore	DE	Fr.	6-1	210	Portsmouth, Va./Churchland
60	Josh Mann	OL	Fr.	6-4	300	Va. Beach, Va./Ocean Lakes
61	Wes Moulton	OL	Fr.-r	6-3	270	Va. Beach, Va./Ocean Lakes
63	Kevin Marley	LS	Fr.	5-10	255	Manassas, Va./Osborn Park
64	Rodney Hunter	LB	So	6-2	200	Miami, Fla./Etowah
65	Perry Owens	OL	So.-r	6-3	275	Edenton, N.C./John A. Holmes
66	Ellett McGeorge	OL	Fr.-r	6-7	310	Midlothian, Va./Cosby
67	Dustin Burdick	K	Fr.	5-9	175	Staunton, Va./Robert E. Lee
68	Orion Hall	P	Fr.-r	5-9	205	Norfolk, Va./Maury
69	Josh Williams	P	Fr.	6-3	240	Keysville, Va./Randolph Henry
70	Brandon Carr	OL	Jr.	6-2	295	Chesapeake, Va./Western Branch/Fork Union
71	Connor Mewbourne	OL	Fr.	6-4	285	Va. Beach, Va./First Colonial
73	Jack Lowney	OL	So.-r	6-4	285	Narberth, Pa./Archbishop Carroll
74	Jonathan McLean	DE	Fr.	6-3	230	Hampton, Va./Phoebus
75	Bryan Morrison	OL	Jr.-r	6-2	290	Ashburn, Va./Broad Run
76	Ryan Jensen	OL	Sr.-r	6-5	300	Petaluma, Calif./Petaluma/Santa Rosa JC
77	David Born	OL	So.-r.	6-8	340	Bakersfield, Calif./West/Bakersfield
79	Mike Justice	OL	So.	6-7	280	Springfield, Va./West Springfield
80	Blair Roberts	WR	Fr.	6-2	190	Pawling, N.Y./Trinity-Pawling
81	Jakwail Bailey	WR	Fr.	5-11	180	Haddonfield, N.J./Paul VI
82	Kirk Spellman	WR	Fr.	5-10	165	Chesapeake, Va./Indian River
83	Kai Blanco	TE	Jr.-r	6-3	260	Alexandria, Va./Mount Vernon
84	Dorian Jackson	WR	Jr.-r	5-10	200	Colonial Heights, Va./Matoaca
85	Chris Lovitt	WR	Jr.-r	5-9	195	Stafford, Va./Colonial Forge
86	Daniel Wray	TE	Fr.	6-3	225	Newport News, Va./Warwick
88	Mitch Castleberry	TE	Fr.	6-5	215	Herndon, Va./Westfield
89	Tyler Damato	TE	Jr.-r	6-1	235	Va. Beach, Va./Landstown
90	Chris Burnette	DT	Jr.-r	6-4	280	Baltimore, Md./Gilman School
91	Andrew Turner	DE	Jr.-r	6-3	255	Va. Beach, Va./Kellam
92	Kevin Buchanan	DE	Fr.	6-3	235	Va. Beach, Va./Maury
93	Chad King	DE	Sr.-r	6-3	255	Springfield, Va./Mt. Vernon/Ohio Dominican
94	Jagger Blehm	DT	Fr.-r	6-3	250	Va. Beach, Va./Green Run
95	Nate Barnes	DT	So.-r	6-5	275	Newport News, Va./Heritage
96	Ronnie Cameron	DT	Sr.-r.	6-2	295	Westbury, N.Y./Holy Trinity/Hofstra
97	Edmon McClam	DT	Sr.	6-6	280	Coward, S.C./Lake City/Louisburg College
98	Alex Johnson	DE	So.-r	6-3	225	New Canton, Va./Buckingham Co./Fork Union
99	Dontez Tyler	DE	Fr.	6-4	230	Ahoskie, N.C./Hertford County

Alphabetical

47	Mike Lennox	LB
26	Eriq Lewis	CB
50	Rick Lovato	LS
85	Chris Lovitt	WR
73	Jack Lowney	OL
45	Rob Mahan	LB
13	Rashad Manley	QB
60	Josh Mann	OL
63	Kevin Marley	LS
7	Nick Mayers	WR
97	Edmon McClam	DT
66	Ellett McGeorge	OL
40	B.J. McLaughlin	DE
47	Jonathan McLean	DE
71	Connor Mewbourne	OL
20	Paul Morant	S
75	Bryan Morrison	OL
49	Dillian Morrow	TE
61	Wes Moulton	OL
11	Nate Ong	QB
65	Perry Owens	OL
23	Reggie Owens	CB
9	Larry Pinkard	WR
31	Jonathan Plisco	P
27	Carvin Powell	S
2	Tommy Reamon	TE
80	Blair Roberts	WR
55	Erik Saylor	DT
10	Devon Simmon	S
24	Lorenzo Smith	RB
48	Preston Smith	DE
82	Kirk Spellman	WR
42	Keenan Terry II	CB
3	Marquel Thomas	WR
35	Aquante Thornton	CB
91	Andrew Turner	DE
99	Dontez Tyler	DE
5	Antonio Vaughan	WR
21	J.C. Wiggins	CB
12	Craig Wilkins	LB
28	Markell Wilkins	CB
34	J.J. Williams	LB
69	Josh Williams	P
86	Daniel Wray	TE
29	Patrick Young	LB

2011 Old Dominion Opponents

<p style="text-align: center;">Campbell (1-1, 0-0 Pioneer)</p> <p>Sept. 3 at Old Dominion L, 14-41 Sept. 10 Apprentice W, 76-0 Sept. 24 Jacksonville * 1:00 p.m. Oct. 1 at Drake * 2:00 p.m. Oct. 8 Butler * Noon Oct. 15 at Marist * Noon Oct. 22 San Diego 1:00 p.m. Oct. 29 at Davidson * 1:00 p.m. Nov. 5 Morehead State * 1:00 p.m. Nov. 12 at Valparaiso 2:00 p.m. Nov. 19 at Georgia State 1:00 p.m.</p>	<p style="text-align: center;">Georgia State (1-2 Independent)</p> <p>Sept. 2 Clark Atlanta W, 41-7 Sept. 10 Old Dominion L, 14-40 Sept. 17 at Jacksonville St. L, 21-37 Sept. 24 at Houston 8:00 p.m. Oct. 8 Murray State 1:00 p.m. Oct. 15 at South Carolina St. 1:30 p.m. Oct. 22 South Alabama 3:00 p.m. Oct. 29 at UT-San Antonio 2:00 p.m. Oct. 5 St. Francis 1:00 p.m. Nov. 12 at West Alabama 7:00 p.m. Nov. 19 Campbell 1:00 p.m.</p>	<p style="text-align: center;">Hampton (2-1, 1-0 MEAC)</p> <p>Sept. 3 vs. Alabama A&M W, 21-20 Sept. 8 Florida A&M * W, 23-17 Sept. 17 at Old Dominion L, 42-45 Sept. 22 at Bethune-Cookman * 7:30 p.m. Oct. 8 Princeton 1:00 p.m. Oct. 15 at Norfolk State * 4:00 p.m. Oct. 22 N.C. Central * 2:00 p.m. Oct. 29 at Savannah State * 2:00 p.m. Nov. 5 Howard * 1:00 p.m. Nov. 12 Delaware State * 1:00 p.m. Nov. 19 Morgan State * 1:00 p.m.</p>
<p style="text-align: center;">Delaware (2-1, 0-0 CAA)</p> <p>Sept. 3 at Navy L, 17-40 Sept. 10 West Chester W, 28-17 Sept. 17 Delaware State W, 45-0 Sept. 24 Old Dominion * Noon Oct. 1 at Maine * 3:00 p.m. Oct. 8 William & Mary 6:00 p.m. Oct. 15 UMass * 3:30 p.m. Oct. 22 at Rhode Island * 12:30 p.m. Oct. 29 at Towson * 7:00 p.m. Nov. 12 Richmond * 3:30 p.m. Nov. 19 at Villanova * 3:30 p.m.</p>	<p style="text-align: center;">UMass (2-0, CAA/FBS Transition)</p> <p>Sept. 1 at Holy Cross W, 24-16 Sept. 17 Rhode Island * W, 36-27 Sept. 24 at Boston College TBA Oct. 1 at Old Dominion * 6:00 p.m. Oct. 8 Central Connecticut 6:00 p.m. Oct. 15 at Delaware * 3:30 p.m. Oct. 22 New Hampshire * 3:30 p.m. Oct. 29 at Richmond * 1:00 p.m. Nov. 5 Villanova * 3:30 p.m. Nov. 12 at Maine * 12:30 p.m. Nov. 19 James Madison * 1:00 p.m.</p>	<p style="text-align: center;">Rhode Island (0-2, 0-1 CAA)</p> <p>Sept. 10 at Syracuse L, 14-21 Sept. 17 at UMass * L, 27-36 Sept. 24 Fordham 1:00 p.m. Oct. 1 at Brown 6:00 p.m. Oct. 8 Old Dominion * 1:00 p.m. Oct. 15 at Maine * 1:00 p.m. Oct. 22 Delaware * 12:20 p.m. Oct. 29 at New Hampshire * Noon Nov. 5 William & Mary * 1:00 p.m. Nov. 12 at James Madison * 3:00 p.m. Nov. 19 Towson * 12:30 p.m.</p>
<p style="text-align: center;">Towson (2-0, 1-0 CAA)</p> <p>Sept. 3 Morgan State W, 40-3 Sept. 10 Villanova * W, 31-10 Sept. 24 Colgate 7:00 p.m. Oct. 1 at Maryland TBA Oct. 8 Richmond * 7:30 p.m. Oct. 15 at Old Dominion * 3:30 p.m. Oct. 22 at William & Mary * 3:30 p.m. Oct. 29 Delaware * 6:00 p.m. Nov. 5 at Maine * 1:00 p.m. Nov. 12 New Hampshire * TBA Nov. 19 at Rhode Island * 12:30 p.m.</p>	<p style="text-align: center;">Villanova (0-3, 0-1 CAA)</p> <p>Sept. 1 at Temple L, 7-42 Sept. 10 at Towson * L, 10-31 Sept. 17 Monmouth L, 9-20 Sept. 24 Penn 7:00 p.m. Oct. 1 William & Mary * Noon Oct. 8 at New Hampshire * Noon Oct. 15 at James Madison * 1:30 p.m. Oct. 22 Old Dominion * 3:30 p.m. Oct. 29 Maine 3:30 p.m. Nov. 5 at UMass * 3:30 p.m. Nov. 19 Delaware * 3:30 p.m.</p>	<p style="text-align: center;">James Madison (2-1, 0-0 CAA)</p> <p>Sept. 3 at North Carolina L, 10-42 Sept. 10 Central Connecticut W, 14-9 Sept. 17 at Liberty W, 27-24 Sept. 24 at William & Mary * 7:00 p.m. Oct. 1 Richmond * 3:30 p.m. Oct. 8 Maine * 3:30 p.m. Oct. 15 Villanova * 1:30 p.m. Oct. 29 at Old Dominion * Noon Nov. 5 at New Hampshire * Noon Nov. 12 Rhode Island * 3:00 p.m. Nov. 19 at UMass * 1:00 p.m.</p>
<p style="text-align: center;">Richmond (3-0, 0-0 CAA)</p> <p>Sept. 3 at Duke W, 23-21 Sept. 10 Wagner W, 21-6 Sept. 17 VMI W, 34-19 Sept. 24 New Hampshire 3:30 p.m. Oct. 1 at James Madison * 3:30 p.m. Oct. 8 at Towson * 7:30 p.m. Oct. 22 Maine * 3:30 p.m. Oct. 29 UMass * 1:00 p.m. Nov. 5 at Old Dominion * 1:00 p.m. Nov. 12 at Delaware 3:30 p.m. Nov. 19 William & Mary Noon</p>	<p style="text-align: center;">William & Mary (2-1, 0-0 CAA)</p> <p>Sept. 3 at Virginia L, 3-40 Sept. 10 at VMI W, 24-7 Sept. 17 New Haven W, 13-10 Sept. 24 James Madison * 7:00 p.m. Oct. 1 at Villanova * Noon Oct. 8 at Delaware * 6:00 p.m. Oct. 15 New Hampshire * Noon Oct. 22 Towson * 3:30 p.m. Nov. 5 Rhode Island * 1:00 p.m. Nov. 12 Old Dominion Noon Nov. 19 Richmond * Noon</p>	

HEAD COACH

BOBBY WILDER

When he was hired on February 13, 2007, Bobby Wilder's goal was to "AIM HIGH" in everything he did in resurrecting the Old Dominion football team from a 69-year absence. After two years of orchestrating every piece of the puzzle, Wilder's vision has become reality as he has built a program that has not only been the buzz of the Hampton Roads community, but has become the most successful start-up FCS program in history.

Wilder and his staff's inaugural season of play at the Football Championship Subdivision level went well beyond expectations. From the celebrated kickoff versus Chowan, to the heart pounding first FCS victory against Jacksonville, to ensuring a winning season at Savannah State, to extending the win-streak to six in the season finale at VMI, history was made every step of the way. The Monarchs concluded the 2009 season at 9-2 overall writing their way into history.

The Monarchs finished the year ranked in the top ten in five statistical categories as a team including second in sacks allowed, third in scoring offense, turnover margin, and net punting, and ninth in rushing offense. Individually, ODU had its first football All-Americans named in punter Jonathan Plisco and long snapper Dustin Phillips with Plisco leading the nation in punt yardage averaging 44.84 yards per contest. Quarterback Thomas DeMarco was also ranked in the top ten in scoring and was the second leading FCS signal caller in rushing. Wilder meanwhile received the Tom Fergusson Memorial Award at the 65th Norfolk Sports Club Jamboree named as the Metropolitan Person of the Year in Sports.

Year two proved to be just as successful. The Old Dominion football team finished its second season of football at 8-3 in 2010 and over the last two seasons has combined for a 17-5 mark as the winningest FCS start-up program in the books. The Monarchs, who upgraded their schedule in year two in preparation for joining the Colonial Athletic Association (CAA), added a pair of ranked opponents in #12/13 William & Mary and #14/16 Cal Poly and continued to play in front of capacity crowds of 19,782 in all seven of its home games. Statistically speaking, the Monarchs finished their second season of gridiron action fourth in kickoff returns, ranked eighth in scoring offense, eighth in sacks allowed, and 15th in passing offense. Under Wilder's tutelage, punter Jonathan Plisco ranked second nationally in punting, quarterback Thomas DeMarco continued to rank among the top 10 in total offense, newcomer Colby Goodwyn ran this way to third nationally in punt returns, and Ronnie Cameron pushed his way into eighth overall among FCS defenders in tackles for loss.

In addition to his recruiting efforts, Wilder has also been an essential part in the planning and development of what are among the top football facilities in the country. The state-of-the-art \$17 million Powhatan Sports Complex that houses the ODU football offices,

athletic and strength training areas, locker rooms and two practice fields with artificial surface and the \$24.8 million Foreman Field Football Complex, which includes the Ainslie Game Day Building, Astoturf GameDay Grass 3D field surface, scoreboard, sound system, field enclosure and a contiguous parking garage, are among the best the FCS has to offer.

Wilder, his coaching staff, and the football Monarchs now gear up for the biggest challenge yet in 2011. The squad joins the CAA in 2011, the toughest FCS conference in the nation that featured four teams in this past season's playoffs including runner-up Delaware, as well as 2009 FCS champion Villanova, along with William & Mary and New Hampshire.

Since arriving in Norfolk, Wilder has hit the ground running and has not stopped in his quest to make Old Dominion one of the top programs in the country. Both on and off the field, the Monarch head coach is always making sure that the Old Dominion football program is visible throughout the campus, the community and the state. He has honored over 300 speaking engagements to a variety of organizations, but his most important talks have come with high schools coaches throughout the state. Wilder and his staff have made it a point to build a fence around the Hampton Roads community and the state of Virginia, with plans of building a first rate program with players a stones throw from the ODU campus.

Wilder has also been instrumental in getting his team active in the Hampton Roads Community. In what has become an annual event, the ODU Football Monarchs host a bone marrow registry drive and to date has helped register over 450 members of the ODU student body, faculty/staff, and the Hampton Roads community to the registry in an attempt to help save lives from life-threatening diseases nationwide. The Monarchs have also been active volunteering with Special Olympics, hosting youth clinics, and participating at reading and career days at many of the area's elementary and middle schools.





Prior to his arrival at ODU, Wilder served on the Maine staff for the past 17 years and was promoted to assistant head coach and offensive coordinator in 2000 before moving to associate head coach in 2001.

As coordinator, Wilder has orchestrated a balanced attack. The Black Bears averaged 29.1 points per game in 2004, and scored 29 or more in seven of 11 games. Wilder helped tutor running back Marcus Williams, who rushed for 1,077 yards during his senior season, which moved him into first place in school history for career rushing yards. Maine also threw the ball a lot during the campaign as eight different receivers each had double-digit receptions. Ron Whitcomb was at the head of the passing attack as his completions (213) and attempts (350) were the fourth most in a single season since 1950. His 22 touchdown tosses were tied for third most since 1950. Overall, the offense averaged an impressive 5.2 yards per play.

Wilder was named the Assistant Coach of the Year by the Gridiron Club of Greater Boston in 2004, which is presented annually to the top assistant coach in New England.

In 2003, the Black Bears had over 2,000 yards rushing and passing with 4,142 total yards. The ground game was anchored by Williams and the passing game was in the hands of then-freshman Ron Whitcomb, who was named the Atlantic 10 Rookie of the Year as he posted 2,428 yards - the fifth most in a season at Maine.

The 2002 Black Bears finished the season with 4,702 yards in total offense, the most since a school-record 4,861 yards in 1989. In 2001, for the first time in school history, the offense boasted a 2,000-yard passer in Jake Eaton, a 1,000-yard rusher in Royston English, and a 1,000-yard receiver in Stefan Gomes.

Prior to moving to the coordinator post, Wilder served as quarterbacks coach during one of the most explosive eras in Maine history for Black Bear quarterbacks.

Wilder guided four-year starter Mickey Fein to 17 University marks, including the two highest season totals for touchdown passes. Fein ended his career as Maine's second all-time leading passer.

In 2000, Wilder's first full season as offensive coordinator, the Black Bears ranked third in the Atlantic 10 with 29.0 points per game. The rushing game increased its output by 41 yards per game from the previous season and Eaton garnered All-New England honors. Two wide receivers from that team, Dwayne Wilmot and Phil McGeoghan, signed pro contracts and were in NFL camps in 2001. In 2002, Maine tight end Chad Hayes signed with the Kansas City Chiefs and then played briefly with the Cincinnati Bengals.

A 1987 graduate of Maine with a degree in physical education, Wilder captained the Black Bears to the Yankee Conference Championship his senior year. An All-New England quarterback in 1985, he left Maine as the school's all-time leading passer with 4,493 yards, and

is currently sixth behind Mike Buck, Emilio Colon, Fein, Eaton and Whitcomb on the career passing list. Wilder coached four of those former players and played with the fifth.

A 1982 graduate of Madison High School in Madison, Maine, Wilder was a highly recruited quarterback his senior year. He opted to attend Maine and in his sophomore year and led the Black Bears to their first of five consecutive winning seasons.

Upon graduation, Wilder served as a graduate assistant coach for two seasons under Jack Bicknell at Boston College, where he earned his master's degree in educational administration in 1990.

Wilder and his wife, Pam, live in Norfolk with their sons, Derek (15) and Drew (10).

Playing Career

1982-87 University of Maine

Coaching Career

1988-89 Graduate Assistant, Boston College
 1990-99 Quarterbacks, University of Maine
 2000..... Assistant Head Coach/
Offensive Coordinator, University of Maine
 2001-06 Associate Head Coach/
Offensive Coordinator, University of Maine
 2007- present.....Head Coach, Old Dominion University

Coaching Record

Collegiate Overall Record (Years) 20-5 (2 years)
 Record at CAA Football Schools (Years) First Year
 Record in CAA Football Games (Years) First Year

Year-By-Year

Year:	School:	Record:	Conf.
2009	Old Dominion	9-2	0-0
2010	Old Dominion	8-3	0-0
2011	Old Dominion	3-0	0-0
Totals		20-5 (.800)	

ASSISTANT COACH



MARC BACOTE

DEFENSIVE BACKS

THE BACOTE FILE:

Hometown: Hampton, Va.
High School: Hampton High School
College: James Madison '08

COACHING HISTORY:

2011-present - Old Dominion - Defensive Backs
2010-2011 - Rutgers - Player Development
2008-2010 - Morehead State - Wide Receivers
2008 - James Madison - Volunteer Assistant - Wide Receivers

PLAYING EXPERIENCE:

2007 - Bossier-City Shreveport Battlewings (Arena2)
2005-2006 - Manchester Wolves (Arena2) -
2004 - Wichita Stealth (Arena2)
2003 - Richmond Speed (Arena2)

ASSISTANT HEAD COACH



DEALTON COTTON

DEFENSIVE LINE

THE COTTON FILE:

Hometown: Norfolk, Va.
High School: Granby High School
College: East Carolina '95
Family: Wife - Tephania

COACHING HISTORY:

2008 - present - Old Dominion - Defensive Line
2003 - 2007 - Maury High School - Head Coach
2001 - 2003 - Hertford County High - Head Coach

ASSISTANT COACH



BILL DEE

OFFENSIVE LINE

THE DEE FILE:

Birthdate: April 6, 1953
College: Mansfield State '75
Family: Wife - Margaret; Son- William (22); Daughter - Katie (5)

COACHING HISTORY:

2011 - present - Old Dominion - Offensive Line
2009- 2011 - Christopher Newport University - Inside Linebackers
1985-2008 - Phoebus H.S. - Head Coach
1981-1984 - Southampton H.S. - Head Coach
1979-1980 - Denbigh H.S. - Defensive Coordinator
1975-1979 - Greene H.S. (N.Y.) - Defensive Coordinator

ASSISTANT COACH



JAROD DODSON

ASST. DEFENSIVE COORDINATOR


THE DODSON FILE:

Hometown: Palmdale, Calif.
High School: Highland
College: South Dakota '99
Family: Wife - Shannon, Daughters - Mariah (16), LaRae (5), JaelLynn (4), Kendyl (2)

COACHING HISTORY:

2010 - present - Old Dominion - Secondary
2009 - Buffalo - Cornerbacks
2008 - South Dakota - Defensive Coordinator
2007 - South Dakota - Wide Receivers/Defensive Backs
2006 - South Dakota - Defensive Backs/Special Teams
2005 - South Dakota - Wide Receivers
2000 - 2004 - Michigan Tech - Linebackers/Defensive Backs/Special Teams

ASSISTANT COACH



**COREY
HETHERMAN**

ROVERS

THE HETHERMAN FILE:

Hometown: Oxford, Mass.
High School: Oxford
College: Fitchburg State '06

COACHING HISTORY:

2010 - present - Old Dominion - Linebackers
2010 - Western New England College - Offensive/
Recruiting Coordinator
2009 - 2010 - Northeastern - Outside Linebackers
2007 - 2009 - Springfield College - Graduate Assistant
2007 - Wuerzburg Panthers - Offensive Coordinator
2006 - 2007 - King's College - Intern
2006 - Carinthian Black Lions - Offensive Coordinator
2006 - Fitchburg State College - Quarterbacks

PLAYING EXPERIENCE:

2007 - Wuerzburg Panthers (German Football League)
2006 - Carinthian Black Lions (Austrian Football League)

ASSISTANT COACH



**KEITA
MALLOY**

PASS GAME COORDINATOR

WIDE RECEIVERS

TIGHT ENDS

THE MALLOY FILE:

Hometown: Washington, D.C.
High School: Bishop McNamara '89
College: Delaware '95
Family: Daughters - La-Nyah (13) and Elexa (11)

COACHING HISTORY:

2008 - present - Old Dominion - Wide Receivers / Tight
Ends
2006 - 2007 - Trinity College - Wide Receivers
2004 - 2005 - Fordham - Running Backs
2004 - Fordham - Tight Ends
2002 - 2003 - West Georgia State - Wide Receivers /
Special Teams
2001 - 2002 - Washburn - Running Backs /Wide Receivers
/ Special Teams
2000- 2001 - Lafayette - Wide Receivers

ASSISTANT COACH



**ANDY
RONDEAU**

DEFENSIVE COORDINATOR

LINEBACKERS

THE RONDEAU FILE:

Hometown: Holliston, Mass.
High School: Holliston High School
College: Syracuse '91
Family: Wife - Tiffany; Son - Ryan (7); Daughters - Alison
(6), Kiley (5)

COACHING HISTORY:

2007 - present - Old Dominion - Defensive Coordinator /
Linebackers
2006 - Maine - Defensive Backs / Special Teams Coordinator
2004 - 2005 - Buffalo - Asst. Defensive Coordinator / Safeties
2003 - Tennessee Martin - Defensive Coordinator / Linebackers
1997 - 2002 - North Dakota State - Defensive Backs
1994 - 1996 - Pittsburgh - Graduate Assistant / Defensive Backs
1991 - 1993 - Northeastern University - Assistant Defensive
Backs
1990 - Syracuse - Student Manager

ASSISTANT COACH



**BRIAN
SCOTT**

OFFENSIVE COORDINATOR

OFFENSIVE LINE


THE SCOTT FILE:

Hometown: Waterville, Maine
High School: Waterville
College: Maine '00

COACHING HISTORY:

2007 - present - Old Dominion - Offensive Coordinator /
Offensive Line
2004 - 2006 - Maine - Recruiting Coordinator / Offensive
Line / Running Backs / Tight End
2003 - Tennessee - Martin - Wide Receivers / Tight Ends
/ Special Teams
2002 - UMass - Lowell - Quarterbacks
2000-2001 - Cony H.S. - Offensive Coordinator /
Quarterbacks

ASSISTANT COACH



**RON
WHITCOMB**

RECRUITING COORDINATOR

THE WHITCOMB FILE:

Hometown: Rochester, N.Y.
High School: East Rochester High School
College: Maine '06, Old Dominion '09

COACHING HISTORY:

2007 - present - Old Dominion - Quarterbacks

ASSISTANT COACH



**MICHAEL
ZYSKOWSKI**

**RUNNING BACKS
SPECIAL TEAMS**

THE ZYSKOWSKI FILE:

Birthdate: August 12, 1980
Hometown: Grand Rapids, Mich.
High School: Union High School
College: Maine '06
Family: Daughter - Marley (5), Son - Brandon (newborn)


COACHING HISTORY:

2008 - Present - Old Dominion University - Running Backs & Special Teams Coordinator
2007 - Maine - Running Backs and Co-Special Team's Coordinator
2005 - 2006 - Maine - Assistant Coach - Running Backs
2004 - Maine - Student Assistant - Running Backs



**RYAN
MARTIN**

**ASSOCIATE HEAD STRENGTH
& CONDITIONING COACH**



**JOE
MAKOVEC**

**ASSISTANT STRENGTH AND
CONDITIONING COACH**




**TOMMY
RAPIER**

**EQUIPMENT
MANAGER**



**DANIEL
CORNIER**

**ASSISTANT
EQUIPMENT MANAGER**



**CHRIS
CROUCH**

**DIRECTOR OF
FOOTBALL OPERATIONS**



**KYLE
NORO**

**ADMINISTRATIVE ASSISTANT
FOR FOOTBALL**

By-Quarter Stats

3rd-Down Conversions

Date	Opponent	Score	Overall	1st Qtr	2nd Qtr	3rd Qtr	4th Qtr	OT
Sept. 5	Campbell	W, 41-14	5-16 (31.2%)	1-4 (25.0%)	2-4 (50.0%)	1-6 (16.7%)	1-2 (50.0%)	--
Sept. 10	at Georgia St.	W, 40-17	5-16 (31.2%)	2-4 (50.0%)	0-3 (0.0%)	1-4 (25.0%)	2-5 (40.0%)	--
Sept. 17	Hampton	W, 45-42	7-16 (43.8%)	2-5 (40.0%)	2-3 (66.7%)	1-3 (33.3%)	2-5 (40.0%)	-
Sept. 24	at Delaware *							
Oct. 1	UMass *							
Oct. 8	at Rhode Island *							
Oct. 15	Towson *							
Oct. 22	at Villanova *							
Oct. 29	James Madison *							
Nov. 5	Richmond *							
Nov. 12	at William & Mary *							
Old Dominion			17-48 (35.4%)	5-13 (38.5%)	4-10 (40.0%)	3-13 (23.1%)	5-12 (41.7%)	--
Opponents			18-55 (32.7%)	3-11 (27.3%)	6-17 (35.3%)	5-15 (33.3%)	4-12 (33.3%)	--

4th-Down Conversions

Date	Opponent	Score	Overall	1st Qtr	2nd Qtr	3rd Qtr	4th Qtr	OT
Sept. 5	Campbell	W, 41-14	2-5 (40.0%)	2-3 (66.7%)	0-1 (0.0%)	0-0 (0.0%)	0-1 (0.0%)	--
Sept. 10	at Georgia St.	W, 40-17	0-0 (0.0%)	0-0 (0.0%)	0-0 (0.0%)	0-0 (0.0%)	0-0 (0.0%)	--
Sept. 17	Hampton	W, 45-42	1-2 (50.0%)	0-1 (0.0%)	0-0 (0.0%)	0-0 (0.0%)	1-1 (100%)	--
Sept. 24	at Delaware *							
Oct. 1	UMass *							
Oct. 8	at Rhode Island *							
Oct. 15	Towson *							
Oct. 22	at Villanova *							
Oct. 29	James Madison *							
Nov. 5	Richmond *							
Nov. 12	at William & Mary *							
Old Dominion			3-7 (42.9%)	2-4 (50.0%)	0-1 (0.0%)	0-0 (0.0%)	1-2 (50.0%)	--
Opponents			3-9 (33.3%)	0-1 (0.0%)	2-4 (50.0%)	0-0 (0.0%)	1-4 (25.0%)	--

Time of Possession

Date	Opponent	Score	Overall	1st Qtr	2nd Qtr	3rd Qtr	4th Qtr	OT
Sept. 5	Campbell	W, 41-14	27:12	7:12	6:00	8:51	5:09	--
Sept. 10	at Georgia St.	W, 40-17	31:22	8:59	7:09	6:11	9:03	--
Sept. 17	Hampton	W, 45-42	28:48	6:41	7:45	6:09	8:13	--
Sept. 24	at Delaware *							
Oct. 1	UMass *							
Oct. 8	at Rhode Island *							
Oct. 15	Towson *							
Oct. 22	at Villanova *							
Oct. 29	James Madison *							
Nov. 5	Richmond *							
Nov. 12	at William & Mary *							
Old Dominion Total			87:22	22:52	20:54	21:11	22:25	--
Avg.			29:07	7:37	6:58	7:03	7:28	--
Opponents Total			92:38	22:08	24:06	23:49	22:35	--
Avg.			30:52	7:22	8:02	7:56	7:31	--

Red Zone Stats

Old Dominion Inside Opponent Red Zone

Date	Opponent	Score	Times	Times	Total	Rush		Pass	FGs		Failed To Score Inside RZ			Half	Game
			InRZ	Scored	PTs	TDs	TDs	TDs	Made	FGA	Down	INT	Fumb		
Sept. 5	Campbell	W, 41-14	6	4	24	3	2	1	1	0	1	0	1	0	0
Sept. 10	at Georgia State	W, 40-17	6	4	27	4	3	1	0	0	0	0	1	1	0
Sept. 17	Hampton	W, 45-42	4	4	28	4	4	0	0	0	0	0	0	0	0
Sept. 24	at Delaware *														
Oct. 1	UMass *														
Oct. 8	at Rhode Island *														
Oct. 15	Towson *														
Oct. 22	at Villanova *														
Oct. 29	James Madison *														
Nov. 5	Richmond *														
Nov. 12	at William & Mary *														
Totals			16	12	79	11	9	2	1	0	1	0	2	1	0
12 of 16 (75.0%)															

Opponents Inside Opponent Red Zone

Date	Opponent	Score	Times	Times	Total	Rush		Pass	FGs		Failed To Score Inside RZ			Half	Game
			InRZ	Scored	PTs	TDs	TDs	TDs	Made	FGA	Down	INT	Fumb		
Sept. 5	Campbell	W, 41-14	3	2	14	2	0	2	0	0	1	0	0	0	0
Sept. 10	at Georgia State	W, 40-17	4	3	17	2	2	0	1	0	0	1	0	0	0
Sept. 17	Hampton	W, 45-42	6	6	25	4	3	1	2	0	0	0	0	0	0
Sept. 24	at Delaware *														
Oct. 1	UMass *														
Oct. 8	at Rhode Island *														
Oct. 15	Towson *														
Oct. 22	at Villanova *														
Oct. 29	James Madison *														
Nov. 5	Richmond *														
Nov. 12	at William & Mary *														
Totals			13	11	66	8	5	3	3	0	1	1	0	0	0
11 of 13 (84.6%)															

STARTING LINE-UPS

OFFENSE

Date	Opponent	TE	LT	LG	C	RG	RT	QB	RB	WR	WR	WR
Sept. 5	Campbell	Blanco	Jensen	Born	Hensley	Carr	Lowney	DeMarco	Harper	Evans	Vaughan	Gill
Sept. 10	at Georgia St.	Blanco	Jensen	Born	Hensley	Duncan	Lowney	DeMarco	Harper	Evans	Vaughan	Gill
Sept. 17	Hampton	Blanco	Jensen	Born	Hensley	Duncan	Lowney	DeMarco	Harper	Evans	Vaughan	Lovitt
Sept. 24	at Delaware *											
Oct. 1	UMass *											
Oct. 8	at Rhode Island *											
Oct. 15	Towson *											
Oct. 22	at Villanova *											
Oct. 29	James Madison *											
Nov. 5	Richmond *											
Nov. 12	at William & Mary *											

DEFENSE

Date	Opponent	END	NOSE	TACKLE	STUD	ROVER	MIKE	BACKER	CB	CB	SS	FS
Sept. 5	Campbell	McClam	Burnette	Cameron	King	Wilkins	Williams	Arain	Cowart	Lewis	Simmons	Powell
Sept. 10	at Georgia St.	McClam	Burnette	Cameron	King	Wilkins	Williams	Arain	Cowart	Lewis	Simmons	Powell
Sept. 17	Hampton	McClam	Burnette	Cameron	King	Wilkins	Williams	Arain	M. Wilkins	Lewis	Simmons	Powell
Sept. 24	at Delaware *											
Oct. 1	UMass *											
Oct. 8	at Rhode Island *											
Oct. 15	Towson *											
Oct. 22	at Villanova *											
Oct. 29	James Madison *											
Nov. 5	Richmond *											
Nov. 12	at William & Mary *											

PASSING GAME-BY-GAME

#17 Thomas DeMarco	Comp	Att	Int	Pct	Yards	TD	Long	Sacked	Effic
CAMPBELL	29	38	1	76.3	310	2	43	2-11	156.95
Georgia State	13	21	0	61.9	126	1	23	1-8	128.02
Hampton	20	29	1	69.0	172	0	23	2-12	111.89
TOTALS	62	88	2	70.5	608	3	43	5-31	135.20

#11 Nate Ong	Comp	Att	Int	Pct	Yards	TD	Long	Sacked	Effic
CAMPBELL	3	5	1	60.0	55	0	32	0-0	112.40
TOTALS	3	5	1	60.0	55	0	32	0-0	112.40

RUSHING GAME-BY-GAME

RUSHING	No-Yds/TD	CAMPBE	GSU	HAM
Colby Goodwyn RB	47-263/2	DNP	24-184/1	23-79/1
Angus Harper RB	41-206/3	10-28/1	16-67/0	15-111/2
Lorenzo Smith RB	20-94/0	15-74/0	5-20/0	DNP
Thomas DeMarco QB	29-53/5	9-13/1	9-11/2	11-29/2
Antonio Vaughan WR	1-30/1	1-30/1	-	-

RECEIVING GAME-BY-GAME

RECEIVING	No-Yds/TD	CAMPBE	GSU	HAM
Antonio Vaughan WR	15-173/1	6-97/1	4-27/0	5-49/0
Reid Evans WR	11-97/1	3-27/0	2-13/1	6-57/0
Angus Harper RB	11-85/0	7-58/0	1-5/0	3-22/0
Larry Pinkard WR	7-77/0	3-16/0	2-34/0	2-27/0
Prentice Gill WR	6-66/0	3-38/0	2-21/0	1-7/0
Kai Blanco TE	6-62/1	4-52/1	1-6/0	1-4/0
Blair Roberts WR	3-55/0	3-55/0	-	-
Nick Mayers WR	1-20/0	DNP	1-20/0	-
Marquel Thomas WR	1-11/0	1-11/0	-	-
Jakwail Bailey WR	1-10/0	1-10/0	-	-
Colby Goodwyn RB	2-6/0	DNP	-	2-6/0
Dorian Jackson WR	1-1/0	1-1/0	-	DNP

ALL-PURPOSE YARDS GAME-BY-GAME

ALL-PURPOSE YARDS	Total	CAMPBE	GSU	HAM
Colby Goodwyn	408	DNP	222	186
Angus Harper	291	86	72	133
Antonio Vaughan	280	191	30	59
Reid Evans	142	56	28	58
Lorenzo Smith	94	74	20	DNP
Blair Roberts	91	55	36	-
Larry Pinkard	82	16	34	32
Prentice Gill	66	38	21	7
Kai Blanco	58	52	2	4
Thomas DeMarco	53	13	11	29
Aaron Evans	47	-	47	-
James Faircloth	33	-	-	33
Devon Simmons	33	-	33	-
Nick Mayers	20	DNP	20	-
Carvin Powell	14	-	14	-
Paul Morant	12	12	-	-
Marquel Thomas	11	11	-	-
Jakwail Bailey	10	10	-	-
Dorian Jackson	1	1	-	DNP

TACKLES GAME-BY-GAME

Total Tackles	UA-A	Total	CAMPBE	GSU	HAM
Craig Wilkins LB	20-12	32	2-4	6-3	12-5
Ronnie Cameron DT	10-12	22	3-6	5-3	2-3
Chad King DE	9-11	20	3-3	2-4	4-4
Eriq Lewis CB	11-2	13	3-1	2-0	6-1
John Darr LB	7-5	12	2-1	3-4	2-0
Carvin Powell SAF	7-4	11	3-2	3-0	1-2
Paul Morant SAF	8-3	11	4-1	3-1	1-1
J.J. Williams LB	3-8	11	0-4	2-2	1-2
Alex Arain LB	5-5	10	2-2	1-1	2-2
Edmon McClam DT	5-5	10	0-3	1-0	4-2
Devon Simmons SAF	3-6	9	2-5	0-1	1-0
Keenan Terry CB	7-2	9	2-1	0-1	5-0
Chris Burnette DT	2-6	8	2-3	-	0-3
T.J. Cowart CB	4-4	8	0-2	4-2	DNP
Aaron Evans CB	3-3	6	-	1-2	2-1
Markell Wilkins CB	3-2	5	1-1	2-0	0-1
Fred Credle SAF	1-4	5	0-4	-	1-0
Alex Johnson DE	0-5	5	0-5	DNP	-
Xavier Duckett LB	3-1	4	1-0	2-1	DNP
Michael Colbert LB	1-3	4	DNP	1-1	0-2
Neal Hale SAF	2-1	3	-	2-0	0-1
Nate Barnes DT	0-3	3	0-2	0-1	DNP
B.J. McLaughlin DE	1-2	3	0-2	1-0	DNP
D. Guinn-Bailey DT	2-1	3	2-1	-	-
Patrick Young LB	1-2	3	0-1	1-1	-
Erik Saylor DT	1-1	2	-	1-0	0-1
Preston Smith DE	0-2	2	0-1	DNP	0-1
Jakwail Bailey	1-0	1	1-0	-	-
Robbie Duncan	0-1	1	-	0-1	-
James Faircloth LB	1-0	1	-	1-0	-
Rick Lovato	1-0	1	-	1-0	-
Jarod Brown	0-1	1	0-1	-	-
Reid Evans	0-1	1	-	-	0-1
Tommy Reamon	0-1	1	-	0-1	DNP
Larry Pinkard	1-0	1	-	1-0	-
Nick Mayers	1-0	1	DNP	-	1-0
Lorenzo Smith	1-0	1	1-0	-	DNP
Prentice Gill	0-1	1	-	-	0-1

TACKLES FOR LOSS GAME-BY-GAME

TACKLES FOR LOSS	UA-A	Total	CAMPBE	GSU	HAM
Ronnie Cameron DT	3-4	5.0	2.0-10	2.0-18	1.0-1
Chad King DE	2-2	3.0	1.5-11	0.5-2	1.0-3
John Darr LB	1-2	2.0	0.5-0	0.5-4	1.0-3
Edmon McClam DT	2-0	2.0	-	-	2.0-12
D. Guinn-Bailey DT	2-0	2.0	2.0-9	-	-
Eriq Lewis CB	2-0	2.0	-	-	2.0-4
Craig Wilkins LB	2-0	2.0	-	1.0-2	1.0-4
Patrick Young LB	1-1	1.5	0.5-4	1.0-1	-
Alex Arain LB	1-0	1.0	1.0-4	-	-
Fred Credle SAF	0-2	1.0	1.0-7	-	-
Erik Saylor DT	1-0	1.0	-	1.0-2	-
Alex Johnson DE	0-1	0.5	0.5-1	DNP	-
Nate Barnes DT	0-1	0.5	0.5-1	-	DNP
B.J. McLaughlin DE	0-1	0.5	0.5-4	-	DNP

SACKS GAME-BY-GAME

SACKS	UA-A	Total	CAMPBE	GSU	HAM
Ronnie Cameron DT	1-3	2.5	0.5-4	2.0-18	-
Chad King DE	2-1	2.5	1.0-7	0.5-2	1.0-3
Edmon McClam DT	2-0	2.0	-	-	2.0-12
D. Guinn-Bailey DT	1-0	1.0	1.0-5	-	-
Erik Saylor DT	1-0	1.0	-	1.0-2	-
John Darr LB	0-1	0.5	-	0.5-4	-
Alex Johnson DE	0-1	0.5	0.5-1	DNP	-
Fred Credle SAF	0-1	0.5	0.5-4	-	-
B.J. McLaughlin DE	0-1	0.5	0.5-4	-	DNP
Patrick Young LB	0-1	0.5	0.5-4	-	-
Nate Barnes DT	0-1	0.5	0.5-1	-	DNP

FUMBLES GAME-BY-GAME

FUMBLES	No-Lost	CAMPBE	GSU	HAM
Lorenzo Smith RB	1-1	1-1	-	DNP
Kai Blanco TE	1-0	-	1-0	-
Angus Harper RB	1-1	-	-	1-1
Antonio Vaughan WR	1-1	-	1-1	-
Colby Goodwyn RB	1-1	DNP	1-1	-
Thomas DeMarco QB	1-0	1-0	-	-
Paul Morant	1-0	1-0	-	-

FUMBLES FORCED	Number	CAMPBE	GSU	HAM
Edmon McClam	2	-	-	2
Keenan Terry	1	1	-	-
Eriq Lewis	1	-	-	1
John Darr	1	-	-	1

FUMBLES RECOVERED	Number	CAMPBE	GSU	HAM
Paul Morant	1	-	-	1
Ronnie Cameron	1	-	-	1
John Darr	1	1	-	-

RETURNS GAME-BY-GAME

PUNT RETURNS	No-Yds	CAMPBE	GSU	HAM
Reid Evans	8-45	5-29	2-15	1-1
James Faircloth	1-33	-	-	1-33
Antonio Vaughan	3-19	1-16	2-3	-
Alex Arain	1-0	-	1-0	-

KICK RETURNS	No-Yds	CAMPBE	GSU	HAM
Colby Goodwyn	6-139	DNP	1-38	5-101
Antonio Vaughan	4-58	3-48	-	1-10
Aaron Evans	2-47	-	2-47	-
Kai Blanco	1-4	-	1-4	-

INT. RETURNS	No-Yds	CAMPBE	GSU	HAM
Devon Simmons	1-33	-	1-33	-
Paul Morant	1-12	1-12	-	-
Carvin Powell	1-14	-	1-14	-
Eriq Lewis	1-0	-	1-0	-

Old Dominion (3 - 0 - 0)

Thru: 09/17/2011 - Week 3

TEAM RANKINGS

121 teams ranked in Football Championship Subdivision
11 teams ranked in the Colonial Conference

2011 SCHEDULE AND RESULTS

3-0 W-8

Colonial Conference Record: 0-0

Sat 09/03/2011	CAMPBELL *	41 - 14	W
Sat 09/10/2011	@ Georgia St.	40 - 17	W
Sat 09/17/2011	HAMPTON *	45 - 42	W
Sat 09/24/2011	@ Delaware		
Sat 10/01/2011	MASSACHUSETTS *		
Sat 10/08/2011	@ Rhode Island		
Sat 10/15/2011	TOWSON		
Sat 10/22/2011	@ Villanova		
Sat 10/29/2011	JAMES MADISON		
Sat 11/05/2011	RICHMOND		
Sat 11/12/2011	@ William & Mary		

HOME GAME IN CAPS * Night Game ^ Neutral Site
OT Overtime Game

Category	National Rank	Actual	National Leader	Actual	Conf Rank	Colonial Conference Leader	Actual
Rushing Offense	19	214.00	Portland St.	348.00	2	Towson	243.50
Passing Offense	54	221.00	Idaho St.	468.33	4	New Hampshire	255.00
Total Offense	17	435.00	Morehead St.	575.67	2	Towson	475.00
Scoring Offense	6	42.00	North Dakota St.	49.00	1	Old Dominion	42.00
Rushing Defense	19	90.67	Ga. Southern	39.50	2	Massachusetts	65.50
Pass Efficiency Defense	12	98.57	Bethune-Cookman	68.28	2	Maine	95.29
Total Defense	28	306.33	Texas Southern	150.50	4	Towson	260.00
Scoring Defense	51	24.33	North Dakota St.	4.50	7	Towson	6.50
Net Punting	12	38.94	Sam Houston St.	44.13	1	Old Dominion	38.94
Punt Returns	38	10.62	McNeese St.	35.00	7	New Hampshire	27.00
Kickoff Returns	94	18.46	Ga. Southern	39.57	8	Towson	33.40
Turnover Margin	T-53	.00	UNI	3.50	5	Delaware	1.67
Pass Defense	66	215.67	Texas Southern	51.00	6	Towson	145.50
Passing Efficiency	48	133.98	Wofford	196.35	6	Towson	184.17
Sacks	5	4.00	Ga. Southern	5.50	1	Old Dominion	4.00
Tackles For Loss	T-22	8.00	Cornell	12.00	1	Old Dominion	8.00
Sacks Allowed	52	1.67	Dartmouth	.00	6	William & Mary	.67

T=tied at this ranking

PLAYER RANKINGS

Player must have played in 75% of team's games
Summary of the top 100 national leaders and top 25 conference leaders
15 categories ranked

Category	Player	National Rank	Actual	National Leader	Actual	Conf Rank	Colonial Conference Leader	Actual
Rushing	Angus Harper	56	68.67	Harbridge (St. Francis (PA))	180.33	7	Hernandez (Massachusetts)	159.00
Passing Efficiency (Min. 15 Att./Game)	Thomas DeMarco	48	135.20	Kindle (N.C. A&T)	197.51	8	Donnelly (Delaware)	170.66
Total Offense	Thomas DeMarco	51	220.33	Yost (Idaho St.)	405.67	5	Decker (New Hampshire)	282.50
	Angus Harper		68.67			16		
Receptions Per Game	Antonio Vaughan	T-63	5.00	Mellette (Elon)	12.00	T-5	Orlando (New Hampshire)	8.00
	Angus Harper		3.67			T-10		
	Reid Evans		3.67			T-10		
Receiving Yards Per Game	Antonio Vaughan		57.67	Rumble (Idaho St.)	173.33	6	Baskerville (Rhode Island)	111.00
	Reid Evans		32.33			T-20		
Interceptions	Devon Simmons	T-77	.33	Wirkus (Dayton)	1.33	T-11	Nelms (Massachusetts)	1.00
	Paul Morant	T-77	.33			T-11		
	Eriq Lewis	T-77	.33			T-11		
	Carvin Powell	T-77	.33			T-11		
Punting (Min. 3.6 Punts/Game)	Jonathan Plisco	3	46.40	Martin (Appalachian St.)	47.43	2	MacArthur (New Hampshire)	46.75
Punt Returns (Min. 1.2 Ret./Game)	Reid Evans	42	5.62	Swope (Ga. Southern)	26.33	2	Coston (Maine)	15.00
Kickoff Returns (Min. 1.2 Ret./Game)	Antonio Vaughan		14.50	Scott (Ga. Southern)	52.00	15	Joseph (Towson)	33.40
Field Goals	Jarod Brown	T-8	1.67	Schmidt (Dartmouth)	3.00	1	Brown (Old Dominion)	1.67
Scoring	Thomas DeMarco	T-18	10.00	McCaffrey (Portland St.)	21.00	T-2	Pierce (Delaware)	12.00
	Jarod Brown	T-18	10.00			T-2		
	Angus Harper	T-86	6.00			T-9		
	Antonio Vaughan		4.00			T-24		
All-Purpose Runners	Angus Harper		97.00	Smith (Yale)	272.00	11	Hernandez (Massachusetts)	189.50
	Antonio Vaughan		93.33			12		
Sacks	Chad King	T-47	.83	Scioneaux (Wofford)	2.00	T-4	Johnson (Rhode Island)	1.50
	Ronnie Cameron	T-47	.83			T-4		
	Edmon McClam	T-66	.67			T-7		
	Dominique Guinn-Bailey		.33			T-22		
	Erik Saylor		.33			T-22		
Tackles	Craig Wilkins	T-24	10.67	Evans (New Hampshire)	19.00	5	Evans (New Hampshire)	19.00
	Ronnie Cameron		7.33			T-19		
	Chad King		6.67			T-25		
Tackles For Loss	Ronnie Cameron	T-35	1.67	Johnson (Rhode Island)	4.00	2	Johnson (Rhode Island)	4.00
	Chad King		1.00			T-8		
	Craig Wilkins		.67			T-21		

	Eriq Lewis		.67			T-21	
	John Darr		.67			T-21	
	Dominique Guinn-Bailey		.67			T-21	
	Edmon McClam		.67			T-21	

T=tied at this ranking



Old Dominion Overall Team Statistics (as of Sep 17, 2011)
All games

Team Statistics	ODU	OPP
SCORING	126	73
Points Per Game	42.0	24.3
FIRST DOWNS	66	56
Rushing	26	19
Passing	33	30
Penalty	7	7
RUSHING YARDAGE	642	272
Yards gained rushing	691	386
Yards lost rushing	49	114
Rushing Attempts	139	117
Average Per Rush	4.6	2.3
Average Per Game	214.0	90.7
TDs Rushing	11	5
PASSING YARDAGE	663	647
Comp-Att-Int	65-93-3	62-120-4
Average Per Pass	7.1	5.4
Average Per Catch	10.2	10.4
Average Per Game	221.0	215.7
TDs Passing	3	3
TOTAL OFFENSE	1305	919
Total Plays	232	237
Average Per Play	5.6	3.9
Average Per Game	435.0	306.3
KICK RETURNS: #-Yards	13-240	23-536
PUNT RETURNS: #-Yards	13-138	9-96
INT RETURNS: #-Yards	4-59	3-19
KICK RETURN AVERAGE	18.5	23.3
PUNT RETURN AVERAGE	10.6	10.7
INT RETURN AVERAGE	14.8	6.3
FUMBLES-LOST	7-4	8-3
PENALTIES-Yards	21-216	23-189
Average Per Game	72.0	63.0
PUNTS-Yards	18-817	22-898
Average Per Punt	45.4	40.8
Net punt average	38.9	34.5
TIME OF POSSESSION/Game	29:07	30:53
3RD-DOWN Conversions	17/48	18/55
3rd-Down Pct	35%	33%
4TH-DOWN Conversions	3/7	3/9
4th-Down Pct	43%	33%
SACKS BY-Yards	12-71	5-31
MISC YARDS	0	0
TOUCHDOWNS SCORED	16	9
FIELD GOALS-ATTEMPTS	5-5	3-3
ON-SIDE KICKS	0-0	0-0
RED-ZONE SCORES	(12-16) 75%	(11-13) 85%
RED-ZONE TOUCHDOWNS	(11-16) 69%	(8-13) 62%
PAT-ATTEMPTS	(15-16) 94%	(8-8) 100%
ATTENDANCE	39636	11701
Games/Avg Per Game	2/19818	1/11701
Neutral Site Games		0/0

Score by Quarters	1st	2nd	3rd	4th	oT	Total
Old Dominion	27	45	26	28	0	126
Opponents	17	21	20	15	0	73

Old Dominion Overall Individual Statistics (as of Sep 17, 2011) All games

Rushing	gp	att	gain	loss	net	avg	td	lg	avg/g
Colby Goodwyn	2	47	268	5	263	5.6	2	53	131.5
Angus Harper	3	41	212	6	206	5.0	3	39	68.7
Lorenzo Smith	2	20	94	0	94	4.7	0	12	47.0
Thomas DeMarco	3	29	87	34	53	1.8	5	16	17.7
Antonio Vaughan	3	1	30	0	30	30.0	1	30	10.0
TEAM	2	1	0	4	-4	-4.0	0	0	-2.0
Total	3	139	691	49	642	4.6	11	53	214.0
Opponents	3	117	386	114	272	2.3	5	15	90.7

Passing	gp	effic	comp-att-int	pct	yds	td	lg	avg/g
Thomas DeMarco	3	135.20	62-88-2	70.5	608	3	43	202.7
Nate Ong	1	112.40	3-5-1	60.0	55	0	32	55.0
Total	3	133.97	65-93-3	69.9	663	3	43	221.0
Opponents	3	98.54	62-120-4	51.7	647	3	46	215.7

Receiving	gp	no.	yds	avg	td	lg	avg/g
Antonio Vaughan	3	15	173	11.5	1	43	57.7
Reid Evans	3	11	97	8.8	1	23	32.3
Angus Harper	3	11	85	7.7	0	21	28.3
Larry Pinkard	3	7	77	11.0	0	23	25.7
Prentice Gill	3	6	66	11.0	0	35	22.0
Kai Blanco	3	6	62	10.3	1	26	20.7
Blair Roberts	3	3	55	18.3	0	32	18.3
Colby Goodwyn	2	2	6	3.0	0	8	3.0
Nick Mayers	2	1	20	20.0	0	20	10.0
Marquel Thomas	3	1	11	11.0	0	11	3.7
Jakwail Bailey	3	1	10	10.0	0	10	3.3
Dorian Jackson	2	1	1	1.0	0	1	0.5
Total	3	65	663	10.2	3	43	221.0
Opponents	3	62	647	10.4	3	46	215.7

Punt Returns	no.	yds	avg	td	lg
Reid Evans	8	45	5.6	0	22
Antonio Vaughan	3	19	6.3	0	16
Alex Arain	1	0	0.0	0	0
James Faircloth	1	33	33.0	0	0
Blair Roberts	0	36	0.0	1	36
Larry Pinkard	0	5	0.0	1	5
Total	13	138	10.6	2	36
Opponents	9	96	10.7	0	30

Interceptions	no.	yds	avg	td	lg
Carvin Powell	1	14	14.0	0	14
Devon Simmons	1	33	33.0	0	33
Eriq Lewis	1	0	0.0	0	0
Paul Morant	1	12	12.0	0	12
Total	4	59	14.8	0	33
Opponents	3	19	6.3	0	19

Kick Returns	no.	yds	avg	td	lg
Colby Goodwyn	6	139	23.2	0	38
Antonio Vaughan	4	58	14.5	0	21
Aaron Evans	2	47	23.5	0	28
Kai Blanco	1	-4	-4.0	0	0
Total	13	240	18.5	0	38
Opponents	23	536	23.3	0	43

Fumble Returns	no.	yds	avg	td	lg
Total	0	0	0.0	0	0
Opponents	2	135	67.5	1	93

Old Dominion Overall Individual Statistics (as of Sep 17, 2011)
All games

Scoring	td	fg	PAT				dpx	saf	pts
			kick	rush	rcv	pass			
Jarod Brown	-	5-5	15-16	-	-	-	-	-	30
Thomas DeMarco	5	-	-	-	-	-	-	-	30
Angus Harper	3	-	-	-	-	-	-	-	18
Antonio Vaughan	2	-	-	-	-	-	-	-	12
Colby Goodwyn	2	-	-	-	-	-	-	-	12
Reid Evans	1	-	-	-	-	-	-	-	6
Blair Roberts	1	-	-	-	-	-	-	-	6
Kai Blanco	1	-	-	-	-	-	-	-	6
Larry Pinkard	1	-	-	-	-	-	-	-	6
Total	16	5-5	15-16	-	-	-	-	-	126
Opponents	9	3-3	8-8	-	1	1-1	-	-	73

Total Offense	g	plays	rush	pass	total	avg/g
Thomas DeMarco	3	117	53	608	661	220.3
Colby Goodwyn	2	47	263	0	263	131.5
Angus Harper	3	41	206	0	206	68.7
Lorenzo Smith	2	20	94	0	94	47.0
Nate Ong	1	5	0	55	55	55.0
Antonio Vaughan	3	1	30	0	30	10.0
TEAM	2	1	-4	0	-4	-2.0
Total	3	232	642	663	1305	435.0
Opponents	3	237	272	647	919	306.3

Field Goals	fg	pct.	01-19	20-29	30-39	40-49	50-99	lg	blk
Jarod Brown	5-5	100.0	0-0	0-0	1-1	3-3	1-1	51	0

FG Sequence	Old Dominion	Opponents
CAMPBELL	(32),(45)	-
Georgia State	(51),(45)	(26)
Hampton	(42)	(32),(37)

Numbers in (parentheses) indicate field goal was made.

Punting	no.	yds	avg	lg	tb	fc	i20	50+	blk
Jonathan Plisco	15	696	46.4	61	0	0	3	9	0
Thomas DeMarco	3	121	40.3	54	1	0	2	1	0
Total	18	817	45.4	61	1	0	5	10	0
Opponents	22	898	40.8	49	0	6	7	0	3

Kickoffs	no.	yds	avg	tb	ob	retn	net	ydln
Jarod Brown	24	1490	62.1	0	0			
Total	24	1490	62.1	0	0	23.3	39.8	30
Opponents	15	777	51.8	1	1	18.5	34.5	35

Old Dominion Overall Individual Statistics (as of Sep 17, 2011)
All games

<u>All Purpose</u>	<u>g</u>	<u>rush</u>	<u>rcv</u>	<u>pr</u>	<u>kr</u>	<u>ir</u>	<u>total</u>	<u>avg/g</u>
Colby Goodwyn	2	263	6	0	139	0	408	204.0
Angus Harper	3	206	85	0	0	0	291	97.0
Antonio Vaughn	3	30	173	19	58	0	280	93.3
Reid Evans	3	0	97	45	0	0	142	47.3
Lorenzo Smith	2	94	0	0	0	0	94	47.0
Blair Roberts	3	0	55	36	0	0	91	30.3
Larry Pinkard	3	0	77	5	0	0	82	27.3
Prentice Gill	3	0	66	0	0	0	66	22.0
Kai Blanco	3	0	62	0	-4	0	58	19.3
Thomas DeMarc	3	53	0	0	0	0	53	17.7
Aaron Evans	3	0	0	0	47	0	47	15.7
Devon Simmons	3	0	0	0	0	33	33	11.0
James Faircloth	3	0	0	33	0	0	33	11.0
Nick Mayers	2	0	20	0	0	0	20	10.0
Carvin Powell	3	0	0	0	0	14	14	4.7
Paul Morant	3	0	0	0	0	12	12	4.0
Marquel Thomas	3	0	11	0	0	0	11	3.7
Jakwail Bailey	3	0	10	0	0	0	10	3.3
Dorian Jackson	2	0	1	0	0	0	1	0.5
TEAM	2	-4	0	0	0	0	-4	-2.0
Total	3	642	663	138	240	59	1742	580.7
Opponents	3	272	647	96	536	19	1570	523.3

Old Dominion Overall Defensive Statistics (as of Sep 17, 2011)
All games

#	Defensive Leaders	gp	Tackles			tfl/yds	Sacks	Pass defense			Fumbles	blkd		
			ua	a	tot		no-yds	int-yds	brup	qbh	rcv-yds	ff	kick	saf
12	Craig Wilkins	3	20	12	32	2.0-6	.	.	2	1
96	Ronnie Cameron	3	10	12	22	5.0-29	2.5-22	.	.	7	1-0	.	.	.
93	Chad King	3	9	11	20	3.0-16	2.5-12	.	1	1
26	Eriq Lewis	3	11	2	13	2.0-4	.	1-0	3	.	.	1	.	.
46	John Darr	3	7	5	12	2.0-7	0.5-4	.	.	.	1-0	1	.	.
27	Carvin Powell	3	7	4	11	.	.	1-14
34	J.J. Williams	3	3	8	11	1
20	Paul Morant	3	8	3	11	.	.	1-12	2	.	1-0	.	1	.
97	Edmon McClam	3	5	5	10	2.0-12	2.0-12	.	.	2	.	2	.	.
6	Alex Arain	3	5	5	10	1.0-4	.	.	1	.	.	.	1	.
10	Devon Simmons	3	3	6	9	.	.	1-33
42	Keenan Terry	3	7	2	9	1	.	.
90	Chris Burnette	3	2	6	8	3
22	T.J. Cowart	2	4	4	8
15	Aaron Evans	3	3	3	6
16	Fred Credle	3	1	4	5	1.0-7	0.5-4
98	Alex Johnson	2	.	5	5	0.5-1	0.5-1
28	Markell Wilkins	3	3	2	5	1
52	Xavier Duckett	2	3	1	4
51	Michael Colbert	2	1	3	4
30	Neal Hale	3	2	1	3
29	Patrick Young	3	1	2	3	1.5-5	0.5-4	.	1	2
40	B.J. McLaughlin	2	1	2	3	0.5-4	0.5-4
54	D. Guinn-Bailey	3	2	1	3	2.0-9	1.0-5
95	Nate Barnes	2	.	3	3	0.5-1	0.5-1	.	.	1
48	Preston Smith	2	.	2	2
55	Erik Saylor	3	1	1	2	1.0-2	1.0-2	.	.	1
7	Nick Mayers	2	1	.	1
2	Tommy Reamon	2	.	1	1
57	Robbie Duncan	3	.	1	1
56	James Faircloth	3	1	.	1	1	.
9	Larry Pinkard	3	1	.	1
81	Jakwail Bailey	3	1	.	1
1	Prentice Gill	3	.	1	1
24	Lorenzo Smith	2	1	.	1
50	Rick Lovato	3	1	.	1
39	Jarod Brown	3	.	1	1
4	Reid Evans	3	.	1	1
44	Darryl Brown	1	1
Total		3	125	120	245	24-107	12-71	4-59	11	20	3-0	5	3	.
Opponents		3	129	152	281	17-54	5-31	3-19	6	4	4-135	3	.	.

Old Dominion Combined Team Statistics (as of Sep 17, 2011)

All games

Date	Opponent	Score	Att.	Record:	Overall	Home	Away	Neutral
Sep 03, 2011	CAMPBELL	W 41-14	19818	All games	3-0	2-0	1-0	0-0
Sep 10, 2011	at Georgia State	W 40-17	11701	Conference	0-0	0-0	0-0	0-0
Sep 17, 2011	HAMPTON	W 45-42	19818	Non-Conference	3-0	2-0	1-0	0-0

Rushing										Team Statistics		ODU		OPP	
gp	att	gain	loss	net	avg	td	lg	avg/g		FIRST DOWNS					
Colby Goodwyn	2	47	268	5	263	5.6	2	53	131.5	Rushing	66		56		
Angus Harper	3	41	212	6	206	5.0	3	39	68.7	Passing	26		19		
Lorenzo Smith	2	20	94	0	94	4.7	0	12	47.0	Penalty	33		30		
Thomas DeMarco	3	29	87	34	53	1.8	5	16	17.7	RUSHING YARDAGE	642		272		
Antonio Vaughan	3	1	30	0	30	30.0	1	30	10.0	Rushing Attempts	139		117		
TEAM	2	1	0	4	-4	-4.0	0	0	-2.0	Average Per Rush	4.6		2.3		
Total	3	139	691	49	642	4.6	11	53	214.0	Average Per Game	214.0		90.7		
Opponents	3	117	386	114	272	2.3	5	15	90.7	TDs Rushing	11		5		

Passing										PASSES		OPP	
gp	effic	comp-att-int	pct	yds	td	lg	avg/g			Comp-Att-Int			
Thomas DeMarco	3	135.20	62-88-2	70.5	608	3	43	202.7		65-93-3		62-120-4	
Nate Ong	1	112.40	3-5-1	60.0	55	0	32	55.0		Average Per Pass	7.1		5.4
Total	3	133.97	65-93-3	69.9	663	3	43	221.0		Average Per Catch	10.2		10.4
Opponents	3	98.54	62-120-4	51.7	647	3	46	215.7		Average Per Game	221.0		215.7

Receiving										TOTAL OFFENSE		OPP	
gp	no.	yds	avg	td	lg	avg/g				Average Per Play			
Antonio Vaughan	3	15	173	11.5	1	43	57.7			5.6		3.9	
Reid Evans	3	11	97	8.8	1	23	32.3			Average Per Game	435.0		306.3
Angus Harper	3	11	85	7.7	0	21	28.3			KICK RETURNS: #-Yards	13-240		23-536
Larry Pinkard	3	7	77	11.0	0	23	25.7			PUNT RETURNS: #-Yards	13-138		9-96
Prentice Gill	3	6	66	11.0	0	35	22.0			INT RETURNS: #-Yards	4-59		3-19
Kai Blanco	3	6	62	10.3	1	26	20.7			FUMBLES-LOST	7-4		8-3
Blair Roberts	3	3	55	18.3	0	32	18.3			PENALTIES-Yards	21-216		23-189
Colby Goodwyn	2	2	6	3.0	0	8	3.0			PUNTS-AVG	18-45.4		22-40.8
Nick Mayers	2	1	20	20.0	0	20	10.0			TIME OF POSSESSION/Game	29:07		30:53
Marquel Thomas	3	1	11	11.0	0	11	3.7			3RD-DOWN Conversions	17/48		18/55
Jakwail Bailey	3	1	10	10.0	0	10	3.3			4TH-DOWN Conversions	3/7		3/9
Dorian Jackson	2	1	1	1.0	0	1	0.5						
Total	3	65	663	10.2	3	43	221.0						
Opponents	3	62	647	10.4	3	46	215.7						

Field Goals									
fg	pct.	01-19	20-29	30-39	40-49	50-99	lg	blk	
Jarod Brown	5-5	100.0	0-0	0-0	1-1	3-3	1-1	51	0

Scoring										
td	fg	PAT			dxp	saf	pts			
		kick	rush	rcv	pass					
Jarod Brown	-	5-5	15-16	-	-	-	-	-	-	30
Thomas DeMarco	5	-	-	-	-	-	-	-	-	30
Angus Harper	3	-	-	-	-	-	-	-	-	18
Colby Goodwyn	2	-	-	-	-	-	-	-	-	12
Antonio Vaughan	2	-	-	-	-	-	-	-	-	12
Reid Evans	1	-	-	-	-	-	-	-	-	6
Kai Blanco	1	-	-	-	-	-	-	-	-	6
Blair Roberts	1	-	-	-	-	-	-	-	-	6
Larry Pinkard	1	-	-	-	-	-	-	-	-	6
Total	16	5-5	15-16	-	-	-	-	-	-	126
Opponents	9	3-3	8-8	-	1	1-1	-	-	-	73

Score by Quarters						
	1st	2nd	3rd	4th	OT	Total
Old Dominion	27	45	26	28	0	126
Opponents	17	21	20	15	0	73

Punting									
no.	yds	avg	lg	tb	fc	i20	50+	blk	
Jonathan Plisco	15	696	46.4	61	0	0	3	9	0
Thomas DeMarco	3	121	40.3	54	1	0	2	1	0

Punt Returns					
no.	yds	avg	td	lg	
Reid Evans	8	45	5.6	0	22
Antonio Vaughan	3	19	6.3	0	16
James Faircloth	1	33	33.0	0	0
Alex Arain	1	0	0.0	0	0
Blair Roberts	0	36	0.0	1	36
Larry Pinkard	0	5	0.0	1	5
Total	13	138	10.6	2	36
Opponents	9	96	10.7	0	30

Kick Returns					
no.	yds	avg	td	lg	
Colby Goodwyn	6	139	23.2	0	38
Antonio Vaughan	4	58	14.5	0	21
Aaron Evans	2	47	23.5	0	28
Kai Blanco	1	-4	-4.0	0	0
Total	13	240	18.5	0	38
Opponents	23	536	23.3	0	43

All Purpose								
g	rush	rcv	pr	kr	ir	total	avg/g	
Colby Goodwyn	2	263	6	0	139	0	408	204.0
Angus Harper	3	206	85	0	0	0	291	97.0
Antonio Vaughan	3	30	173	19	58	0	280	93.3
Reid Evans	3	0	97	45	0	0	142	47.3
Lorenzo Smith	2	94	0	0	0	0	94	47.0
Total	3	642	663	138	240	59	1742	580.7
Opponents	3	272	647	96	536	19	1570	523.3

Total Offense						
g	plays	rush	pass	total	avg/g	
Thomas DeMarco	3	117	53	608	661	220.3
Colby Goodwyn	2	47	263	0	263	131.5
Angus Harper	3	41	206	0	206	68.7
Lorenzo Smith	2	20	94	0	94	47.0
Nate Ong	1	5	0	55	55	55.0
Total	3	232	642	663	1305	435.0
Opponents	3	237	272	647	919	306.3

Tackles				Sacks				Pass defense				Fumbles				blkd			
---------	--	--	--	-------	--	--	--	--------------	--	--	--	---------	--	--	--	------	--	--	--