



LIBERTY FLAMES

2018 FOOTBALL GAME NOTES

@LibertyFootball
@LibertyFootball

Todd Wetmore, Associate AD for Athletics Communications • Cell: (434) 841-8974 • E-mail: twetmore@liberty.edu

GAME 1: LIBERTY VS. OLD DOMINION

SEPT. 1, 2018 / 6 P.M. / WILLIAMS STADIUM / LYNCHBURG, VA.



VS.



2017 Record: 6-5, 2-3 Big South
Head Coach: Turner Gill
Record at Liberty: 41-29 (7th Year)
Overall Record: 66-78 (13th Year)

2017 Record: 5-7, 3-5 C-USA
Head Coach: Bobby Wilder
Record at ODU: 72-37 (10th Year)
Overall Record: Same

THE MATCHUP (2017 STATS)

32.5	PPG	20.7
259	1st DOWNS	205
139.3 YPG	RUSH	163.9 YPG
309.9 YPG	PASS	168.4 YPG
449.2 YPG	OFFENSE	332.3 YPG
7	INT	14
46	TDs	29
14	FGs	15
28:26	TOP	28:38
448.5 YPG	DEFENSE	427.7 YPG
12	INT	8
11	SACKS	31

STORYLINES

1) Liberty's inaugural game as an FBS member will see the Flames play host to Old Dominion at newly expanded (now 25,000 capacity) Williams Stadium. The Commonwealth clash will mark the first time an FBS squad has ever played in Lynchburg.

2) Liberty and Old Dominion, two of Virginia's four FBS teams, will be squaring off for the second time. The host Monarchs edged Liberty, 21-17, in their first meeting on Oct. 5, 2013.

3) Something will have to give on Saturday, as Liberty is 4-0 all-time when opening a season at home against an in-state opponent and has won seven straight openers in Lynchburg. Meanwhile, ODU is 4-0 in season openers as an FBS member.

4) The Liberty-Old Dominion contest is one of only five season-opening matchups between FBS squads hailing from the same state this weekend.

5) QB Stephen Calvert and WR Antonio Gandy-Golden comprise one of the FBS' top returning passing/catching duos. During the Flames' 48-45 season-opening win at Baylor last season, Calvert threw for 447 yards and 3 TDs, while Gandy-Golden hauled in 13 passes for 192 yards and a pair of scores.

6) Liberty is kicking off its 30th season of competition at Williams Stadium. The Flames are 112-50 all-time at the on-campus venue, including 12-2 in season openers. The facility's attendance record (22,551) could be challenged on Saturday.



PASSING

257-438

3,363 YARDS
29 TD/6 INT

STEPHEN
CALVERT



RECEIVING

69 CATCHES

1,066 YARDS
10 TD

ANTONIO
GANDY-
GOLDEN




RUSHING

100 CARRIES

375 YARDS
2 TD

FRANKIE
HICKSON



DEFENSE

74 TACKLES

4.5 SACKS
11 TFL

JUWAN
WELLS

2018 SCHEDULE



OLD DOMINION

Sept. 1 | 6 p.m.
Williams Stadium



at Army

Sept. 8 | Noon
Michie Stadium



NORFOLK STATE

Sept. 15 | 6 p.m.
Williams Stadium



NORTH TEXAS

Sept. 22 | 6 p.m.
Williams Stadium



at New Mexico

Sept. 29 | 6 p.m.
Dreamstyle Stadium



at New Mexico State

Oct. 6 | 8 p.m.
Aggie Memorial Stadium



TROY

Oct. 13 | 2 p.m.
Williams Stadium



IDAHO STATE

Oct. 20 | 2 p.m.
Williams Stadium



at UMass

Nov. 3 | 3:30 p.m.
McGuirk Alumni Stadium



at Virginia

Nov. 10 | TBA
Scott Stadium



at No. 9/10 Auburn

Nov. 17 | TBA
Jordan-Hare Stadium



NEW MEXICO STATE

Nov. 24 | 2 p.m.
Williams Stadium

■ - Home

□ - Away

All Times Listed Are Eastern

#RISEWITHUS

<1>

RESPECT ALL, FEAR NONE

<p>27</p> <p>MONDAY No Practice (Players' Day Off)</p> <p>Flames Sports Hotline 6-7 p.m. with Turner Gill Weekly Radio Call-In Show Location: Journey FM Studio 93.3 FM - Lynchburg 100.9 FM - Lynchburg 106.3 FM - Gretna/Danville 1320 FM - Lynchburg 1240 AM - Roanoke 1350 AM - Bedford 730 AM - Gretna/Danville</p>	<p>28</p> <p>TUESDAY Coach Gill Press Conference 12:30-1 p.m. (Team Room)</p> <p>Player/Coaches Interviews 1-2:15 p.m. (Team Room)</p> <p>Team Meeting 2:45 p.m. (Closed to Media)</p> <p>Practice 4:05-6:05 p.m. (Players & Coaches available outside locker room at 6:05 p.m.)</p>	<p>29</p> <p>WEDNESDAY Team Meeting 2:45 p.m. (Closed to Media)</p> <p>Practice 4:10-6:15 p.m. (Players & Coaches available outside locker room at 6:15 p.m.)</p>	<p>30</p> <p>THURSDAY Team Meeting 2:45 p.m. (Closed to Media)</p> <p>Practice 4:35-6:15 p.m. (Coach Gill is available for interviews in the Team Room at 6:15 p.m.)</p>	<p>31</p> <p>FRIDAY Team Meeting 3:30 p.m.</p> <p>Walk Thru Practice 4:20-5:25 p.m. (Closed to Media)</p>	<p>1</p> <p>SATURDAY Gameday Liberty vs. Old Dominion Williams Stadium 6 p.m.</p> <p>Post Game Coach Gill is available following the game. Players will follow after Coach Gill.</p>	<p>2</p> <p>SUNDAY Team Meeting 3 p.m. (Closed to Media)</p>
--	--	---	--	---	---	---

LIBERTY UNIVERSITY INFORMATION

School	Liberty University
Location	Lynchburg, Va.
Founded	1971
Enrollment	15,000
President	Jerry Falwell Jr.
Director of Athletics	Ian McCaw
Founder	Dr. Jerry Falwell
Affiliation	NCAA Division I
Nickname	Flames
Mascot	Sparky
Colors	Red, White & Blue
Conference	Independent
Athletics Website	www.LibertyFlames.com
Official Athletics Twitter	@LibertyFlames
Official Athletics Facebook	LibertyFlamesAthletics
Official Athletics Instagram	@LibertyFlames
Official Football Twitter	@LibertyFootball
Official Football Instagram	@LibertyFootball

LIBERTY FOOTBALL COACHING STAFF

Turner Gill	Head Coach
Joe Dailey	Offensive Coordinator/QB
Scott Downing	Special Teams Coordinator/TE/FB
Aaron Stamm	Assistant Coach/OL
Kyle DeArmon	Assistant Coach WR
Mike Brown	Assistant Coach/RB
Robert Wimberly	Assoc. Head Coach/Defensive Coord./S
Vantz Singletary	Co-Def. Coordinator/DL
Josh Bookbinder	Assistant Coach/LB
Marshall Roberts	Assistant Coach/DB/CB
Aaron Wilkins	Assistant Coach/SPURS/Nickels
Roy Asuega	Graduate Assistant/DL
Seth Hestness	Graduate Assistant/TE/FB/Special Teams
CJ Holden	Graduate Assistant/S
Scott Mitchell	Graduate Assistant/OL
J.R. Rozier	Offensive Quality Control
Darren Jackson	Defensive Quality Control

GAME INFORMATION - 6:06 P.M. KICKOFF



WATCH

Matt Warner (Play-by-Play)
 Joe Jauch (Color Analyst)
 Bobbie Bohlig (Sidelines)
 Matt Byrd (Producer)

LISTEN



Game Broadcast:
 Alan York (Play-by-Play)
 Paul Rutigliano (Color Analyst)
 Nick Pierce (Sidelines)



Pregame Show:
 Nick Pierce
 Jamie Hall
 Brad Butler

MEDIA INFORMATION

The Liberty Athletics Department is served by an athletics communications office staff that works diligently to promote the individual and team accomplishments of student-athletes, coaches and staff. The office members handle all sport and department communications and media relations needs, and work to serve the working media.

Credentials

Requests for season and single-game credentials should be emailed to the appropriate communications representative at least 48 hours prior to the requested event. Due to space limitations, credentials will be issued to full-time journalists from media outlets that cover Liberty Athletics regularly and substantially or to representatives who regularly and customarily perform services for that outlet.

By acceptance of a credential, the bearer agrees to abide by all of the Liberty University and NCAA policies and procedures as well as conduct him/herself in a professional and ethical manner. Violation of any of these policies will result in immediate revocation of credentials. The Liberty Athletics Communications Office reserves the right to revoke or deny credentials at any time.

Work-Related Equipment Bags

Members of the media will be allowed to bring work-related equipment bags (laptop computers, radio/TV broadcast equipment, still and video cameras, etc.) through Gate 8 at Williams Stadium (gate next to the Lurtsema parking lot and the south end of the West Carter Tower). Work-related equipment bags will be searched by Williams Stadium security.

Postgame Interviews

Postgame interviews are held on the first floor of the Williams Football Operations Center in the room next to the Liberty team locker room. Todd Wetmore, Liberty Associate AD for Communications, will ask for requests during the fourth quarter of the contest.

Parking

Liberty University has designated the Bailey/Orange lot as reserved media parking for home football contests. Media parking opens two hours before each game. Please contact the Liberty Athletics Communications Office to obtain a parking pass.

Photographers

Liberty University strictly enforces a photo credential approval policy designed to best allocate working credentials for photographers to maximize coverage in a safe, professional working environment. Unfortunately, it is not possible to accommodate all requests. Due to limited space, credentials will generally not be issued to freelance photographers without a specific assignment received in writing from the assigning organization. Photographers are to stay behind the red line that surrounds the playing field and are not allowed in the team box on either sideline at Williams Stadium and are prohibited from going on the field at any time.

LU PLAYERS OF THE WEEK

Old Dominion (Sept. 1)

Off:
Def:
ST:

Army (Sept. 8)

Off:
Def:
ST:

Norfolk State (Sept. 15)

Off:
Def:
ST:

North Texas (Sept. 22)

Off:
Def:
ST:

New Mexico (Sept. 29)

Off:
Def:
ST:

New Mexico State (Oct. 6)

Off:
Def:
ST:

Troy (Oct. 13)

Off:
Def:
ST:

Idaho State (Oct. 20)

Off:
Def:
ST:

UMass (Nov. 3)

Off:
Def:
ST:

Virginia (Nov. 10)

Off:
Def:
ST:

Auburn (Nov. 17)

Off:
Def:
ST:

"4 DOWNS" WITH THE MONARCHS

1

Saturday's season opener will feature a number of 'firsts.' Liberty's first football game as an FBS member will see the Flames unveil a newly expanded Williams Stadium. Liberty will play host to an FBS opponent for the first time in program history. Old Dominion's inaugural visit to Lynchburg will mark Liberty's first-ever meeting with a Conference USA opponent.

2

Liberty will be facing Old Dominion for the second time in program history. The teams' previous meeting (Oct. 5, 2013) came during ODU's final season of FCS play before the Monarchs gained FBS status in 2014. The Flames are opening a season at Williams Stadium for just the second time in the last 10 years (also 2015). Liberty's first two home games of 2018 will be played against teams from Norfolk, as the Flames will host Norfolk State on Sept. 15.

3

Liberty is squaring off against an FBS team in its season opener for the third straight season and for the fifth time in seven years under Turner Gill. Beginning its 30th year of play at Williams Stadium, the Flames are in search of their third straight home win. Liberty won its final two home contests of 2017 (Duquesne and Presbyterian).

4

Liberty and Old Dominion are two of Virginia's four FBS football teams. ODU has played four seasons at the FBS level and is 4-0 in season openers as an FBS member. Liberty has opened the season at home against an in-state opponent on four previous occasions and is 4-0 in those contests. Saturday marks the first of Liberty's four home games against FBS opponents in 2018.

LAST MEETING WITH OLD DOMINION

**OCT. 5, 2013
OLD DOMINION 21, LIBERTY 17
NORFOLK, VA. (S.B. BALLARD STADIUM)**

- Old Dominion took its only lead of the game on a 27-yard game-winning TD pass from Taylor Heinicke to Blair Roberts with 28 seconds remaining in the fourth quarter.
- Liberty held ODU's high-powered offense (the Monarchs entered the game averaging 49.8 ppg) in check despite Heinicke throwing for 450 yards. The Flames' defense forced four turnovers on the night.
- Liberty QB Josh Woodrum completed 23-of-37 passes for 295 yards and two scores. Gabe Henderson (8 catches, 120 yards, 1 TD) was his top target.

ON THIS DATE: Liberty is 3-3 all-time when playing on Sept. 1, including 3-0 at home and 0-3 on the road. The Flames' most recent Sept. 1 contest was Turner Gill's first game as Liberty's head coach.

SEPT.	Season	Site	LU Coach	W/L/T	Score	Opponent	Opp. Coach
1	1978	Away	Tom Dowling	L	0-35	Dayton	Rick Carter
	1979	Home	Tom Dowling	W	41-20	Hampton	Walter Lovett
	1990	Home	Sam Rutigliano	W	22-12	Kutztown	Barry Fetterman
	2001	Away	Ken Karcher	L	26-46	Appalachian St.	Jerry Moore
	2007	Home	Danny Rocco	W	38-14	Tusculum	Frankie DeBusk
	2012	Away	Turner Gill	L	17-20	Wake Forest	Jim Grobe

A LIBERTY WIN WOULD ...

- Mark the Flames' first-ever victory over Old Dominion.
- Give the Flames their first-ever victory over an in-state FBS opponent.
- Represent the Flames' first win over any in-state opponent since their 26-21 FCS Playoffs triumph over James Madison on Nov. 29, 2014.
- Be the Flames' first-ever victory over a Conference USA foe.
- Extend the Flames' streak to eight straight victories in season openers played in Lynchburg.
- Enable the Flames to open back-to-back seasons with victories for the first time since Liberty won five consecutive lid-lifters spanning 2004-08.
- Give the Flames a 4-0 all-time record in home games played on Sept. 1, all of which have been season openers.



2018 UNIFORM TRACKER

The Liberty football program is outfitted by Nike and has 27 different helmet/jersey/pants combinations to choose from during the 2018 season.

Opponent	Helmet	Jersey	Pants
Old Dominion			
Army			
Norfolk St.			
North Texas			
New Mexico			
New Mexico St. (A)			
Troy			
Idaho St.			
UMass			
Virginia			
Auburn			
New Mexico St. (H)			



MILESTONE WATCH

2: QB Stephen Calvert needs two touchdown passes to overtake current assistant coach Mike Brown for fifth place on Liberty's career list. Brown finished with 45 career TD passes, while Calvert enters his junior season with 44 career TDs.

4: Liberty enters the 2018 season needing four victories to reach 250 wins in program history. The Flames own a 246-231-4 all-time record in 45 seasons of football.

6/10: WRs B.J. Farrow, Antonio Gandy-Golden and Damian King are all nearing their 100th career receptions. Farrow is six catches away from the century mark for his career, while Gandy-Golden and King are each 10 grabs shy of 100.

See pages 27-28 for other records/milestones within reach on Saturday.

LIBERTY FOOTBALL BY THE NUMBERS

1: The 2018 season is Liberty's first as an FBS member, following 30 seasons of competition at the FCS (1-AA) level.

7: Turner Gill is in his seventh season as Liberty's head coach.

7: Seven Flames have been selected in the NFL Draft. Most recently, Walt Aikens was taken by the Miami Dolphins in the fourth round of the 2014 Draft.

8: Turner Gill is Liberty's eighth head coach in program history.

8: Liberty won eight Big South Conference titles (2007, 2008, 2009, 2010, 2012, 2013, 2014, 2016).

10: Ten Flames have been named CoSIDA Academic All-Americans.

10: Liberty won a program-record 10 games in 2008, finishing at 10-2.

12: The Flames enter the 2018 season having posted 12 consecutive winning seasons (2006-17).

14: Liberty has played 14 overtime games, going 6-8 in extra time.

16: The Flames have won seven or more games 16 times in program history.

30: The 2018 season will mark the Flames' 30th year of playing football at Williams Stadium. The facility opened as Liberty University Stadium for a 37-18 win over Towson on Oct. 21, 1989.

46: The 2018 campaign is Liberty's 46th football season.

25,000: The seating capacity of Williams Stadium was expanded to 25,000 for the 2018 season. The Flames have welcomed 20,000+ fans to Williams Stadium on five occasions, including a stadium-record 22,551 for a Sept. 19, 2015 victory over Montana.

HOW'S THIS FOR OPENERS?

Liberty is 21-24 all-time in season openers, including 2-4 under Turner Gill.

The Flames are 18-7 when playing their opener in Lynchburg, including 12-2 at Williams Stadium and 1-0 under Turner Gill. Liberty has won seven straight lid-lifters in Lynchburg since a 23-3 setback to Western Carolina in 2002.

Liberty is kicking off its season at Williams Stadium for just the second time in the last 10 years. The Flames also topped Delaware State by a 32-13 count at home in the 2015 opener. (The 52-7 win over Saint Francis (Pa.) to begin the 2010 season took place in Lynchburg, but was played at City Stadium.)

Last year's season opener saw Liberty post a 48-45 triumph at Baylor on Sept. 2, 2017. The Flames are seeking back-to-back season-opening victories for the first time since winning five openers in a row between 2004-08.

The win over Baylor marked the Flames' first-ever season-opening victory over an FBS opponent. Liberty is 1-6 all-time in such contests, including 1-4 under Turner Gill.

THERE'S A 1ST TIME FOR EVERYTHING

Saturday's contest will accomplish a number of 'firsts' in Liberty football history.

- First game as an FBS member
- First game at the newly expanded Williams Stadium
- First game vs. a Conference USA member
- First home game vs. an FBS opponent
- First home game vs. an in-state FBS opponent
- First home game vs. Old Dominion

COMPETING AGAINST THE COMMONWEALTH

Liberty is 39-36 all-time against in-state varsity opponents, including 0-1 versus FBS members.

The Flames are 4-3 in season openers against varsity opponents from Virginia, including 4-0 at home.

Liberty is hosting a Commonwealth foe to kick off the season for the first time since 2006 (27-0 win over St. Paul's).

The following are Liberty's all-time records versus in-state varsity opponents.

- 2-2 vs. Bridgewater
- 3-4 vs. Ferrum
- 0-3 vs. Hampden-Sydney
- 4-2 vs. Hampton
- 6-12 vs. James Madison
- 4-2 vs. Norfolk State
- 0-1 vs. Old Dominion
- 0-2 vs. Richmond
- 6-0 vs. St. Paul's
- 2-0 vs. Virginia State
- 0-1 vs. Virginia Tech
- 2-0 vs. Virginia Union
- 10-3 vs. VMI
- 0-4 vs. William & Mary

5 OF A KIND

Saturday's Old Dominion at Liberty clash is one of five matchups this weekend which will see two in-state FBS foes open their 2018 season against one another. The other four contests include:

- Aug. 31 - San Diego State at Stanford
- Sept. 1 - Coastal Carolina at South Carolina
- Sept. 1 - Middle Tennessee at Vanderbilt
- Sept. 1 - SMU at North Texas

6-YEAR ANNIVERSARY

Saturday's game will be played exactly six years after Turner Gill's first contest as Liberty's head coach.

The Flames' 2012 season opener took place at Wake Forest on Sept. 1. Liberty outgained the Demon Deacons, 363-293, but Wake Forest pulled out a 20-17 victory.

RENEWING ACQUAINTANCES

A number of Liberty and Old Dominion players attended the same high schools as one another.

Atlee HS (Mechanicsville, Va.):
 Liberty OL Thomas Sargeant
 ODU OL Nick Clarke
Note: Sargeant and Clarke were part of the same offensive line unit for the Raiders.

Bayside HS (Virginia Beach, Va.):
 Liberty DL Elisha Mitchell
 ODU CB Jamez Brickhouse
 ODU DT Ty-Kee McCullers

Heritage HS (Lynchburg, Va.):
 Liberty RB Frankie Hickson
 ODU RB Lala Davis

Manchester HS (Midlothian, Va.):
 Liberty RB Frank Boyd
 ODU WR Jonathan Duhart

Tallwood HS (Virginia Beach, Va.):
 Liberty RB Kentory Matthews
 ODU DT Cameron Washington

Woodrow Wilson HS (Washington, D.C.):
 Liberty WR Khaleb Coleman
 ODU QB Steven Williams
Note: Coleman caught 13 of Williams' 31 TD passes during their senior year (2016).

LOOKING AHEAD

In Old Dominion, Liberty will kick off the 2018 season against a school from Norfolk, Va., who plays in Conference USA.

The Flames' next two home games will be played against:

- Another team from Norfolk: Norfolk State on Sept. 15
- Another Conference USA opponent: North Texas on Sept. 22

LIBERTY'S RECORD WHEN ...

	2017	Gill at LU
Home	4-2	27-9
Road	2-3	14-20
Neutral	0-0	0-0
August	0-0	0-2
September	3-2	12-13
October	1-2	13-8
November	2-1	16-5
December	0-0	0-1
Afternoon	3-2	26-13
Night	3-3	15-16

VERSUS FBS TOP 25

Home	0-0	0-0
Road	0-0	0-1

RECORD WHEN SCORING ...

< 20 points	0-3	4-16
20-29 points	1-1	10-9
30-39 points	1-1	10-3
40+ points	4-0	17-1

RECORD WHEN ALLOWING ...

< 20 points	2-1	23-2
20-29 points	2-1	11-7
30-39 points	0-1	4-11
40+ points	2-2	3-9

RECORD WHEN ...

Margin 1-3 pts.	3-1	6-6
Margin 4-7 pts.	0-1	3-7
Scoring 1st	6-3	31-11
Opp. scores 1st	0-2	10-18
Leading after 1Q	5-1	28-6
Trailing after 1Q	1-1	6-15
Leading at half	4-0	34-5
Trailing at half	1-4	5-21
Leading after 3Q	5-1	33-7
Trailing after 3Q	1-4	5-20
Playing OT	0-0	2-3
Outrushing opp.	3-1	27-4
Being outrushed	3-4	14-25
Outpassing opp.	5-5	30-18
Being outpassed	1-0	11-11
Scoring D/ST TD	2-0	8-6
+ TO margin	4-1	25-7
- TO margin	2-2	8-13
Winning TOP	3-1	30-13
Losing TOP	3-4	11-16
White helmets	2-2	19-14
Blue helmets	2-0	10-3
Red helmets	2-3	12-12
White uni. tops	2-3	14-19
Blue uni. tops	2-1	13-2
Red uni. tops	2-1	14-8
White pants	2-2	20-14
Blue pants	2-1	11-5
Red pants	2-2	10-10

Trends/Streaks

- The Old Dominion game will begin Liberty's 46th season of football and its 31st season at the NCAA Division I level.
- Liberty played its first 30 years of NCAA Division I football at the FCS level, posting a 184-152 record, including 21 winning seasons (70.0 percent/21-of-30).
- Prior to its move to the FBS level, Liberty played 16 seasons (2002-17) as a member of the Big South Conference (55-23 all-time Big South record).
- One of four founding members of the football conference, the Flames won eight conference titles during their time in the Big South (2007, 2008, 2009, 2010, 2012, 2013, 2014 and 2016).
- Liberty's Big South Conference title in 2014 gave the Flames the Big South automatic bid to the NCAA FCS Playoffs, the program's first and only playoff appearance (Defeated No. 15/15 James Madison, 26-21, in first round; Lost to No. 5/5 Villanova, 29-22, in second round).
- The Flames have posted a 2-2 record when playing their first-ever game at a new affiliation level: NCCAA (L/ 32-42 vs. Massanutten Military on Sept. 27, 1973), NAIA (W/ 24-17 vs. St. Paul's on Sept. 13, 1975), NCAA Division II (L/ 0-7 vs. Mars Hill on Sept. 6, 1980) and NCAA Division I FCS (W/ 17-7 vs. Edinboro on Sept. 3, 1988).
- On Saturday, Liberty will be looking to move to 3-0 when playing their first game in a "new look" Williams Stadium. The Flames won their first-ever game at the on-campus facility on Oct. 21, 1989 (W/ 37-18 over Towson), while Liberty posted a 52-14 win over Savannah State on Oct. 2, 2010, following an expansion project that moved the stadium from 12,000 seats to 19,200 and added the Williams Stadium Tower.

Offense

- Liberty returns nine offensive starters from 2017: QB Stephen Calvert (11 starts), OL Dontae Duff (11), OL Julio Lozano (11), OL Thomas Sargeant (11), WR B.J. Farrow (10), WR Damian King (9), TE Zac Foutz (8) and WR Antonio Gandy-Golden (8).
- Liberty's returning players accounted for 73.2 percent of the Flames' total points scored in 2017 (262 of the team's 358 total points).
- Liberty's largest offensive loss is RB Carrington Mosley, who accounted for 47.9 percent of Liberty's total rushing attempts (185-of-386), 58.5 percent of Liberty's total rushing yards (896-of-1,532) and 60.0 percent of Liberty's total rushing touchdowns (9-of-15).
- Last year, Liberty rushed for 139.3 yards per game and 15 touchdowns, which would have ranked No. 96 in the country in rushing offense in the FBS statistical rankings.
- Liberty's rushing offense the last six years under head coach Turner Gill: 2012 (175.8), 2013 (184.1), 2014 (163.1), 2015 (119.7), 2016 (143.3) and 2017 (139.3).
- Last year, Liberty averaged 309.9 passing yards per game with 29 touchdowns, which would have ranked No. 13 in the country in passing offense in the FBS statistical rankings.

- Liberty's passing offense the last six years under head coach Turner Gill: 2012 (225.3), 2013 (236.8), 2014 (248.1), 2015 (259.9), 2016 (205.3) and 2017 (309.9).
- Liberty finished 2017 averaging 449.2 total offensive yards per game, which would have ranked No. 27 in the country in total offense in the FBS statistical rankings.
- Liberty's total offense the last six years under head coach Turner Gill: 2012 (401.1), 2013 (420.8), 2014 (411.2), 2015 (379.6), 2016 (348.5) and 2017 (449.2).

Defense

- Liberty returns seven defensive starters from 2017: DL Tolen Avery (11 starts), CB Jeremy Peters (11), LB Brandon Tillmon (11), DL Juwan Wells (11), SPUR Rion Davis (8), LB Jimmy Faulks (6) and S Corbin Jackson (6).
- Liberty returns seven of its top 10 tackle leaders from 2017: Juwan Wells (74 tackles), Brandon Tillmon (60), Rion Davis (51), Tolen Avery (39), Jeremy Peters (36), Corbin Jackson (32) and Lucas Irons (32).
- Last year, Liberty allowed 225.0 rushing yards per game and 26 touchdowns, which would have ranked No. 119 in the country in rushing defense in the FBS statistical rankings.
- Liberty's rushing defense the last six years under head coach Turner Gill: 2012 (126.1), 2013 (135.3), 2014 (185.2), 2015 (146.7), 2016 (219.5) and 2017 (225.0).
- Last year, Liberty allowed 223.5 passing yards per game with 17 touchdowns, which would have ranked No. 65 in the country in passing defense in the FBS statistical rankings.
- Liberty's passing defense the last six years under head coach Turner Gill: 2012 (188.6), 2013 (178.6), 2014 (195.4), 2015 (229.7), 2016 (173.5) and 2017 (223.5).
- Liberty's opponents finished the 2017 averaging 448.5 total offensive yards per game, which would have ranked No. 107 in the country in total defense in the FBS statistical rankings.
- Liberty's total defense the last six years under head coach Turner Gill: 2012 (314.7), 2013 (313.9), 2014 (380.6), 2015 (376.5), 2016 (392.9) and 2017 (448.5).

Special Teams

- Liberty's entire special teams units received postseason honors in 2017 with two of the four players returning to compete during the Flames' first season at the FBS level: K Alex Probert (All-Big South second team), P Trey Turner (All-Big South second team), LS Hunter Winstead (All-Big South first team/STATS FCS All-America second team), RS Frankie Hickson (All-Big South second team).
- The Flames will be looking to replace four-year starting punter Trey Turner, who earned All-Big South honors each of his four seasons at Liberty and finished his career as the school's all-time career leader in punting (40.9 yards per punt).
- Liberty will also be looking to replace four-year starting long snapper Hunter Winstead, who was a two-time All-American, starting 47 career games and finishing his last three seasons without a bad snap.



Class
Junior

Height/Weight
6-2/180

Hometown
Plantation, Fla.

High School
Miami Carol City Senior HS

BUCKSHOT BY THE NUMBERS

11-7

Calvert's career record as a starting quarterback. He has started 18 straight games since taking over as the starter as a true freshman against Robert Morris on Oct. 1, 2016.

5 TDs

Calvert threw for a career-high five TDs twice in 2017, including Sept. 9 vs. Morehead State and Oct. 21 at Monmouth. It is just one off of the school single-game record and the most by a Flame since Biff Parson's five TD passes against Wingate in 2000.

44 Completions

Calvert completed a Liberty and Big South-record 44 passes during a season-opening victory at Baylor on Sept. 2, 2017. He shattered the previous Liberty mark of 34 completions, set twice by Josh Woodrum (2012 and 2015).

60 Attempts

Calvert's career-high 60 pass attempts at Baylor on Sept. 2, 2017 were another school record, eclipsing the previous standard of 57. Phil Basso was the most recent Flame to throw 57 passes, doing so against Central State in 1983.

447 Passing Yards

Calvert's third program record at Baylor on Sept. 2, 2017 came courtesy of his 447 passing yards. He took down the Liberty mark of 441 yards set by Phil Basso against Carson-Newman in 1984.

76-Yard Completion

The three longest completions of Calvert's career all measure 76 yards. He hooked up with Todd Macon for a 76-yard score against Monmouth on Oct. 22, 2016. Calvert then found B.J. Farrow for 76-yard TDs during both a Sept. 9, 2017 win over Morehead State and an Oct. 21, 2017 setback at Monmouth.

7 300-Yard Games

Calvert has thrown for 300+ yards seven times in his career, including a pair of 400-yard outings. He passed for a Liberty freshman-record 350 yards during an Oct. 22, 2016 victory over Monmouth.

HAULING IN THE HARDWARE



2016 HERO Sports FCS Freshman All-America (honorable mention)

STATS

2016 Jerry Rice Award finalist

FCS National Offensive Player of the Week (Sept. 4, 2017)

FCS National Freshman of the Week (Oct. 24, 2016)



2017 2nd Team All-Conference QB

4-time Offensive Player of the Week (Oct. 17, 2016, Sept. 4, 2017, Sept. 18, 2017, Nov. 13, 2017)

2-time Freshman of the Week (Sept. 19, 2016, Oct. 24, 2016)

RECORD BREAKER

Calvert broke three Liberty single-season passing records and tied one more in 2017. The junior already has his sights set on numerous career program records. See pages 28 and 29 for more details on Calvert's record chase.

Single-Season Passing Yards

Calvert's Record: 3,363 (2017)
Previous Record: 3,226 - Phil Basso (1984)

Single-Season Touchdown Passes

Calvert's Record: 29 (2017)
Previous Record: 24 - Basso (1984) & Justino (1990)

Single-Season Passing Attempts

Calvert's Record: 438 (2017)
Previous Record: 427 - Robby Justino (1991)

Single-Season Passing Completions

Calvert's Record: 257 (2017)
Shared Record: 257 - Robby Justino (1991)

Career Passing Yards

Current Record: 10,266 - Josh Woodrum (2012-15)
Calvert's Current Total: 5,294

Career Touchdown Passes

Current Record: 64 - Robby Justino (1989-91)
Calvert's Current Total: 44

CALVERT'S CAREER STATS

PASSING	G	Att	Cmp	Int	Yds	TD	Lg	Pct	Avg/P	Avg/G	Effc
2016	11	262	150	9	1931	15	76	57.3	7.4	175.5	131.2
2017	11	438	257	6	3363	29	76	58.7	7.7	305.7	142.3
2018											
TOTAL	22	700	407	15	5294	44	76	58.1	7.6	240.6	138.1

OFF THE FIELD



Middle Name: Buckshot, after Buckshot Jones, the favorite NASCAR driver of Calvert's father, Steve.

Parents: Steve and Kim Calvert

Major: Sport Management

Birthday: March 8, 1997

Uniform Number: 12

'I've always worn this number and I think it's a good one. A lot of great quarterbacks have worn number 12.'

Why Did You Decide to Attend Liberty?

'First, I wanted a great education which Liberty provides. The coaching staff did a great job explaining what was in store for me if I worked hard. They told me I'd have a chance to start early in my career, which is what I was hoping for. I sat down before I committed, took everything to heart and made my decision to come to Liberty.'



Calvert appeared live on ESPN's SportsCenter on Sept. 6, 2017, four days after the Flames' 48-45 victory at Baylor.

IN GOOD COMPANY

Calvert is one of seven returning FBS quarterbacks who posted 250 completions, 3,000 yards and 25 TDs in 2017. He joins the following names on that exclusive list.

Mason Fine (North Texas)

Will Grier (West Virginia)

Justice Hansen (Arkansas State)

Ben Hicks (SMU)

Trace McSorley (Penn State)

McKenzie Milton (UCF)

FBS MILESTONE CHECKLIST

- 1st Game as FBS Team**
Sept. 1, 2018 vs. Old Dominion
- 1st Win as FBS Team**
- 1st Home Win as FBS Team**
- 1st Road Win as FBS Team**
- 1st Game vs. FBS Opponent**
Oct. 14, 1989 at E. Michigan (25-24 win)
- 1st Home Game vs. FBS Opponent**
Sept. 1, 2018 vs. Old Dominion
- 1st Win Over FBS Opponent**
Oct. 14, 1989 - 25-24 at East. Michigan
- 1st Home Win Over FBS Opponent**
- 1st Game vs. FBS In-State Opponent**
Oct. 5, 2013 at Old Dominion (21-17 loss)
- 1st Home Game vs. FBS In-State Opponent**
Sept. 1, 2018 vs. Old Dominion
- 1st Win Over FBS In-State Opponent**
- 1st Home Win Over FBS In-State Opponent**
- 1st Game vs. Power 5 Opponent**
Sept. 30, 2006 at Wake Forest (34-14 loss)
- 1st Home Game vs. Power 5 Opponent**
- 1st Win Over Power 5 Opponent**
Sept. 2, 2017 - 48-45 at Baylor
- 1st Home Win Over Power 5 Opponent**
- 1st Game vs. FBS Top 25 Opponent**
Aug. 30, 2014 at No. 23/23 North Carolina (56-29 loss)
- 1st Home Game vs. FBS Top 25 Opponent**
- 1st Win Over FBS Top 25 Opponent**
- 1st Home Win Over FBS Top 25 Opponent**
- 1st Game vs. FBS No. 1 Opponent**
- 1st Bowl Game Appearance**
- 1st Bowl Game Win**
- 1st Winning Season as FBS Team**
- 1st FBS Top 25 Appearance**



BUCKSHOT TO AGG



Stephen Calvert A. Gandy-Golden

In junior QB Stephen Calvert and junior WR Antonio Gandy-Golden, Liberty boasts the FBS' only returning QB/WR teammates who both posted the following stats in 2017.

QB: 250+ completions, 3,000+ passing yards, 25+ passing TDs

WR: 1,000+ receiving yards, 10+ receiving TDs

Calvert, who finished the 2017 season with 257 completions, 3,363 yards and 29 TDs, is one of seven returning FBS signal callers who reached all of those standards a year ago. The other six are listed on the previous page.

Gandy-Golden tallied 1,066 receiving yards and 10 TDs last season. The only other four FBS returnees to reach those milestones in 2017 include Buffalo's Anthony Johnson, Ole Miss' A.J. Brown, Toledo's Diontae Johnson and UMass' Andy Isabella.

DYNAMIC DUO



B.J. Farrow A. Gandy-Golden

Flames redshirt senior WR B.J. Farrow and junior WR Antonio Gandy-Golden hauled in 10 receiving touchdowns apiece in 2017. Liberty is the only FBS team which features a pair of returning receivers who each posted double-digit receiving scores a year ago.

Only three FBS teams featured two receivers with 10+ TDs last season, including Missouri, SMU and West Virginia.

Prior to last season, only three total Flames had ever recorded double-digit receiving TDs in a single year.

LONG RANGE CONNECTION



Alex Probert

Junior K Alex Probert made the first seven 40+ yard field goal attempts of his career and is currently 10-of-15 from beyond 40 yards during his time with the Flames.

During Turner Gill's tenure at Liberty, kickers are 12-of-19 from 50+ yards, including 2-of-2 by Probert. He hit a Liberty freshman-record 51-yard FG vs. Robert Morris in 2016.

SUMMARIZING THE STREAK

Liberty enters the 2018 season having posted a winning record for a program-best 12 consecutive years (2006-17). The Flames own an 88-49 record since the start of the 2006 season.

Only eight other FBS programs have recorded a winning record in 12 or more consecutive seasons entering 2018, as recognized by the NCAA.

- Virginia Tech - 25 seasons (1993-2017)
- Boise State - 20 seasons (1998-2017)
- Oklahoma - 19 seasons (1999-2017)
- LSU - 18 seasons (2000-2017)
- Wisconsin - 16 seasons (2002-2017)
- Penn State - 13 seasons (2005-2017)
- Oklahoma State - 12 seasons (2006-2017)
- USC - 12 seasons (2006-2017)

BOWL AGREEMENT



Liberty Athletics and the AutoNation Cure Bowl announced a two-year bowl agreement for the 2018 and 2019 seasons.

The AutoNation Cure Bowl is played each December at Camping World Stadium in Orlando, Fla. The game is televised nationally on CBS Sports Network. The 2018 AutoNation Cure Bowl will be played on Dec. 15, while the 2019 AutoNation Cure Bowl will be contested on Dec. 21.

Although Liberty is currently in the middle of its two-year FBS transition process, the NCAA bylaws do have provisions for the Flames to qualify for a bowl game in 2018 provided Liberty has successfully transitioned to year two of its FBS transitional status and is a deserving team.

2018 SLOGANS

RISEWITHUS



Liberty Athletics has adopted the "Rise With Us" slogan for the 2018-19 athletics year, with the football program moving up to the FBS level and 17 of the Flames' other 19 programs moving to the ASUN Conference.

As a team, Liberty's football program has selected the theme "Respect All, Fear None" based on the Bible scripture passage in 1 Peter 2:17. Liberty Football will Respect All, as it faces its most challenging schedule in program history, but will Fear None as it ventures into its first season of FBS football.

AP TOP 25 POLL

Rank	Team	Record
1.	Alabama	0-0
2.	Clemson	0-0
3.	Georgia	0-0
4.	Wisconsin	0-0
5.	Ohio State	0-0
6.	Washington	0-0
7.	Oklahoma	0-0
8.	Miami	0-0
9.	Auburn	0-0
10.	Penn State	0-0
11.	Michigan State	0-0
12.	Notre Dame	0-0
13.	Stanford	0-0
14.	Michigan	0-0
15.	USC	0-0
16.	TCU	0-0
17.	West Virginia	0-0
18.	Mississippi State	0-0
19.	Florida State	0-0
20.	Virginia Tech	0-0
21.	UCF	0-0
22.	Boise State	0-0
23.	Texas	0-0
24.	Oregon	0-0
25.	LSU	0-0

Others receiving votes: South Carolina (96), Florida (68), Utah (60), Oklahoma State (51), Florida Atlantic (38), Arizona (28), NC State (22), Texas A&M (21), Boston College (18), Northwestern (13), Kansas State (10), Iowa State (8), Houston (6), Memphis (3), Iowa (2), **Troy (2)**, Fresno State (1), Arkansas State (1), Kentucky (1).

USA TODAY COACHES TOP 25 POLL

Rank	Team	Record
1.	Alabama	0-0
2.	Clemson	0-0
3.	Ohio State	0-0
4.	Georgia	0-0
5.	Oklahoma	0-0
6.	Washington	0-0
7.	Wisconsin	0-0
8.	Miami	0-0
9.	Penn State	0-0
10.	Auburn	0-0
11.	Notre Dame	0-0
12.	Michigan State	0-0
13.	Stanford	0-0
14.	Michigan	0-0
15.	USC	0-0
16.	TCU	0-0
17.	Virginia Tech	0-0
18.	Mississippi State	0-0
19.	Florida State	0-0
20.	West Virginia	0-0
21.	Texas	0-0
22.	Boise State	0-0
23.	UCF	0-0
24.	LSU	0-0
25.	Oklahoma State	0-0

Others receiving votes: South Carolina (138), Florida (135), Oregon (105), Utah (81), Texas A&M (67), Northwestern (67), Kansas State (35), Florida Atlantic (27), Memphis (23), Boston College (23), NC State (22), Arkansas State (19), **Troy (19)**, Appalachian State (16), San Diego State (15), Kentucky (8), Iowa State (8), Iowa (8), Washington State (7), South Florida (6).

COLLEGE FOOTBALL PLAYOFF RANKINGS (FIRST RANKINGS ANNOUNCED ON OCT. 30)

Rank	Team	Record	Rank	Team	Record	Rank	Team	Record
1.			11.			21.		
2.			12.			22.		
3.			13.			23.		
4.			14.			24.		
5.			15.			25.		
6.			16.					
7.			17.					
8.			18.					
9.			19.					
10.			20.					



OPPONENT TRACKER



OLD DOMINION *odusports.com*
OVERALL: 0-0 **CONFERENCE USA:** 0-0
NEXT GAME: at Liberty - 9/1
LAST GAME: L, 41-10 at Middle Tennessee



ARMY *goarmywestpoint.com*
OVERALL: 0-0
NEXT GAME: at Duke - 8/31
LAST GAME: W, 42-35 vs. San Diego State



NORFOLK STATE *nsuspartans.com*
OVERALL: 0-0 **MEAC:** 0-0
NEXT GAME: vs. Virginia State - 9/1
LAST GAME: W, 45-32 at Morgan State



NORTH TEXAS *meangreensports.com*
OVERALL: 0-0 **CONFERENCE USA:** 0-0
NEXT GAME: vs. SMU - 9/1
LAST GAME: L, 50-30 vs. Troy



NEW MEXICO *golobos.com*
OVERALL: 0-0 **MOUNTAIN WEST:** 0-0
NEXT GAME: vs. Incarnate Word - 9/1
LAST GAME: L, 35-10 at San Diego State



NEW MEXICO STATE *nmstatesports.com*
OVERALL: 0-1
NEXT GAME: at Minnesota - 8/30
LAST GAME: L, 29-7 vs. Wyoming



TROY *troytrojans.com*
OVERALL: 0-0 **SUN BELT:** 0-0
NEXT GAME: vs. Boise State - 9/1
LAST GAME: W, 50-30 vs. North Texas



IDAHO STATE *isubengals.com*
OVERALL: 0-0 **BIG SKY:** 0-0
NEXT GAME: vs. Western State - 8/31
LAST GAME: L, 35-7 at Weber State



UMASS *umassathletics.com*
OVERALL: 1-0
NEXT GAME: at Boston College - 9/1
LAST GAME: W, 63-15 vs. Duquesne



VIRGINIA *virginiasports.com*
OVERALL: 0-0 **ACC:** 0-0
NEXT GAME: vs. Richmond - 9/1
LAST GAME: L, 49-7 at Navy



AUBURN *auburntigers.com*
OVERALL: 0-0 **SEC:** 0-0
NEXT GAME: vs. Washington - 9/1
LAST GAME: L, 34-27 vs. UCF



Dr. Jerry Falwell with son Jerry Falwell, Liberty University's current president, roaming the sidelines of the Flames' 1974 season opening football game against Washington & Lee on Sept. 23, 1974.

FULFILLING THE MISSION

When Dr. Jerry Falwell founded then Lynchburg Baptist College in the fall of 1971, he painted a clear vision for its athletics department when he stated, "it is our plan to have our athletic program comparable to USC, to Notre Dame, to Alabama, to anyone in time." Although the athletics department moved to the NCAA Division I level on Sept. 1, 1988, the "time" Dr. Falwell spoke about is now. The Flames football program is playing its first season at the FBS level in 2018, taking the next step to fulfill its founder's visionary dream.



THE ROAD TO FBS

- 1971 – Liberty University was founded as Lynchburg Baptist College.
- 1973 – Liberty fielded its first football team.
- 1975 – Liberty joined the NAIA as an associate member.
- 1980 – Liberty joined NCAA Division II as an associate member.
- 1988 – Liberty became an official NCAA Division I-AA (later FCS) member.
- 2002 – Liberty became a charter member of the Big South Conference for football.
- 2014 – Liberty made its first NCAA FCS Playoffs appearance.
- Feb. 16, 2017 – The NCAA approved Liberty's request to enter the FBS reclassification process.
- 2017 – Liberty played its final season as an FCS member, but was ineligible for a playoff berth.
- 2018 – Liberty is playing its first season as an FBS independent.

FUTURE SCHEDULES

2019 Schedule

Aug. 31 SYRACUSE
Sept. 7 at Louisiana
Sept. 14 BUFFALO
Sept. 21 HAMPTON
Sept. 28 NEW MEXICO
Oct. 5 at New Mexico State
Oct. 19 MAINE
Oct. 26 at Rutgers
Nov. 2 at UMass
Nov. 9 at BYU
Nov. 23 at Virginia
Nov. 30 NEW MEXICO STATE

2020 Schedule

Sept. 5 at Virginia Tech
Sept. 12 NORTH CAROLINA A&T
Sept. 19 at Western Kentucky
Sept. 26 FIU
Oct. 3 at Bowling Green
Oct. 10 LOUISIANA-MONROE
Oct. 17 at Syracuse
Oct. 24 SOUTHERN MISS
Nov. 7 at Virginia
Nov. 14 WESTERN CAROLINA
Nov. 21 at NC State
Nov. 28 UMass

See LibertyFlames.com for more future schedules



STADIUM QUICK FACTS

Opened:	1989
First Game:	Oct. 21, 1989
Result:	Liberty 37, Towson 18
Liberty Record:	112-50
Playing Surface:	AstroTurf
Capacity:	25,000

STADIUM EXPANSION

The game day experience at Liberty University football games is about to get even better, with several improvements coming to Williams Stadium for the 2018 season. This expansion has brought seating capacity up to 25,000. Fans will also notice a new scoreboard, more food options, road improvements and new bus loading and unloading areas to improve road and foot traffic.

SINGLE GAME ATTENDANCE RECORDS

	ATTENDANCE	OPPONENT	DATE
1.	22,551	Montana	Sept. 19, 2015
2.	21,712	Charleston Southern	Nov. 12, 2016
3.	20,838	Richmond	Oct. 4, 2014
4.	20,393	Kennesaw State	Oct. 24, 2015
5.	20,217	Gardner-Webb	Oct. 25, 2014
6.	19,314	Savannah State	Oct. 2, 2010
7.	19,111	Coastal Carolina	Oct. 15, 2011
8.	18,955	Coastal Carolina	Nov. 19, 2015
9.	18,911	Coastal Carolina	Oct. 19, 2013
10.	18,878	James Madison	Sept. 17, 2011
11.	18,803	Delaware State	Sept. 5, 2015
12.	18,643	Concord	Oct. 20, 2012
13.	18,587	Charleston Southern	Oct. 9, 2010
14.	18,467	Monmouth	Sept. 7, 2013
15.	18,334	VMI	Nov. 2, 2013



OFFENSE

#		ELIG	HT	WT	2017 GP/GS	CAREER GP/GS	CONSEC. STARTS
WIDE RECEIVER (X)							
82	B.J. Farrow	R-Sr.	6-1	190	10/10	32/31	10
2	Kevin Shaa	Jr.	5-10	165	0/0	0/0	0
WIDE RECEIVER (Z)							
11	Antonio Gandy-Golden	Jr.	6-4	220	10/8	21/8	1
17	Khaleb Coleman	R-Fr.	6-2	205	0/0	0/0	0
WIDE RECEIVER (H)							
5	DJ Stubbs OR	So.	5-9	185	11/2	11/2	0
7	Damian King	R-Sr.	5-11	175	11/9	27/13	1
84	JT Wood	Fr.	6-2	200	0/0	0/0	0
LEFT TACKLE							
74	Julio Lozano	R-Sr.	6-3	300	11/11	19/16	12
77	Cooper McCaw	R-Fr.	6-5	275	0/0	0/0	0
LEFT GUARD							
66	Ethan Crawford	Jr.	6-4	300	10/10	18/13	6
59	Damian Bounds	R-So.	6-1	300	9/0	9/0	0
CENTER							
65	Thomas Sargeant	R-So.	6-1	290	11/11	11/11	11
61	Ben Fiordelise	R-Sr.	6-3	325	11/0	21/0	0
RIGHT GUARD							
56	Dontae Duff	R-Jr.	6-1	330	11/11	22/22	22
72	James Passmore	R-Sr.	6-5	290	6/1	17/8	1
RIGHT TACKLE							
68	Tristan Schultz	So.	6-4	295	9/0	9/0	0
73	Sam Isaacson	R-Jr.	6-7	315	10/1	21/10	0
TIGHT END							
40	Zac Foutz	R-Jr.	6-3	250	11/8	21/8	3
18	Fidel Ogbeifun OR	So.	6-2	240	7/0	7/0	0
88	Jerome Jackson	R-Fr.	6-3	240	0/0	0/0	0
FULLBACK							
21	Mitchell Lewis	R-So.	6-0	230	11/0	11/0	0
30	Michael Bollinger	So.	5-11	230	6/0	6/0	0
RUNNING BACK							
9	Kentory Matthews	R-Sr.	5-8	180	10/1	10/1	0
23	Frankie Hickson OR	R-Jr.	5-8	190	11/1	22/1	0
25	Peyton Pickett	R-So.	5-10	210	0/0	0/0	0
QUARTERBACK							
12	Stephen Calvert	Jr.	6-2	180	11/11	22/18	18
4	Mason Cunningham	Jr.	6-0	200	1/0	1/0	0

DEFENSE

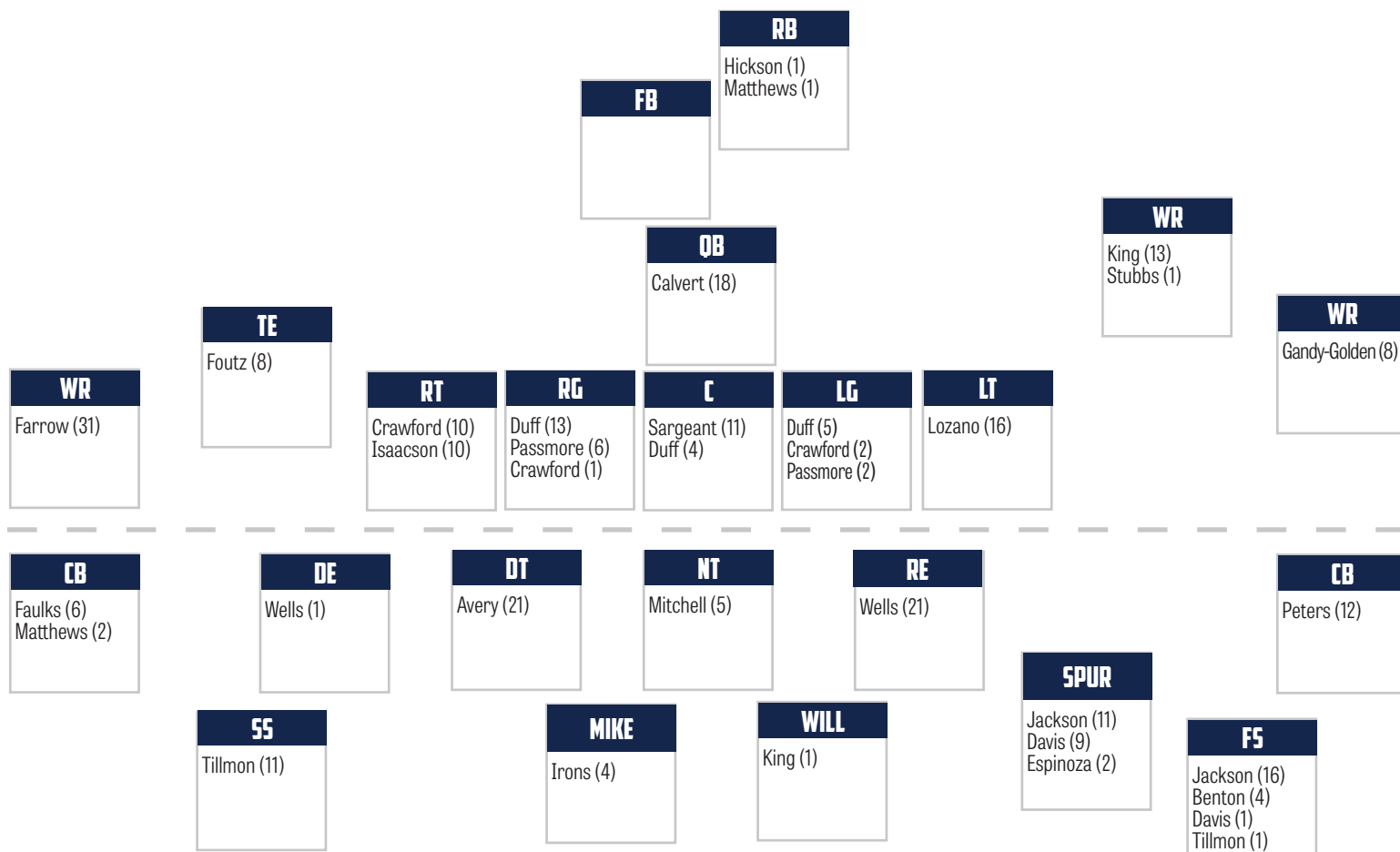
#		ELIG	HT	WT	2017 GP/GS	CAREER GP/GS	CONSEC. STARTS
DEFENSIVE END							
55	Tolen Avery	R-Sr.	6-3	295	11/11	30/21	11
11	Jessie Lemonier	Jr.	6-3	240	0/0	0/0	0
DEFENSIVE TACKLE							
90	Mitchell Hurtado	Sr.	6-2	280	7/0	7/0	0
94	Vincent Elefante	Jr.	6-4	285	0/0	0/0	0
NOSE GUARD							
99	Ralfs Rusins	R-Jr.	6-5	315	4/0	4/0	0
34	Devin Pearson	R-Jr.	5-11	315	0/0	0/0	0
RUSH END							
54	Juwan Wells	Sr.	6-2	260	11/11	30/22	13
15	Jayod Sanders	So.	6-2	210	10/0	10/0	0
MIKE							
48	David King	R-Sr.	6-1	220	11/1	28/1	0
47	Remington Green	So.	6-0	220	11/0	11/0	0
WILL							
14	Solomon Ajayi	R-Jr.	6-1	235	0/0	0/0	0
37	Amarii Jenkins OR	R-Fr.	6-0	210	0/0	0/0	0
12	Brandon Tillmon	Jr.	6-0	210	11/11	21/12	11
SPUR							
6	Ceneca Espinoza, Jr.	R-So.	6-1	215	11/2	11/2	2
28	Corbin Jackson OR	R-Sr.	6-0	205	9/7	30/27	0
3	Rion Davis	R-Jr.	6-0	190	11/9	22/10	0
BOUNDARY CORNERBACK							
24	Malik Matthews	R-Jr.	5-11	195	10/2	13/2	1
8	Jimmy Faulks	Jr.	6-1	185	11/6	20/6	0
STRONG SAFETY							
31	Elijah Benton	R-Jr.	6-1	205	11/4	11/4	4
27	Cheapell Morris	Jr.	6-2	200	0/0	0/0	0
FREE SAFETY							
13	Isaac Steele	So.	6-0	180	0/0	0/0	0
43	Benjamin Alexander	R-So.	6-1	185	10/0	10/0	0
FIELD CORNERBACK							
2	Jeremy Peters	Sr.	5-10	195	11/11	30/12	11
20	Bejour Wilson	R-Jr.	5-11	170	0/0	0/0	0

SPECIALISTS

#		ELIG	HT	WT	2017 GP/GS	CAREER GP/GS	CONSEC. STARTS
KICKER							
10	Alex Probert	Jr.	5-8	180	11/11	22/22	22
41	Aaron Peart	R-Jr.	6-2	200	0/0	0/0	0
PUNTER							
38	Aidan Alves	R-Fr.	6-1	220	0/0	0/0	0
41	Aaron Peart	R-Jr.	6-2	200	0/0	0/0	0
LONG SNAPPER							
51	Austin Mock	R-Fr.	6-2	230	0/0	0/0	0
48	David King	R-Sr.	6-1	220	11/0	28/0	0

#		ELIG	HT	WT	2017 GP/GS	CAREER GP/GS	CONSEC. STARTS
HOLDER							
8	Landon Brown	R-Fr.	6-1	210	0/0	0/0	0
38	Aidan Alves	R-Fr.	6-1	220	0/0	0/0	0
KICK RETURNER							
6	Ceneca Espinoza, Jr.	R-So.	6-1	215			
23	Frankie Hickson	R-Jr.	5-8	190			
25	Peyton Pickett	R-So.	5-10	210			
5	DJ Stubbs	So.	5-9	185			
PUNT RETURNER							
5	DJ Stubbs	So.	5-9	185			
82	B.J. Farrow	R-Sr.	6-1	190			
7	Damian King	R-Sr.	5-11	175			

CAREER STARTS BY POSTION



2017 OFFENSE GAME-BY-GAME STARTERS

Game	WR	WR	LT	LG	C	RG	RT	TE	WR	RB	QB
Baylor	Fitzgerald	Gandy-Golden	Lozano	Henderman	Sargeant	Duff	Crawford	Foutz	King	Mosley	Calvert
Morehead St.	Farrow	Matthews (RB)	Lozano	Henderman	Sargeant	Duff	Crawford	Kennedy (FB)	King	Hickson	Calvert
Indiana St.	Farrow	Jones	Lozano	Henderman	Sargeant	Duff	Crawford	Foutz	King	Mosley	Calvert
Jacksonville St.	Farrow	Gandy-Golden	Lozano	Henderman	Sargeant	Duff	Crawford	Foutz	King	Mosley	Calvert
Saint Francis	Farrow	Gandy-Golden	Lozano	Henderman	Sargeant	Duff	Isaacson	Foutz	King	Mosley	Calvert
Kennesaw St.	Farrow	Gandy-Golden	Lozano	Henderman	Sargeant	Duff	Crawford	Kennedy (FB)	King	Mosley	Calvert
Monmouth	Farrow	Gandy-Golden	Lozano	Henderman	Sargeant	Duff	Crawford	Foutz	King	Mosley	Calvert
Gardner-Webb	Farrow	Gandy-Golden	Lozano	Henderman	Sargeant	Duff	Crawford	Kennedy (FB)	Stubbs	Mosley	Calvert
Duquesne	Farrow	Gandy-Golden	Lozano	Henderman	Sargeant	Duff	Crawford	Foutz	King	Mosley	Calvert
Presbyterian	Farrow	Fitzgerald	Lozano	Henderman	Sargeant	Duff	Crawford	Foutz	Reddick	Mosley	Calvert
Charleston So.	Farrow	Gandy-Golden	Lozano	Passmore	Sargeant	Duff	Crawford	Foutz	King	Mosley	Calvert

2017 DEFENSE GAME-BY-GAME STARTERS

Defense	DE	DT	NG	RE	MLB	WLB	SPUR	CB	SS	FS	CB
Baylor	Brown	Avery	Storey	Wells	Irons	McGinty	Davis	Peters	Tillmon	Jackson	Matthews
Morehead St.	Brown	Avery	Storey	Wells	McKinney	McGinty	Davis	Peters	Tillmon	Jackson	Turner
Indiana St.	Brown	Avery	Storey	Wells	McKinney	King	Davis	Peters	Tillmon	Jackson	Turner
Jacksonville St.	Brown	Avery	Storey	Wells	McKinney	McGinty	Davis	Peters	Tillmon	Jackson	Faulks
Saint Francis	Brown	Avery	Storey	Wells	McKinney	McGinty	Davis	Peters	Tillmon	Jackson	Turner
Kennesaw St.	Brown	Avery	Storey	Wells	McKinney	McGinty	Davis	Peters	Tillmon	Jackson	Faulks
Monmouth	Brown	Avery	Mitchell	Wells	McKinney	McGinty	Jackson	Peters	Tillmon	Davis	Faulks
Gardner-Webb	Brown	Avery	Mitchell	Wells	McKinney	McGinty	Davis	Peters	Tillmon	Benton	Faulks
Duquesne	Brown	Avery	Mitchell	Wells	McKinney	McGinty	Davis	Peters	Tillmon	Benton	Faulks
Presbyterian	Brown	Avery	Mitchell	Wells	Irons	McGinty	Espinoza	Peters	Tillmon	Benton	Faulks
Charleston So.	Brown	Avery	Mitchell	Wells	Irons	McGinty	Espinoza	Peters	Tillmon	Benton	Matthews

NO.	NAME	YEAR	POS.	HT.	WT.	HOMETOWN	H.S./PREVIOUS
1	Lionell McConnell	R-So.	WR	5-11	195	Allen, Texas	Allen HS
2	Kevin Shaa	Jr.	WR	5-10	165	San Francisco, Calif.	McClymonds HS (City Coll. of S.F.)
2	Jeremy Peters	Sr.	CB	5-10	195	Green Cove Springs, Fla.	Clay HS
3	Johnny Huntley	R-So.	WR	6-3	235	Planation, Fla.	South Planation (Colorado)
3	Rion Davis	R-Jr.	S	6-0	190	Hopkins, S.C.	A.C. Flora HS
4	Mason Cunningham	Jr.	QB	6-0	200	Shelbyville, Tenn.	Shelbyville Central HS (NE Miss. C.C.)
4	Keith Best	R-Fr.	CB	6-2	180	Tucker, Ga.	Tucker HS
5	DJ Stubbs	So.	WR	5-9	185	Jacksonville, Fla.	University Christian School
5	Lucas Irons	R-Sr.	LB	6-0	215	Fort Lauderdale, Fla.	Coconut Creek HS
6	Ceneca Espinoza, Jr.	R-So.	SPUR	6-1	215	Arlington, Va.	Washington & Lee HS
7	Damian King	R-Sr.	WR	5-11	175	St. Petersburg, Fla.	Indian Rocks Christian School
7	Brandon Robinson	Fr.	QB	6-4	215	Maplewood, N.J.	Irvington HS
8	Landon Brown	R-Fr.	QB	6-1	210	Tulsa, Okla.	Lincoln Christian HS
8	Jimmy Faulks	Jr.	CB	6-1	185	St. Petersburg, Fla.	Lakewood HS
9	Kentory Matthews	R-Sr.	RB	5-8	180	Virginia Beach, Va.	Tallwood HS (Blinn)
10	Alex Probert	Jr.	K	5-8	180	Andover, Minn.	Andover HS
10	Hunter Goetz	Fr.	CB	6-1	165	Davie, Fla.	Miami Central Senior HS
11	Antonio Gandy-Golden	Jr.	WR	6-4	220	Dallas, Ga.	Paulding County HS
11	Jessie Lemonier	Jr.	DL	6-3	240	Hialeah, Fla.	Hialeah HS (Ventura College)
12	Stephen Calvert	Jr.	QB	6-2	180	Plantation, Fla.	Miami Carol City Senior HS
12	Brandon Tillmon	Jr.	LB	6-0	210	Lexington, S.C.	River Bluff HS
13	Isaac Steele	So.	S	6-0	180	Phoenix, Ariz.	Centennial HS (Mesa CC)
14	Solomon Ajayi	R-Jr.	LB	6-1	235	Plano, Texas	Liberty HS (Bakersfield)
15	Chris Barrett	So.	TE	6-3	245	Clearwater, Fla.	Countryside HS (ASA Miami)
15	Jayod Sanders	So.	DL	6-2	210	Tallahassee, Fla.	Leon HS
16	Mason Yost	Fr.	TE	6-4	235	Jacksonville, Fla.	The Bolles School
17	Khaleb Coleman	R-Fr.	WR	6-2	205	Washington, D.C.	Woodrow Wilson HS
17	Kedrick Bradley	R-Sr.	LB	5-11	230	Chattanooga, Tenn.	Hixson HS (Ventura)
18	Fidel Ogbeifun	So.	TE	6-2	240	Douglasville, Ga.	Douglas County HS
19	Sean Queen	Fr.	WR	5-11	175	Stockbridge, Ga.	Eagles Landing Chr. Acad.
20	Troy Henderson	Fr.	RB	5-10	180	Franklin, Tenn.	Independence HS
20	Bejour Wilson	R-Jr.	CB	5-11	170	Sa Lorenzo, Calif.	San Lorenzo HS (City Coll. of S.F.)
21	Mitchell Lewis	R-So.	FB	6-0	230	Auburn, Ala.	Lee-Scott Academy
21	Marcellous Harris	Fr.	SPUR	5-11	190	Charlotte, N.C.	Harding University HS
22	Kimani Donaldson	So.	CB	6-0	180	Jonesboro, Ga.	Mundy's Mill HS
23	Frankie Hickson	R-Jr.	RB	5-8	190	Lynchburg, Va.	Heritage HS
24	Malik Matthews	R-Jr.	CB	5-11	195	Jacksonville, Fla.	Potter's House Christian
25	Peyton Pickett	R-So.	RB	5-10	210	Arlington, Texas	Sam Houston HS (Trinity Valley CC)
26	DJ Skelton	Fr.	CB	6-1	170	Columbia, S.C.	Spring Valley HS
27	Cheapell Morris	Jr.	S	6-2	200	North Highlands, Calif.	Highlands HS (Sierra)
28	Corbin Jackson	R-Sr.	S	6-0	205	Charlotte, N.C.	Victory Christian Center School
29	Javon Scruggs	Fr.	CB	5-11	175	Appomattox, Va.	Appomattox HS
30	Michael Bollinger	So.	FB	5-11	230	Spartanburg, S.C.	Boiling Springs HS
30	Isaiah Contreras	R-Fr.	CB	5-9	170	Huntington Beach, Calif.	Northside Christian School
31	Brody Brumm	R-Fr.	WR	6-0	195	Winamac, Ind.	Winamac HS
31	Elijah Benton	R-Jr.	S	6-1	205	Philadelphia, Pa.	Liberty Christian Academy
32	Aaron Pierre	R-Fr.	SPUR	6-0	215	Tampa, Fla.	Cambridge Christian School
33	Frank Boyd	R-Fr.	RB	5-11	190	Chesterfield, Va.	Manchester HS
34	Joshua Mack	R-So.	RB	6-0	195	Pittsford, N.Y.	Pittsford-Mendon HS (Maine)
34	Devin Pearson	R-Jr.	DL	5-11	315	Liberty Township, Ohio	Lakota West HS (Mt. San Jac. Coll.)
35	Tyren Dupree	Fr.	LB	6-2	205	Leesburg, Ala.	Cherokee HS
36	Ricky Lester	Fr.	S	6-2	180	Houston, Texas	Saint Pius X HS
37	Amarii Jenkins	R-Fr.	LB	6-0	210	Ocala, Fla.	West Port HS
38	Aidan Alves	R-Fr.	P	6-1	220	Dillsburg, Pa.	Northern York HS
39	Lionell Johnson	R-So.	SPUR	6-0	200	Woodberry Forest, Va.	Woodberry HS
40	Zac Foutz	R-Jr.	TE	6-3	250	Roanoke, Va.	Cave Spring HS
41	Aaron Peart	R-Jr.	P	6-2	200	Purcellville, Va.	Loudoun Valley HS (Sierra College)

ALPHABETICAL ROSTER

No.	Name	Pos.
14	Solomon Ajayi	LB
43	Benjamin Alexander	S
38	Aidan Alves	P
55	Tolen Avery	DL
15	Chris Barrett	TE
98	Logan Beadles	DL
31	Elijah Benton	S
4	Keith Best	CB
64	Jacob Bodden	OL
30	Michael Bollinger	FB
59	Damian Bounds	OL
33	Frank Boyd	RB
52	Jared Bradley	DL
17	Kedrick Bradley	LB
8	Landon Brown	QB
31	Brody Brumm	WR
12	Stephen Calvert	QB
95	Emmanuel Cater	DL
50	Henry Chibueze	OL
86	Michael Chorowicz	WR
17	Khaleb Coleman	WR
30	Isaiah Contreras	CB
66	Ethan Crawford	OL
4	Mason Cunningham	QB
3	Rion Davis	S
22	Kimani Donaldson	CB
56	Dontae Duff	OL
35	Tyren Dupree	LB
94	Vincent Elefante	DL
96	Chris Escamilla	DL
46	Ryan Eshelman	TE
6	Ceneca Espinoza, Jr.	SPUR
82	B.J. Farrow	WR
8	Jimmy Faulks	CB
61	Ben Fiordelise	OL
40	Zac Foutz	TE
81	Noah Frith	WR
11	Antonio Gandy-Golden	WR
42	Dylan Gilfof	DL
10	Hunter Goetz	CB
52	Jonathan Graham	OL
47	Remington Green	LB
21	Marcellous Harris	SPUR
20	Troy Henderson	RB
23	Frankie Hickson	RB
3	Johnny Huntley	WR
90	Mitchell Hurtado	DL
5	Lucas Irons	LB
73	Sam Isaacson	OL
28	Corbin Jackson	S

NO.	NAME	YEAR	POS.	HT.	WT.	HOMETOWN	H.S./PREVIOUS
42	Dylan Gilfooy	R-Jr.	DL	6-5	260	Brentwood, Calif.	Liberty HS (Diablo Valley CC)
43	Benjamin Alexander	R-So.	S	6-1	185	Spring Mills, Pa.	Penns Valley HS
44	Austin Lewis	Fr.	DL	6-6	230	Jonesborough, Tenn.	David Crockett HS
46	Ryan Eshleman	Fr.	TE	6-6	250	Myerstown, Pa.	Eastern Lebanon County HS
47	Remington Green	So.	LB	6-0	220	King George, Va.	King George HS
48	David King	R-Sr.	LB	6-1	220	Stuarts Draft, Va.	Riverheads HS
49	Christian Launius	R-Fr.	LB	5-11	215	Mocksville, N.C.	Davidson Day HS (James Madison)
50	Henry Chibueze	Fr.	OL	6-3	340	Woodbridge, Va.	Woodbridge HS
50	Vincent Mangogna	R-So.	LB	6-0	210	Medford, N.Y.	Patchogue-Medford HS
51	Austin Mock	R-Fr.	LS	6-2	230	Lynchburg, Va.	Liberty Christian Academy
52	Jonathan Graham	Fr.	OL	6-5	325	La Plata, Md.	La Plata HS
52	Jared Bradley	R-Fr.	DL	6-3	235	Fredericksburg, Va.	Homeschooled
54	Juwan Wells	Sr.	DL	6-2	260	Dublin, Ga.	Dublin HS
55	Brendan Schlittler	Fr.	OL	6-5	305	Eureka, Mo.	Eureka HS
55	Tolen Avery	R-Sr.	DL	6-3	295	Galveston, Texas	Ball HS
56	Dontae Duff	R-Jr.	OL	6-1	330	Mesquite, Texas	Ralph H. Poteet HS
57	Jonah Williams	Fr.	K	5-11	180	Harrisburg, Pa.	Susquehanna Township HS
58	Thaddius Watson	R-So.	DL	6-0	255	Arlington, Texas	James Bowie HS (Graceland)
59	Damian Bounds	R-So.	OL	6-1	300	Ellenwood, Ga.	Stockbridge HS
61	Ben Fiordelise	R-Sr.	OL	6-3	325	Kalona, Iowa	Mid-Prairie HS
64	Jacob Bodden	Fr.	OL	6-5	320	Hoover, Ala.	Hoover HS
65	Thomas Sargeant	R-So.	OL	6-1	290	Mechanicsville, Va.	Atlee HS
66	Ethan Crawford	Jr.	OL	6-4	300	Augusta, Ga.	Aquinas HS
68	Tristan Schultz	So.	OL	6-4	295	Culver, Ind.	Culver Community HS (Fork Union)
72	James Passmore	R-Sr.	OL	6-5	290	Dallas, N.C.	North Gaston HS
73	Sam Isaacson	R-Jr.	OL	6-7	315	Lynchburg, Va.	Liberty Christian Academy
74	Julio Lozano	R-Sr.	OL	6-3	300	Bellaire, Texas	Bellaire HS (Kilgore College)
76	Nate Pena	R-Fr.	OL	6-1	335	Moorestville, N.C.	Lake Norman HS
77	Cooper McCaw	R-Fr.	OL	6-5	275	Southlake, Texas	Grapevine Faith CS
79	John Kourtis	Fr.	OL	6-3	285	St. Catharines, Ontario	Canada Prep
81	Noah Frith	Fr.	WR	6-4	180	Woodstock, Ga.	Woodstock HS
82	B.J. Farrow	R-Sr.	WR	6-1	190	Lynchburg, Va.	Liberty Christian Academy
83	Josh Tully	R-Jr.	WR	5-10	175	Vancouver, Wash.	Kingsway Christian HS
84	JT Wood	Fr.	WR	6-2	200	Jacksonville, Fla.	Creekside HS
86	Michael Chorowicz	R-So.	WR	5-11	175	Kohler, Wis.	Sheboygan Lutheran HS
87	Rudiger Yearick	R-So.	WR	6-3	195	Matthews, N.C.	Metrolina Christian Academy
88	Jerome Jackson	R-Fr.	TE	6-3	240	Fort Worth, Texas	Timber Creek HS
89	David Jeremiah	R-So.	WR	6-0	185	San Diego, Calif.	Christian HS
90	Mitchell Hurtado	Sr.	DL	6-2	280	Anaheim, Calif.	Loara HS (Fullerton)
92	Mason Wolk	R-Fr.	DL	6-1	250	Bedford, Va.	Liberty Christian Academy
94	Vincent Elefante	Jr.	DL	6-4	285	Upland, Calif.	Upland HS (Chaffey College)
95	Emmanuel Cater	Fr.	DL	6-1	275	Hiram, Ga.	Hiram HS
96	Chris Escamilla	R-Jr.	DL	6-2	225	Stafford, Va.	Stafford Senior HS
97	Elisha Mitchell	So.	DL	6-3	315	Virginia Beach, Va.	Bayside HS
98	Logan Beadles	Fr.	DL	6-3	305	Piedmont, Ala.	Piedmont HS
99	Ralfs Rusins	R-Jr.	DL	6-5	315	Carnikava, Latvia	Riga Hansa Secondary School

ALPHABETICAL ROSTER		
No.	Name	Pos.
88	Jerome Jackson	TE
37	Amarii Jenkins	LB
89	David Jeremiah	WR
39	Lionell Johnson	SPUR
7	Damian King	WR
48	David King	LB
79	John Kourtis	OL
49	Christian Launius	LB
11	Jessie Lemonier	DL
36	Ricky Lester	S
44	Austin Lewis	DL
21	Mitchell Lewis	FB
74	Julio Lozano	OL
34	Joshua Mack	RB
50	Vincent Mangogna	LB
9	Kentory Matthews	RB
24	Malik Matthews	CB
77	Cooper McCaw	OL
1	Lionell McConnell	WR
97	Elisha Mitchell	DL
51	Austin Mock	LS
27	Cheapell Morris	S
18	Fidel Ogbeifun	TE
72	James Passmore	OL
34	Devin Pearson	DL
41	Aaron Peart	P
76	Nate Pena	OL
2	Jeremy Peters	CB
25	Peyton Pickett	RB
32	Aaron Pierre	SPUR
10	Alex Probert	K
19	Sean Queen	WR
7	Brandon Robinson	QB
99	Ralfs Rusins	DL
15	Jayod Sanders	DL
65	Thomas Sargeant	OL
55	Brendan Schlitter	OL
68	Tristan Schultz	OL
29	Javon Scruggs	CB
2	Kevin Shaa	WR
26	DJ Skelton	CB
13	Isaac Steele	S
5	DJ Stubbs	WR
12	Brandon Tillmon	LB
83	Josh Tully	WR
58	Thaddius Watson	DL
54	Juwan Wells	DL
57	Jonah Williams	K
20	Bejour Wilson	CB
92	Mason Wolk	DL
84	JT Wood	WR
87	Rudiger Yearick	WR
16	Mason Yost	TE

Pronunciation Guide

- 2 Kevin Shaa (like AH)
- 3 Rion (Ryan) Davis
- 10 Hunter Goetz (Gets)
- 11 Jessie Lemonier (Lemon-YAY)
- 14 Solomon Ajayi (Ah-JYE-EE like "eye")
- 15 Jayod (JAY-odd) Sanders
- 17 Khaleb (Caleb) Coleman
- 17 Kedrick (KED-drick) Bradley
- 18 Fidel (Fa-DELL) Ogbeifun (Oh-BAY-fun)
- 20 Bejour (BAY-jour) Wilson
- 22 Kimani (Keh-MON-EE) Donaldson
- 24 Malik (muh-LEAK) Matthews
- 27 Cheapell (Sha-PELL) Morris
- 29 Javon (Juh-VON) Scruggs
- 30 Michael Bollinger (Bowl-IN-ger)
- 35 Tyren (Tie-REN) Dupree (Do-PREE)
- 37 Amarii (Uh-MAR-EE) Jenkins
- 38 Aidan (Aid-IN) Alves (Alvs)
- 41 Aaron Peart (Purt - like hurt)
- 46 Ryan Eshleman (Esh-EL-man)
- 49 Christian Launius (Lawn-EE-us)
- 50 Henry Chibueze (Hard C-H, CHI-BOOZE-EE)
- 50 Vincent (Vinny) Mangogna (MAN-GOG-nuh)
- 55 Brendan Schlittler (SHLIT-ler)
- 56 Dontae (Don-TAY) Duff
- 61 Ben Fiordelise (FEE-or-duh-LEASE)
- 64 Jacob Bodden (Bod-IN)
- 79 John Kourtis (COURT-is)
- 86 Michael Chorowicz (CORE-OH-witz)
- 87 Rudiger (RUD) Yearick (YEAR-ick)
- 90 Mitchell Hurtado (HER-todd-OH)
- 92 Mason Wolk (Walk)
- 94 Vincent Elefante (EL-ah-FAWN-TAY)
- 96 Chris Escamilla (ES-cah-ME-ah)
- 97 Elisha (E-LIE-Sha) Mitchell
- 99 Ralfs (Ralphs) Rusins (ROO-sins)

RADIO AFFILIATES

Flagship Station:

Journey FM (88.3 FM WRVL)

Network Affiliates:

Virginia

Charlottesville – 97.1 FM
 Clifton Forge – 90.9 FM
 Marion – 94.7 FM
 Newport News – 96.9 FM
 Pulaski/Roanoke – 106.5 FM
 Richmond – 94.9 FM
 Shenandoah Valley – 95.5 FM
 Suffolk – 107.3 FM
 Virginia Beach – 98.3 FM
 Williamsburg – 100.1 FM
 Wytheville – 101.9 FM

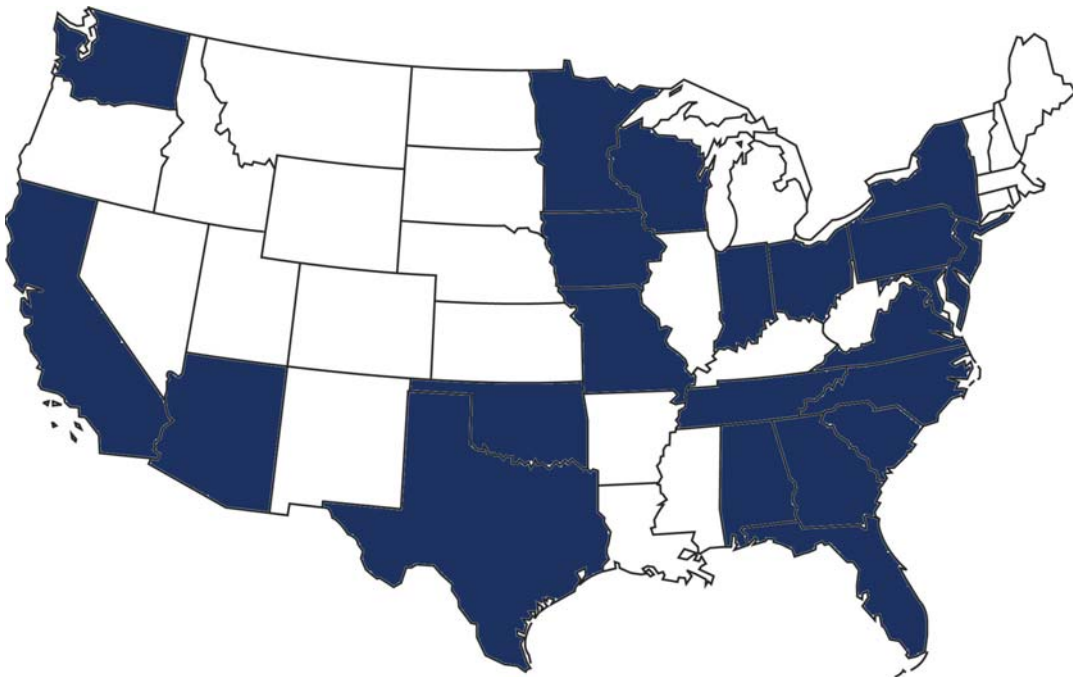
North Carolina

Elizabeth City – 88.3 FM
 Norlina – 94.3 FM
 Roanoke Rapids – 91.1 FM
 Rocky Mount – 107.3 FM
 Zebulon – 90.5 FM



DATE	OPPONENT	TIME/ RESULT	RADIO	TV
Sept. 1	Old Dominion	6 p.m.		
Sept. 8	at Army	Noon		
Sept. 15	Norfolk State	6 p.m.		
Sept. 22	North Texas	6 p.m.		
Sept. 29	at New Mexico	6 p.m.		
Oct. 6	at New Mexico State	8 p.m.		
Oct. 13	Troy	2 p.m.		
Oct. 20	Idaho State	2 p.m.		
Nov. 3	at UMass	3:30 p.m.		
Nov. 10	at Virginia	TBA		
Nov. 17	at Auburn	TBA		
Nov. 24	New Mexico State	2 p.m.		

PLAYERS BY HOME STATE/COUNTRY



Virginia	19
Florida	16
Georgia	10
Texas	10
California	8
North Carolina	6
Pennsylvania	5
Alabama	4
South Carolina	4
Tennessee	4
Indiana	2
New York	2
Arizona	1
District of Columbia	1
Iowa	1
Maryland	1
Minnesota	1
Missouri	1
New Jersey	1
Ohio	1
Oklahoma	1
Washington	1
Wisconsin	1
Canada	1
Latvia	1



YEAR AT LIBERTY	Seventh
ALMA MATER	North Texas '90
WIFE	Gayle
CHILDREN	Jordan, Margaux

4 FCS Conference Titles

2014 NCAA FCS PLAYOFFS APPEARANCE
(1ST IN PROGRAM HISTORY)

2007 MAC COACH OF THE YEAR

THE GILL FILE

HEAD COACH

	Overall		Conference	
	W	L	W	L
2018 - Liberty	0	0	0	0
2017 - Liberty	6	5	2	3
2016 - Liberty	6	5	4	1
2015 - Liberty	6	5	3	3
2014 - Liberty	9	5	4	1
2013 - Liberty	8	4	4	1
2012 - Liberty	6	5	5	1
2011 - Kansas	2	10	0	9
2010 - Kansas	3	9	1	7
2009 - Buffalo	5	7	3	5
2008 - Buffalo	8	6	5	3
2007 - Buffalo	5	7	5	3
2006 - Buffalo	2	10	1	7
Career Totals	66	78	37	44
Liberty Totals	41	29	22	10

Since taking over Liberty's football program, head football coach Turner Gill has elevated Liberty's championship tradition to the next level.

Gill has guided the Flames to four Big South titles during his first six seasons on Liberty Mountain (2012-14 and 2016). The successful five-year run was spotlighted when he led Liberty into uncharted waters in 2014, leading the program to its first-ever trip to the NCAA FCS Playoffs.

Gill was also selected the top Division I coach in Virginia by the Virginia Sports Information Directors (VaSID), the second for any head football coach in program history.

In his last 11 seasons as head coach at three different programs, Gill has led his teams to a first-place conference finish at year's end six times (2007, 2008, 2012, 2013, 2014 and 2016).

Gill's achievements throughout his playing and coaching career have been impressive:

Coaching Accolades

- » Big South Conference Champions - 2012, 2013, 2014, 2016
- » 2014 Bobby Ross and VaSID Division I State Coach of the Year
- » 2014 NCAA FCS Playoffs Appearance - First in Liberty history
- » Coached 2016 NFL Defensive Player of the Year, Khalil Mack, at Buffalo
- » Coached 10 All-Big 12 Honorees
- » 2008 MAC Champions/International Bowl
- » 2007 MAC Coach of the Year
- » Three national championships - 1994, 1995, 1996
- » Coached All-America QBs Tommy Frazier (1995) and Heisman Trophy Winner Eric Crouch (2001)

Playing Accolades

- » 1983 Heisman Trophy Finalist (Finished 4th)
- » 1983 Novak Trophy Winner
- » Career Passing: 231-of-428, 3,317 yards, 34 TDs, 11 INTs
- » Career Rushing: 290 carries, 1,593 yards, 18 TDs
- » Nebraska Football Hall of Fame Inductee (1989)
- » Three straight Orange Bowl appearances
- » Orange Bowl Hall of Fame Inductee (2006)
- » All-Big Eight selection at shortstop
- » Selected in the MLB Draft by the Chicago White Sox in 1979 and the New York Yankees in 1983
- » Signed free agent contract with the Cleveland Indians in 1986
- » Played for A Waterloo Indians in 1986
- » Played two seasons in the CFL for the Montreal Concordes

HEAD COACHING RECORD BY MONTH

Year	Aug.	Sept.	Oct.	Nov.	Dec./Jan.
LU: 2018	0-0	0-0	0-0	0-0	0-0
LU: 2017	0-0	3-2	1-2	2-1	0-0
LU: 2016	0-0	1-3	4-0	1-2	0-0
LU: 2015	0-0	2-2	2-2	2-1	0-0
LU: 2014	0-1	3-1	2-1	4-1	0-1
LU: 2013	0-1	3-1	1-2	4-0	0-0
LU: 2012	0-0	0-4	3-1	3-0	0-0
KU: 2011	0-0	2-1	0-5	0-4	0-0
KU: 2010	0-0	2-2	0-4	1-3	0-0
UB: 2009	0-0	1-3	2-2	2-2	0-0
UB: 2008	1-0	1-3	2-1	3-1	1-1
UB: 2007	0-1	1-3	3-1	1-2	0-0
UB: 2006	1-0	0-3	0-4	1-3	0-0
Totals	2-3	19-28	20-25	24-20	1-2



@LibertyTGill

The Road to Liberty



Liberty
HEAD COACH
2012 - Present



Kansas
HEAD COACH
2010-11



Buffalo
HEAD COACH
2006-09



Green Bay Packers
DIR. OF PLAYER DEVELOPMENT
2005



Nebraska
ASST. HEAD COACH
1992-04



Nebraska
GRADUATE ASSISTANT
1990-92



North Texas
GRADUATE ASSISTANT
1989


OFFENSE/SPEC. TEAMS



JOE DAILEY (Booth)
Offensive Coordinator/Quarterbacks
Hometown: Freehold, N.J.
Alma Mater: North Carolina, '07
Year in Coaching: 11
Wife: Carrie
Children: Stella June,
Noah Hansen & Myles Joseph



SCOTT DOWNING (Field)
Special Teams Coordinator/Tight Ends & Fullbacks
Hometown: Parkville, Mo.
Alma Mater: Sterling College, '79
Year in Coaching: 39
Wife: Karen
Children: Matthew, Andrew &
Zachary



AARON STAMM (Field)
Offensive Line
Hometown: Madison, Wis.
Alma Mater: MSU Mankato, '02
Year in Coaching: 19
Wife: Courtney
Children: Rylan, Jackson &
Cooper



KYLE DEARMON (Field)
Wide Receivers
Hometown: Clearwater, Fla.
Alma Mater: Liberty, '10
Year in Coaching: 6



MIKE BROWN (Field)
Running Backs
Hometown: Charlottesville, Va.
Alma Mater: Liberty, '11
Year in Coaching: 3

DEFENSE



ROBERT WIMBERLY (Field)
Defensive Coordinator/Safeties
Hometown: Miami, Fla.
Alma Mater: Alabama A&M, '02
Year in Coaching: 17
Wife: Tracie
Children: Bianca & Josiah



VANTZ SINGLETARY (Field)
Co-Defensive Coordinator/Defensive Line
Hometown: Houston, Texas
Alma Mater: Kansas State, '90
Year in Coaching: 27
Wife: Shawndra
Children: Courtney, Lashea,
Briauna & Keona



JOSH BOOKBINDER (Booth)
Linebackers
Hometown: San Antonio, Texas
Alma Mater: Baylor, '09
Year in Coaching: 12
Wife: Ashley
Child: Grant



MARSHALL ROBERTS (Booth)
Defensive Backs and Corners
Hometown: Abington, Pa.
Alma Mater: Rutgers, '93
Year in Coaching: 25
Wife: Alicia
Children: Tripp, McKenzie &
Micah



AARON WILKINS (Field)
SPURS and Nickels
Hometown: Oakhurst, Calif.
Alma Mater: Fresno State, '07
Year in Coaching: 11
Wife: Carissa

RUNNING BACKS



Kentory
MATTHEWS - RB

R-Sr. - 5-8 - 180

Virginia Beach, Va. (Tallwood HS/Blinn)

9

- Rushed for 226 yards on 31 carries during his first season as a Flame in 2017, averaging 7.3 yards per attempt and scoring two touchdowns
- Posted his first 100-yard game as a Flame, finishing the Morehead State game, Sept. 9, 2017, with 13 carries for 103 yards and two touchdowns
- Averaged 10.0 yards per carry against St. Francis (Pa.) (5 carries/50 yards), Sept. 30, 2017
- Finished the Presbyterian game with five carries for 66 yards, averaging 13.2 rushing yards per carry, Nov. 11, 2017
- Transfer from Blinn College in Brenham, Texas

MATTHEWS'S CAREER STATS

RUSHING	G	Att	Yds	TD	Lg	Avg/C
2017	10	31	226	2	45	7.3
2018						
TOTAL	10	31	226	2	45	7.3

MATTHEWS'S CAREER HIGHS

Touchdowns:	2, Morehead State, 09-09-17
Rush attempts:	13, Morehead State, 09-09-17
Rush yards:	103, Morehead State, 09-09-17 (13 carries)
Rush TDs:	2, Morehead State, 09-09-17
Long rush:	45, Presbyterian, 11-11-17



Frankie
HICKSON - RB

R-Jr. - 5-8 - 190

Lynchburg, Va. (Heritage HS)

23

- Liberty's active career leader in rushing yards (875) and kickoff return yards (1,284)
- 2016 and 2017 Big South second-team all-conference (kickoff return specialist)
- Ranked second in the Big South in 2017 in kickoff return average (21.4 yards per return) and fifth in all-purpose yards (106.6 yards per game)
- Opened the 2017 Presbyterian game with an 84-yard kickoff return, helping him earn Big South Special Teams Player of the Week honors
- Finished 2016 season with 707 total kickoff return yards, second most in program history
- Recorded his first career 100-yard rushing game, scoring first two touchdowns of his career against Jacksonville in 2016
- His 99-yard kickoff return TD at Kennesaw State in 2016 was the longest kickoff return in program history

HICKSON'S CAREER STATS

RUSHING	G	Att	Yds	TD	Lg	Avg/C
2016	11	94	450	4	45	4.8
2017	11	100	375	2	28	3.8
2018						
TOTAL	22	194	825	6	45	4.3

KICK RETURNS

	G	No.	Yds	TD	Lg	Avg/R
2016	11	28	707	1	99	25.2
2017	11	27	577	0	84	21.4
2018						
TOTAL	22	55	1284	1	99	23.3

HICKSON'S CAREER HIGHS

Touchdowns:	2, Jacksonville, 09-10-16
Rush attempts:	18, Duquesne, 11-04-17
Rush yards:	116, Jacksonville, 09-10-16 (14 carries)
Rush TDs:	2, Jacksonville, 09-10-16
Long rush:	45, Monmouth, 10-22-16
All-purpose yards:	215, Presbyterian, 11-11-17
Kick return yards:	142, at Coastal Carolina, 11-17-16 (7 returns)
Long kick return:	99, at Kennesaw State, 10-15-16



Frank
BOYD - RB


R-Fr. - 5-11 - 190

Chesterfield, Va. (Manchester HS)

33

- Redshirted during 2017 season
- Received team's Samkon Gado award during spring practice in 2018, given to the most improved offensive player
- Three-year letterwinner during his high school career, including his final two years at Manchester High School in Chesterfield, Va.
- Named conference player of the year following his senior season of high school where he rushed for 1,615 yards and 20 touchdowns
- First-team all-region and all-state as a senior
- Participated in Big River Rivalry All-Star game

FULLBACKS/TIGHT ENDS



Fidel
OGBEIFUN - TE
So. - 6-2 - 240
Douglasville, Ga. (Douglas County HS)

18

- Saw playing time in seven of Liberty's 11 games as a redshirt freshman in 2017
- Finished the 2017 season with one reception for 29 yards against Morehead State

OGBEIFUN'S CAREER STATS

RECEIVING	G	Rec	Yds	TD	Lg	Avg/C
2017	7	1	29	0	29	29.0
2018						
TOTAL	7	1	29	0	29	29.0

OGBEIFUN'S CAREER HIGHS

Receptions:	1, Morehead State, 09-09-17
Receiving yards:	29, Morehead State, 09-09-17
Long reception:	29, Morehead State, 09-09-17



Michael
BOLLINGER - FB
So. - 5-11 - 230
Spartanburg, S.C. (Boiling Springs HS)

30

- Saw playing time in six games as a freshman in 2017, including four of Liberty's five Big South contests
- Graduate of Boiling Springs High School
- Three-year letterwinner in high school
- Two-time all-region selection
- All-state selection as a senior, finishing the year with 75 receptions for 1,050 yards and 15 touchdowns
- Also earned all-region and all-state honors as a baseball player
- Named to the North/South All-Star team as a senior after finishing the year with a .405 batting average, 19 doubles and 10 home runs



Mitchell
LEWIS - FB
R-So. - 6-0 - 230
Auburn, Ala. (Lee-Scott Academy)

21

- Saw playing time in all 11 games as a redshirt freshman in 2017
- Finished the 2017 season with 10 carries for 35 yards, with all 10 carries coming against Morehead State
- Finished his senior season at Lee-Scott Academy with 2,773 all-purpose yards and 34 touchdowns, rushing for 1,913 yards and 31 touchdowns on 217 carries
- Named to the AISA All-Star team as a senior while receiving first-team all-area honors
- AISA state record holder in the discus
- Father, Brian, was a letterwinner in football at Colorado, playing offensive guard during the 1984 season

LEWIS'S CAREER STATS

RUSHING	G	Att	Yds	TD	Lg	Avg/C
2017	11	10	35	0	11	3.5
2018						
TOTAL	11	10	35	0	11	3.5

LEWIS'S CAREER HIGHS

Rush attempts:	10, Morehead State, 09-09-17
Rush yards:	35, Morehead State, 09-09-17 (10 carries)
Long rush:	11, Morehead State, 09-09-17



Zac
FOUTZ - TE
R-Jr. - 6-3 - 250
Roanoke, Va. (Cave Spring HS)

40

- Saw playing time in all 11 games in 2017, starting six contests
- Made his first career start at tight end during the 2017 season opener at Baylor, catching one pass for six yards
- Hauled in a career-long 23-yard catch against Indiana State in 2017
- His first career catch resulted in a one-yard TD reception against Robert Morris on 10-1-16
- Mother, Andrea Foutz, played basketball at Winthrop
- Father, Ben Foutz, played football at Lenoir-Rhyne
- Grandfather, Lewis Lucas, played football at Chowan

FOUTZ'S CAREER STATS

RECEIVING	G	Rec	Yds	TD	Lg	Avg/C
2016	10	1	1	1	1	1.0
2017	11	5	51	0	23	10.2
2018						
TOTAL	21	6	52	1	23	8.7

FOUTZ'S CAREER HIGHS

Receptions:	2, Saint Francis (Pa.), 09-30-17
Receiving yards:	23, Indiana St., 09-16-17
Receiving TDs:	1, Robert Morris, 10-01-16
Long reception:	23, Indiana St., 09-16-17

WIDE RECEIVERS



Antonio GANDY-GOLDEN - WR
Jr. - 6-4 - 220
 Dallas, Ga. (Paulding County HS)

11

- 2018 Team Captain
- 2017 Big South All-Conference first team
- 2017 VaSID All-State second team
- Led the Big South in receiving yards (1,066) and receptions (69), despite missing one game in 2017
- Became the first Liberty sophomore to record a 1,000-yard receiving season
- Seventh 1,000-yard receiver in program history (1,066 yards in 2017)
- Tied for the Big South lead in touchdown receptions in 2017 (10)
- If Liberty were eligible for the NCAA FCS stats rankings last year, Gandy-Golden would have ranked ninth in the country in receiving yards per game (106.6)
- Liberty's active leader with 1,381 career receiving yards
- Finished the 2017 Baylor game with 192 receiving yards and two touchdowns, the fifth highest single-game receiving total in program history
- Posted his second career 100-yard game with seven receptions for 171 yards and a touchdown against Indiana State, Sept. 16, 2017
- Reached the 100-yard mark for the third time in 2017, finishing the Jacksonville State game with seven receptions for 126 yards
- Opened Big South play with a four-catch, 89-yard game with 1 TD against Kennesaw State, Oct. 14, 2017
- Posted his fourth 100-yard game of the 2017 season at Monmouth, finishing with nine receptions for 127 yards and two touchdowns
- Led the Flames in receiving yards at Gardner-Webb, Oct. 28, 2017, recording his fifth career 100-yard game with four receptions for 123 yards and a touchdown
- Closed out the 2017 season with 10 receptions for 113 yards and two touchdowns against Charleston Southern
- Had breakout game in 2016 season finale at No. 16 Coastal Carolina, catching four passes for 94 yards, including a 38-yard touchdown reception

GANDY-GOLDEN'S CAREER STATS

RECEIVING	G	Rec	Yds	TD	Lg	Avg/C
2016	11	21	315	3	47	15.0
2017	10	69	1066	10	55	15.4
2018						
TOTAL	21	90	1381	13	55	15.3

GANDY-GOLDEN'S CAREER HIGHS

Touchdowns:	2, 3 times
Receptions:	13, at Baylor, 09-02-17
Receiving yards:	192, at Baylor, 09-02-17 (13 receptions)
Receiving TDs:	2, 3 times
Long reception:	55, at Jacksonville St., 09-23-17



B.J. FARROW - WR
R-Sr. - 6-1 - 190
 Lynchburg, Va. (Liberty Christian Academy)

82

- Tops Liberty's offensive players with 31 career starts
- Liberty's active career leader in receptions (94) and touchdown receptions (15)
- Would have tied for No. 13 in the country in touchdown receptions last year if Liberty's players were eligible to be ranked in the national statistics
- Missed the 2017 season opener at Baylor pending a review of his eligibility
- Finished the Morehead State game with 177 yards and three touchdowns, on Sept. 9, 2017, tying the program record for single-game receiving TDs while picking up his first 100-yard receiving game since totaling 101 yards at Southern Illinois, Sept. 26, 2015, going 19 games between 100-yard contests
- Two of his four receptions against Indiana State on Sept. 16, 2017 were for touchdowns
- His 65-yard touchdown reception against Jacksonville State on Sept. 23, 2017 pushed him over the 1,000 career receiving yards mark
- Posted the third 100-yard game of his career and second of 2017, recording three receptions for 126 yards and tying a career long reception with a 76-yard touchdown play at Monmouth (10-21-17)
- Led the team and ranked third in the Big South in yards per reception (17.8) during the 2017 season
- In 2017, became the fourth Flame ever to catch 10+ TD passes in a season and the first since Darrin Peterson in 2014
- Posted his first career 100-yard game at Southern Illinois on 9-26-15, totaling 101 yards on eight receptions

FARROW'S CAREER STATS

RECEIVING	G	Rec	Yds	TD	Lg	Avg/C
2015	11	32	448	2	40	14.0
2016	11	30	281	3	24	9.4
2017	10	32	571	10	76	17.8
2018						
TOTAL	32	94	1300	15	76	13.8

FARROW'S CAREER HIGHS

Touchdowns:	3, Morehead State, 09-09-17
Receptions:	8, at Southern Illinois, 09-26-15
Receiving yards:	177, Morehead State, 09-09-17 (6 receptions)
Receiving TDs:	3, Morehead State, 09-09-17
Long reception:	76, Morehead State, 09-09-17 ; Monmouth 10-21-17

WIDE RECEIVERS



**Lionell
McCONNELL - WR**
R-Sr. - 5-11 - 195
Allen, Texas (Allen HS)

1

- Saw playing time during Liberty's season-opening win at Baylor in 2017, finishing the contest with one reception for 12 yards
- Missed the remainder of the season due to an injury
- Letterwinner from Allen High School in Allen, Texas, where he played as a senior
- Finished his senior year with 767 receiving yards and nine touchdowns
- Earned first-team all-district honors as a senior
- Three-year letterwinner at Winton Woods High School in Cincinnati, Ohio, playing both quarterback and wide receiver
- Cousin, John Conner, was a running back for the New York Jets (2010-12, 2014), Cincinnati Bengals (2012), and New York Giants (2013)

McCONNELL'S CAREER STATS

RECEIVING	G	Rec	Yds	TD	Lg	Avg/C
2017	1	1	12	0	12	12.0
2018						
TOTAL	1	1	12	0	12	12.0

McCONNELL'S CAREER HIGHS

Receptions:	1, at Baylor, 09-02-17
Receiving yards:	12, at Baylor, 09-02-17
Long reception:	12, at Baylor, 09-02-17



**Damian
KING - WR**
R-Sr. - 5-11 - 175
St. Petersburg, Fla. (Indian Rocks Christian School)

7

- Ranked second on Liberty's roster with 66 receptions for 669 yards during 2017 season
- Has been a versatile performer during his first two-plus seasons, totaling 90 receptions, seven carries, 22 kickoff returns, five punt returns and two touchdown passes
- Posted his first career double-digit receptions game (10) while adding 66 receiving yards during the season opener at Baylor, Sept. 2, 2017
- One of Stephen Calvert's top targets against Indiana State on Sept. 16, 2017, finishing with a career-high 11 receptions for 90 yards and a touchdown
- Finished the Monmouth game with six receptions for 83 yards and a touchdown catch, Oct. 21, 2017
- Posted his first career 100-yard game, leading the Flames with eight receptions for 108 yards and a touchdown at Gardner-Webb, Oct. 28, 2017

KING'S CAREER STATS

RECEIVING	G	Rec	Yds	TD	Lg	Avg/C
2015	10	18	161	0	29	8.9
2016	6	6	45	0	13	7.5
2017	11	66	669	4	42	10.1
2018						
TOTAL	27	90	875	4	42	9.7

PUNT RETURNS

	G	No.	Yds	TD	Lg	Avg/R
2015	10	0	0	0	0	0.0
2016	6	5	39	0	17	7.8
2017	10	0	0	0	0	0.0
2018						
TOTAL	26	5	39	0	17	7.8

KING'S CAREER HIGHS

Touchdowns	1, 4 times
Receptions:	11, Indiana St., 09-16-17
Receiving yards:	108, at Gardner-Webb, 10-28-17 (8 receptions)
Receiving TDs:	1, 4 times
Long reception:	42, Morehead State, 09-09-17



**DJ
STUBBS - WR**
So. - 5-9 - 185
Jacksonville, Fla. (University Christian School)

5

- Saw playing time in all 11 games during his true freshman season in 2017
- Finished the year with seven receptions for 50 yards
- Led the team with 17 punt returns for 115 yards (6.8 yards per return)
- Also added two kickoff returns for 83 yards
- Three receptions for 19 yards during Liberty's season-opening win at Baylor, Sept. 2, 2017
- Made an impact in the return game against Morehead State on Sept. 9, 2017, including a 71-yard kickoff return and a 32-yard punt return

STUBBS'S CAREER STATS

RECEIVING	G	Rec	Yds	TD	Lg	Avg/C
2017	11	7	50	0	12	7.1
2018						
TOTAL	11	7	50	0	12	7.1

KICK RETURNS

	G	No.	Yds	TD	Lg	Avg/R
2017	11	2	83	0	71	41.5
2018						
TOTAL	11	2	83	0	71	41.5

PUNT RETURNS

	G	No.	Yds	TD	Lg	Avg/R
2017	11	17	115	0	32	6.8
2018						
TOTAL	11	17	115	0	32	6.8

STUBBS'S CAREER HIGHS

Receptions:	3, at Baylor, 09-02-17
Receiving yards:	20, Presbyterian, 11-11-17 (2 receptions)
Long reception:	12, Presbyterian, 11-11-17
Long kick return:	71, Morehead State, 09-09-17
Long punt return:	32, Morehead State, 09-09-17

OFFENSIVE LINEMEN



Dontae DUFF - OL
R-Jr. - 6-1 - 330
Mesquite, Texas (Ralph H. Poteet HS)

56

- 2016 HERO Sports FCS Freshman All-America team 2018 Team Captain
- 2016 and 2017 Big South second-team all-conference
- 2016 VaSID all-state second team; 2017 VaSID all-state first team
- Has started all 22 games during the 2016 and 2017 seasons (5 LG, 4 C, 13 RG)



Thomas SARGEANT - OL
R-So. - 6-1 - 290
Mechanicsville, Va. (Atlee HS)

65

- Has started at center during his first 11 collegiate games
- Redshirted during the 2016 season
- First team all-conference and second team all-region as a senior at Atlee High School in 2015



Ethan CRAWFORD - OL
Jr. - 6-4 - 300
Augusta, Ga. (Aquinas HS)

66

- Started 10 of 11 games at right tackle in 2017, missing the St. Francis (Pa.) game due to an injury
- Made eight appearances during his true freshman season (2016), including three starts (2 - LG, 1 - RG)



Tristan SCHULTZ - OL
So. - 6-4 - 295
Culver, Ind. (Culver Community HS/Fork Union)

68

- Saw playing time in nine of 11 games during his true freshman season as a reserve offensive lineman
- Father, Troy, played football at Ball State, earning All-MAC first-team honors at defensive tackle in 1986 and second-team accolades in 1987



James PASSMORE - OL
R-Sr. - 6-5 - 290
Dallas, N.C. (North Gaston HS)

72

- 2018 Team Captain
- Saw playing time in six games in 2017, including a start at LG against Charleston Southern
- Appeared in all 11 games in 2016, his first season of competition, starting six times at right guard and one at left guard



Sam ISAACSON - OL
R-Jr. - 6-7 - 315
Lynchburg, Va. (Liberty Christian Academy)

73

- Started his first game of 2017 at RT against St. Francis (Pa.), taking over the starting role following an injury to Ethan Crawford
- Appeared in all 11 games as a redshirt freshman in 2016, making nine starts at right tackle
- Started at right tackle during his collegiate debut, 9-3-16 at Virginia Tech



Julio LOZANO - OL
R-Sr. - 6-3 - 300
Bellaire, Texas (Bellaire HS/Kilgore College)

74

- Started all 11 games at left tackle in 2017, giving him 12 straight starts at LT
- Graded out at 93 percent in 2017, finishing the year with 70 knockdowns
- His first season at Liberty (2016) included nine appearances and six starts at left tackle
- Played two seasons (2014 and 2015) at Kilgore College in Kilgore, Texas

SPECIAL TEAMS



Alex PROBERT - K
Jr. - 5-8 - 180
Andover, Minn. (Andover HS)

10

- 2016 Big South All-Conference first team; 2017 Big South All-Conference second team
- 2016 HERO Sports FCS Freshman All-America team (honorable mention)
- Tied a school single-game record with four field goals at Baylor on Sept. 2, 2017 (27, 31, 33 and 41 yards), earning Big South Special Teams Player of the Week honors
- 9-for-14 in field goal attempts of 40+ yards in his career
- Second in the conference in scoring by a kicker (7.27 points per game) in 2017
- Tied for the Big South lead in field goals (14) and second in the conference in extra points (38) during 2017 season
- Matched a career best with 16 points against Morehead State on Sept. 9, 2017, (3-of-3 FG-FGA/7-of-7 PATs), garnering his second straight Big South Special Teams Player of the Week nod and the third of his career
- Entered the Indiana State game 7-of-7 on field goal attempts in 2017 before missing a 48-yarder in the fourth quarter that hit the crossbar and fell into the end zone
- Missed his first extra-point attempt of the season at Monmouth on Oct. 21, 2017, snapping a streak of 28 consecutive successful extra point attempts
- Has connected on 71-of-77 career extra point attempts (93.3 percent), with five of his six misses coming in road games
- In 2016, set school record for most points scored by a freshman (78)

PROBERT'S CAREER STATS

SCORING	G	PAT	FG	PTS	Avg/G
2016	11	33-35	15-19	78	7.1
2017	11	38-42	14-20	80	7.3
2018					
TOTAL	22	71-77	29-39	158	7.2

FIELD GOALS

	G	Overall	0-29	30-39	40-49	50+	Long	Pct.
2016	11	15-19	4-4	5-9	4-4	2-2	51	78.9
2017	11	14-20	4-4	6-7	4-9	0-0	49	70.0
2018								
TOTAL	22	29-39	8-8	11-16	8-13	2-2	51	74.4

PROBERT'S CAREER HIGHS

Points Scored:	16, at Baylor, 09-02-17 ; Morehead State, 09-09-17
PATs Made:	7, 3 times
FGs Made:	4, at Baylor, 09-02-17
Long Field Goal:	51, Robert Morris, 10-01-16



Aidan ALVES - P
R-Fr. - 6-1 - 220
Dillsburg, Pa. (Northern York HS)

38

- Redshirted during the 2017 season
- Four-year varsity letterwinner at Northern York High School
- Earned all-conference honors as a kicker and punter during his senior year
- Was named to four different all-state teams during his senior year

ALVES'S CAREER STATS

PUNTING	G	NO.	YDS	LONG	Avg.	50+	INSIDE 20
2018							
TOTAL							

ALVES'S CAREER HIGHS

Punts:	
Punt Yards:	
Long Punt:	



Austin MOCK - LS
R-Fr. - 6-2 - 230
Lynchburg, Va. (Liberty Christian Academy)

51

- Redshirted as a freshman in 2017
- Graduate of Liberty Christian Academy in Lynchburg, Va.
- Four-year varsity letterwinner in football
- Also played baseball

DEFENSIVE LINEMEN



Jesse
LEMONIER - DL

Jr. - 6-3 - 240
Hialeah, Fla. (Hialeah HS/Ventura College)

11

- Transferring to Liberty after playing one season at Ventura College in Ventura, Calif.
- Signed with the Flames during the February signing period
- Also received offers from Miami (Ohio), New Mexico, Portland State and UMass
- Finished the 2017 season with 79 tackles, 18.5 tackles for a loss, 8.5 sacks and an interception at Ventura
- Named the Southern California Football Association Northern Conference Defensive Player of the Year
- Helped the Pirates post an 8-3 overall record and capture the program's 16th conference title
- Advanced to the semifinals of the Southern California Football Association Playoffs
- Younger brother of Corey Lemonier, an All-SEC linebacker from Auburn, who was selected in the third round of the 2013 NFL Draft by the San Francisco 49ers, playing 51 total games over four seasons with San Francisco (2013-15), Cleveland (2016) and NY Jets (2016)



Juwan
WELLS - DE

R-Sr. - 6-2 - 260
Dublin, Ga. (Dublin HS)

54

- 2016 Big South first-team all-conference; 2017 Big South second-team all-conference
- 2016 VaSID all-state first team; 2017 VaSID All-State second team
- 2016 HERO Sports FCS Sophomore All-America team
- Flames' leading tackler in both 2016 (79) and 2017 (76)
- Had nine tackles against St. Francis (Pa.), including 2.0 TFLs, 1.5 sacks and one pass breakup
- Tied a career high with 13 stops against Kennesaw State
- Liberty's active leader in career tackles (169), tackles for a loss (29.5) and sacks (15.0)
- Led the Big South in tackles per game by a defensive lineman in 2017 (6.7)
- Ranked fourth in the Big South tackles for a loss (11.0) and fifth in sacks (4.5) last year

WELLS'S CAREER STATS

TACKLES	G	UA	A	Total	TFL	Yds	PD	FF	FR	Blkd	QBH
2015	8	10	6	16	7.5	64	0	0	0	0	5
2016	11	38	41	79	11.0	48	1	2	0	0	9
2017	11	43	31	74	11.0	49	4	0	0	0	11
2018											
TOTAL	30	91	78	169	29.5	161	5	2	0	0	25

SACKS

	G	UA	A	Total	Yds
2015	8	5	0	5.0	49
2016	11	4	3	5.5	34
2017	11	4	1	4.5	28
2018					
TOTAL	30	13	4	15.0	111

WELLS'S CAREER HIGHS

Tackles: 13, Kennesaw State, 10-14-17 ; at SMU, 09-17-16
 Sacks: 2.0, 3 times
 Tackles for loss: 2.5, Robert Morris, 10-01-16 ; at Charleston So., 11-14-15



Devin
PEARSON - DL

R-Jr. - 5-11 - 315
Liberty Township, Ohio (Lakota West HS/Mt. San Jacinto College)

34

- Transferred to Liberty from Mt. San Jacinto College in San Jacinto, Calif.
- Signed with the Flames during the December signing period and joined the team for spring workouts in 2018
- Recorded 31 tackles (nine solo, 22 assisted) as a freshman at Mt. San Jacinto, including two sacks and five tackles for a loss
- Finished his sophomore season with 55 tackles (22 solo, 33 assisted), including two sacks and four tackles for a loss
- Also added a forced fumble and a pass breakup during his final season with the Eagles, helping him earn all-conference honors
- Graduated from Lakota West High School in West Chester Township, Ohio
- Finished his senior year of high school with 96 tackles (61 solo, 35 assisted), six tackles for a loss and three sacks



Tolen
AVERY - DE

R-Sr. - 6-3 - 295
Galveston, Texas (Ball HS)

55

- Started all 11 games at DT in 2017, finishing with a career-best 39 tackles
- Recorded three solo stops and two quarterback hurries during Liberty's season-opening win at Baylor on Sept. 2, 2017
- Finished the Jacksonville State game with four stops, Sept. 23, 2017
- Recorded his first career blocked kick against St. Francis (Pa.) on Sept. 30, 2017, batting down an extra point attempt that was nearly returned for a defensive PAT by Jeremy Peters
- Career game against Kennesaw State, Oct. 14, 2017, finishing the contest with seven tackles including six solo stops
- Finished with a career high 2.0 tackles for a loss at Monmouth in 2017, adding five solo stops
- Joined the starting lineup in 2016, making 10 starts at defensive tackle

AVERY'S CAREER STATS

TACKLES	G	UA	A	Total	TFL	Yds	PD	FF	FR	Blkd	QBH
2015	8	2	5	7	1.5	22	0	0	0	0	1
2016	11	5	14	19	1.5	4	0	0	2	0	1
2017	11	25	14	39	3.0	10	0	0	0	1	4
2018											
TOTAL	30	32	33	65	6.0	36	0	0	2	1	6

SACKS

	G	UA	A	Total	Yds
2015	8	1	0	1.0	19
2016	11	1	0	1.0	3
2017	11	1	0	1.0	3
2018					
TOTAL	30	3	0	3.0	25

AVERY'S CAREER HIGHS

Tackles: 7, Kennesaw State, 10-14-17
 Sacks: 1.0, 3 times
 Tackles for loss: 2.0, Monmouth 10-21-17

DEFENSIVE LINEMEN



Mitchell
HURTADO - DL
Sr. - 6-2 - 280
Anaheim, Calif. (Loara HS/Fullerton)

90

- Saw playing time in seven games during his first season with the Flames in 2017, finishing the year with five tackles
- Recorded a season-best four tackles against Kennesaw State on Oct. 14, 2017
- Transferred to Liberty from Fullerton College in Fullerton, Calif., where he played for two seasons
- Helped the Hornets finish the 2016 season with a 12-1 record and win the CCCAA State Championship
- Graduated from Loara High School
- Versatile athlete who also played basketball and volleyball

HURTADO'S CAREER STATS

TACKLES	G	UA	A	Total	TFL	Yds	PD	FF	FR	Blkd	QBH
2017	7	3	2	5	0.0	0	0	0	0	0	0
2018											
TOTAL	7	3	2	5	0.0	0	0	0	0	0	0

HURTADO'S CAREER HIGHS

Tackles: 4, Kennesaw State, 10-14-17



Vincent
ELEFANTE - DL
Jr. - 6-4 - 285
Upland, Calif. (Upland HS/Chaffey College)

94

- Signed with the Flames during the December signing period and joined the team for spring workouts
- Transferring to Liberty from Chaffey College in Rancho Cucamonga, Calif.
- Also received an offer from Idaho
- Posted 26 tackles for the Panthers in 2017 (nine solo, 17 assisted)
- Also added four tackles for a loss, 0.5 sacks and a pass breakup
- Graduated from Upland High School in Upland, Calif.
- All-Southern Section, Inland Valley and Baseline League first-team selections
- Helped lead Upland High School to a pair of league titles
- Finished a game during his senior year against Mater Dei with 13 tackles for a loss, two sacks and a forced fumble
- Finished his senior year of high school with 18 tackles for a loss, 11.5 sacks and five forced fumbles

LINEBACKERS



Lucas IRONS - LB
R-Sr. - 6-0-215
Fort Lauderdale, Fla. (Coconut Creek HS)

5

- Played in nine contests in 2017, starting three including the final two games at middle linebacker
- Finished the 2017 season with 32 tackles (22 solo, 10 assisted)
- Added two tackles for a loss (six yards), a forced fumble, a fumble recovery and a quarterback hurry
- Received team's Samkon Gado award during spring practice in 2016, given to the most improved defensive player
- Missed the Morehead State and Indiana State games due to an injury
- Finished with a career-best seven tackles against Kennesaw State on Oct. 14, 2017, including five solo stops
- Recorded his first two career tackles for a loss in consecutive weeks against Monmouth and Gardner-Webb in 2017
- Finished the Duquesne game with four solo tackles and his first career forced fumble and fumble recovery, Nov. 4, 2017
- Tallied six tackles, including four solo stops, during Liberty's win over Presbyterian in 2017
- Registered a career-best nine tackles in 2017 season finale at Charleston Southern, including five solo stops and a quarterback hurry
- Made first career start at middle linebacker against Gardner-Webb in 2016
- Recorded a then career-high five tackles (four solo, one assisted) in 2016 season opener at Virginia Tech

IRONS'S CAREER STATS

TACKLES	G	UA	A	Total	TFL	Yds	PD	FF	FR	Blkd	QBH
2015	9	1	0	1	0.0	0	0	0	0	0	0
2016	10	16	11	27	0.0	0	0	0	0	0	0
2017	9	22	10	32	2.0	6	0	1	1	0	0
2018											
TOTAL	28	39	21	60	2.0	6	0	1	1	0	0

IRONS'S CAREER HIGHS

Tackles: 9, at Charleston Southern, 11-18-17
Tackles for loss: 1.0, at Monmouth, 10-21-17 ; at Gardner-Webb, 10-28-17



Brandon TILLMON - LB
Jr. - 6-0-210
Lexington, S.C. (River Bluff HS)

12

- Started all 11 games of the season at strong safety in 2017
- Ranked second on Liberty's 2017 roster with 60 tackles (38 solo, 22 assisted)
- Also added 1.5 tackles for a loss (four yards), two interceptions, a quarterback hurry and a pass breakup during 2017 season
- Had four tackles against Baylor on Sept. 2, 2017, and intercepted a "Hail Mary" pass on the game's final play, sealing Liberty's win
- Recorded seven stops against Jacksonville State on Sept. 23, 2017
- His six-tackle effort against Kennesaw State in 2017 made him the ninth active player on Liberty's roster with 50 or more career tackles
- Registered a career-high 10 tackles in 2017 season finale at Charleston Southern, including eight solo tackles and a pass breakup

TILLMON'S CAREER STATS

INTERCEPTIONS	G	No.	Yds	TD	Lg	Avg/R
2016	10	0	0	0	0	0.0
2017	11	2	2	0	4	2.0
2018						
TOTAL	21	2	2	0	4	2.0

TACKLES	G	UA	A	Total	TFL	Yds	PD	FF	FR	Blkd	QBH
2016	10	19	5	24	2.0	3	0	0	0	0	0
2017	11	38	22	60	1.5	4	3	0	0	0	1
2018											
TOTAL	21	57	27	84	3.5	7	3	0	0	0	1

TILLMON'S CAREER HIGHS

Interceptions: 1, at Baylor, 09-02-17 ; Duquesne, 11-04-17
Tackles: 10, at Charleston Southern, 11-18-17
Sacks: 0.5, Saint Francis (Pa.), 09-30-17
Tackles for loss: 2.0, Jacksonville, 09-10-16



Remington GREEN - LB
So. - 6-0-220
King George, Va. (King George HS)

47

- Saw playing time in all 11 games as a true freshman in 2017
- Finished the season with 11 tackles (four solo, seven assisted)
- Recorded a season-best five tackles, including four assisted tackles against Morehead State, Sept. 9, 2017
- Four-year letterwinner from King George High School in King George, Va.
- All-conference defensive end as a sophomore and junior

GREEN'S CAREER STATS

TACKLES	G	UA	A	Total	TFL	Yds	PD	FF	FR	Blkd	QBH
2017	11	4	7	11	0.5	2	0	0	0	0	0
2018											
TOTAL	11	4	7	11	0.5	2	0	0	0	0	0

GREEN'S CAREER HIGHS

Tackles: 5, Morehead State, 09-09-17
Tackles for loss: 0.5, Morehead State, 09-09-17



David KING - LB
R-Sr. - 6-1-220
Stuarts Draft, Va. (Riverheads HS)

48

- 2018 Team Captain
- Backup longsnapper to Austin Mock
- Backed up All-American LS Hunter Winstead for three seasons, while also appearing in 28 games as a reserve linebacker
- Has appeared in 11 games in each of the last two seasons (2016, 2017)
- Posted four stops, including three assisted tackles, against both Morehead State and Indiana State in 2017
- Father, Ken King, played football at SMU
- Grandfather played football at Virginia Tech


KING'S CAREER STATS

TACKLES	G	UA	A	Total	TFL	Yds	PD	FF	FR	Blkd	QBH
2015	6	0	0	0	0.0	0	0	0	0	0	0
2016	11	1	3	4	0.0	0	0	0	0	0	0
2017	11	4	9	13	0.0	0	1	0	0	0	0
2018											
TOTAL	28	5	12	17	0.0	0	1	0	0	0	0

KING'S CAREER HIGHS

Tackles: 4, Morehead State, 09-09-17 ; Indiana State, 09-16-17

DEFENSIVE BACKS



Jeremy PETERS - CB
Sr. - 5-10 - 195
Green Cove Springs, Fla. (Clay HS)

2

- 2017 Big South second-team all-conference
- 2017 team captain and 2018 team captain
- Started all 11 games at field cornerback in 2017
- Finished the 2017 season with a career-high 36 tackles (28 solo, eight assisted)
- Ranked second on Liberty's roster in total tackles by a defensive back (36)
- One of five players in Big South play to return an interception for a touchdown in 2017
- Led the Flames with a career-high seven tackles, including six solo stops, against Baylor on Sept. 2, 2017
- Had three interceptions at Gardner-Webb in 2017, including a 15-yard return for a touchdown, tying for the second most INTs in a game in school history. The performance earned him Big South Defensive Player of the Week honors.
- Returned an interception 44 yards for a TD against Charleston Southern on Nov. 14, 2015

PETERS'S CAREER STATS

INTERCEPTIONS	G	No.	Yds	TD	Lg	Avg/R
2015	11	1	44	1	44	44.0
2016	8	0	0	0	0	0.0
2017	11	3	8	1	15	2.7
2018						
TOTAL	30	4	52	2	44	13.0

TACKLES	G	UA	A	Total	TFL	Yds	PD	FF	FR	Blkd	QBH
2015	11	13	4	17	1.5	11	3	0	0	0	0
2016	8	11	2	13	0.0	0	3	0	1	0	0
2017	11	28	8	36	4.0	5	11	0	0	0	0
2018											
TOTAL	30	52	14	66	5.5	16	17	0	1	0	0

PETERS'S CAREER HIGHS

Interceptions:	3, at Gardner-Webb, 10-28-17
Long interception return:	44, at Charleston So., 11-14-15
Tackles:	7, at Baylor, 09-02-17
Sacks:	1.0, at Charleston So., 11-14-15 (1-0)
Tackles for loss:	2.0, Indiana St., 09-16-17 (2-0)



Rion DAVIS - S
R-Jr. - 6-0 - 190
Hopkins, S.C. (A.C. Flora HS)

3

- Saw playing time in all 11 games in 2017, starting the first nine games of the season (eight - SPUR, one - free safety)
- Ranked third on the team with 51 tackles (33 solo, 18 assisted) in 2017
- Won the team's Samkon Gado award during spring practice in 2017, given to the most improved defensive player
- Finished second for second on the team with four tackles at Baylor on Sept. 2, 2017
- Matched his previous career high during each game of a four-game stretch in 2017, finishing the Morehead State, Indiana State, Jacksonville State and St. Francis (Pa.) contests with seven tackles in each game
- Started his first game of 2017 at free safety against Monmouth, finishing the game with a career-high eight tackles
- Totaled a career-high seven tackles during his first career start at spur, Nov. 17, 2016 at Coastal Carolina

DAVIS'S CAREER STATS

TACKLES	G	UA	A	Total	TFL	Yds	PD	FF	FR	Blkd	QBH
2016	11	9	10	19	3.0	7	1	0	1	0	0
2017	11	33	18	51	0.5	1	0	0	0	0	3
2018											
TOTAL	22	42	28	70	3.5	8	1	0	1	0	3

DAVIS'S CAREER HIGHS

Tackles:	8, at Monmouth 10-21-17
Tackles for loss:	1.5, at Coastal Carolina, 11-17-16



Geneca ESPINOZA, JR. - SPUR
R-So. - 6-1 - 215
Arlington, Va. (Washington & Lee HS)

6

- Played in all 11 games in 2017, starting the last games of the season at SPUR
- Finished his first season on the field with 27 tackles, including 20 solo stops
- Also added a tackle for a loss, an interception and a quarterback hurry in 2017
- Posted four tackles at Gardner-Webb, Oct. 28, 2017
- A solo tackle and an interception against Duquesne on Nov. 4, 2017
- Had a breakout game during his first career start, finishing the Presbyterian game with a career-high 10 tackles, including nine solo stops, Nov. 11, 2017
- Registered seven tackles in 2017 season finale at Charleston Southern, including six solo tackles
- Father, Geneca Espinoza Sr., played linebacker at Jackson State

ESPINOZA'S CAREER STATS

INTERCEPTIONS	G	No.	Yds	TD	Lg	Avg/R
2017	11	1	2	0	2	2.0
2018						
TOTAL	11	1	2	0	2	2.0

TACKLES	G	UA	A	Total	TFL	Yds	PD	FF	FR	Blkd	QBH
2017	11	20	7	27	1.0	3	1	0	0	0	0
2018											
TOTAL	11	20	7	27	1.0	3	1	0	0	0	0

ESPINOZA'S CAREER HIGHS

Interceptions:	1, Duquesne, 11-04-17
Long interception return:	2, Duquesne, 11-04-17
Tackles:	10, Presbyterian, 11-11-17
Tackles for loss:	1.0, at Monmouth, 10-21-17



Jimmy FAULKS - CB
Jr. - 6-1 - 185
St. Petersburg, Fla. (Lakewood HS)

8

- Saw playing time in all 11 games in 2017, starting six of the last eight games at boundary cornerback
- Finished the 2017 season with 15 tackles (nine solo, six assisted)
- Tied for third on the team with four pass breakups on 2017
- Finished five games with multiple tackles during the 2017 season
- Recorded two stops during Liberty's season-opening win at Baylor, Sept. 2, 2017
- Two tackles and a pass breakup against Morehead State on Sept. 9, 2017
- Posted three solo tackles and an interception against Indiana State, Sept. 16, 2017
- Finished with a career-best five tackles against Gardner-Webb on Oct. 28, 2017, including two solo stops

FAULKS'S CAREER STATS

INTERCEPTIONS	G	No.	Yds	TD	Lg	Avg/R
2016	9	0	0	0	0	0.0
2017	11	1	0	0	0	0.0
2018						
TOTAL	20	1	0	0	0	0.0

TACKLES	G	UA	A	Total	TFL	Yds	PD	FF	FR	Blkd	QBH
2016	9	6	0	6	0.0	0	5	0	0	0	0
2017	11	9	6	15	0.0	0	5	0	0	0	0
2018											
TOTAL	20	15	6	21	0.0	0	5	0	0	0	0

FAULKS'S CAREER HIGHS

Interceptions:	1, Indiana State, 09-16-17
Tackles:	5, at Gardner-Webb, 10-28-17

DEFENSIVE BACKS



Malik
MATTHEWS - CB

R-Jr. - 5-11 - 195

Jacksonville, Fla. (Potter's House Christian)

24

- Saw playing time in 10 of Liberty's 11 games in 2017
- Finished the 2017 season with 12 tackles (10 solo, two assisted)
- Started the season with three solo tackles during Liberty's season-opening win at Baylor, Sept. 2, 2017
- Has two solo stops against St. Francis (Pa.) on Sept. 30, 2017
- Recorded three solo tackles against Duquesne, Nov. 4, 2017
- Solo tackle and a pass breakup against Presbyterian on Nov. 11, 2017

MATTHEWS'S CAREER STATS

TACKLES	G	UA	A	Total	TFL	Yds	PD	FF	FR	Blkd	QBH
2016	3	1	1	2	0.0	0	0	0	0	0	0
2017	10	10	2	12	0.0	0	1	0	0	0	0
2018											
TOTAL	13	11	3	14	0.0	0	1	0	0	0	0

MATTHEWS'S CAREER HIGHS

Tackles: 3, at Baylor, 09-02-17 ; Duquesne, 11-04-17



Elijah
BENTON - S

R-Jr. - 6-1 - 205

Philadelphia, Pa. (Liberty Christian Academy)

31

- Played in all 11 games in 2017, starting the final four games at free safety
- Finished the 2017 season with 31 tackles (22 solo, nine assisted)
- Ninth on the team with 22 solo stops in 2017
- Recorded two solo tackles during Liberty's season-opening win at Baylor, Sept. 2, 2017
- Posted a career-best eight tackles, including five solo stops, during a road win over Gardner-Webb, Oct. 28, 2017
- Finished with seven tackles, including five solo stops, against Duquesne, Nov. 4, 2017
- Registered seven stops, including four solo tackles, in 2017 season finale at Charleston Southern
- Brother, Greg, played football at Emory & Henry

BENTON'S CAREER STATS

TACKLES	G	UA	A	Total	TFL	Yds	PD	FF	FR	Blkd	QBH
2016	10	5	8	13	0.0	0	0	0	0	0	0
2017	11	22	9	31	0.0	0	0	0	0	0	0
2018											
TOTAL	21	27	17	44	0.0	0	0	0	0	0	0

BENTON'S CAREER HIGHS

Tackles: 8, at Gardner-Webb, 10-28-17



Corbin
JACKSON - S

R-Sr. - 6-0 - 205

Charlotte, N.C. (Victory Christian Center School)

28

- Has started the most career games (27) of any current Flames defensive player, including 11 at spur in 2015 and 2017 and 16 at free safety between 2016 and 2017
- Ranks second among active players on Liberty's roster with 128 tackles and 11.0 TFLs
- Blocked a potential game-winning 23-yard field goal attempt as time expired to seal a win against Indiana State on Sept. 16, 2017, and earn Big South Special Teams Player of the Week recognition (Sept. 18)
- Also added seven stops against Indiana State and picked up two of his six career pass breakups against the Sycamores
- Finished the St. Francis (Pa.) game in 2017 with seven tackles, 1.0 TFL and one pass breakup
- Recorded his first career interception and added six tackles (five solo, one assisted) against Kennesaw State, Oct. 14, 2017
- Started at SPUR for the first time in 2017 at Monmouth, recorded an assisted tackle before leaving the game due to an injury
- Missed the 2017 Gardner-Webb and Duquesne games due to a lower body injury

JACKSON'S CAREER STATS

TACKLES	G	UA	A	Total	TFL	Yds	PD	FF	FR	Blkd	QBH
2015	11	31	16	47	6.5	28	1	0	0	0	2
2016	10	33	16	49	3.0	8	2	0	0	0	0
2017	9	18	14	32	1.5	6	4	0	0	1	0
2018											
TOTAL	30	82	46	128	11.0	42	7	0	0	1	2

JACKSON'S CAREER HIGHS

Interceptions: 1, Kennesaw State, 10-14-17

Tackles: 9, at Southern Illinois, 09-26-15

Sacks: 0.5, Kennesaw State, 10-24-15

Tackles for loss: 2.0, at West Virginia, 09-12-15



Benjamin
ALEXANDER - S

R-So. - 6-1 - 185

Spring Mills, Pa. (Penns Valley HS)

43

- Saw playing time in 10 of 11 games in 2017
- Finished the 2017 season with six tackles (four solo, two assisted)
- Recorded a pair of tackles against St. Francis (Pa.) and Duquesne in 2017
- Added a fumble recovery during Liberty's win against Indiana State, Sept. 16, 2017
- Member of the Flames' special teams units
- Cousin, Emma Weakland, played volleyball at Winthrop
- Cousin, Mark Weakland, plays football at The Citadel
- Cousin, Josh Weakland, played football at Slippery Rock
- Cousin, Alex Weakland, played women's basketball at Shepherd

ALEXANDER'S CAREER STATS

TACKLES	G	UA	A	Total	TFL	Yds	PD	FF	FR	Blkd	QBH
2017	10	4	2	6	0.0	0	0	0	1	0	0
2018											
TOTAL	10	4	2	6	0.0	0	0	0	1	0	0

ALEXANDER'S CAREER HIGHS

Tackles: 2, Saint Francis (Pa.), 09-30-17 ; Duquesne 11-04-17

Liberty Career Top 5

Passing Yards

1) Josh Woodrum/2012-15.....	10,266
2) Robby Justino/1989-92.....	9,548
3) Paul Johnson/1985-89.....	7,397
4) Brock Smith/2005-08.....	7,036
5) Antwan Chiles/1993-95.....	6,336
Stephen Calvert/2016-Present.....	5,294

Touchdown Passes

1) Robby Justino/1989-91.....	64
2) Josh Woodrum/2012-15.....	61
3) Brock Smith/2005-08.....	50
4) Paul Johnson/1985-89.....	49
5) Mike Brown/2008-11.....	45
Stephen Calvert/2016-Present.....	44

Total Offense

1) Josh Woodrum/2012-15.....	10,690
2) Robby Justino/1989-91.....	8,806
3) Mike Brown/2008-11.....	7,947
4) Brock Smith/2005-08.....	7,189
5) Paul Johnson/1985-89.....	6,915
Stephen Calvert/2016-Present.....	5,118

Receptions

1) Darrin Peterson/2012-15.....	215
2) Chris Summers/2008-11.....	188
3) Pat Nelson/1988-91.....	176
4) Pat Kelly/2009-12.....	162
5) Kelvin Edwards/1982-85.....	158
B.J. Farrow/2015-Present.....	94
Antonio Gandy-Golden/2016-Present.....	90
Damian King/2015-Present.....	90

Receiving Yards

1) Darrin Peterson/2012-15.....	3,170
2) Chris Summers/2008-11.....	2,712
3) Kelvin Edwards/1982-85.....	2,546
4) Pat Nelson/1988-91.....	2,447
5) Courtney Freeman/1994-97.....	2,381
Antonio Gandy-Golden/2016-Present.....	1,381
B.J. Farrow/2015-Present.....	1,300

Touchdown Receptions

1) Darrin Peterson/2012-15.....	27
2) Chris Summers/2008-11.....	26
3) Kelvin Edwards/1982-85.....	22
4) Courtney Freeman/1994-97.....	21
5T) James McKnight/1991-93.....	17
5T) Scott Queen/1986-90.....	17
B.J. Farrow/2015-Present.....	15
Antonio Gandy-Golden/2016-Present.....	13

Liberty Career Top 5

Kickoff Returns

1) Adrian Hall/2001-03.....	87
2) Adrian Cherry/1990-93.....	63
3) Scott Thomas/1989-93.....	62
4) Carlton Wilkerson/1983-86.....	57
5) Courtney Freeman/1994-97.....	56
Frankie Hickson/2016-Present.....	55

Kicker Scoring

1) Matt Bevins/2008-11.....	309
2) John Lunsford/2012-15.....	294
3) Phillip Harrelson/1995-98.....	250
4) Daniel Whitehead/1991-94.....	238
5) Mark DeMoss/1980-83.....	185
Alex Probert/2016-Present.....	158

Touchdowns Responsible For

1) Josh Woodrum/2012-15.....	77
2) Mike Brown/2008-10.....	74
3) Robby Justino/1989-92.....	66
4) Brock Smith/2005-08.....	54
5T) Antwan Chiles/1993-95.....	50
5T) Glenn Inverso/1976-80.....	50
Stephen Calvert/2016-Present.....	45

Field Goals Made

1) Matt Bevins/2008-11.....	58
2) John Lunsford/2012-15.....	48
3) Daniel Whitehead/1991-94.....	43
4) Phillip Harrelson/1995-98.....	35
5) Mark DeMoss/1980-83.....	31
Alex Probert/2016-Present.....	29

Extra Points Made

1) John Lunsford/2012-15.....	150
2) Phillip Harrelson/1995-98.....	142
3) Matt Bevins/2008-11.....	135
4) Daniel Whitehead/1991-94.....	109
5) Jay Kelley/1999-2002.....	94
Alex Probert/2016-Present.....	71

Quarterback Sacks

1) Chima Uzowihe/2012-15.....	25.0
2) Aaron DeBerry/2000-03.....	22.0
3) Rodney Degrate/1994-96.....	19.0
4) Larkin Harsey/1989-92.....	18.0
5) Eric Simmons/1979-82.....	17.0
Juwan Wells/2015-Present.....	15.0

Tackles for Loss

1) Aaron DeBerry/2000-03.....	45.0
2) Chima Uzowihe/2012-15.....	44.0
3) Seth Reichart/2001-04.....	41.0
4) Jason Wells/1998-2000.....	40.0
5) Damon Bomar/1993-96.....	35.0
Juwan Wells/2015-Present.....	29.5

Liberty Single-Season Top 5

Passing Yards

1) Stephen Calvert/2017	3,363
2) Phil Basso/1984.....	3,226
3) Robby Justino/1991.....	3,176
4) Robby Justino/1990.....	3,076
5) Mike Brown/2010	2,956

Passing Completions

1T) Robby Justino/1991 & Stephen Calvert/2017	257
3) Phil Basso/1984	250
4) Josh Woodrum/2015	242
5) Biff Parson/2000	231

Touchdown Passes

1) Stephen Calvert/2017	29
2T) Phil Basso/1984 & Robby Justino/1990.....	24
4) Mike Brown/2010	23
5T) 5 players tied at.....	19

Receiving Touchdowns

1) Chris Summers/2010	15
2) Darrin Peterson/2014.....	12
3T) Eric Green/1989, B.J. Farrow/2017 & Antonio Gandy-Golden/2017.....	10

Liberty Single-Game Records Owned by Current Players

Passing Yardage

Stephen Calvert vs. Baylor/2017.....	447
--------------------------------------	-----

Passing Attempts

Stephen Calvert vs. Baylor/2017.....	60
--------------------------------------	----

Passing Completions

Stephen Calvert vs. Baylor/2017.....	44
--------------------------------------	----

Receiving Touchdowns

B.J. Farrow vs. Morehead State/2017 & 13 other occurrences.....	3
---	---

Field Goals Made

Alex Probert vs. Baylor/2017 & 5 other occurrences.....	4
---	---

Career 300+ Yard Passing Games

#12 Stephen Calvert (7)

Date	Opponent	C-A-Int	Yds	TD
10/1/16	Robert Morris	23-37-0	340	4
10/22/16	Monmouth	27-34-2	350	3
9/2/17	Baylor	44-60-0	447	3
9/16/17	Indiana State	30-42-1	379	4
10/21/17	Monmouth	25-50-0	408	5
10/28/17	Gardner-Webb	21-34-0	333	2
11/11/17	Presbyterian	14-26-0	311	3

Career 100+ Yard Rushing Games

#9 Kentory Matthews (1)

Date	Opponent	No.	Yds	TD
9/9/17	Morehead State	13	103	2

#23 Frankie Hickson (1)

Date	Opponent	No.	Yds	TD
9/10/16	Jacksonville	14	116	2

Career 100+ Yard Receiving Games

#11 Antonio Gandy-Golden (6)

Date	Opponent	No.	Yds	TD
9/2/17	Baylor	13	192	2
9/16/17	Indiana State	7	171	1
9/23/17	Jacksonville State	7	126	0
10/21/17	Monmouth	9	127	2
10/28/17	Gardner-Webb	4	123	1
11/18/17	Charleston Southern	10	113	2

#82 B.J. Farrow (3)

Date	Opponent	No.	Yds	TD
9/26/15	Southern Illinois	8	101	0
9/9/17	Morehead State	6	177	3
10/21/17	Monmouth	3	126	1

#7 Damian King (1)

Date	Opponent	No.	Yds	TD
10/28/17	Gardner-Webb	8	108	1

2017 Pass Plays of 20+ Yards (60)

Quarterback	No.	Long
#12 Stephen Calvert	59	76
#4 Mason Cunningham	1	29

Receiver	No.	Long
#11 Antonio Gandy-Golden	20	55
#87 Cephas Reddick	14	68
#7 Damian King	11	42
#82 B.J. Farrow	8	76
#1 Marquis Fitzgerald	2	42
#16 Spencer Jones	1	26
#18 Fidel Ogbeifun	1	29
#34 Carrington Mosley	1	25
#36 Thomas Kennedy	1	26
#40 Zac Foutz	1	23

2017 Run Plays of 20+ Yards (11)

Rusher	No.	Long
#9 Kentory Matthews	4	45
#34 Carrington Mosley	4	36
#23 Frankie Hickson	2	28
#12 Stephen Calvert	1	23

LIBERTY TEAM

50+ Points 58 vs. Morehead State, Sept. 9, 2017
 60+ Points 73 vs. Kentucky Wesleyan, Sept. 28, 2013
 70+ Points 73 vs. Kentucky Wesleyan, Sept. 28, 2013
 Was shut out at William & Mary, Sept. 24, 2005 (0-56)
 Shut a team out at home Gardner-Webb, Oct. 25, 2014 (34-0)
 Shut out a conf. opponent at home Gardner-Webb, Oct. 25, 2014 (34-0)
 Shut a team out on the road Presbyterian, Nov. 5, 2016 (16-0)
 Shut out a conf. opponent on the road Presbyterian, Nov. 5, 2016 (16-0)
 Overtime game vs. Gardner-Webb, Oct. 29, 2016 (won 23-20 in OT)
 30+ first downs 30 vs. Presbyterian, Nov. 11, 2017
 50+ rushing attempts 50 vs. Presbyterian, Nov. 11, 2017
 60+ rushing attempts 61 vs. Charleston So., Oct. 30, 2004
 200+ Yards Rushing 317 vs. Presbyterian, Nov. 11, 2017
 300+ Yards Rushing 317 vs. Presbyterian, Nov. 11, 2017
 400+ Yards Rushing 429 at Presbyterian, Oct. 13, 2012
 Less than 100 Yards Rushing 51 at Charleston So., Nov. 18, 2017
 Less than 50 Yards Rushing 31 at Jacksonville St., Sept. 23, 2017
 Less than 25 Yards Rushing -23 at Coastal Carolina, Nov. 17, 2016
 50+ pass attempts 50 at Monmouth, Oct. 21, 2017
 60+ pass attempts 60 at Baylor, Sept. 2, 2017
 300+ Yards Passing 311 vs. Presbyterian, Nov. 11, 2017
 400+ Yards Passing 408 at Monmouth, Oct. 21, 2017
 Less than 100 Yards Passing 51 at Presbyterian, Nov. 5, 2016
 500+ Yards Total Offense 628 vs. Presbyterian, Nov. 11, 2017
 600+ Yards Total Offense 628 vs. Presbyterian, Nov. 11, 2017
 Less than 200 Yards Total Offense 181 vs. Jacksonville State, Sept. 24, 2016
 Less than 150 Yards Total Offense 145 at William & Mary, Sept. 24, 2005
 90+ offensive plays 100 vs. Duquesne, Nov. 4, 2017
 Forced 5 Turnovers 5 vs. Stony Brook, Nov. 17, 2012
 Intercepted 4 Passes 4 vs. Charleston So., Nov. 15, 2014
 Had 0 Turnovers vs. Duquesne, Nov. 4, 2017

LIBERTY INDIVIDUAL RUSHING

100+ Yards Rushing 149, Carrington Mosley vs. Presbyterian, Nov. 11, 2017
 150+ Yards Rushing 151, Carrington Mosley vs. Duquesne, Nov. 4, 2017
 200+ Yards Rushing 220, Rashad Jennings at Youngstown St., Sept. 27, 2008
 QB Rushed for 100 Yards 160, Mike Brown vs. Stony Brook, Nov. 20, 2010
 Two Players with 100+ Yards Rushing 137, Carrington Mosley and 100, Todd Macon at Presbyterian, Nov. 5, 2016
 Three Players with 100+ Yards Rushing Never
 Had a run of 50+ yards 55, Carrington Mosley at Presbyterian, Nov. 5, 2016
 Had a run of 60+ yards 65, Todd Macon vs. Monmouth, Oct. 22, 2016
 Had a run of 70+ yards 70, Mike Brown at Stony Brook, Nov. 21, 2009
 Had a run of 80+ yards 82, Danny Broggin vs. Coastal Carolina, Oct. 17, 2009
 Had 30+ Rushing Attempts 30, Carrington Mosley vs. Duquesne, Nov. 4, 2017
 Had 35+ Rushing Attempts 35, D.J. Abnar at Coastal Carolina, Nov. 22, 2014
 Had 40+ Rushing Attempts 40, Eugene Goodman vs. Hofstra, Nov. 22, 2003
 3+ Rushing Touchdowns 3, Desmond Rice at Georgia State, Oct. 3, 2015
 4+ Rushing Touchdowns 4, Aldreakis Allen at Presbyterian, Oct. 13, 2012
 5+ Rushing Touchdowns 5, Kim Raynor vs. Ferrum, Nov. 3, 1979

LIBERTY INDIVIDUAL PASSING

300+ Yards Passing 311, Stephen Calvert vs. Presbyterian, Nov. 11, 2017
 400+ Yards Passing 408, Stephen Calvert at Monmouth, Oct. 21, 2017
 Had 30+ Completions 30, Stephen Calvert vs. Indiana St., Sept. 16, 2017
 Had 40+ Completions 44, Stephen Calvert at Baylor, Sept. 2, 2017
 Had 40+ Attempts 45, Stephen Calvert at Charleston So., Nov. 18, 2017
 Had 50+ Attempts 50, Stephen Calvert at Monmouth, Oct. 21, 2017
 Had 60+ Attempts 60, Stephen Calvert at Baylor, Sept. 2, 2017
 50+ Yard Pass 68, Stephen Calvert vs. Presbyterian, Nov. 11, 2017
 80+ Yard Pass 80, Josh Woodrum vs. Kennesaw State, Oct. 24, 2015
 90+ Yard Pass 91, Biff Parson at Charleston So., Nov. 10, 2001
 Had 3+ TD Passes 3, Stephen Calvert vs. Presbyterian, Nov. 11, 2017
 Had 4+ TD Passes 5, Stephen Calvert at Monmouth, Oct. 21, 2017
 Had 5+ TD Passes 5, Stephen Calvert at Monmouth, Oct. 21, 2017
 Had 6+ TD Passes 6, Phil Basso vs. Mars Hill, Oct. 6, 1984

LIBERTY INDIVIDUAL RECEIVING

Caught 10+ Passes 10, Antonio Gandy-Golden at Charleston So., Nov. 18, 2017
 Two Players Caught 10+ Passes 13, Antonio Gandy-Golden and 10, Damian King at Baylor, Sept. 2, 2017
 100+ Yards Receiving 13, Antonio Gandy-Golden at Charleston So., Nov. 18, 2017
 200+ Yards Receiving 240, Chris Summers at Stony Brook, Nov. 19, 2011
 Two Players with 100+ Yards Receiving 123, Antonio Gandy-Golden and 108, Damian King at Gardner-Webb, Oct. 28, 2017
 Three Players with 100+ Yards Receiving 129, Chris Summers, 115, Pat Kelly and 110, B.J. Hayes vs. St. Francis, Pa., Sept. 4, 2010
 Had 2+ TD Catches 2, Antonio Gandy-Golden at Charleston So., Nov. 18, 2017
 Had 3+ TD Catches 3, B.J. Farrow vs. Morehead State, Sept. 9, 2017
 100+ Yards Receiving by a RB 128, D.J. Jordan vs. Charleston So., Nov. 11, 2000
 50+ Yard Reception 68, Cephas Reddick vs. Presbyterian, Nov. 11, 2017
 80+ Yard Reception 80, Darrin Peterson vs. Kennesaw State, Oct. 24, 2015
 90+ Yard Reception 91, Travis Burns vs. Charleston So., Nov. 10, 2001

LIBERTY INDIVIDUAL DEFENSE

Had 10+ Tackles 10, Brandon Tillmon at Charleston So., Nov. 18, 2017
 Had 15+ Tackles 15, Jimmy O'Grady vs. Kennesaw State, Oct. 24, 2015
 Had 2+ Interceptions 3, Jeremy Peters at Gardner-Webb, Oct. 28, 2017
 Had 3+ Interceptions 3, Jeremy Peters at Gardner-Webb, Oct. 28, 2017
 INT Return for a TD 15, Jeremy Peters at Gardner-Webb, Oct. 28, 2017
 Fumble Return for a TD 71, Alpha Jalloh at Virginia Tech, Sept. 3, 2016
 Had 4+ Tackles for Loss 4, Nick Sigmon vs. Charleston So., Nov. 3, 2012
 Had 5+ Tackles for Loss 5, Aaron DeBerry at Charleston So., Nov. 1, 2003
 Had 2+ Sacks 2, Juwan Wells at Charleston So., Nov. 18, 2017
 Had 3+ Sacks 4, Aaron DeBerry at Charleston So., Nov. 1, 2003
 Blocked a Punt Jimmy O'Grady at Gardner-Webb, Oct. 26, 2013
 Blocked a FG Dia Vante Brown at Gardner-Webb, Oct. 28, 2017
 Blocked a PAT Tolen Avery vs. St. Francis (Pa.), Sept. 30, 2017
 Recorded a Safety vs. Jacksonville State, Sept. 24, 2016

LIBERTY INDIVIDUAL MISCELLANEOUS

KR for a TD 99, Frankie Hickson at Kennesaw State, Oct. 15, 2016
 Game-Opening KR for a TD 85, Danny Broggin vs. Gardner-Webb, Nov. 6, 2010
 PR for a TD 71, Zac Parker at Gardner-Webb, Oct. 10, 2015
 Returned a Blocked Punt for a TD 30, Andrew Jauch blocked & returned vs. Kentucky Wesleyan, Sept. 28, 2013
 Returned a Blocked FG for a TD 59, Erick Harris blocked and Jordan Alford returned vs. Elon, Nov. 20, 2004
 Returned a PAT for a score Seth Reichart blocked and Kevin Moon returned for the defensive 2-point conversion at Chattanooga, Nov. 13, 2004
 Scored 4+ TDs in a game 4, Aldreakis Allen at Presbyterian, Oct. 13, 2012
 Passed for 200 Yards & Rushed for 100 Mike Brown, 334 passing/160 rushing vs. Stony Brook, Nov. 20, 2010
 Passed for 300 Yards & Rushed for 100 Mike Brown, 334 passing/160 rushing vs. Stony Brook, Nov. 20, 2010
 300-yd Passer, 100-yd Rusher, 100-yd Receiver Stephen Calvert, 311 passing Carrington Mosley, 149 rushing Cephas Reddick, 125 receiving, vs. Presbyterian, Nov. 11, 2017
 100-yd Rusher, 100-yd Receiver Carrington Mosley, 149 rushing Cephas Reddick, 125 receiving, vs. Presbyterian, Nov. 11, 2017
 Punted the Ball 60+ Yards 62, Trey Turner at Charleston So., Nov. 18, 2017
 Punted the Ball 70+ Yards 71, Mike Larsson at Charleston So., Oct. 24, 2009
 Kicked a 50+ Yard FG 50, Alex Probert at Kennesaw State, Oct. 15, 2016
 Made 3+ FG 3, Alex Probert vs. Morehead State, Sept. 9, 2017
 Made 4+ FG 4, Alex Probert at Baylor, Sept. 2, 2017

Old Dominion (0-1)

10/5/13 L 17-21 Norfolk, Va.
9/1/18 Lynchburg

*Liberty is 0-0 all-time vs. Conference USA opponents.
0-0 vs. North Texas
0-0 vs. Old Dominion
(Liberty's first meeting with Old Dominion came when the Monarchs were an FBS independent.)*

Future Scheduled Games vs. Old Dominion:

10/18/21 Lynchburg
10/24/22 Norfolk, Va.

Army (First Meeting)

9/8/18 West Point, N.Y.

*Liberty is 0-4 all-time vs. FBS independents.
0-0 vs. Army
0-0 vs. New Mexico State
0-1 vs. Northern Illinois
0-1 vs. Old Dominion
0-1 vs. UCF
0-0 vs. UMass
0-1 vs. USF*

Future Scheduled Games vs. Army:

11/27/21 Lynchburg
9/20/25 West Point, N.Y.
11/28/26 Lynchburg

Norfolk State (4-2)

11/8/97 W 17-6 Norfolk, Va.
11/7/98 W 45-12 Lynchburg
11/8/03 W 69-21 Lynchburg
11/19/05 L 17-34 Norfolk, Va.
9/8/12 L 24-31 Lynchburg
9/6/14 W 17-0 Norfolk, Va.
9/15/18 Lynchburg

Liberty is 19-12 all-time vs. MEAC opponents.

*10-5 vs. Delaware State
2-2 vs. Hampton
1-0 vs. Howard
3-1 vs. Morgan State
2-2 vs. Norfolk State
1-2 vs. North Carolina A&T*

(Liberty's first two meetings with Norfolk State came when the Spartans were an FCS independent.)

North Texas (First Meeting)

9/22/18 Lynchburg

*Liberty is 0-0 all-time vs. Conference USA opponents.
0-0 vs. North Texas
0-0 vs. Old Dominion*

Future Scheduled Games vs. North Texas:

10/23/21 Denton, Texas

New Mexico (First Meeting)

9/29/18 Albuquerque, N.M.

*Liberty is 0-0 all-time vs. Mountain West opponents.
0-0 vs. New Mexico*

Future Scheduled Games vs. New Mexico:

9/28/19 Lynchburg

New Mexico State (First Meetings)

10/6/18 Las Cruces, N.M.
11/24/18 Lynchburg

Liberty is 0-4 all-time vs. FBS independents.

*0-0 vs. Army
0-0 vs. New Mexico State
0-1 vs. Northern Illinois
0-1 vs. Old Dominion
0-1 vs. UCF
0-0 vs. UMass
0-1 vs. USF*

Future Scheduled Games vs. New Mexico State:

10/5/19 Las Cruces, N.M.
11/30/19 Lynchburg

Troy (1-1)

10/17/92 W 9-7 Lynchburg
10/9/93 L 13-35 Troy, Ala.
10/13/18 Lynchburg

Liberty is 2-0 all-time vs. Sun Belt opponents.

*1-0 vs. Appalachian State
1-0 vs. Georgia State
0-0 vs. Troy
(Liberty's first two meetings with Troy came when the Trojans were an FCS independent.)*

Future Scheduled Games vs. Troy:

9/11/21 Troy, Ala.

Idaho State (First Meeting)

10/20/18 Lynchburg

*Liberty is 1-3 all-time vs. Big Sky opponents.
0-2 vs. Boise State
0-0 vs. Idaho State
1-1 vs. Montana*

Liberty in Overtime (6-8 record)

9/21/96	at Morgan State	L, 28-34
10/12/97	Hampton	L, 27-33
10/3/98	Charleston Southern	W, 28-21
10/24/98	Buffalo	W, 27-24
11/2/02	Eastern Kentucky	L, 28-35
11/22/03	Hofstra	W, 49-42
10/22/05	Coastal Carolina	L, 21-27 (30T)
9/15/07	at William & Mary	L, 41-48 (20T)
10/29/11	Presbyterian	W, 27-20 (20T)
10/19/13	Coastal Carolina	L, 52-55 (20T)
10/4/14	Richmond	L, 39-46 (20T)
10/11/14	at Appalachian State	W, 55-48
10/17/15	at Monmouth	L, 17-20
10/29/16	Gardner-Webb	W, 23-20

UMass (First Meeting)

11/3/18 Amherst, Mass.

*Liberty is 0-4 all-time vs. FBS independents.
0-0 vs. Army
0-0 vs. New Mexico State
0-1 vs. Northern Illinois
0-1 vs. Old Dominion
0-1 vs. UCF
0-0 vs. UMass
0-1 vs. USF*

Future Scheduled Games vs. UMass:

11/2/19 Amherst, Mass.
11/28/20 Lynchburg
11/6/21 Lynchburg
10/29/22 Amherst, Mass.
11/11/23 Lynchburg
11/16/24 Amherst, Mass.
11/1/25 Lynchburg

Virginia (First Meeting)

11/10/18 Charlottesville, Va.

*Liberty is 0-5 all-time vs. ACC opponents.
0-1 vs. NC State
0-1 vs. North Carolina
0-0 vs. Virginia
0-1 vs. Virginia Tech
0-2 vs. Wake Forest*

Future Scheduled Games vs. Virginia:

11/23/19 Charlottesville, Va.
11/7/20 Charlottesville, Va.
9/11/21 Lynchburg
9/15/29 Lynchburg
9/14/30 Charlottesville, Va.

Auburn (First Meeting)

11/17/18 Auburn, Ala.

*Liberty is 0-0 all-time vs. SEC opponents.
0-0 vs. Auburn*

New Mexico State (First Meetings)

10/6/18 Las Cruces, N.M.
11/24/18 Lynchburg

Liberty is 0-4 all-time vs. FBS independents.

*0-0 vs. Army
0-0 vs. New Mexico State
0-1 vs. Northern Illinois
0-1 vs. Old Dominion
0-1 vs. UCF
0-0 vs. UMass
0-1 vs. USF*

Future Scheduled Games vs. New Mexico State:

10/5/19 Las Cruces, N.M.
11/30/19 Lynchburg

GAME 1: AT BAYLOR

LIBERTY 48
BAYLOR 45

Sept. 2, 2017 at McLane Stadium (45,784)

SCORING	1	2	3	4	T
Liberty	6	11	17	14	48
Baylor	0	17	14	14	45

**SCORING SUMMARY:
FIRST QUARTER**

11:27 LU Probert 27 yd field goal
2:35 LU Probert 41 yd field goal

SECOND QUARTER

13:59 BU Mims 45 yd pass from Solomon (Martin)
11:38 LU Gandy-Golden 40 yd pass from Calvert (Lewis/rush)
9:38 BU Hasty 14 yd run (Martin)
5:17 LU Probert 33 yd field goal
0:12 BU Martin 39 yd field goal

THIRD QUARTER

13:53 LU Turner 32 yd interception return (Probert)
13:31 BU Platt 20 yd pass from Solomon (Martin)
5:48 LU Probert 31 yd field goal
5:37 BU Platt 75 yd pass from Solomon (Martin)
0:24 LU Gandy-Golden 13 yd pass from Calvert (Probert)

FOURTH QUARTER

12:11 LU Calvert 8 yd run (Probert)
10:39 BU Lovett 3 yd run (Martin)
6:12 LU Jones 26 yd pass from Calvert (Probert)
5:00 BU Lovett 34 yd run (Martin)

TEAM STATS	LIBERTY	BAYLOR
FIRST DOWNS	31	22
RUSHES-YARDS (NET)	43-138	34-254
PASSING YDS (NET)	447	278
Passes Att-Comp-Int	60-44-0	30-14-2
TOTAL OFFENSE PLAYS-YARDS	103-585	64-532
Fumble Returns-Yards	0-0	0-0
Punt Returns-Yards	0-0	0-0
Kickoff Returns-Yards	2-44	3-53
Interception Returns-Yards	2-30	0-0
Punts (Number-Avg)	3-40.3	4-40.8
Fumbles-Lost	2-0	1-0
Penalties-Yards	8-95	7-61
Possession Time	38:16	21:44
Third-Down Conversions	15 of 24	4 of 12
Fourth-Down Conversions	2 of 2	2 of 2
Red-Zone Scores-Chances	6-6	3-3
Sacks By: Number-Yards	0-0	1-2

INDIVIDUAL STATS

RUSHING: Liberty-Mosley, C. 28-122; Hickson, F. 8-17; Calvert, S. 6-0; Team 1-minus 1.
Baylor-Solomon, A. 6-97; Lovett, J. 14-89; Hasty, J. 11-56; Platt, C. 2-11; Dixon, D. 1-1.

PASSING: Liberty-Calvert, S. 44-60-0-447.
Baylor-Solomon, A. 14-29-1-278; Smith, Z. 0-1-1-0.

RECEIVING: Liberty-Gandy-Golden, A. 13-192; King, D. 10-66; Fitzgerald, M. 6-47; Reddick, C. 4-48; Stubbs, DJ 3-19; Mosley, C. 2-18; Matthews, K. 2-4; Jones, S. 1-26; McConnell, L. 1-12; Kennedy, T. 1-9; Foutz, Z. 1-6.
Baylor-Nicholson, T. 5-28; Platt, C. 3-102; Stricklin, P. 3-60; Mims, D. 2-85; Hasty, J. 1-3

GAME 2: MOREHEAD STATE

MOREHEAD STATE 17
LIBERTY 58

Sept. 9, 2017 at Williams Stadium (17,118)

SCORING	1	2	3	4	T
Morehead State	0	10	7	0	17
Liberty	24	21	7	6	58

**SCORING SUMMARY:
FIRST QUARTER**

13:47 LU Farrow 25 yd pass from Calvert (Probert)
10:01 LU King 42 yd pass from Calvert (Probert)
7:20 LU Probert 33 yd field goal
2:41 LU Gandy-Golden 10 yd pass from Calvert (Probert)

SECOND QUARTER

14:50 MS Foster 53 yd field goal
13:44 LU Farrow 76 yd pass from Calvert (Probert)
3:37 LU Matthews 2 yd run (Probert)
1:43 MS Sutherland 11 yd pass from Page (McDonogh)
0:24 LU Farrow 45 yd pass from Calvert (Probert)

THIRD QUARTER

9:02 MS Holbrook 9 yd run (McDonogh)
2:47 LU Matthews 2 yd run (Probert)

FOURTH QUARTER

14:20 LU Probert 37 yd field goal
9:03 LU Probert 38 yd field goal

TEAM STATS	MSU	LIBERTY
FIRST DOWNS	16	24
RUSHES-YARDS (NET)	30-64	44-196
PASSING YDS (NET)	236	327
Passes Att-Comp-Int	37-22-1	31-17-1
TOTAL OFFENSE PLAYS-YARDS	67-300	75-523
Fumble Returns-Yards	1--1	0-0
Punt Returns-Yards	0-0	4-36
Kickoff Returns-Yards	7-114	3-131
Interception Returns-Yards	1-0	1-25
Punts (Number-Avg)	7-41.9	1-46.0
Fumbles-Lost	0-0	1-1
Penalties-Yards	12-96	6-85
Possession Time	33:31	26:29
Third-Down Conversions	4 of 16	7 of 12
Fourth-Down Conversions	1 of 2	0 of 0
Red-Zone Scores-Chances	2-2	6-7
Sacks By: Number-Yards	1-7	1-6

INDIVIDUAL STATS

RUSHING: MSU-Holbrook, L. 13-44; Page, L. 7-9; London, R. 4-7; Beasley, A. 5-6, Team 1-minus 2.
Liberty-Matthews, K. 13-103; Hickson, F. 10-57; Lewis, M. 10-35; Mosley, C. 4-12; Calvert, S. 4-2, Team 2-minus 4; Cunningham, M. 1-minus 9.

PASSING: MSU-Page, L. 18-31-1-187; Sherry, J. 4-6-0-49.
Liberty-Calvert, S. 13-21-0-281; Cunningham, M. 4-10-1-46.

RECEIVING: MSU-Sutherland, J. 4-55; Wyche, S.R. 3-46; Robinson, C. 3-18; Higginbotham, J. 2-64; Hurst, L. 2-18; Washington, J. 2-14; Sames, N. 2-10; Beasley, A. 2-2; Adams, D. 1-9; Holbrook, L. 1-0.
Liberty-Farrow, B.J. 6-177; King, D. 3-86; Reddick, C. 2-13; Ogbeifun, F. 1-29; Hickson, F. 1-14; Gandy-Golden, A. 1-10; Matthews, K. 1-6; Fitzgerald, M. 1-4; Calvert, S. 1-minus 12

GAME 3: INDIANA STATE

INDIANA STATE 41
LIBERTY 42

Sept. 16, 2017 at Williams Stadium (16,060)

SCORING	1	2	3	4	T
Indiana State	7	17	14	3	41
Liberty	14	14	14	0	42

**SCORING SUMMARY:
FIRST QUARTER**

11:35 LU Farrow 3 yd pass from Calvert (Probert)
9:27 IS Keys 1 yd run (Nunez)
5:02 LU Mosley 1 yd run (Probert)

SECOND QUARTER

9:59 LU Mosley 22 yd run (Probert)
8:26 IS Nunez 43 yd field goal
4:35 IS McClendon 31 yd pass from Patterson (Nunez)
3:18 LU Gandy-Golden 13 yd pass from Calvert (Probert)
2:02 IS Pugh 64 yd pass from Sparks (Nunez)

THIRD QUARTER

11:31 IS Booker 1 yd run (Nunez)
9:09 LU King 32 yd pass from Calvert (Probert)
5:22 LU Farrow 6 yd pass from Calvert (Probert)
1:58 IS Pugh 31 yd pass from Sparks (Nunez)

FOURTH QUARTER

11:46 IS Nunez 43 yd field goal

TEAM STATS	ISU	LIBERTY
FIRST DOWNS	21	28
RUSHES-YARDS (NET)	35-107	33-121
PASSING YDS (NET)	436	379
Passes Att-Comp-Int	38-23-1	42-30-1
TOTAL OFFENSE PLAYS-YARDS	73-543	75-500
Fumble Returns-Yards	0-0	0-0
Punt Returns-Yards	1-4	1-25
Kickoff Returns-Yards	3-68	4-62
Interception Returns-Yards	1-0	1-0
Punts (Number-Avg)	5-41.8	6-36.5
Fumbles-Lost	1-1	1-0
Penalties-Yards	7-90	7-80
Possession Time	31:28	28:32
Third-Down Conversions	4 of 14	6 of 14
Fourth-Down Conversions	2 of 3	0 of 1
Red-Zone Scores-Chances	2-3	4-4
Sacks By: Number-Yards	2-12	1-6

INDIVIDUAL STATS

RUSHING: ISU-Booker, L. 26-95; Keys, J. 3-12; Morgan, R. 3-2; Sparks, C. 2-0; Team 1-minus 2.
Liberty-Mosley, C. 22-102; Hickson, F. 6-19; Calvert, S. 4-1; Matthews, K. 1-minus 1.

PASSING: ISU-Sparks, C. 22-36-1-405; Team 0-1-0-0; Patterson, J. 1-1-0-31.
Liberty-Calvert, S. 30-42-1-379.

RECEIVING: ISU-McClendon, J. 9-115; Pugh, B. 8-260; Morgan, R. 2-26; Booker, L. 2-14; Keys, J. 1-14; Larkin, Z. 1-7.
Liberty-King, D. 11-90; Gandy-Golden, A. 7-171; Reddick, C. 5-44; Farrow, B.J. 4-25; Mosley, C. 1-25; Foutz, Z. 1-23; Stubbs, DJ 1-1.

GAME 4: AT NO. 5/7 JACKSONVILLE STATE

LIBERTY 10
JACKSONVILLE STATE 31
Sept. 23, 2017 at Burgess-Snow Field (23,944)

SCORING	1	2	3	4	T
Liberty	3	0	7	0	10
Jacksonville State	0	10	14	7	31

**SCORING SUMMARY:
FIRST QUARTER**

1:57 LU Probert 28 yd field goal

SECOND QUARTER

11:02 JSU Barry 80 yd pass from Horn (Stinnett)

1:20 JSU Stinnett 49 yd field goal

THIRD QUARTER

11:59 JSU Thomas 11 yd run (Stinnett)

8:31 JSU Doss 15 yd run (Stinnett)

8:08 LU Farrow 65 yd pass from Calvert (Probert)

FOURTH QUARTER

5:04 JSU Thomas 13 yd run (Stinnett)

TEAM STATS	LIBERTY	JSU
FIRST DOWNS	17	19
RUSHES-YARDS (NET)	27-31	31-140
PASSING YDS (NET)	285	245
Passes Att-Comp-Int	47-22-1	29-17-1
TOTAL OFFENSE PLAYS-YARDS	74-316	60-385
Fumble Returns-Yards	0-0	0-0
Punt Returns-Yards	2-14	1-6
Kickoff Returns-Yards	4-76	3-56
Interception Returns-Yards	1-0	1-34
Punts (Number-Avg)	9-37.9	7-44.0
Fumbles-Lost	0-0	1-0
Penalties-Yards	6-65	10-75
Possession Time	30:17	29:43
Third-Down Conversions	6 of 18	3 of 12
Fourth-Down Conversions	1 of 1	0 of 0
Red-Zone Scores-Chances	1-1	3-3
Sacks By: Number-Yards	0-0	2-19

INDIVIDUAL STATS

RUSHING: Liberty-Mosley, C. 14-36; Hickson, F. 10-22; Matthews, K. 1-minus 8; Calvert, S. 2-minus 19. JSU-Thomas, R. 18-87; Doss, K. 3-32; Terry, T. 7-17; Horn, B. 3-4.

PASSING: Liberty-Calvert, S. 22-47-1-285. JSU-Horn, B. 9-19-1-181; Doss, K. 8-10-0-64.

RECEIVING: Liberty-Gandy-Golden, A. 7-126; Farrow, B.J. 6-93; King, D. 4-33; Mosley, C. 3-16; Foutz, Z. 1-11; Hickson, F. 1-6. JSU-Davidson, S. 4-37; Sanders, K. 4-37; Terry, D. 3-54; Hester, J. 2-25; Thomas, R. 2-4; Barry, T. 1-80; Smith, L. 1-8.

GAME 5: SAINT FRANCIS (PA.)

SAINT FRANCIS (PA.) 13
LIBERTY 7
Sept. 30, 2017 at Williams Stadium (15,886)

SCORING	1	2	3	4	T
Saint Francis (Pa.)	0	6	7	0	13
Liberty	0	0	0	7	7

**SCORING SUMMARY:
SECOND QUARTER**

0:18 SFU Valenzuela 9 yd pass from Fenimore (kick blkd)

THIRD QUARTER

4:39 SFU Lewis 23 yd pass from Fenimore (Bofenkamp)

FOURTH QUARTER

2:35 LU Reddick 32 yd pass from Calvert (Probert)

TEAM STATS	SFU	LIBERTY
FIRST DOWNS	14	15
RUSHES-YARDS (NET)	36-92	31-119
PASSING YDS (NET)	183	291
Passes Att-Comp-Int	35-23-0	42-21-2
TOTAL OFFENSE PLAYS-YARDS	71-275	73-338
Fumble Returns-Yards	0-0	0-0
Punt Returns-Yards	3-23	2-2
Kickoff Returns-Yards	1-20	3-59
Interception Returns-Yards	2-0	0-0
Punts (Number-Avg)	12-40.0	8-38.0
Fumbles-Lost	1-0	3-2
Penalties-Yards	4-49	3-21
Possession Time	35:33	24:27
Third-Down Conversions	5 of 18	4 of 17
Fourth-Down Conversions	0 of 1	1 of 3
Red-Zone Scores-Chances	1-1	0-1
Sacks By: Number-Yards	2-13	4-26

INDIVIDUAL STATS

RUSHING: SFU-Jordan-Toney, J. 22-105; Denley, J. 3-13; Team 1-minus 1; Solano, J. 1-minus 2; Fenimore, B. 9-minus 23. Liberty-Matthews, K. 5-50; Mosley, C. 9-36; Hickson, F. 7-24; Macon, T. 5-8; Calvert, S. 5-1.

PASSING: SFU-Fenimore, B. 23-35-0-183. Liberty-Calvert, S. 21-42-2-219.

RECEIVING: SFU-Lewis, K. 10-95; Solano, J. 7-27; Valenzuela, M. 3-33; Johnson, T. 1-19; Holder, C. 1-8; Henry, R. 1-1. Liberty-King, D. 7-61; Gandy-Golden, A. 6-50; Reddick, C. 3-70; Farrow, B.J. 2-13; Foutz, Z. 2-11; Hickson, F. 1-14.

GAME 6: KENNESAW STATE

KENNESAW STATE 42
LIBERTY 28
Oct. 14, 2017 at Williams Stadium (17,726)

SCORING	1	2	3	4	T
Kennesaw State	7	21	7	7	42
Liberty	7	0	7	14	28

**SCORING SUMMARY:
FIRST QUARTER**

10:54 LU Mosley 1 yd run (Probert)

7:06 KSU Holland 2 yd run (Thompson)

SECOND QUARTER

12:18 KSU Holland 63 yd run (Thompson)

4:57 KSU Terry 26 yd run (Thompson)

0:01 KSU Sumpter 4 yd pass from Burks (Thompson)

THIRD QUARTER

4:33 KSU Burks 2 yd run (Thompson)

0:07 LU Farrow 7 yd pass from Calvert (Probert)

FOURTH QUARTER

11:32 LU Mosley 1 yd run (Probert)

9:06 LU Gandy-Golden 30 yd pass from Calvert (Probert)

3:13 KSU McKenzie 30 yd run (Thompson)

TEAM STATS	KSU	LIBERTY
FIRST DOWNS	26	20
RUSHES-YARDS (NET)	77-498	26-103
PASSING YDS (NET)	9	234
Passes Att-Comp-Int	7-2-1	26-19-1
TOTAL OFFENSE PLAYS-YARDS	84-507	52-337
Fumble Returns-Yards	0-0	0-0
Punt Returns-Yards	1-6	1-11
Kickoff Returns-Yards	1-7	4-53
Interception Returns-Yards	1-28	1-11
Punts (Number-Avg)	2-37.5	3-32.3
Fumbles-Lost	3-0	1-1
Penalties-Yards	8-62	3-25
Possession Time	38:38	21:22
Third-Down Conversions	10 of 17	2 of 7
Fourth-Down Conversions	3 of 4	1 of 2
Red-Zone Scores-Chances	3-3	3-3
Sacks By: Number-Yards	1-8	0-0

INDIVIDUAL STATS

RUSHING: KSU-Terry, S. 9-126; McKenzie, J. 18-111; Holland, D. 6-84; Burks, C. 20-82; Outlaw, S. 14-57; Reed, T.J. 3-20; Chivers, T. 3-18; Rechsteiner, B. 1-4; Team 3-minus 4. Liberty-Mosley, C. 14-75; Macon, T. 4-22; King, D. 2-12; Hickson, F. 4-11; Calvert, S. 2-minus 17.

PASSING: KSU-Burks, C. 2-7-1-9. Liberty-Calvert, S. 19-26-1-234.

RECEIVING: KSU-Sumpter, J. 2-9. Liberty-King, D. 5-32; Gandy-Golden, A. 4-89; Reddick, C. 4-62; Farrow, B.J. 4-46; Mosley, C. 1-3; Macon, T. 1-2.

GAME 7 : AT MONMOUTH

LIBERTY 39
MONMOUTH 56

Oct. 21, 2017 at Kessler Stadium (4,235)

SCORING	1	2	3	4	T
Liberty	7	12	20	0	39
Monmouth	21	14	14	7	56

**SCORING SUMMARY:
FIRST QUARTER**

11:15 LU Hickson 5 yd run (Probert)
11:00 MU Guerriero 95 yd kickoff return (Mosquera)
6:09 MU Zokouri 25 yd run (Mosquera)
0:45 MU Moore 12 yd run (Mosquera)

SECOND QUARTER

14:19 LU Farrow 76 yd pass from Calvert (kick failed)
11:32 MU Zokouri 35 yd run (Mosquera)
2:01 MU Guerriero 41 yd run (Mosquera)
1:10 LU Reddick 23 yd pass from Calvert (pass failed)

THIRD QUARTER

12:04 MU White Jr. 8 yd pass from Bahar (Mosquera)
8:10 MU Jones 4 yd run (Mosquera)
5:59 LU Gandy-Golden 24 yd pass from Calvert (Probert)
2:27 LU King 22 yd pass from Calvert (Probert)
0:00 LU Gandy-Golden 33 yd pass from Calvert (run failed)

FOURTH QUARTER

11:43 MU White Jr. 61 yd pass from Bahar (Mosquera)

TEAM STATS	LIBERTY	MU
FIRST DOWNS	24	26
RUSHES-YARDS (NET)	25-121	43-364
PASSING YDS (NET)	408	244
Passes Att-Comp-Int	50-25-0	25-14-1
TOTAL OFFENSE PLAYS-YARDS	75-529	68-608
Fumble Returns-Yards	0-0	0-0
Punt Returns-Yards	1-10	3-6
Kickoff Returns-Yards	3-58	6-161
Interception Returns-Yards	1-8	0-0
Punts (Number-Avg)	7-43.6	5-39.6
Fumbles-Lost	0-0	1-1
Penalties-Yards	4-48	5-66
Possession Time	26:32	33:28
Third-Down Conversions	7 of 16	2 of 10
Fourth-Down Conversions	1 of 2	1 of 1
Red-Zone Scores-Chances	1-1	3-3
Sacks By: Number-Yards	1-7	2-12

INDIVIDUAL STATS

RUSHING: Liberty-Mosley, C. 10-71; Macon, T. 4-18; Calvert, S. 5-17; Matthews, K. 4-8; Hickson, F. 2-7. Monmouth-Zokouri, E. 18-193; Guerriero, P. 18-162; Moore, L. 1-12; Jones, D. 2-1; Bahar, K. 4-minus 4.

PASSING: Liberty-Calvert, S. 25-50-0-408. Monmouth-Bahar, K. 14-25-1-244.

RECEIVING: Liberty-Gandy-Golden, A. 9-127; King, D. 6-83; Farrow, B.J. 3-126; Reddick, C. 3-51; Mosley, C. 2-11; Stubbs, DJ 1-10; Matthews, K. 1-0. Monmouth-White Jr., R. 10-187; Grasso, V. 3-43; Moore, L. 1-14.

GAME 8 : AT GARDNER-WEBB

LIBERTY 33
GARDNER-WEBB 17

Oct. 28, 2017 at Spangler Stadium (3,850)

SCORING	1	2	3	4	T
Liberty	6	6	7	14	33
Gardner-Webb	0	7	3	7	17

**SCORING SUMMARY:
FIRST QUARTER**

4:30 LU Gandy-Golden 40 yd pass from Calvert (kick blked)

SECOND QUARTER

8:17 GW Rollins 40 yd pass from Maxwell (Schumacher)
1:36 LU King 22 yd pass from Calvert (pass failed)

THIRD QUARTER

9:50 LU Mosley 1 yd run (Probert)
5:36 GW Schumacher 22 yd field goal

FOURTH QUARTER

14:07 GW Cagle 37 yd run (Schumacher)
8:47 LU Mosley 1 yd run (Probert)
2:38 LU Peters 15 yd interception return (Probert)

TEAM STATS	LIBERTY	GWU
FIRST DOWNS	22	24
RUSHES-YARDS (NET)	30-125	44-277
PASSING YDS (NET)	333	206
Passes Att-Comp-Int	34-21-0	32-13-3
TOTAL OFFENSE PLAYS-YARDS	64-458	76-483
Fumble Returns-Yards	0-0	0-0
Punt Returns-Yards	2-7	0-0
Kickoff Returns-Yards	2-23	4-71
Interception Returns-Yards	3-8	0-0
Punts (Number-Avg)	5-44.2	4-29.8
Fumbles-Lost	2-1	0-0
Penalties-Yards	9-69	5-40
Possession Time	26:56	33:04
Third-Down Conversions	7 of 13	8 of 17
Fourth-Down Conversions	0 of 0	2 of 2
Red-Zone Scores-Chances	2-3	1-4
Sacks By: Number-Yards	1-2	1-10

INDIVIDUAL STATS

RUSHING: Liberty-Mosley, C. 20-123; Hickson, F. 8-14; Team 1-minus 2; Calvert, S. 1-minus 10. Gardner-Webb-Cagle, J. 24-179; Maxwell, T. 15-61; Carter, T. 5-37.

PASSING: Liberty-Calvert, S. 21-34-0-333. Gardner-Webb-Maxwell, T. 13-32-3-206.

RECEIVING: Liberty-King, D. 8-108; Reddick, C. 5-73; Gandy-Golden, A. 4-123; Mosley, C. 2-12; Kennedy, T. 1-10; Farrow, B.J. 1-7. Gardner-Webb-Rollins, B. 3-61; Horton, K. 2-44; Cagle, J. 2-27; Henderson, J. 2-18; Goodman, J. 1-28; Lee, A. 1-11; Chapman, C. 1-9; Jackson IV, W. 1-8.

GAME 9 : DUQUESNE

DUQUESNE 24
LIBERTY 27

Nov. 4, 2017 at Williams Stadium (14,634)

SCORING	1	2	3	4	T
Duquesne	14	10	0	0	24
Liberty	7	3	7	10	27

**SCORING SUMMARY:
FIRST QUARTER**

7:48 LU Mosley 6 yd run (Probert)
7:27 DU Hines 79 yd run (Domit)
1:12 DU Rawlins 25 yd pass from Stuart (Domit)

SECOND QUARTER

5:11 DU Domit 36 yd field goal
2:57 DU Hines 49 yd run (Domit)
0:51 LU Probert 42 yd field goal

THIRD QUARTER

6:33 LU Farrow 16 yd pass from Calvert (Probert)

FOURTH QUARTER

10:58 LU Probert 43 yd field goal
4:14 LU Mosley 1 yd run (Probert)

TEAM STATS	DU	LIBERTY
FIRST DOWNS	15	29
RUSHES-YARDS (NET)	35-295	54-210
PASSING YDS (NET)	139	211
Passes Att-Comp-Int	23-13-2	46-23-0
TOTAL OFFENSE PLAYS-YARDS	58-434	100-421
Fumble Returns-Yards	0-0	1-2
Punt Returns-Yards	1--4	2-2
Kickoff Returns-Yards	4-60	4-77
Interception Returns-Yards	0-0	2-6
Punts (Number-Avg)	6-38.5	6-39.8
Fumbles-Lost	2-2	0-0
Penalties-Yards	2-30	1-10
Possession Time	25:23	34:37
Third-Down Conversions	3 of 11	10 of 23
Fourth-Down Conversions	0 of 1	1 of 1
Red-Zone Scores-Chances	1-1	4-5
Sacks By: Number-Yards	0-0	0-0

INDIVIDUAL STATS

RUSHING: Duquesne-Hines, A.J. 25-253; Stuart, T. 6-34; Murray III, D. 4-8. Liberty-Mosley, C. 30-151; Hickson, F. 18-74; Matthews, K. 1-4; Calvert, S. 1-2, Team 4-minus 21.

PASSING: Duquesne-Stuart, T. 13-23-2-139. Liberty-Calvert, S. 23-46-0-211.

RECEIVING: Duquesne-Rawlins, C. 5-51; Taylor, K. 3-41; Lucas, T. 2-24; Crawford, N. 2-21; Hines, A.J. 1-2. Liberty-Gandy-Golden, A. 8-65; King, D. 4-48; Farrow, B.J. 4-44; Reddick, C. 3-39; Mosley, C. 2-1; Matthews, K. 1-12; Kennedy, T. 1-2.

GAME 10: PRESBYTERIAN

PRESBYTERIAN 28
LIBERTY 47

Nov. 11, 2017 at Williams Stadium (18,001)

SCORING	1	2	3	4	T
Presbyterian	7	0	14	7	28
Liberty	24	9	7	7	47

SCORING SUMMARY:

FIRST QUARTER

14:24 LU Mosley 8 yd run (Probert)
10:09 LU Probert 35 yd field goal
7:57 LU Reddick 68 yd pass from Calvert (Probert)
6:14 PC Robinson 3 yd run (Norton)
2:11 LU Farrow 31 yd pass from Calvert (Probert)

SECOND QUARTER

6:44 LU Reddick 30 yd pass from Calbert (kick blocked)
1:03 LU Probert 21 yd field goal

THIRD QUARTER

12:27 PC McGhee 9 yd pass from Brock (Norton)
7:41 LU Kennedy 1 yd run (Probert)
4:17 PC Davis 26 yd pass from Brock (Norton)

FOURTH QUARTER

8:32 LU Hickson 1 yd run (Probert)
3:00 PC Brock 14 yd run (Norton)

TEAM STATS	PC	LIBERTY
FIRST DOWNS	16	30
RUSHES-YARDS (NET)	32-155	50-317
PASSING YDS (NET)	297	311
Passes Att-Comp-Int	33-16-0	27-14-0
TOTAL OFFENSE PLAYS-YARDS	65-452	77-628
Fumble Returns-Yards	1-17	0-0
Punt Returns-Yards	0-0	2-8
Kickoff Returns-Yards	6-130	5-122
Interception Returns-Yards	0-0	0-0
Punts (Number-Avg)	5-38.4	0-0
Fumbles-Lost	0-0	2-2
Penalties-Yards	4-37	2-17
Possession Time	29:28	30:32
Third-Down Conversions	3 of 12	5 of 11
Fourth-Down Conversions	2 of 4	3 of 3
Red-Zone Scores-Chances	3-4	5-6
Sacks By: Number-Yards	0-0	0-0

INDIVIDUAL STATS

RUSHING: PC-Marable, T. 23-126; Brock, W. 5-23; Robinson, M. 3-9; Davis, D. 1-minus 3.
Liberty-Mosley, C. 27-149; Hickson, F. 16-97; Matthews, K. 5-66; Calvert, S. 1-4; Kennedy, T. 1-1.

PASSING: PC-Brock, W. 16-33-0-297.

Liberty-Calvert, S. 14-26-0-311; Farrow, B.J. 0-1-0-0.

RECEIVING: PC-McGhee, D. 4-65; Davis, D. 4-61; Goddard, K. 3-49; Watson, D. 2-67; Pearson, K. 2-15; Frazier, C. 1-40.
Liberty-Reddick, C. 4-125; Fitzgerald, M. 2-68; King, D. 2-20; Stubbs, DJ 2-20; Farrow, B.J. 1-31; Kennedy, T. 1-26; Mosley, C. 1-14; Jones, S. 1-7.

GAME 11: CHARLESTON SOUTHERN

LIBERTY 19
CHARLESTON SOUTHERN 20

Nov. 18, 2017 at Buccaneer Field (3,345)

SCORING	1	2	3	4	T
Liberty	0	7	9	3	19
Charleston So.	0	7	0	13	20

SCORING SUMMARY:

SECOND QUARTER

14:06 CSU Schuler 1 yd run (Tekac)
5:32 LU Gandy-Golden 22 yd pass from Calvert (Probert)

THIRD QUARTER

9:28 LU Probert 27 yd field goal
2:42 LU Gandy-Golden 10 yd pass from Calvert (kick blocked)

FOURTH QUARTER

14:18 CSU Johnson 8 yd run (Tekac)
6:56 CSU Tekac 24 yd field goal
1:11 LU Probert 49 yd field goal
0:01 CSU Tekac 42 yd field goal

TEAM STATS	LIBERTY	CSU
FIRST DOWNS	19	18
RUSHES-YARDS (NET)	23-51	49-229
PASSING YDS (NET)	255	186
Passes Att-Comp-Int	45-25-1	28-13-0
TOTAL OFFENSE PLAYS-YARDS	68-306	77-415
Fumble Returns-Yards	0-0	0-0
Punt Returns-Yards	1-0	0-0
Kickoff Returns-Yards	4-57	3-57
Interception Returns-Yards	0-0	1-0
Punts (Number-Avg)	6-47.8	7-43.4
Fumbles-Lost	0-0	2-1
Penalties-Yards	3-20	9-90
Possession Time	24:47	35:13
Third-Down Conversions	6 of 16	8 of 20
Fourth-Down Conversions	1 of 1	3 of 3
Red-Zone Scores-Chances	3-3	3-3
Sacks By: Number-Yards	3-19	3-28

INDIVIDUAL STATS

RUSHING: Liberty-Hickson, F. 11-33; Mosley, C. 7-19; Matthews, K. 1-4; Calvert 4-minus 5.
CSU-Shuler, N. 13-84; Johnson, L. 20-77; Harris, R. 7-32; Wilson, T. 8-30; Wall, G. 1-6.

PASSING: Liberty-Calvert, S. 25-44-1-255; Team 0-1-0-0.

CSU-Johnson, L. 13-27-0-186; Team 0-1-0-0.

RECEIVING: Liberty-Gandy-Golden, A. 10-113; King, D. 6-42; Reddick, C. 5-80; Hickson, F. 2-11; Farrow, B.J. 1-9; Mosley, C. 1-0.
CSU-Brown, K. 4-106; Wall, G. 4-23; Davis, S. 2-27; Shuler, N. 2-12; Dinkins, K. 1-18.

2017 Liberty University Football
Liberty Game Results (as of Nov 18, 2017)
All games

Date	Opponent		Score	Overall	Conference	Time	Attend
09-02-17	at Baylor	W	48-45	1-0	0-0	3:48	45784
09-09-17	MOREHEAD STATE	W	58-17	2-0	0-0	3:12	17118
09-16-17	INDIANA STATE	W	42-41	3-0	0-0	3:29	16060
09-23-17	at #5 Jacksonville State	L	10-31	3-1	0-0	2:57	23944
09-30-17	ST. FRANCIS (PA.)	L	7-13	3-2	0-0	2:59	15886
* 10-14-17	KENNESAW STATE	L	28-42	3-3	0-1	2:54	17726
* 10-21-17	at Monmouth	L	39-56	3-4	0-2	3:20	4235
* 10-28-17	at Gardner-Webb	W	33-17	4-4	1-2	3:00	3850
11-04-17	DUQUESNE	W	27-24	5-4	1-2	3:17	14634
* 11-11-17	PRESBYTERIAN	W	47-28	6-4	2-2	3:01	18001
* 11-18-17	at Charleston So.	L	19-20	6-5	2-3	3:21	3345

**2017 Liberty University Football
Liberty Overall Team Statistics (as of Nov 18, 2017)
All games**

Team Statistics	LIBERTY	OPP
SCORING	358	334
Points Per Game	32.5	30.4
Points Off Turnovers	57	45
FIRST DOWNS	259	217
Rushing	87	113
Passing	153	93
Penalty	19	11
RUSHING YARDAGE	1532	2475
Yards gained rushing	1784	2647
Yards lost rushing	252	172
Rushing Attempts	386	446
Average Per Rush	4.0	5.5
Average Per Game	139.3	225.0
TDs Rushing	15	26
PASSING YARDAGE	3409	2459
Comp-Att-Int	261-450-7	170-317-12
Average Per Pass	7.6	7.8
Average Per Catch	13.1	14.5
Average Per Game	309.9	223.5
TDs Passing	29	17
TOTAL OFFENSE	4941	4934
Total Plays	836	763
Average Per Play	5.9	6.5
Average Per Game	449.2	448.5
KICK RETURNS: #-Yards	38-762	41-797
PUNT RETURNS: #-Yards	18-115	10-41
INT RETURNS: #-Yards	12-88	7-62
KICK RETURN AVERAGE	20.1	19.4
PUNT RETURN AVERAGE	6.4	4.1
INT RETURN AVERAGE	7.3	8.9
FUMBLES-LOST	12-7	12-5
PENALTIES-Yards	52-535	73-696
Average Per Game	48.6	63.3
PUNTS-Yards	54-2180	64-2572
Average Per Punt	40.4	40.2
Net punt average	37.4	37.1
KICKOFFS-Yards	70-4262	64-3719
Average Per Kick	60.9	58.1
Net kick average	39.9	38.4
TIME OF POSSESSION/Game	28:26	31:34
3RD-DOWN Conversions	75/171	54/159
3rd-Down Pct	44%	34%
4TH-DOWN Conversions	11/16	16/23
4th-Down Pct	69%	70%
SACKS BY-Yards	11-66	15-111
MISC YARDS	51	0
TOUCHDOWNS SCORED	46	44
FIELD GOALS-ATTEMPTS	14-20	9-13
ON-SIDE KICKS	0-1	0-0
RED-ZONE SCORES	(35-40) 88%	(25-30) 83%
RED-ZONE TOUCHDOWNS	(23-40) 57%	(22-30) 73%
PAT-ATTEMPTS	(38-43) 88%	(43-44) 98%
ATTENDANCE	99425	81158
Games/Avg Per Game	6/16571	5/16232
Neutral Site Games		0/0

Score by Quarters	1st	2nd	3rd	4th	OT	Total
Liberty	98	83	102	75	0	358
Opponents	56	119	94	65	0	334

2017 Liberty University Football Liberty Overall Individual Statistics (as of Jan 16, 2018) All games

Rushing	gp-gs	att	gain	loss	net	avg	td	lg	avg/g
MOSLEY, Carrington	11-10	185	938	42	896	4.8	9	36	81.5
HICKSON, Frankie	11-1	100	396	21	375	3.8	2	28	34.1
MATTHEWS, Kentory	10-1	31	244	18	226	7.3	2	45	22.6
MACON, Todd	4-0	13	52	4	48	3.7	0	9	12.0
LEWIS, Mitchell	11-0	10	39	4	35	3.5	0	11	3.2
KING, Damian	11-9	2	12	0	12	6.0	0	10	1.1
KENNEDY, Thomas	11-3	1	1	0	1	1.0	1	1	0.1
CUNNINGHAM, Mason	1-0	1	0	9	-9	-9.0	0	0	-9.0
CALVERT, Stephen	11-11	35	102	126	-24	-0.7	1	23	-2.2
TEAM	7-0	8	0	28	-28	-3.5	0	0	-4.0
Total	11	386	1784	252	1532	4.0	15	45	139.3
Opponents	11	446	2647	172	2475	5.5	26	79	225.0

Passing	gp-gs	effic	comp-att-int	pct	yds	td	lg	avg/g
CALVERT, Stephen	11-11	142.28	257-438-6	58.7	3363	29	76	305.7
CUNNINGHAM, Mason	1-0	58.64	4-10-1	40.0	46	0	29	46.0
FARROW, B.J.	10-10	0.00	0-1-0	0.0	0	0	0	0.0
TEAM	7-0	0.00	0-1-0	0.0	0	0	0	0.0
Total	11	139.79	261-450-7	58.0	3409	29	76	309.9
Opponents	11	128.91	170-317-12	53.6	2459	17	80	223.5

Receiving	gp-gs	no.	yds	avg	td	lg	avg/g
GANDY-GOLDEN, Anto	10-8	69	1066	15.4	10	55	106.6
KING, Damian	11-9	66	669	10.1	4	42	60.8
REDDICK, Cephas	10-1	38	605	15.9	4	68	60.5
FARROW, B.J.	10-10	32	571	17.8	10	76	57.1
MOSLEY, Carrington	11-10	15	100	6.7	0	25	9.1
FITZGERALD, Marquis	11-2	9	119	13.2	0	42	10.8
STUBBS, DJ	11-1	7	50	7.1	0	12	4.5
FOUTZ, Zac	11-8	5	51	10.2	0	23	4.6
HICKSON, Frankie	11-1	5	45	9.0	0	14	4.1
MATTHEWS, Kentory	10-1	5	22	4.4	0	12	2.2
KENNEDY, Thomas	11-3	4	47	11.8	0	26	4.3
JONES, Spencer	11-1	2	33	16.5	1	26	3.0
OGBEIFUN, Fidel	7-0	1	29	29.0	0	29	4.1
MCCONNELL, Lionell	1-0	1	12	12.0	0	12	12.0
MACON, Todd	4-0	1	2	2.0	0	2	0.5
CALVERT, Stephen	11-11	1	-12	-12.0	0	0	-1.1
Total	11	261	3409	13.1	29	76	309.9
Opponents	11	170	2459	14.5	17	80	223.5

Punt Returns	no.	yds	avg	td	lg
STUBBS, DJ	17	115	6.8	0	32
FARROW, B.J.	1	0	0.0	0	0
Total	18	115	6.4	0	32
Opponents	10	41	4.1	0	13

Interceptions	no.	yds	avg	td	lg
PETERS, Jeremy	3	8	2.7	1	15
TILLMON, Brandon	2	2	1.0	0	4
MCGINTY, Solomon	2	8	4.0	0	8
TURNER, Chris	1	32	32.0	1	32
JACKSON, Corbin	1	11	11.0	0	11
FAULKES, Jimmy	1	0	0.0	0	0
MCKINNEY, Jaylyn	1	25	25.0	0	25
ESPINOZA, Ceneca	1	2	2.0	0	2
Total	12	88	7.3	2	32
Opponents	7	62	8.9	0	34

Kick Returns	no.	yds	avg	td	lg
HICKSON, Frankie	27	577	21.4	0	84
ESPINOZA, Ceneca	5	81	16.2	0	23
KENNEDY, Thomas	3	36	12.0	0	20
STUBBS, DJ	2	83	41.5	0	71
KING, David	1	-15	-15.0	0	0
Total	38	762	20.1	0	84
Opponents	41	797	19.4	1	95

Fumble Returns	no.	yds	avg	td	lg
MCGINTY, Solomon	1	2	2.0	0	2
Total	1	2	2.0	0	2
Opponents	2	16	8.0	0	17

**2017 Liberty University Football
Liberty Overall Individual Statistics (as of Jan 16, 2018)
All games**

Scoring	td	fg	PAT				dxp	saf	pts	Total Offense						
			kick	rush	rcv	pass				g	plays	rush	pass	total	avg/g	
PROBERT, Alex	-	14-20	38-42	-	-	-	-	-	80	CALVERT, Stephen	11	473	-24	3363	3339	303.5
GANDY-GOLDEN, Anto	10	-	-	-	-	-	-	-	60	MOSLEY, Carrington	11	185	896	0	896	81.5
FARROW, B.J.	10	-	-	-	-	-	-	-	60	HICKSON, Frankie	11	100	375	0	375	34.1
MOSLEY, Carrington	9	-	-	-	-	-	-	-	54	MATTHEWS, Kentory	10	31	226	0	226	22.6
REDDICK, Cephas	4	-	-	-	-	-	-	-	24	MACON, Todd	4	13	48	0	48	12.0
KING, Damian	4	-	-	-	-	-	-	-	24	CUNNINGHAM, Mason	1	11	-9	46	37	37.0
HICKSON, Frankie	2	-	-	-	-	-	-	-	12	LEWIS, Mitchell	11	10	35	0	35	3.2
MATTHEWS, Kentory	2	-	-	-	-	-	-	-	12	KING, Damian	11	2	12	0	12	1.1
KENNEDY, Thomas	1	-	-	-	-	-	-	-	6	KENNEDY, Thomas	11	1	1	0	1	0.1
CALVERT, Stephen	1	-	0-1	-	-	0-2	-	-	6	TEAM	7	9	-28	0	-28	-4.0
PETERS, Jeremy	1	-	-	-	-	-	-	-	6	Total	11	836	1532	3409	4941	449.2
TURNER, Chris	1	-	-	-	-	-	-	-	6	Opponents	11	763	2475	2459	4934	448.5
JONES, Spencer	1	-	-	-	-	-	-	-	6							
LEWIS, Mitchell	-	-	-	1-1	-	-	-	-	2							
Total	46	14-20	38-43	1-1	-	0-2	-	-	358							
Opponents	44	9-13	43-44	-	-	-	-	-	334							

Field Goals	fg	pct.	01-19	20-29	30-39	40-49	50-99	lg	blk	Punting	no.	yds	avg	lg	tb	fc	i20	50+	blk
PROBERT, Alex	14-20	70.0	0-0	4-4	6-7	4-9	0-0	49	2	TURNER, Trey	53	2158	40.7	62	6	19	19	6	0
										TEAM	1	22	22.0	22	0	0	0	0	1
										Total	54	2180	40.4	62	6	19	19	6	1
										Opponents	64	2572	40.2	62	4	24	20	8	0
FG Sequence	Liberty									Kickoffs	no.	yds	avg	tb	ob	retn	net	ydln	
Baylor	(27),(41),(33),(31)									PROBERT, Alex	70	4262	60.9	27	2				
Morehead State	(33),(37),(38)									Total	70	4262	60.9	27	2	19.4	39.9	25	
Indiana State	48									Opponents	64	3719	58.1	20	5	20.1	38.4	26	
Jacksonville State	(28)																		
St. Francis (Pa.)	-																		
Kennesaw State	-																		
Monmouth	-																		
Gardner-Webb	-					31,(22),31													
Duquesne	48,33,(42),42,48,(43)					(36)													
Presbyterian	(35),(21),44					-													
Charleston So.	(27),(49)					(24),(42)													

Numbers in (parentheses) indicate field goal was made.

**2017 Liberty University Football
Liberty Overall Defensive Statistics (as of Nov 18, 2017)
All games**

#	Defensive Leaders	gp-gs	Tackles				tfl/yds	Sacks no-yds	Pass defense			Fumbles		blkd	
			ua	a	tot	no-yds			int-yds	brup	qbh	rcv-yds	ff	kick	saf
54	WELLS, Juwan	11-11	43	31	74	11.0-49	4.5-28	.	4	11	
1D	TILLMON, Brandon	11-11	38	22	60	1.5-4	0.5-2	2-2	1	1	
3	DAVIS, Rion	11-9	33	18	51	0.5-1	.	.	.	3	
20	MCGINTY, Solomon	10-10	29	22	51	5.5-16	0.5-1	2-8	1	1	1-2	.	.	.	
4D	MCKINNEY, Jaylyn	9-8	21	30	51	2.0-4	.	1-25	1	2	
44	BROWN, Dia'Vante	11-11	31	19	50	5.0-24	3.5-22	.	.	9	.	1	1	.	
55	AVERY, Tolen	11-11	25	14	39	3.0-10	1.0-3	.	.	4	.	.	1	.	
2	PETERS, Jeremy	11-11	28	8	36	4.0-5	.	3-8	8	
28	JACKSON, Corbin	9-7	18	14	32	1.5-6	.	1-11	3	.	.	.	1	.	
5D	IRONS, Lucas	9-3	22	10	32	2.0-6	.	.	.	1	1-0	1	.	.	
31	BENTON, Elijah	11-4	22	9	31	
39	TURNER, Chris	11-3	23	5	28	2.5-16	1.0-10	1-32	7	.	1-0	.	.	.	
6	ESPINOZA, Ceneca	11-2	20	7	27	1.0-3	.	1-2	.	1	
17	BRADLEY, Kedrick	11-0	10	11	21	1	
75	STOREY, Gregg	10-6	9	10	19	0.5-0	
97	MITCHELL, Elisha	11-5	8	10	18	1.0-2	1-0	.	.	.	
8	FAULKS, Jimmy	11-6	9	6	15	.	.	1-0	4	
48	KING, David	11-1	4	9	13	.	.	.	1	
24	MATTHEWS, Malik	10-2	10	2	12	.	.	.	1	
47	GREEN, Remington	11-0	4	7	11	0.5-2	
99	RUSINS, Ralfs	4-0	5	2	7	0.5-1	
43	ALEXANDER, Benjami	10-0	4	2	6	1-0	.	.	.	
90	HURTADO, Mitchell	7-0	3	2	5	
1	FITZGERALD, Marquis	11-2	3	2	5	
2D	DONALDSON, Kimani	7-0	4	1	5	
16	JONES, Spencer	11-1	4	.	4	
15	SANDERS, Jayod	10-0	1	2	3	1	
87	REDDICK, Cephas	10-1	1	1	2	
84	BITTER, Brett	7-0	1	.	1	
83	TULLY, Josh	1-0	1	.	1	
41	TAYLOR, Ryan	6-0	1	.	1	
33	STAPLES, Tyron	8-0	1	.	1	
5	STUBBS, DJ	11-1	1	.	1	
35	TURNER, Trey	10-0	1	.	1	
34	MOSLEY, Carrington	11-10	1	.	1	
11	GANDY-GOLDEN, Anto	10-8	1	.	1	
Total		11	440	276	716	42-149	11-66	12-88	31	35	5-2	2	3	.	
Opponents		11	461	342	803	65-253	15-111	7-62	56	39	7-16	7	6	.	

2017 Liberty University Football Liberty Individual Season/Career Statistics (as of Jan 16, 2018) All games

	SEASON								CAREER									
Rushing	gp	att	gain	loss	net	avg	td	lg	avg/g	gp	att	gain	loss	net	avg	td	lg	avg/g
MOSLEY, Carrington	11	185	938	42	896	4.8	9	36	81.5	36	334	1657	67	1590	4.8	14	55	44.2
HICKSON, Frankie	11	100	396	21	375	3.8	2	28	34.1	22	194	858	33	825	4.3	6	45	37.5
MATTHEWS, Kentory	10	31	244	18	226	7.3	2	45	22.6	10	31	244	18	226	7.3	2	45	22.6
MACON, Todd	4	13	52	4	48	3.7	0	9	12.0	33	277	1285	48	1237	4.5	18	65	37.5
LEWIS, Mitchell	11	10	39	4	35	3.5	0	11	3.2	11	10	39	4	35	3.5	0	11	3.2
KING, Damian	11	2	12	0	12	6.0	0	10	1.1	27	7	34	6	28	4.0	0	14	1.0
KENNEDY, Thomas	11	1	1	0	1	1.0	1	1	0.1	45	2	1	0	1	0.5	1	1	0.0
CUNNINGHAM, Mason	1	1	0	9	-9	-9.0	0	0	-9.0	1	1	0	9	-9	-9.0	0	0	-9.0
CALVERT, Stephen	11	35	102	126	-24	-0.7	1	23	-2.2	22	82	144	320	-176	-2.1	1	23	-8.0
TEAM	7	8	0	28	-28	-3.5	0	0	-4.0									
Total	11	386	1784	252	1532	4.0	15	45	139.3									
Opponents	11	446	2647	172	2475	5.5	26	79	225.0									
Passing	gp	effic	comp-att-int	pct	yds	td	lg	avg/g	gp	effic	comp-att-int	pct	yds	td	lg	avg/g		
CALVERT, Stephen	11	142.28	257-438-6	58.7	3363	29	76	305.7	22	138.13	407-700-15	58.1	5294	44	76	240.6		
CUNNINGHAM, Mason	1	58.64	4-10-1	40.0	46	0	29	46.0	1	58.64	4-10-1	40.0	46	0	29	46.0		
TEAM	7	0.00	0-1-0	0.0	0	0	0	0.0										
FARROW, B.J.	10	0.00	0-1-0	0.0	0	0	0	0.0	32	0.00	0-1-0	0.0	0	0	0	0.0		
Total	11	139.79	261-450-7	58.0	3409	29	76	309.9										
Opponents	11	128.91	170-317-12	53.6	2459	17	80	223.5										
Receiving	gp	no.	yds	avg	td	lg	avg/g	gp	no.	yds	avg	td	lg	avg/g				
GANDY-GOLDEN, Anton	10	69	1066	15.4	10	55	106.6	21	90	1381	15.3	13	55	65.8				
KING, Damian	11	66	669	10.1	4	42	60.8	27	90	875	9.7	4	42	32.4				
REDDICK, Cephas	10	38	605	15.9	4	68	60.5	19	39	613	15.7	4	68	32.3				
FARROW, B.J.	10	32	571	17.8	10	76	57.1	32	94	1300	13.8	15	76	40.6				
MOSLEY, Carrington	11	15	100	6.7	0	25	9.1	36	22	182	8.3	1	28	5.1				
FITZGERALD, Marquis	11	9	119	13.2	0	42	10.8	29	15	232	15.5	0	44	8.0				
STUBBS, DJ	11	7	50	7.1	0	12	4.5	11	7	50	7.1	0	12	4.5				
FOUTZ, Zac	11	5	51	10.2	0	23	4.6	21	6	52	8.7	1	23	2.5				
HICKSON, Frankie	11	5	45	9.0	0	14	4.1	22	11	83	7.5	0	14	3.8				
MATTHEWS, Kentory	10	5	22	4.4	0	12	2.2	10	5	22	4.4	0	12	2.2				
KENNEDY, Thomas	11	4	47	11.8	0	26	4.3	45	8	63	7.9	1	26	1.4				
JONES, Spencer	11	2	33	16.5	1	26	3.0	22	2	33	16.5	1	26	1.5				
OGBEIFUN, Fidel	7	1	29	29.0	0	29	4.1	7	1	29	29.0	0	29	4.1				
MCCONNELL, Lionell	1	1	12	12.0	0	12	12.0	1	1	12	12.0	0	12	12.0				
MACON, Todd	4	1	2	2.0	0	2	0.5	33	23	228	9.9	1	76	6.9				
CALVERT, Stephen	11	1	-12	-12.0	0	0	-1.1	22	1	-12	-12.0	0	0	-0.5				
Total	11	261	3409	13.1	29	76	309.9											
Opponents	11	170	2459	14.5	17	80	223.5											
Total Offense	g	plays	rush	pass	total	avg/g	g	plays	rush	pass	total	avg/g						
CALVERT, Stephen	11	473	-24	3363	3339	303.5	22	782	-176	5294	5118	232.6						
MOSLEY, Carrington	11	185	896	0	896	81.5	36	334	1590	0	1590	44.2						
HICKSON, Frankie	11	100	375	0	375	34.1	22	194	825	0	825	37.5						
MATTHEWS, Kentory	10	31	226	0	226	22.6	10	31	226	0	226	22.6						
MACON, Todd	4	13	48	0	48	12.0	33	277	1237	0	1237	37.5						
CUNNINGHAM, Mason	1	11	-9	46	37	37.0	1	11	-9	46	37	37.0						
LEWIS, Mitchell	11	10	35	0	35	3.2	11	10	35	0	35	3.2						
KING, Damian	11	2	12	0	12	1.1	27	9	28	76	104	3.9						
KENNEDY, Thomas	11	1	1	0	1	0.1	45	2	1	0	1	0.0						
TEAM	7	9	-28	0	-28	-4.0												
Total	11	836	1532	3409	4941	449.2												
Opponents	11	763	2475	2459	4934	448.5												

**2017 Liberty University Football
Liberty Individual Season/Career Statistics (as of Jan 16, 2018)
All games**

SEASON										CAREER									
Scoring	td	fg	PAT				dpx	saf	pts	td	fg	PAT				dpx	saf	pts	
			kick	rush	rcv	pass						kick	rush	rcv	pass				
PROBERT, Alex	-	14-20	38-42	-	-	-	-	80	-	29-39	71-77	-	-	-	-	-	158		
FARROW, B.J.	10	-	-	-	-	-	-	60	15	-	-	-	-	-	-	-	90		
GANDY-GOLDEN, Anton	10	-	-	-	-	-	-	60	13	-	-	-	-	-	-	-	78		
MOSLEY, Carrington	9	-	-	-	-	-	-	54	15	-	-	-	-	-	-	-	90		
REDDICK, Cephas	4	-	-	-	-	-	-	24	4	-	-	-	-	-	-	-	24		
KING, Damian	4	-	-	-	-	-	-	24	4	-	-	-	-	-	-	-	24		
HICKSON, Frankie	2	-	-	-	-	-	-	12	7	-	-	-	-	-	-	-	42		
MATTHEWS, Kentory	2	-	-	-	-	-	-	12	2	-	-	-	-	-	-	-	12		
TURNER, Chris	1	-	-	-	-	-	-	6	1	-	-	-	-	-	-	-	6		
PETERS, Jeremy	1	-	-	-	-	-	-	6	2	-	-	-	-	-	-	-	12		
KENNEDY, Thomas	1	-	-	-	-	-	-	6	2	-	-	-	-	-	-	-	12		
JONES, Spencer	1	-	-	-	-	-	-	6	1	-	-	-	-	-	-	-	6		
CALVERT, Stephen	1	-	0-1	-	-	0-2	-	6	1	-	0-1	-	-	0-4	-	-	6		
LEWIS, Mitchell	-	-	-	1-1	-	-	-	2	-	-	-	1-1	-	-	-	-	2		
Total	46	14-20	38-43	1-1	-	0-2	-	358											
Opponents	44	9-13	43-44	-	-	-	-	334											

Punt Returns						CAREER					
	no.	yds	avg	td	lg		no.	yds	avg	td	lg
STUBBS, DJ	17	115	6.8	0	32	STUBBS, DJ	17	115	6.8	0	32
FARROW, B.J.	1	0	0.0	0	0	FARROW, B.J.	9	65	7.2	0	22
Total	18	115	6.4	0	32	Total	18	115	6.4	0	32
Opponents	10	41	4.1	0	13	Opponents	10	41	4.1	0	13

Kick Returns						CAREER					
	no.	yds	avg	td	lg		no.	yds	avg	td	lg
HICKSON, Frankie	27	577	21.4	0	84	HICKSON, Frankie	55	1284	23.3	1	99
ESPINOZA, Ceneca	5	81	16.2	0	23	ESPINOZA, Ceneca	5	81	16.2	0	23
KENNEDY, Thomas	3	36	12.0	0	20	KENNEDY, Thomas	5	48	9.6	0	20
STUBBS, DJ	2	83	41.5	0	71	STUBBS, DJ	2	83	41.5	0	71
KING, David	1	-15	-15.0	0	0	KING, David	1	-15	-15.0	0	0
Total	38	762	20.1	0	84	Total	38	762	20.1	0	84
Opponents	41	797	19.4	1	95	Opponents	41	797	19.4	1	95

Interceptions						CAREER					
	no.	yds	avg	td	lg		no.	yds	avg	td	lg
PETERS, Jeremy	3	8	2.7	1	15	PETERS, Jeremy	4	52	13.0	2	44
MCGINTY, Solomon	2	8	4.0	0	8	MCGINTY, Solomon	4	51	12.8	1	33
TILLMON, Brandon	2	2	1.0	0	4	TILLMON, Brandon	2	2	1.0	0	4
ESPINOZA, Ceneca	1	2	2.0	0	2	ESPINOZA, Ceneca	1	2	2.0	0	2
JACKSON, Corbin	1	11	11.0	0	11	JACKSON, Corbin	1	11	11.0	0	11
FAULKS, Jimmy	1	0	0.0	0	0	FAULKS, Jimmy	1	0	0.0	0	0
MCKINNEY, Jaylyn	1	25	25.0	0	25	MCKINNEY, Jaylyn	1	25	25.0	0	25
TURNER, Chris	1	32	32.0	1	32	TURNER, Chris	8	57	7.1	1	32
Total	12	88	7.3	2	32	Total	12	88	7.3	2	32
Opponents	7	62	8.9	0	34	Opponents	7	62	8.9	0	34

Fumble Returns						CAREER					
	no.	yds	avg	td	lg		no.	yds	avg	td	lg
MCGINTY, Solomon	1	2	2.0	0	2	MCGINTY, Solomon	1	2	2.0	0	2
Total	1	2	2.0	0	2	Total	1	2	2.0	0	2
Opponents	2	16	8.0	0	17	Opponents	2	16	8.0	0	17

**2017 Liberty University Football
Liberty Individual Season/Career Statistics (as of Jan 16, 2018)
All games**

All Purpose	SEASON								CAREER							
	g	rush	rcv	pr	kr	ir	total	avg/g	g	rush	rcv	pr	kr	ir	total	avg/g
GANDY-GOLDE	10	0	1066	0	0	0	1066	106.6	21	0	1381	0	0	0	1381	65.8
HICKSON, Frank	11	375	45	0	577	0	997	90.6	22	825	83	0	1284	0	2192	99.6
MOSLEY, Carrin	11	896	100	0	0	0	996	90.5	36	1590	182	0	0	0	1772	49.2
KING, Damian	11	12	669	0	0	0	681	61.9	27	28	875	39	455	0	1397	51.7
REDDICK, Ceph	10	0	605	0	0	0	605	60.5	19	0	613	0	0	0	613	32.3
FARROW, B.J.	10	0	571	0	0	0	571	57.1	32	0	1300	65	0	0	1365	42.7
STUBBS, DJ	11	0	50	115	83	0	248	22.5	11	0	50	115	83	0	248	22.5
MATTHEWS, Ke	10	226	22	0	0	0	248	24.8	10	226	22	0	0	0	248	24.8
FITZGERALD, M	11	0	119	0	0	0	119	10.8	29	0	232	0	0	0	232	8.0
KENNEDY, Tho	11	1	47	0	36	0	84	7.6	45	1	63	0	48	0	112	2.5
ESPINOZA, Cen	11	0	0	0	81	2	83	7.5	11	0	0	0	81	2	83	7.5
FOUTZ, Zac	11	0	51	0	0	0	51	4.6	21	0	52	0	0	0	52	2.5
MACON, Todd	4	48	2	0	0	0	50	12.5	33	1237	228	0	0	0	1465	44.4
LEWIS, Mitchell	11	35	0	0	0	0	35	3.2	11	35	0	0	0	0	35	3.2
JONES, Spencer	11	0	33	0	0	0	33	3.0	22	0	33	0	0	0	33	1.5
TURNER, Chris	11	0	0	0	0	32	32	2.9	33	0	0	0	0	57	57	1.7
OGBEIFUN, Fide	7	0	29	0	0	0	29	4.1	7	0	29	0	0	0	29	4.1
MCKINNEY, Jayl	9	0	0	0	0	25	25	2.8	20	0	0	0	8	25	33	1.6
MCCONNELL, Li	1	0	12	0	0	0	12	12.0	1	0	12	0	0	0	12	12.0
JACKSON, Corbi	9	0	0	0	0	11	11	1.2	30	0	0	0	0	11	11	0.4
PETERS, Jerem	11	0	0	0	0	8	8	0.7	30	0	0	0	125	52	177	5.9
MCGINTY, Solo	10	0	0	0	0	8	8	0.8	21	0	0	0	0	51	51	2.4
TILLMON, Brand	11	0	0	0	0	2	2	0.2	21	0	0	0	0	2	2	0.1
CUNNINGHAM,	1	-9	0	0	0	0	-9	-9.0	1	-9	0	0	0	0	-9	-9.0
KING, David	11	0	0	0	-15	0	-15	-1.4	28	0	0	0	-15	0	-15	-0.5
TEAM	7	-28	0	0	0	0	-28	-4.0								
CALVERT, Steph	11	-24	-12	0	0	0	-36	-3.3	22	-176	-12	0	0	0	-188	-8.5
Total	11	1532	3409	115	762	88	5906	536.9								
Opponents	11	2475	2459	41	797	62	5834	530.4								

Field Goals	att	good	long	blkd	att	good	long	blkd
PROBERT, Alex	20	14	49	2	39	29	51	3
Total	20	14	49	2				
Opponents	13	9	53	2				

Punting	no.	yds	avg	lg	blk	no.	yds	avg	lg	blk
TURNER, Trey	53	2158	40.7	62	0	217	8878	40.9	62	2
TEAM	1	22	22.0	22	1					
Total	54	2180	40.4	62	1					
Opponents	64	2572	40.2	62	0					

Kickoffs	no.	yds	avg	tb	ob	no.	yds	avg	tb	ob
PROBERT, Alex	70	4262	60.9	27	2	132	8090	61.3	54	5
Total	70	4262	60.9	27	2					

**2017 Liberty University Football
Liberty Individual Season/Career Statistics (as of Jan 16, 2018)
All games**

#	Defensive Leaders	SEASON										CAREER											
		gp	ua	a	total	tfl	sack	int	pbu	fr	ff	blk	gp	ua	a	total	tfl	sack	int	pbu	fr	ff	blk
54	WELLS, Juwan	11	43	31	74	11.0	4.5	.	4	.	.	30	91	78	169	29.5	15.0	.	5	.	2	.	
1D	TILLMON, Brandon	11	38	22	60	1.5	0.5	2	1	.	.	21	57	27	84	3.5	0.5	2	1	.	.	.	
20	MCGINTY, Solomon	10	29	22	51	5.5	0.5	2	1	1	.	21	60	43	103	11.0	1.5	4	4	1	2	.	
3	DAVIS, Rion	11	33	18	51	0.5	22	42	28	70	3.5	.	.	1	1	.	.	
4D	MCKINNEY, Jaylyn	9	21	30	51	2.0	.	1	1	.	.	20	32	39	71	3.0	.	1	1	.	.	.	
44	BROWN, Dia'Vante	11	31	19	50	5.0	3.5	.	.	.	1	1	44	55	31	86	10.5	5.5	.	.	.	1	1
55	AVERY, Tolen	11	25	14	39	3.0	1.0	30	32	33	65	6.0	3.0	.	.	2	.	1	
2	PETERS, Jeremy	11	28	8	36	4.0	.	3	8	.	.	30	52	14	66	5.5	1.0	4	13	1	.	.	
28	JACKSON, Corbin	9	18	14	32	1.5	.	1	3	.	1	30	82	46	128	11.0	0.5	1	6	.	.	1	
5D	IRONS, Lucas	9	22	10	32	2.0	.	.	.	1	1	28	39	21	60	2.0	.	.	.	1	1	.	
31	BENTON, Elijah	11	22	9	31	0.0	21	27	17	44	0.0	
39	TURNER, Chris	11	23	5	28	2.5	1.0	1	7	1	.	33	77	12	89	4.5	1.0	8	20	1	1	.	
6	ESPINOZA, Ceneca	11	20	7	27	1.0	.	1	.	.	.	11	20	7	27	1.0	.	1	
17	BRADLEY, Kedrick	11	10	11	21	0.0	11	10	11	21	0.0	
75	STOREY, Gregg	10	9	10	19	0.5	24	16	17	33	2.5	
97	MITCHELL, Elisha	11	8	10	18	1.0	.	.	.	1	.	11	8	10	18	1.0	.	.	.	1	.	.	
8	FAULKS, Jimmy	11	9	6	15	0.0	.	1	4	.	.	20	15	6	21	0.0	.	1	4	.	.	.	
48	KING, David	11	4	9	13	0.0	.	.	1	.	.	28	5	12	17	0.0	.	.	1	.	.	.	
24	MATTHEWS, Malik	10	10	2	12	0.0	.	.	1	.	.	13	11	3	14	0.0	.	.	1	.	.	.	
47	GREEN, Remington	11	4	7	11	0.5	11	4	7	11	0.5	
99	RUSINS, Ralfs	4	5	2	7	0.5	13	6	2	8	0.5	.	.	.	1	.	.	
43	ALEXANDER, Benjami	10	4	2	6	0.0	.	.	.	1	.	10	4	2	6	0.0	.	.	.	1	.	.	
2D	DONALDSON, Kimani	7	4	1	5	0.0	7	4	1	5	0.0	
90	HURTADO, Mitchell	7	3	2	5	0.0	7	3	2	5	0.0	
1	FITZGERALD, Marquis	11	3	2	5	0.0	29	5	8	13	0.0	.	.	.	1	.	.	
16	JONES, Spencer	11	4	.	4	0.0	22	5	3	8	0.0	
15	SANDERS, Jayod	10	1	2	3	0.0	10	1	2	3	0.0	
87	REDDICK, Cephas	10	1	1	2	0.0	19	1	1	2	0.0	
83	TULLY, Josh	1	1	.	1	0.0	4	2	.	2	0.0	
33	STAPLES, Tyron	8	1	.	1	0.0	8	1	.	1	0.0	
84	BITTER, Brett	7	1	.	1	0.0	7	1	.	1	0.0	
11	GANDY-GOLDEN,Anto	10	1	.	1	0.0	21	1	.	1	0.0	
35	TURNER, Trey	10	1	.	1	0.0	46	5	.	5	0.0	
5	STUBBS, DJ	11	1	.	1	0.0	11	1	.	1	0.0	
41	TAYLOR, Ryan	6	1	.	1	0.0	6	1	.	1	0.0	
34	MOSLEY, Carrington	11	1	.	1	0.0	36	3	5	8	0.0	
Total		11	440	276	716	42	11	12	31	5	2	3											
Opponents		11	461	342	803	65	15	7	56	7	7	6											

2017 Liberty University Football
Liberty Team Game-by-Game (as of Nov 18, 2017)
All games

TEAM STATISTICS

Date	Opponent	Rushing				Receiving				Passing				Kick Returns				Punt Returns				tot off
		no.	yds	td	lg	no.	yds	td	lg	cmp-att-int	yds	td	lg	no.	yds	td	lg	no.	yds	td	lg	
09-02-17	at Baylor	43	138	1	36	44	447	3	40	44-60-0	447	3	40	2	44	0	27	0	0	0	0	585
09-09-17	MOREHEAD STATE	44	196	2	23	17	327	5	76	17-31-1	327	5	76	3	131	0	71	4	36	0	32	523
09-16-17	INDIANA STATE	33	121	2	22	30	379	4	46	30-42-1	379	4	46	4	62	0	21	1	25	0	25	500
09-23-17	at Jacksonville State	27	31	0	11	22	285	1	65	22-47-1	285	1	65	4	76	0	27	2	14	0	10	316
09-30-17	ST. FRANCIS (PA.)	31	119	0	37	21	219	1	32	21-42-2	219	1	32	3	59	0	27	2	2	0	2	338
10-14-17	KENNESAW STATE	26	103	2	14	19	234	2	31	19-26-1	234	2	31	4	53	0	22	1	11	0	11	337
10-21-17	at Monmouth	25	121	1	35	25	408	5	76	25-50-0	408	5	76	3	58	0	23	1	10	0	10	529
10-28-17	at Gardner-Webb	30	125	2	18	21	333	2	40	21-34-0	333	2	40	2	23	0	20	2	7	0	7	458
11-04-17	DUQUESNE	54	210	2	22	23	211	1	21	23-46-0	211	1	21	4	77	0	23	2	2	0	3	421
11-11-17	PRESBYTERIAN	50	317	3	45	14	311	3	68	14-27-0	311	3	68	5	122	0	84	2	8	0	13	628
11-18-17	at Charleston So.	23	51	0	23	25	255	2	33	25-45-1	255	2	33	4	57	0	29	1	0	0	0	306
Opponents		386	1532	15	45	261	3409	29	76	261-450-7	3409	29	76	38	762	0	84	18	115	0	32	4941
Opponents		446	2475	26	79	170	2459	17	80	170-317-12	2459	17	80	41	797	1	95	10	41	0	13	4934

Games played: 11
 Avg per rush: 4.0
 Avg per catch: 13.1
 Pass efficiency: 139.79
 Kick ret avg: 20.1
 Punt ret avg: 6.4
 All purpose avg/game: 536.9
 Total offense avg/gm: 449.2

Date	Opponent	Tackles				Sacks no-yds	Fumble		Pass Defense			blkd kick	PAT Attempts			off			
		ua	a	total	tfl-yds		ff	fr-yds	int-yds	qbh	brup		kick	rush	rcv	saf	t/o	pts	
09-02-17	at Baylor	33	14	47	1.0-2	0.0-0	0	0-0	2-30	4	2	0	4-4	1	0	0	0	7	48
09-09-17	MOREHEAD STATE	35	32	67	6.0-17	1.0-6	0	0-0	1-25	3	2	0	7-7	0	0	0	0	3	58
09-16-17	INDIANA STATE	39	28	67	5.0-12	1.0-6	0	1-0	1-0	6	6	1	6-6	0	0	0	0	7	42
09-23-17	at Jacksonville State	31	30	61	4.0-10	0.0-0	0	0-0	1-0	6	2	0	1-1	0	0	0	0	0	10
09-30-17	ST. FRANCIS (PA.)	43	30	73	8.0-40	4.0-26	0	0-0	0-0	4	4	1	1-1	0	0	0	0	0	7
10-14-17	KENNESAW STATE	52	30	82	1.0-1	0.0-0	0	0-0	1-11	0	1	0	4-4	0	0	0	0	0	28
10-21-17	at Monmouth	43	20	63	7.0-25	1.0-7	0	1-0	1-8	0	2	0	3-5	0	0	0	0	13	39
10-28-17	at Gardner-Webb	41	36	77	3.0-15	1.0-2	0	0-0	3-8	1	5	1	3-4	0	0	0	0	14	33
11-04-17	DUQUESNE	39	18	57	2.0-3	0.0-0	2	2-2	2-6	4	3	0	3-3	0	0	0	0	7	27
11-11-17	PRESBYTERIAN	43	10	53	2.0-5	0.0-0	0	0-0	0-0	5	2	0	5-6	0	0	0	0	0	47
11-18-17	at Charleston So.	41	28	69	3.0-19	3.0-19	0	1-0	0-0	2	2	0	1-2	0	0	0	0	6	19
Opponents		440	276	716	42.0-149	11.0-66	2	5-2	12-88	35	31	3	38-43	1	0	0	0	57	358
Opponents		461	342	803	65.0-253	15.0-111	7	7-16	7-62	39	56	6	43-44	0	0	0	0	45	334

Date	Opponent	Punting										Field Goals			Kickoffs			
		no.	yds	avg	long	blkd	tb	fc	50+	i20	md-att	long	blkd	no.	yds	avg	tb	ob
09-02-17	at Baylor	3	121	40.3	46	0	1	2	0	1	4-4	41	0	10	636	63.6	7	0
09-09-17	MOREHEAD STATE	1	46	46.0	46	0	0	1	0	1	3-3	38	0	11	697	63.4	4	0
09-16-17	INDIANA STATE	6	219	36.5	44	0	0	2	0	1	0-1	0	0	7	454	64.9	3	1
09-23-17	at Jacksonville State	9	341	37.9	45	0	1	4	0	2	1-1	28	0	3	193	64.3	0	0
09-30-17	ST. FRANCIS (PA.)	8	304	38.0	45	0	0	2	0	5	0-0	0	0	1	65	65.0	0	0
10-14-17	KENNESAW STATE	3	97	32.3	38	1	0	0	0	0	0-0	0	0	5	310	62.0	4	0
10-21-17	at Monmouth	7	305	43.6	52	0	1	2	1	1	0-0	0	0	7	347	49.6	1	0
10-28-17	at Gardner-Webb	5	221	44.2	53	0	1	2	1	3	0-0	0	0	6	369	61.5	1	1
11-04-17	DUQUESNE	6	239	39.8	58	0	0	2	2	4	2-6	43	1	6	356	59.3	2	0
11-11-17	PRESBYTERIAN	0	0	0.0	0	0	0	0	0	0	2-3	35	1	9	552	61.3	3	0
11-18-17	at Charleston So.	6	287	47.8	62	0	2	2	2	1	2-2	49	0	5	283	56.6	2	0
Opponents		54	2180	40.4	62	1	6	19	6	19	14-20	49	2	70	4262	60.9	27	2
Opponents		64	2572	40.2	62	0	4	24	8	20	9-13	53	2	64	3719	58.1	20	5

2017 Liberty University Football
Liberty Opponent Game-by-Game (as of Nov 18, 2017)
All games

OPPONENT STATISTICS

Date	Opponent	Rushing				Receiving				Passing				Kick Returns				Punt Returns				tot off
		no.	yds	td	lg	no.	yds	td	lg	cmp-att-int	yds	td	lg	no.	yds	td	lg	no.	yds	td	lg	
09-02-17	at Baylor	34	254	3	44	14	278	3	75	14-30-2	278	3	75	3	53	0	29	0	0	0	0	532
09-09-17	MOREHEAD STATE	30	64	1	12	22	236	1	46	22-37-1	236	1	46	7	114	0	22	0	0	0	0	300
09-16-17	INDIANA STATE	35	107	2	18	23	436	3	64	23-38-1	436	3	64	3	68	0	30	1	4	0	0	543
09-23-17	at Jacksonville State	31	140	3	16	17	245	1	80	17-29-1	245	1	80	3	56	0	21	1	6	0	6	385
09-30-17	ST. FRANCIS (PA.)	36	92	0	20	23	183	2	23	23-35-0	183	2	23	1	20	0	20	3	23	0	13	275
10-14-17	KENNESAW STATE	77	498	5	63	2	9	1	5	2-7-1	9	1	5	1	7	0	7	1	6	0	6	507
10-21-17	at Monmouth	43	364	5	50	14	244	2	61	14-25-1	244	2	61	6	161	1	95	3	6	0	5	608
10-28-17	at Gardner-Webb	44	277	1	37	13	206	1	40	13-32-3	206	1	40	4	71	0	21	0	0	0	0	483
11-04-17	DUQUESNE	35	295	2	79	13	139	1	31	13-23-2	139	1	31	4	60	0	21	1	-4	0	0	434
11-11-17	PRESBYTERIAN	32	155	2	20	16	297	2	58	16-33-0	297	2	58	6	130	0	28	0	0	0	0	452
11-18-17	at Charleston So.	49	229	2	26	13	186	0	50	13-28-0	186	0	50	3	57	0	31	0	0	0	0	415
Liberty		446	2475	26	79	170	2459	17	80	170-317-12	2459	17	80	41	797	1	95	10	41	0	13	4934
Liberty		386	1532	15	45	261	3409	29	76	261-450-7	3409	29	76	38	762	0	84	18	115	0	32	4941

Games played: 11
 Avg per rush: 5.5
 Avg per catch: 14.5
 Pass efficiency: 128.91
 Kick ret avg: 19.4
 Punt ret avg: 4.1
 All purpose avg/game: 530.4
 Total offense avg/gm: 448.5

Date	Opponent	Tackles				Sacks		Fumble		Pass Defense			blkd		PAT Attempts			off		
		ua	a	total	tfl-yds	no-yds	ff	fr-yds	int-yds	qbh	brup	blkd	kick	kick	rush	rcv	saf	t/o	pts	
09-02-17	at Baylor	71	24	95	10.0-28	1.0-2	1	0-0	0-0	2	7	0	0	6-6	0	0	0	0	0	45
09-09-17	MOREHEAD STATE	40	32	72	7.0-41	1.0-7	0	1-1	1-0	0	4	0	0	2-2	0	0	0	0	0	17
09-16-17	INDIANA STATE	42	42	84	7.0-26	2.0-12	1	0-0	1-0	2	4	0	0	5-5	0	0	0	3	41	
09-23-17	at Jacksonville State	23	60	83	6.0-37	2.0-19	0	0-0	1-34	15	9	0	0	4-4	0	0	0	7	31	
09-30-17	ST. FRANCIS (PA.)	44	20	64	4.0-16	2.0-13	2	2-0	2-0	5	3	0	0	1-2	0	0	0	7	13	
10-14-17	KENNESAW STATE	38	14	52	4.0-13	1.0-8	1	1-0	1-28	2	3	1	1	6-6	0	0	0	14	42	
10-21-17	at Monmouth	37	16	53	6.0-20	2.0-12	0	0-0	0-0	4	7	0	0	8-8	0	0	0	0	56	
10-28-17	at Gardner-Webb	31	38	69	4.0-20	1.0-10	1	1-0	0-0	2	3	1	1	2-2	0	0	0	7	17	
11-04-17	DUQUESNE	60	30	90	7.0-11	0.0-0	0	0-0	0-0	5	5	1	1	3-3	0	0	0	0	24	
11-11-17	PRESBYTERIAN	46	32	78	3.0-7	0.0-0	1	2-17	0-0	0	6	2	2	4-4	0	0	0	0	28	
11-18-17	at Charleston So.	29	34	63	7.0-34	3.0-28	0	0-0	1-0	2	5	1	1	2-2	0	0	0	7	20	
Liberty		461	342	803	65.0-253	15.0-111	7	7-16	7-62	39	56	6	6	43-44	0	0	0	45	334	
Liberty		440	276	716	42.0-149	11.0-66	2	5-2	12-88	35	31	3	3	38-43	1	0	0	0	57	358

Date	Opponent	Punting								Field Goals			Kickoffs					
		no.	yds	avg	long	blkd	tb	fc	50+	i20	md-att	long	blkd	no.	yds	avg	tb	ob
09-02-17	at Baylor	4	163	40.8	45	0	0	4	0	0	1-1	39	0	8	470	58.8	4	1
09-09-17	MOREHEAD STATE	7	293	41.9	56	0	0	1	1	1	1-2	53	0	4	240	60.0	0	1
09-16-17	INDIANA STATE	5	209	41.8	49	0	0	3	0	2	2-3	43	1	8	471	58.9	4	0
09-23-17	at Jacksonville State	7	308	44.0	59	0	1	2	1	2	1-1	49	0	6	322	53.7	0	2
09-30-17	ST. FRANCIS (PA.)	12	480	40.0	62	0	1	5	1	5	0-0	0	0	3	175	58.3	0	0
10-14-17	KENNESAW STATE	2	75	37.5	38	0	0	0	0	0	0-0	0	0	7	402	57.4	3	0
10-21-17	at Monmouth	5	198	39.6	53	0	0	3	1	4	0-0	0	0	9	580	64.4	5	1
10-28-17	at Gardner-Webb	4	119	29.8	44	0	0	0	0	1	1-3	22	1	4	259	64.8	2	0
11-04-17	DUQUESNE	6	231	38.5	52	0	0	3	1	1	1-1	36	0	5	298	59.6	1	0
11-11-17	PRESBYTERIAN	5	192	38.4	49	0	1	2	0	1	0-0	0	0	5	260	52.0	0	0
11-18-17	at Charleston So.	7	304	43.4	52	0	1	1	3	3	2-2	42	0	5	242	48.4	1	0
Liberty		64	2572	40.2	62	0	4	24	8	20	9-13	53	2	64	3719	58.1	20	5
Liberty		54	2180	40.4	62	1	6	19	6	19	14-20	49	2	70	4262	60.9	27	2

**2017 Liberty University Football
Liberty Team Game-by-Game Comparison (as of Nov 18, 2017)
All games**

Opponent	Score	First Downs				Pen	Rushing Number-Yards	Passing		Total Offense Plays-Yards	Return Yards	Turn- Overs
		Total	Rush	Pass	Comp-Att-Int			Yards				
Baylor	48-45	31 / 22	9 / 10	21 / 9	1 / 3		43-138 / 34-254	44-60-0 / 14-30-2	447 / 278	103-585 / 64-532	74 / 53	0 / 2
MOREHEAD STATE	58-17	24 / 16	12 / 4	11 / 9	1 / 3		44-196 / 30-64	17-31-1 / 22-37-1	327 / 236	75-523 / 67-300	192 / 113	2 / 1
INDIANA STATE	42-41	28 / 21	6 / 4	18 / 16	4 / 1		33-121 / 35-107	30-42-1 / 23-38-1	379 / 436	75-500 / 73-543	87 / 72	1 / 2
Jacksonville State	10-31	17 / 19	2 / 8	12 / 9	3 / 2		27-31 / 31-140	22-47-1 / 17-29-1	285 / 245	74-316 / 60-385	90 / 96	1 / 1
ST. FRANCIS (PA.)	7-13	15 / 14	2 / 8	12 / 6	1 / 0		31-119 / 36-92	21-42-2 / 23-35-0	219 / 183	73-338 / 71-275	61 / 43	4 / 0
KENNESAW STATE	28-42	20 / 26	6 / 25	12 / 1	2 / 0		26-103 / 77-498	19-26-1 / 2-7-1	234 / 9	52-337 / 84-507	75 / 41	2 / 1
Monmouth	39-56	24 / 26	6 / 17	17 / 9	1 / 0		25-121 / 43-364	25-50-0 / 14-25-1	408 / 244	75-529 / 68-608	76 / 167	0 / 2
Gardner-Webb	33-17	22 / 24	7 / 13	14 / 9	1 / 2		30-125 / 44-277	21-34-0 / 13-32-3	333 / 206	64-458 / 76-483	38 / 71	1 / 3
DUQUESNE	27-24	29 / 15	12 / 9	15 / 6	2 / 0		54-210 / 35-295	23-46-0 / 13-23-2	211 / 139	100-421 / 58-434	87 / 56	0 / 4
PRESBYTERIAN	47-28	30 / 16	20 / 5	10 / 11	0 / 0		50-317 / 32-155	14-27-0 / 16-33-0	311 / 297	77-628 / 65-452	130 / 147	2 / 0
Charleston So.	19-20	19 / 18	5 / 10	11 / 8	3 / 0		23-51 / 49-229	25-45-1 / 13-28-0	255 / 186	68-306 / 77-415	57 / 57	1 / 1
Totals	358-334	259 / 217	87 / 113	153 / 93	19 / 11		386-1532 / 446-2475	261-450-7 / 170-317-12	3409 / 2459	836-4941 / 763-4934	967 / 916	14 / 17

Opponent	3rd Down		4th Down		Time of Possession		TOP Margin	Avg Yds/Rush	Avg Yds/Pass	Avg Yds/Play	Punting		Penalties		
	Conversions	Attempts	Conversions	Attempts	Team	Opponent					Number	Avg	Number	Yards	Sacks
Baylor	15-24	4-12	2-2	2-2	38:16	21:44	16:32	3.2 / 7.5	7.4 / 9.3	5.7 / 8.3	3-40.3	4-40.8	8-95	7-61	0 / 1
MOREHEAD STATE	7-12	4-16	0-0	1-2	26:29	33:31	-7:02	4.5 / 2.1	10.5 / 6.4	7.0 / 4.5	1-46.0	7-41.9	6-85	12-96	1 / 1
INDIANA STATE	6-14	4-14	0-1	2-3	28:32	31:28	-2:56	3.7 / 3.1	9.0 / 11.5	6.7 / 7.4	6-36.5	5-41.8	7-80	7-90	1 / 2
Jacksonville State	6-18	3-12	1-1	0-0	30:17	29:43	0:34	1.1 / 4.5	6.1 / 8.4	4.3 / 6.4	9-37.9	7-44.0	6-65	10-75	0 / 2
ST. FRANCIS (PA.)	4-17	5-18	1-3	0-1	24:27	35:33	-11:06	3.8 / 2.6	5.2 / 5.2	4.6 / 3.9	8-38.0	12-40.0	3-21	4-49	4 / 2
KENNESAW STATE	2-7	10-17	1-2	3-4	21:22	38:38	-17:16	4.0 / 6.5	9.0 / 1.3	6.5 / 6.0	3-32.3	2-37.5	3-25	8-62	0 / 1
Monmouth	7-16	2-10	1-2	1-1	26:32	33:28	-6:56	4.8 / 8.5	8.2 / 9.8	7.1 / 8.9	7-43.6	5-39.6	4-48	5-66	1 / 2
Gardner-Webb	7-13	8-17	0-0	2-2	26:56	33:04	-6:08	4.2 / 6.3	9.8 / 6.4	7.2 / 6.4	5-44.2	4-29.8	9-69	5-40	1 / 1
DUQUESNE	10-23	3-11	1-1	0-1	34:37	25:23	9:14	3.9 / 8.4	4.6 / 6.0	4.2 / 7.5	6-39.8	6-38.5	1-10	2-30	0 / 0
PRESBYTERIAN	5-11	3-12	3-3	2-4	30:32	29:28	1:04	6.3 / 4.8	11.5 / 9.0	8.2 / 7.0	0-0.0	5-38.4	2-17	4-37	0 / 0
Charleston So.	6-16	8-20	1-1	3-3	24:47	35:13	-10:26	2.2 / 4.7	5.7 / 6.6	4.5 / 5.4	6-47.8	7-43.4	3-20	9-90	3 / 3
Totals	75-171	54-159	11-16	16-23	312:47	347:13	-34:26	4.0 / 5.5	7.6 / 7.8	5.9 / 6.5	54-40.4	64-40.2	52-535	73-696	11 / 15

Note: Game totals are displayed in the format TEAM/OPPONENT for each category

**2017 Liberty University Football
Liberty Game Superlatives (as of Nov 18, 2017)
All games**

INDIVIDUAL GAME HIGHS

Rushes	30	MOSLEY, Carrington vs Duquesne (11-04-17)
Yards Rushing	151	MOSLEY, Carrington vs Duquesne (11-04-17)
TD Rushes	2	MATTHEWS, Kentory vs Morehead State (09-09-17)
	2	MOSLEY, Carrington vs Indiana State (09-16-17)
	2	MOSLEY, Carrington vs Kennesaw State (10-14-17)
	2	MOSLEY, Carrington at Gardner-Webb (10-28-17)
	2	MOSLEY, Carrington vs Duquesne (11-04-17)
Long Rush	45	MATTHEWS, Kentory vs Presbyterian (11-11-17)
Pass attempts	60	CALVERT, Stephen at Baylor (09-02-17)
Pass completions	44	CALVERT, Stephen at Baylor (09-02-17)
Yards Passing	447	CALVERT, Stephen at Baylor (09-02-17)
TD Passes	5	CALVERT, Stephen vs Morehead State (09-09-17)
	5	CALVERT, Stephen at Monmouth (10-21-17)
Long Pass	76	CALVERT, Stephen vs Morehead State (09-09-17)
	76	CALVERT, Stephen at Monmouth (10-21-17)
Receptions	13	GANDY-GOLDEN, Antonio at Baylor (09-02-17)
Yards Receiving	192	GANDY-GOLDEN, Antonio at Baylor (09-02-17)
TD Receptions	3	FARROW, B.J. vs Morehead State (09-09-17)
Long Reception	76	FARROW, B.J. vs Morehead State (09-09-17)
	76	FARROW, B.J. at Monmouth (10-21-17)
Field Goals	4	PROBERT, Alex at Baylor (09-02-17)
Long Field Goal	49	PROBERT, Alex at Charleston So. (11-18-17)
Punts	9	TURNER, Trey at Jacksonville State (09-23-17)
Punting Avg	47.8	TURNER, Trey at Charleston So. (11-18-17)
Long Punt	62	TURNER, Trey at Charleston So. (11-18-17)
Punts inside 20	5	TURNER, Trey vs St. Francis (Pa.) (09-30-17)
Long Punt Return	32	STUBBS, DJ vs Morehead State (09-09-17)
Long Kickoff Return	84	HICKSON, Frankie vs Presbyterian (11-11-17)
Tackles	13	WELLS, Juwan vs Kennesaw State (10-14-17)
Sacks	2.0	WELLS, Juwan at Charleston So. (11-18-17)
Tackles For Loss	2.5	MCGINTY, Solomon at Jacksonville State (09-23-17)
Interceptions	3	PETERS, Jeremy at Gardner-Webb (10-28-17)

**2017 Liberty University Football
 Liberty Game Superlatives (as of Nov 18, 2017)
 All games**

TEAM GAME HIGHS

Rushes	54	vs Duquesne (11-04-17)
Yards Rushing	317	vs Presbyterian (11-11-17)
Yards Per Rush	6.3	vs Presbyterian (11-11-17)
TD Rushes	3	vs Presbyterian (11-11-17)
Pass attempts	60	at Baylor (09-02-17)
Pass completions	44	at Baylor (09-02-17)
Yards Passing	447	at Baylor (09-02-17)
Yards Per Pass	11.5	vs Presbyterian (11-11-17)
TD Passes	5	vs Morehead State (09-09-17)
	5	at Monmouth (10-21-17)
Total Plays	103	at Baylor (09-02-17)
Total Offense	628	vs Presbyterian (11-11-17)
Yards Per Play	8.2	vs Presbyterian (11-11-17)
Points	58	vs Morehead State (09-09-17)
Sacks By	4	vs St. Francis (Pa.) (09-30-17)
First Downs	31	at Baylor (09-02-17)
Penalties	9	at Gardner-Webb (10-28-17)
Penalty Yards	95	at Baylor (09-02-17)
Turnovers	4	vs St. Francis (Pa.) (09-30-17)
Interceptions By	3	at Gardner-Webb (10-28-17)
Punts	9	at Jacksonville State (09-23-17)
Punting Avg	47.8	at Charleston So. (11-18-17)
Long Punt	62	at Charleston So. (11-18-17)
Punts inside 20	5	vs St. Francis (Pa.) (09-30-17)
Long Punt Return	32	vs Morehead State (09-09-17)

**2017 Liberty University Football
Liberty Game Superlatives (as of Nov 18, 2017)
All games**

OPPONENT INDIVIDUAL GAME HIGHS

Rushes	26	Booker, LeMonte, vs Indiana State (09-16-17)
Yards Rushing	253	HINES, A.J., vs Duquesne (11-04-17)
TD Rushes	2	Lovett, John, at Baylor (09-02-17)
	2	THOMAS, Roc, at Jacksonville State (09-23-17)
	2	HOLLAND, D, vs Kennesaw State (10-14-17)
	2	ZOKOURI, Eric, at Monmouth (10-21-17)
	2	HINES, A.J., vs Duquesne (11-04-17)
Long Rush	79	HINES, A.J., vs Duquesne (11-04-17)
Pass attempts	36	Sparks, Cade, vs Indiana State (09-16-17)
Pass completions	23	FENIMORE, Bear, vs St. Francis (Pa.) (09-30-17)
Yards Passing	405	Sparks, Cade, vs Indiana State (09-16-17)
TD Passes	3	Solomon, Anu, at Baylor (09-02-17)
Long Pass	80	HORN, Bryant, at Jacksonville State (09-23-17)
Receptions	10	LEWIS, Kamron, vs St. Francis (Pa.) (09-30-17)
	10	WHITE JR., R., at Monmouth (10-21-17)
Yards Receiving	260	Pugh, Bob, vs Indiana State (09-16-17)
TD Receptions	2	Platt, Chris, at Baylor (09-02-17)
	2	Pugh, Bob, vs Indiana State (09-16-17)
	2	WHITE JR., R., at Monmouth (10-21-17)
Long Reception	80	BARRY, Trae, at Jacksonville State (09-23-17)
Field Goals	2	Nunez, Jerry, vs Indiana State (09-16-17)
	2	TEKAC, T., at Charleston So. (11-18-17)
Long Field Goal	53	FOSTER, A., vs Morehead State (09-09-17)
Punts	12	ZECCA, Andrew, vs St. Francis (Pa.) (09-30-17)
Punting Avg	44.0	KELLY, Dean, at Jacksonville State (09-23-17)
Long Punt	62	ZECCA, Andrew, vs St. Francis (Pa.) (09-30-17)
Punts inside 20	5	ZECCA, Andrew, vs St. Francis (Pa.) (09-30-17)
Long Punt Return	13	LEWIS, Kamron, vs St. Francis (Pa.) (09-30-17)
Long Kickoff Return	95	GUERRIERO, P., at Monmouth (10-21-17)
Tackles	16	HENDERSON, C., vs Duquesne (11-04-17)
Sacks	2.0	LEE, Da'Jon, vs St. Francis (Pa.) (09-30-17)
Tackles For Loss	3.0	LEE, Da'Jon, vs St. Francis (Pa.) (09-30-17)
Interceptions	1	JOHNS, C., vs Morehead State (09-09-17)
	1	Ware, Mekhi, vs Indiana State (09-16-17)
	1	BRIDGES, Marlon, at Jacksonville State (09-23-17)
	1	DUNCAN, Malik, vs St. Francis (Pa.) (09-30-17)
	1	RINELLA, Nick, vs St. Francis (Pa.) (09-30-17)
	1	HENKLE, Taylor, vs Kennesaw State (10-14-17)
	1	HOPKINS, S., at Charleston So. (11-18-17)

**2017 Liberty University Football
Liberty Game Superlatives (as of Nov 18, 2017)
All games**

OPPONENT TEAM GAME HIGHS

Rushes	77	vs Kennesaw State (10-14-17)
Yards Rushing	498	vs Kennesaw State (10-14-17)
Yards Per Rush	8.5	at Monmouth (10-21-17)
TD Rushes	5	vs Kennesaw State (10-14-17)
	5	at Monmouth (10-21-17)
Pass attempts	38	vs Indiana State (09-16-17)
Pass completions	23	vs Indiana State (09-16-17)
	23	vs St. Francis (Pa.) (09-30-17)
Yards Passing	436	vs Indiana State (09-16-17)
Yards Per Pass	11.5	vs Indiana State (09-16-17)
TD Passes	3	at Baylor (09-02-17)
	3	vs Indiana State (09-16-17)
Total Plays	84	vs Kennesaw State (10-14-17)
Total Offense	608	at Monmouth (10-21-17)
Yards Per Play	8.9	at Monmouth (10-21-17)
Points	56	at Monmouth (10-21-17)
Sacks By	3	at Charleston So. (11-18-17)
First Downs	26	vs Kennesaw State (10-14-17)
	26	at Monmouth (10-21-17)
Penalties	12	vs Morehead State (09-09-17)
Penalty Yards	96	vs Morehead State (09-09-17)
Turnovers	4	vs Duquesne (11-04-17)
Interceptions By	2	vs St. Francis (Pa.) (09-30-17)
Punts	12	vs St. Francis (Pa.) (09-30-17)
Punting Avg	44.0	at Jacksonville State (09-23-17)
Long Punt	62	vs St. Francis (Pa.) (09-30-17)
Punts inside 20	5	vs St. Francis (Pa.) (09-30-17)
Long Punt Return	13	vs St. Francis (Pa.) (09-30-17)

2017 Liberty University Football
Liberty By-Quarter Statistics (as of Nov 18, 2017)
All games

3rd-Down Conversions

Date	Opponent	Score	Overall	1st Qtr	2nd Qtr	3rd Qtr	4th Qtr	Overtime
09-02-17	at Baylor	W 48-45	15-24 62.5	2-6 33.3	2-4 50.0	6-8 75.0	5-6 83.3	
09-09-17	MOREHEAD STATE	W 58-17	7-12 58.3	2-3 66.7	2-3 66.7	0-1 0.0	3-5 60.0	
09-16-17	INDIANA STATE	W 42-41	6-14 42.9	4-7 57.1	1-3 33.3	1-2 50.0	0-2 0.0	
09-23-17	at Jacksonville State	L 10-31	6-18 33.3	2-5 40.0	2-5 40.0	2-4 50.0	0-4 0.0	
09-30-17	ST. FRANCIS (PA.)	L 7-13	4-17 23.5	1-4 25.0	1-6 16.7	2-4 50.0	0-3 0.0	
10-14-17	KENNESAW STATE	L 28-42	2-7 28.6	0-1 0.0	1-3 33.3	0-1 0.0	1-2 50.0	
10-21-17	at Monmouth	L 39-56	7-16 43.8	3-5 60.0	2-4 50.0	0-2 0.0	2-5 40.0	
10-28-17	at Gardner-Webb	W 33-17	7-13 53.8	1-3 33.3	3-4 75.0	0-1 0.0	3-5 60.0	
11-04-17	DUQUESNE	W 27-24	10-23 43.5	2-6 33.3	2-6 33.3	4-5 80.0	2-6 33.3	
11-11-17	PRESBYTERIAN	W 47-28	5-11 45.5	1-3 33.3	2-3 66.7	1-3 33.3	1-2 50.0	
11-18-17	at Charleston So.	L 19-20	6-16 37.5	2-4 50.0	1-5 20.0	1-2 50.0	2-5 40.0	
Liberty			75-171 43.9	20-47 42.6	19-46 41.3	17-33 51.5	19-45 42.2	0-0 0.0
Opponents			54-159 34.0	14-37 37.8	9-39 23.1	17-36 47.2	14-47 29.8	0-0 0.0

4th-Down Conversions

Date	Opponent	Score	Overall	1st Qtr	2nd Qtr	3rd Qtr	4th Qtr	Overtime
09-02-17	at Baylor	W 48-45	2-2 100.0	1-1 100.0	1-1 100.0	0-0 0.0	0-0 0.0	
09-09-17	MOREHEAD STATE	W 58-17	0-0 0.0	0-0 0.0	0-0 0.0	0-0 0.0	0-0 0.0	
09-16-17	INDIANA STATE	W 42-41	0-1 0.0	0-0 0.0	0-1 0.0	0-0 0.0	0-0 0.0	
09-23-17	at Jacksonville State	L 10-31	1-1 100.0	0-0 0.0	0-0 0.0	0-0 0.0	1-1 100.0	
09-30-17	ST. FRANCIS (PA.)	L 7-13	1-3 33.3	0-0 0.0	0-1 0.0	0-1 0.0	1-1 100.0	
10-14-17	KENNESAW STATE	L 28-42	1-2 50.0	0-0 0.0	0-0 0.0	1-1 100.0	0-1 0.0	
10-21-17	at Monmouth	L 39-56	1-2 50.0	0-0 0.0	0-0 0.0	1-1 100.0	0-1 0.0	
10-28-17	at Gardner-Webb	W 33-17	0-0 0.0	0-0 0.0	0-0 0.0	0-0 0.0	0-0 0.0	
11-04-17	DUQUESNE	W 27-24	1-1 100.0	1-1 100.0	0-0 0.0	0-0 0.0	0-0 0.0	
11-11-17	PRESBYTERIAN	W 47-28	3-3 100.0	1-1 100.0	0-0 0.0	1-1 100.0	1-1 100.0	
11-18-17	at Charleston So.	L 19-20	1-1 100.0	0-0 0.0	1-1 100.0	0-0 0.0	0-0 0.0	
Liberty			11-16 68.8	3-3 100.0	2-4 50.0	3-4 75.0	3-5 60.0	0-0 0.0
Opponents			16-23 69.6	1-1 100.0	6-9 66.7	3-3 100.0	6-10 60.0	0-0 0.0

Time of Possession

Date	Opponent	Score	Overall	1st Qtr	2nd Qtr	3rd Qtr	4th Qtr	Overtime
09-02-17	at Baylor	W 48-45	38:16	9:06	6:54	10:54	11:22	
09-09-17	MOREHEAD STATE	W 58-17	26:29	5:10	8:26	5:00	7:53	
09-16-17	INDIANA STATE	W 42-41	28:32	8:24	7:02	6:14	6:52	
09-23-17	at Jacksonville State	L 10-31	30:17	11:15	8:10	5:55	4:57	
09-30-17	ST. FRANCIS (PA.)	L 7-13	24:27	6:07	7:35	7:17	3:28	
10-14-17	KENNESAW STATE	L 28-42	21:22	7:08	4:09	5:31	4:34	
10-21-17	at Monmouth	L 39-56	26:32	7:50	6:18	5:54	6:30	
10-28-17	at Gardner-Webb	W 33-17	26:56	6:55	7:17	3:41	9:03	
11-04-17	DUQUESNE	W 27-24	34:37	8:59	6:36	8:05	10:57	
11-11-17	PRESBYTERIAN	W 47-28	30:32	7:45	7:56	7:15	7:36	
11-18-17	at Charleston So.	L 19-20	24:47	4:28	8:20	6:30	5:29	
Liberty			Total 312:47	83:07	78:43	72:16	78:41	0:00
			Avg. 28:26	7:33	7:09	6:34	7:09	0:00
Opponents			Total 347:13	81:53	86:17	92:44	86:19	0:00
			Avg. 31:33	7:26	7:50	8:25	7:50	0:00

2017 Liberty University Football Liberty Red-Zone Results (as of Nov 18, 2017) All games

Liberty Inside Opponent Red-Zone

Date	Opponent	Score	Times In RZ	Times Scored	Total Pts	Rush TDs	Pass TDs	FGs Made	Failed to score inside RZ						
									FGA	Down	Int	Fumb	Half	Game	
09-02-17	at Baylor	W 48-45	6	6	26	2	1	1	4	0	0	0	0	0	0
09-09-17	MOREHEAD STATE	W 58-17	7	6	30	3	2	1	3	0	0	1	0	0	0
09-16-17	INDIANA STATE	W 42-41	4	4	28	4	1	3	0	0	0	0	0	0	0
09-23-17	at Jacksonville State	L 10-31	1	1	3	0	0	0	1	0	0	0	0	0	0
09-30-17	ST. FRANCIS (PA.)	L 7-13	1	0	0	0	0	0	0	0	1	0	0	0	0
10-14-17	KENNESAW STATE	L 28-42	3	3	21	3	2	1	0	0	0	0	0	0	0
10-21-17	at Monmouth	L 39-56	1	1	7	1	1	0	0	0	0	0	0	0	0
10-28-17	at Gardner-Webb	W 33-17	3	2	14	2	2	0	0	0	0	0	1	0	0
11-04-17	DUQUESNE	W 27-24	5	4	24	3	2	1	1	1	0	0	0	0	0
11-11-17	PRESBYTERIAN	W 47-28	6	5	27	3	3	0	2	0	0	0	1	0	0
11-18-17	at Charleston So.	L 19-20	3	3	16	2	0	2	1	0	0	0	0	0	0
Totals			40	35	196	23	14	9	12	1	1	1	2	0	0

35 of 40 (87.5%)

Opponents Inside Liberty Red-Zone

Date	Opponent	Score	Times In RZ	Times Scored	Total Pts	Rush TDs	Pass TDs	FGs Made	Failed to score inside RZ						
									FGA	Down	Int	Fumb	Half	Game	
09-02-17	at Baylor	W 48-45	3	3	21	3	2	1	0	0	0	0	0	0	0
09-09-17	MOREHEAD STATE	W 58-17	2	2	14	2	1	1	0	0	0	0	0	0	0
09-16-17	INDIANA STATE	W 42-41	3	2	14	2	2	0	0	1	0	0	0	0	0
09-23-17	at Jacksonville State	L 10-31	3	3	21	3	3	0	0	0	0	0	0	0	0
09-30-17	ST. FRANCIS (PA.)	L 7-13	1	1	6	1	0	1	0	0	0	0	0	0	0
10-14-17	KENNESAW STATE	L 28-42	3	3	21	3	2	1	0	0	0	0	0	0	0
10-21-17	at Monmouth	L 39-56	3	3	21	3	2	1	0	0	0	0	0	0	0
10-28-17	at Gardner-Webb	W 33-17	4	1	3	0	0	0	1	2	0	1	0	0	0
11-04-17	DUQUESNE	W 27-24	1	1	3	0	0	0	1	0	0	0	0	0	0
11-11-17	PRESBYTERIAN	W 47-28	4	3	21	3	2	1	0	0	1	0	0	0	0
11-18-17	at Charleston So.	L 19-20	3	3	17	2	2	0	1	0	0	0	0	0	0
Totals			30	25	162	22	16	6	3	3	1	1	0	0	0

25 of 30 (83.3%)

2017 Liberty University Football Liberty Combined Team Statistics (as of Jan 16, 2018) All games

Date	Opponent	Score	Att.
09-02-17	at Baylor	W 48-45	45784
09-09-17	MOREHEAD STATE	W 58-17	17118
09-16-17	INDIANA STATE	W 42-41	16060
09-23-17	at #5 Jacksonville State	L 10-31	23944
09-30-17	ST. FRANCIS (PA.)	L 7-13	15886
* 10-14-17	KENNESAW STATE	L 28-42	17726
* 10-21-17	at Monmouth	L 39-56	4235
* 10-28-17	at Gardner-Webb	W 33-17	3850
11-04-17	DUQUESNE	W 27-24	14634
* 11-11-17	PRESBYTERIAN	W 47-28	18001
* 11-18-17	at Charleston So.	L 19-20	3345

Record:	Overall	Home	Away	Neutral
All games	6-5	4-2	2-3	0-0
Conference	2-3	1-1	1-2	0-0
Non-Conference	4-2	3-1	1-1	0-0

Rushing	gp-gs	att	gain	loss	net	avg	td	lg	avg/g
MOSLEY, Carrington	11-10	185	938	42	896	4.8	9	36	81.5
HICKSON, Frankie	11-1	100	396	21	375	3.8	2	28	34.1
MATTHEWS, Kentory	10-1	31	244	18	226	7.3	2	45	22.6
MACON, Todd	4-0	13	52	4	48	3.7	0	9	12.0
LEWIS, Mitchell	11-0	10	39	4	35	3.5	0	11	3.2
KING, Damian	11-9	2	12	0	12	6.0	0	10	1.1
KENNEDY, Thomas	11-3	1	1	0	1	1.0	1	1	0.1
Total	11	386	1784	252	1532	4.0	15	45	139.3
Opponents	11	446	2647	172	2475	5.5	26	79	225.0

Passing	gp-gs	effic	comp-att-int	pct	yds	td	lg	avg/g
CALVERT, Stephen	11-11	142.28	257-438-6	58.7	3363	29	76	305.7
CUNNINGHAM, Mason	1-0	58.64	4-10-1	40.0	46	0	29	46.0
FARROW, B.J.	10-10	0.00	0-1-0	0.0	0	0	0	0.0
TEAM	7-0	0.00	0-1-0	0.0	0	0	0	0.0
Total	11	139.79	261-450-7	58.0	3409	29	76	309.9
Opponents	11	128.91	170-317-12	53.6	2459	17	80	223.5

Receiving	gp-gs	no.	yds	avg	td	lg	avg/g
GANDY-GOLDEN, Anton	10-8	69	1066	15.4	10	55	106.6
KING, Damian	11-9	66	669	10.1	4	42	60.8
REDDICK, Cephas	10-1	38	605	15.9	4	68	60.5
FARROW, B.J.	10-10	32	571	17.8	10	76	57.1
MOSLEY, Carrington	11-10	15	100	6.7	0	25	9.1
FITZGERALD, Marquis	11-2	9	119	13.2	0	42	10.8
STUBBS, DJ	11-1	7	50	7.1	0	12	4.5
FOUTZ, Zac	11-8	5	51	10.2	0	23	4.6
HICKSON, Frankie	11-1	5	45	9.0	0	14	4.1
MATTHEWS, Kentory	10-1	5	22	4.4	0	12	2.2
KENNEDY, Thomas	11-3	4	47	11.8	0	26	4.3
JONES, Spencer	11-1	2	33	16.5	1	26	3.0
OGBEIFUN, Fidel	7-0	1	29	29.0	0	29	4.1
MCCONNELL, Lionell	1-0	1	12	12.0	0	12	12.0
MACON, Todd	4-0	1	2	2.0	0	2	0.5
Total	11	261	3409	13.1	29	76	309.9
Opponents	11	170	2459	14.5	17	80	223.5

Field Goals	fg	pct.	01-19	20-29	30-39	40-49	50-99	lg	blk
PROBERT, Alex	14-20	70.0	0-0	4-4	6-7	4-9	0-0	49	2

Scoring	td	fg	PAT			dpx	saf	pts
			kick	rush	rcv			
PROBERT, Alex	-	14-20	38-42	-	-	-	-	80
GANDY-GOLDEN, Anton	10	-	-	-	-	-	-	60
FARROW, B.J.	10	-	-	-	-	-	-	60
MOSLEY, Carrington	9	-	-	-	-	-	-	54
KING, Damian	4	-	-	-	-	-	-	24
REDDICK, Cephas	4	-	-	-	-	-	-	24
HICKSON, Frankie	2	-	-	-	-	-	-	12
MATTHEWS, Kentory	2	-	-	-	-	-	-	12
KENNEDY, Thomas	1	-	-	-	-	-	-	6
TURNER, Chris	1	-	-	-	-	-	-	6
PETERS, Jeremy	1	-	-	-	-	-	-	6
JONES, Spencer	1	-	-	-	-	-	-	6
CALVERT, Stephen	1	-	0-1	-	0-2	-	-	6
LEWIS, Mitchell	-	-	-	1-1	-	-	-	2
Total	46	14-20	38-43	1-1	0-2	-	-	358
Opponents	44	9-13	43-44	-	-	-	-	334

Score by Quarters	1st	2nd	3rd	4th	OT	Total
Liberty	98	83	102	75	0	358
Opponents	56	119	94	65	0	334

Team Statistics	LIBERTY	OPP
FIRST DOWNS	259	217
Rushing	87	113
Passing	153	93
Penalty	19	11
RUSHING YARDAGE	1532	2475
Rushing Attempts	386	446
Average Per Rush	4.0	5.5
Average Per Game	139.3	225.0
TDs Rushing	15	26
PASSING YARDAGE	3409	2459
Comp-Att-Int	261-450-7	170-317-12
Average Per Pass	7.6	7.8
Average Per Catch	13.1	14.5
Average Per Game	309.9	223.5
TDs Passing	29	17
TOTAL OFFENSE	4941	4934
Average Per Play	5.9	6.5
Average Per Game	449.2	448.5
KICK RETURNS: #-Yards	38-762	41-797
PUNT RETURNS: #-Yards	18-115	10-41
INT RETURNS: #-Yards	12-88	7-62
FUMBLES-LOST	12-7	12-5
PENALTIES-Yards	52-535	73-696
PUNTS-AVG	54-40.4	64-40.2
TIME OF POSSESSION/Game	28:26	31:34
3RD-DOWN Conversions	75/171	54/159
4TH-DOWN Conversions	11/16	16/23

Interceptions	no.	yds	avg	td	lg
PETERS, Jeremy	3	8	2.7	1	15
MCGINTY, Solomon	2	8	4.0	0	8
TILLMON, Brandon	2	2	1.0	0	4
MCKINNEY, Jaylyn	1	25	25.0	0	25
JACKSON, Corbin	1	11	11.0	0	11
FAULKS, Jimmy	1	0	0.0	0	0
ESPINOZA, Ceneca	1	2	2.0	0	2
TURNER, Chris	1	32	32.0	1	32

Punting	no.	yds	avg	lg	tb	fc	i20	50+	blk
TURNER, Trey	53	2158	40.7	62	6	19	19	6	0
TEAM	1	22	22.0	22	0	0	0	0	1

Punt Returns	no.	yds	avg	td	lg
STUBBS, DJ	17	115	6.8	0	32
FARROW, B.J.	1	0	0.0	0	0
Total	18	115	6.4	0	32
Opponents	10	41	4.1	0	13

Kick Returns	no.	yds	avg	td	lg
HICKSON, Frankie	27	577	21.4	0	84
ESPINOZA, Ceneca	5	81	16.2	0	23
KENNEDY, Thomas	3	36	12.0	0	20
STUBBS, DJ	2	83	41.5	0	71
KING, David	1	-15	-15.0	0	0
Total	38	762	20.1	0	84
Opponents	41	797	19.4	1	95

All Purpose	g	rush	rcv	pr	kr	ir	total	avg/g
GANDY-GOLDE	10	0	1066	0	0	0	1066	106.6
HICKSON, Frank	11	375	45	0	577	0	997	90.6
MOSLEY, Carrin	11	896	100	0	0	0	996	90.5
KING, Damian	11	12	669	0	0	0	681	61.9
REDDICK, Ceph	10	0	605	0	0	0	605	60.5
Total	11	1532	3409	115	762	88	5906	536.9
Opponents	11	2475	2459	41	797	62	5834	530.4

Total Offense	g	plays	rush	pass	total	avg/g
CALVERT, Stephen	11	473	-24	3363	3339	303.5
MOSLEY, Carrington	11	185	896	0	896	81.5
HICKSON, Frankie	11	100	375	0	375	34.1
MATTHEWS, Kentory	10	31	226	0	226	22.6
MACON, Todd	4	13	48	0	48	12.0
Total	11	836	1532	3409	4941	449.2
Opponents	11	762	2475	2459	4696	427.0