



OLD DOMINION

2021-22 WOMEN'S BASKETBALL

3 NATIONAL CHAMPIONSHIPS /// 1,100+ PROGRAM WINS /// 25 NCAA APPEARANCES

2021-22 SCHEDULE/RESULTS

| | | |
|-------|----------------------------------|----------|
| N9 | vs. SOUTH CAROLINA ST. | W, 80-52 |
| N14 | vs. AUBURN | W, 57-44 |
| N18 | vs. GEORGE WASHINGTON | L, 47-45 |
| N21 | at VCU | L, 71-48 |
| N26 | Saint Joseph's ! | W, 67-50 |
| N27 | Texas Tech ! | W, 59-45 |
| N28 | Stetson ! | W, 61-51 |
| D5 | at William & Mary | W, 68-55 |
| D8 | vs. BOWIE STATE | W, 70-29 |
| D12 | vs. NORFOLK STATE | W, 76-47 |
| D18 | at Appalachian State | W, 85-49 |
| D22 | at Temple | W, 71-68 |
| J13 | at UTSA * | W, 57-46 |
| J15 | at UTEP * | L, 53-48 |
| J17 | vs. FLORIDA ATLANTIC * | W, 61-48 |
| J20 | vs. RICE * | W, 69-59 |
| J22 | vs. NORTH TEXAS * | W, 67-57 |
| J26 | vs. CHARLOTTE * | L, 64-61 |
| J29 | at Charlotte * | W, 54-45 |
| F3 | at Marshall * | W, 62-47 |
| F5 | at WKU * | L, 71-57 |
| F7 | vs. FIU * | W, 73-61 |
| F10 | vs. MIDDLE TENNESSEE * | W, 58-56 |
| F13 | at UAB * | W, 81-75 |
| F17 | vs. MARSHALL * | L, 64-48 |
| F19 | vs. WKU * | W, 75-55 |
| F24 | at Florida Atlantic * | W, 70-55 |
| F26 | at FIU * | W, 81-69 |
| M2 | vs. LA Tech * | L, 65-62 |
| M5 | at Middle Tennessee * | 3 p.m. |
| M8-12 | C-USA Tournament (Frisco, Texas) | |

All times Eastern & subject to change

Home games in ALL CAPS

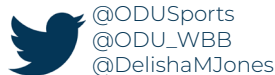
! - Van Chancellor Classic (Katy, Texas)

* - Denotes C-USA Contest

ODU Athletic Communications

Women's Basketball Contact: Matt Wurzbarger
Email: mwurzbur@odu.edu
Phone: 540-392-2711 (C) | 757-683-3395 (O)

ODUSPORTS.COM



OLD DOMINION (22-7, 12-5 C-USA) at MIDDLE TENNESSEE (21-6, 13-4 C-USA)

GAME 30 // MARCH 5 // 3 PM ET // MURPHY CENTER (MURFREESBORO, TENN.)



OLD DOMINION MONARCHS

Head Coach: DeLisha Milton-Jones
Record at ODU: 35-18 (2nd season)
Career Record: 67-50 (4th season)
2020-21 Record: 13-11 (7-9 C-USA)
Last Game: L, 65-62 vs. LA Tech
Ranking: N/A

VS.



MIDDLE TENNESSEE LADY RAIDERS

Head Coach: Rick Insell
Record at Middle Tennessee: 399-144 (17th season)
Career Record: 399-144 (17th season)
2020-21 Record: 17-8 (12-4 C-USA)
Last Game: W, 72-65 vs. Charlotte
Ranking: N/A

SERIES HISTORY

All-Time: ODU trails, 7-6
Last Meeting: W, 58-56 (2/10/22) at ODU
First Meeting: L, 71-86 (12/19/06) at MTSU
Streak: L1

BROADCAST INFORMATION

Stream: CUSA.tv
Radio: Money Talk 1310 AM
100.9 FM and 97.3 HD2
PXP: Matthew Hatfield

THE STARTING FIVE

- The final game of the regular season is a true winner-take-all contest between the Monarchs and the Lady Raiders. Saturday's winner will receive a double-bye into the quarterfinals of the C-USA Tournament whereas the loser must play in the first round. Middle Tennessee can claim a share of the East Division title and the No. 1 seed with a win over ODU and a Charlotte loss on Saturday. The Monarchs can finish no better than second with a win and no worse than third with a loss.

- ODU trailed 22-11 after the first quarter, led 32-28 at the half and were up 62-61 with 22 seconds to play before losing 65-62 to LA Tech on Wednesday. The Monarchs opened the second quarter on an 11-0 run to tie the score and built a six-point edge just after the halftime, but the Lady Techsters scored the last four points of the game to sneak away with the win. Iggy Allen scored 20 points in the loss and topped 1,000 points for her career in the process.

- On Feb. 14, head coach DeLisha Milton-Jones was announced as a member of the Women's Basketball Hall of Fame Class of 2022. Milton-Jones boasts an accolade-filled career in the game. She received the Wade Trophy in 1997 as the best player in college basketball and won two Olympic gold medals and two WNBA titles. She is the seventh individual with ODU ties to reach the hall and is just the 13th active DI head coach in the WBHOF.

- The Monarchs are one of the tightest defensive units in the country this year. ODU entered Friday ranked 20th nationally and first in C-USA in scoring defense (55.1). The Monarchs 37th in 3-point field goal percentage defense (.275). ODU is turning teams over 20.41 times per game (17th in DI, 1st in C-USA) while averaging the 25th-most steals per game (10.5) in the country. Additionally, ODU is second in the conference and 66th in DI with 4.1 blocks per game.

- On Feb. 19, 2021 the Monarchs sat at 6-9 overall and 3-8 in Conference USA before ending the season with seven wins in their last nine games. The Monarchs are a combined 29-9 (.763) since that Feb. 19 loss to UAB. Those are the most wins by a C-USA team over that span, and no team in C-USA can match ODU's win percentage since Feb. 19, 2021.

PROJECTED STARTERS

| # | Name | PPG | RPG | APG | MPG |
|-----|----------------------------------|------|-----|-----|------|
| #1 | Mariah Adams Sr. G 6-0 | 6.1 | 3.0 | 4.6 | 31.9 |
| #2 | Iggy Allen Gr. G 5-11 | 15.1 | 7.5 | 1.6 | 30.7 |
| #4 | Aziah Hudson Sr. G 5-6 | 5.3 | 0.8 | 0.5 | 17.7 |
| #12 | Brianna Jackson Jr. F 6-3 | 7.0 | 5.0 | 0.3 | 19.2 |
| #23 | Amari Young Sr. F 5-11 | 8.7 | 5.7 | 0.8 | 26.6 |

QUICK FACTS

General Information

Location: Norfolk, Va. (23529)
 Nickname: Monarchs
 Founded: 1930 (as the Norfolk Division of The College of William & Mary)
 Enrollement: 24,824
 School Colors: Slate Blue (PMS 540)
 Silver (PMS 877)
 Light Blue (PMS 283)
 Home Court: Chartway Arena (8,472)
 Conference: Conference USA
 President: Dr. Brian O. Hemphill (Saint Augustine's)
 Athletic Director: Dr. Camden Wood Selig (Washington & Lee)
 A.D. Office Phone: 757-683-3369
 Sr. Woman Administrator: Carolyn Crutchfield
 Faculty Representative: Stacie Raymer
 Athletic Department Phone: 757-683-3375
 Official Website: ODUSports.com
 Ticket Office Phone: 757-683-4444
 Ticket Office Website: ynotix.com

Program History

First Year: 1969-70
 All-Time: 1,119-477 (.701)
 NCAA Appearances: 25 (Last, 2008)
 NCAA Record: 34-24
 WNIT Appearances: 8 (Last, 2019)
 WNIT Record: 7-8

2021-22 Coaching & Support Staff

Head Coach: DeLisha Milton-Jones
 Record at ODU: 35-18
 Overall Record: 67-50
 Assistant Coach: Shammond Williams
 Assistant Coach & Co-Recruiting Coordinator: Danielle Bell
 Assistant Coach & Co-Recruiting Coordinator: Roland Jones Jr.
 Director of Basketball Operations: Corey Green
 Video Coordinator: Kyle Weakland
 Athletic Trainer: Andilynn Beadles
 Strength Coach: Ryan Hardie
 Academic Advisor: Kristin Eden
 Sport Administrator: Carolyn Crutchfield
 Student Manager: Marcus Gear
 Office Phone Number: 757-683-3401

2020-21 Season In Review

Overall Record: 13-11
 C-USA Record: 7-9
 Postseason: N/A
 C-USA Tournament: Semifinals
 Letterwinners Returning/Lost: 5/5
 Starters Returning/Lost: 4/1
 Newcomers: 10 (5 freshman)

Radio Information

Radio Station: 94.1 WVSP-FM / 1310 WGH-AM
 PBP: Matthew Hatfield
 Analyst: Susan Montgomery (at home)

ROSTER BREAKDOWN

NUMERICAL

| No. | NAME | POS. | CL. | HT. | HOMETOWN (HS/PREV. SCHOOL) |
|-----|-------------------------|------|-----|------|--------------------------------------------------|
| 0 | Joy Campbell | G | So. | 5-6 | Fontana, Calif. / Etiwanda / UC Riverside |
| 1 | Mariah Adams | G | Sr. | 6-0 | Little Rock, Ark. / eStem |
| 2 | Iggy Allen | G | Gr. | 5-11 | Pompano Beach, Fla. / Dillard / FAU |
| 3 | Taleah Washington | G | Jr. | 5-7 | District Heights, Md. / Forestville / Syracuse |
| 4 | Aziah Hudson | G | Sr. | 5-6 | Baldwin, N.Y. / Baldwin |
| 5 | Ashanti Barnes-Williams | F | Fr. | 6-1 | Norfolk, Va. / Lake Taylor |
| 11 | Kaye Clark | G | Jr. | 5-7 | Milwaukee, Wisc. / Rufus King/ Trinity Valley CC |
| 12 | Brianna Jackson | F | Jr. | 6-3 | Virginia Beach, Va. / Princess Anne |
| 14 | Ajah Wayne | G/F | Sr. | 5-10 | Birmingham, Ala. / Ramsay |
| 20 | Maggie Robinson | F | Gr. | 6-0 | Mobile, Ala. / W.P. Davidson / Shelton State CC |
| 23 | Amari Young | F | Sr. | 5-11 | North Augusta, S.C. / North Augusta |
| 24 | Eden Sample | G | Fr. | 5-11 | Gwinnett, Ga. / Collins Hill |
| 25 | Kaylen Nelson | G/F | Fr. | 5-11 | Tulsa, Okla. / Union |
| 35 | Alex Rouse | G | Fr. | 5-8 | Little Rock, Ark. / Joe T. Robinson |
| 44 | Amhyia Moreland | F | Fr. | 6-1 | Charlotte, N.C. / Zebulon B. Vance |

ALPHABETICAL

| No. | NAME | POS. | CL. | HT. | HOMETOWN (HS/PREV. SCHOOL) |
|-----|-------------------------|------|-----|------|--------------------------------------------------|
| 1 | Mariah Adams | G | Sr. | 6-0 | Little Rock, Ark. / eStem |
| 2 | Iggy Allen | G | Gr. | 5-11 | Pompano Beach, Fla. / Dillard / FAU |
| 5 | Ashanti Barnes-Williams | F | Fr. | 6-1 | Norfolk, Va. / Lake Taylor |
| 0 | Joy Campbell | G | So. | 5-6 | Fontana, Calif. / Etiwanda / UC Riverside |
| 11 | Kaye Clark | G | Jr. | 5-7 | Milwaukee, Wisc. / Rufus King/ Trinity Valley CC |
| 4 | Aziah Hudson | G | Sr. | 5-6 | Baldwin, N.Y. / Baldwin |
| 12 | Brianna Jackson | F | Jr. | 6-3 | Virginia Beach, Va. / Princess Anne |
| 44 | Amhyia Moreland | F | Fr. | 6-1 | Charlotte, N.C. / Zebulon B. Vance |
| 25 | Kaylen Nelson | G/F | Fr. | 5-11 | Tulsa, Okla. / Union |
| 20 | Maggie Robinson | F | Gr. | 6-0 | Mobile, Ala. / W.P. Davidson / Shelton State CC |
| 35 | Alex Rouse | G | Fr. | 5-8 | Little Rock, Ark. / Joe T. Robinson |
| 24 | Eden Sample | G | Fr. | 5-11 | Gwinnett, Ga. / Collins Hill |
| 3 | Taleah Washington | G | Jr. | 5-7 | District Heights, Md. / Forestville / Syracuse |
| 14 | Ajah Wayne | G/F | Sr. | 5-10 | Birmingham, Ala. / Ramsay |
| 23 | Amari Young | F | Sr. | 5-11 | North Augusta, S.C. / North Augusta |

COACHES & STAFF

| | |
|-----------------------------------------------|----------------------|
| Head Coach | DeLisha Milton-Jones |
| Assistant Coach | Shammond Williams |
| Asst. Coach & Co-Recruiting Coord. | Danielle Bell |
| Asst. Coach & Co-Recruiting Coord. | Roland Jones Jr. |
| Director of Basketball Operations | Corey Green |
| Video Coordinator | Kyle Weakland |
| Sports Performance Coach | Ryan Hardie |
| Athletic Trainer | Andilynn Beadles |

PRONUNCIATION GUIDE

| | |
|-----------------------------|------------------|
| #1 Mariah Adams | muh-RYE-uh |
| #3 Taleah Washington | tah-LEE-uh |
| #4 Aziah Hudson | ay-ZHUH |
| #12 Brianna Jackson | bree-AHN-nuh |
| #14 Ajah Wayne | ay-ZHUH |
| #24 Eden Sample | ee-DEN |
| #35 Alex Rouse | rhyms with house |
| #44 Amhyia Moreland | uh-MY-uh |

BY STATE/COUNTRY

Alabama (2)
 Maggie Robinson
 Ajah Wayne

Arkansas (2)
 Mariah Adams
 Alex Rouse

California (1)
 Joy Campbell

Florida (1)
 Iggy Allen

Georgia (1)
 Eden Sample

Maryland (1)
 Taleah Washington

New York (1)
 Aziah Hudson

North Carolina (1)
 Amhyia Moreland

Oklahoma (1)
 Kaylen Nelson

South Carolina (1)
 Amari Young

Virginia (2)
 Ashanti Barnes-Williams
 Brianna Jackson

Wisconsin (1)
 Kaye Clark

BY POSITION

GUARD (8)
 Mariah Adams
 Iggy Allen
 Joy Campbell
 Kaye Clark
 Aziah Hudson
 Alex Rouse
 Eden Sample
 Taleah Washington

GUARD/FORWARD (2)
 Kaylen Nelson
 Ajah Wayne

FORWARD (5)
 Ashanti Barnes-Williams
 Brianna Jackson
 Amhyia Moreland
 Maggie Robinson
 Amari Young

BY CLASS

GRADUATES (2)
 Iggy Allen
 Maggie Robinson

SENIORS (4)
 Mariah Adams
 Aziah Hudson
 Ajah Wayne
 Amari Young

JUNIORS (3)
 Kaye Clark
 Brianna Jackson
 Taleah Washington

SOPHOMORES (1)
 Joy Campbell

FRESHMAN (5)
 Ashanti Barnes-Williams
 Amhyia Moreland
 Kaylen Nelson
 Alex Rouse
 Eden Sample



DELISHA MILTON-JONES

Experience: Second Season at ODU (fourth season overall)

Alma Mater: Florida, '97

All-Time Record: 67-50 (.573)

ODU Record: 35-18 (.660)

C-USA Record: 19-14 (.576)

CAREER TIMELINE

COACHING HISTORY

OLD DOMINION, Head Coach (2020-present)

SYRACUSE, Assistant Coach (2019-20)

- Helped recruit No. 4 class in the nation
- Wins over No. 5 Louisville and No. 8 Florida State

PEPPERDINE, Head Coach (2017-19)

- WNIT Sweet 16 in '19
- Finished 22-10 in 2018-19, one of the best turnarounds in the country
- 22 wins marked the program's most wins since 2002

PEPPERDINE, Assistant Coach (2016-17)

PLAYING HISTORY

WNBA (1999-2016)

- Fourth pick in the '99 Draft
- 2x WNBA Champion
- 3x WNBA All-Star
- Retired in '16 with most games played in league history with 499

USA BASKETBALL (1998, 1995-96, 1998-00)

- 2x Gold Medalist in '00 & '08
- 2x FIBA World Champion in '98 & '02

FLORIDA (1991-95)

- Florida Gator Hall Of Fame Inductee (2007)
- 1997 Wade Trophy Winner
- 1997 All-American
- 1,858 points scored

EDUCATION

University of Florida ('97)

DeLisha Milton-Jones, the 2022 inductee into the Women's Basketball Hall of Fame with a decorated professional career in the WNBA and overseas and former head coach at Pepperdine University, was announced as the new head coach of the Old Dominion women's basketball program by Director of Athletics Dr. Camden Wood Selig on April 17, 2020.

Milton-Jones guided the Monarchs to a 13-11 overall mark and a Conference USA Tournament Semifinals appearance in 2020-21. She notched her first win on the Monarchs' bench on Dec. 3 with a 70-47 result over William & Mary in ODU's home opener. Just three days later, she picked up another win over an in-state opponent – beating eventual Atlantic 10 champion VCU 81-76 in overtime. The Monarchs closed out the regular season with four wins in their last five games, including a 74-57 triumph on the road at C-USA Champions Middle Tennessee. Milton-Jones' Monarchs carried that momentum with them to Frisco, Texas for the C-USA Tournament. ODU won three games in as many days, including a pair of overtime victories, to reach the semifinals as the No. 6 seed out of the east. ODU took Rice, the west's top seed, to the brink before eventually falling 62-60. In all, the Monarchs were 7-2 in their final nine games.

Under the tutelage of Milton-Jones, three Monarchs earned significant accolades in 2020-21. Victoria Morris and Amari Young both placed on the all-conference second team. Young was also on the C-USA All-Defensive Team and the VaSID All-State Second Team. Wayne played her way on to the C-USA All-Tournament Team. ODU also found success in the classroom in 2020-21 with nine players featured on the Conference USA Commissioner's Honor Roll.

Milton-Jones has excelled at every stop of her basketball career. She started her college coaching career as an assistant at Pepperdine in 2016-17. After one season, she moved into the head coaching role and led the program to unprecedented success. In the 2017-18 season, she guided Pepperdine to 10 wins, the most at the Malibu school since 2012. In her second year, the Waves finished 22-10, winning 12 more games than the previous year in one of the best turnarounds in the country. The Waves' 22 victories in 2018-19 also marked the program's most since 2002. Pepperdine earned a WNIT bid for the program's first postseason tournament appearance, and then advanced to the Sweet 16 with wins over St. Mary's and Cal Baptist.

She left Pepperdine for the assistant coaching role at Syracuse following the 2019 WNIT run. Milton-Jones joined the staff of veteran head coach Quentin Hillsman. With Milton-Jones on the bench, the Orange put together a 16-15 mark, highlighted by wins over No. 5 Louisville and No. 8 Florida State.

Milton-Jones's coaching career followed a long and successful professional and international basketball career. Drafted fourth in the 1999 WNBA draft, she played 17 years in the league, retiring from the WNBA in 2016 after setting the record for most games played in league history with 499, which was later broken by WNBA great Sue Bird. She helped lead the Los Angeles Sparks to back-to-back WNBA Championships in 2001 and 2002. She was selected to the WNBA All-Star team in 2000, 2004 and 2007. In all, Milton-Jones played for Atlanta, New York, Washington and San Antonio, in addition to Los Angeles. Her 5,571 career points still rank ninth in WNBA history. She also made stops in Spain, Italy, Turkey, South Korea, the Czech Republic and Russia to play professionally.

On the international stage, Milton-Jones helped the United States win Olympic gold medals in 2000 and 2008. In the latter, she was coached by former ODU legend, Anne Donovan. She missed the 2004 Olympics with an injury. While playing for the national team, Milton-Jones also helped Team USA win FIBA Championships in 1998 and 2002.

Milton-Jones's first venture into coaching came when she was named interim coach of the Los Angeles Stars midway through the 2005 American Basketball Association. She became just the second woman to coach a men's professional basketball team.

Milton-Jones, who played for four years for Carol Ross at Florida, had one of the most remarkable college careers at Florida, capped off her senior year when she was named the 1997 Wade Trophy Winner, the 1997 Honda Award Winner, the 1997 SEC Player of the Year and a First Team All-American selection amongst other highly-touted accolades. She scored 1,858 points during her career, helping the Gators to four straight NCAA tournament appearances. Ironically, her final collegiate game was a 53-51 loss to Old Dominion in the 1997 NCAA Elite Eight. She was named to the Florida Gator Hall of Fame in 2007.



#0
JOY CAMPBELL
5-6 | So. | Guard
Fontana, Calif. | Etiwanda
UC Riverside



#1
MARIAH ADAMS
6-0 | Sr. | Guard
Little Rock, Ark. | eSTEM



#2
IGGY ALLEN
5-11 | Gr. | Guard
Pompano Beach, Fla. | Dillard
Florida Atlantic



#3
TALEAH WASHINGTON
5-7 | Jr. | Guard
District Heights, Md. | Forestville
Syracuse



#4
AZIAH HUDSON
5-6 | Sr. | Guard
Baldwin, N.Y. | Baldwin



#5
ASHANTI BARNES-WILLIAMS
6-1 | Fr. | Forward
Norfolk, Va. | Lake Taylor



#11
KAYE CLARK
5-7 | Jr. | Guard
Milwaukee, Wisc. | Rufus King
Trinity Valley CC



#12
BRIANNA JACKSON
6-3 | Jr. | Forward
Virginia Beach, Va. | Princess Anne
Miami (Fla.)



#14
AJAH WAYNE
5-10 | Sr. | Guard/Forward
Birmingham, Ala. | Ramsay



#20
MAGGIE ROBINSON
6-0 | Gr. | Forward
Mobile, Ala. | W.P. Davidson
Shelton State CC



#23
AMARI YOUNG
5-11 | Sr. | Forward
North Augusta, S.C. | North Augusta



#24
EDEN SAMPLE
5-11 | Fr. | Guard
Gwinnett, Ga. | Collins Hill



#25
KAYLEN NELSON
5-11 | Fr. | Guard
Tulsa, Okla. | Union



#35
ALEX ROUSE
5-8 | Fr. | Guard
Little Rock, Ark. | Joe T. Robinson



#44
AMHYIA MORELAND
6-1 | Fr. | Forward
Charlotte, N.C. | Zebulon B. Vance



DELISHA MILTON-JONES
HEAD COACH
Second Year at ODU; Fourth Overall



SHAMMOND WILLIAMS
ASSISTANT COACH
First Year at ODU



DANIELLE BELL
**ASST. COACH &
RECRUITING COORD.**
First Year at ODU



ROLAND JONES JR.
**ASST. COACH &
RECRUITING COORD.**
Second Year at ODU



COREY GREEN
DIRECTOR OF OPERATIONS
First Year at ODU



KYLE WEAKLAND
VIDEO COORDINATOR
Sixth Year at ODU



ANDILYNN BEADLES
ATHLETIC TRAINER
Third Year at ODU



RYAN HARDIE
SPORTS PERFORMANCE
Fourth Year at ODU

STATS COMPARISON



CATEGORY

| | | |
|------------------------|------|-------|
| Overall Record | 22-7 | 21-6 |
| Points Per Game | 64.5 | 68.0 |
| Opp. Points Per Game | 55.1 | 56.9 |
| Scoring Margin | +9.4 | +11.1 |
| Rebounds Per Game | 37.9 | 35.9 |
| Rebounding Margin | +1.8 | -0.7 |
| Field Goal Pct. | 40.0 | 40.1 |
| Opp. Field Goal Pct. | 37.4 | 37.8 |
| 3 PT Pct. | 28.0 | 32.9 |
| Opp. 3 PT Pct. | 27.5 | 26.0 |
| Free Throw Pct. | 64.7 | 74.2 |
| Assists Per Game | 11.9 | 12.7 |
| Turnovers Per Game | 14.8 | 13.4 |
| Blocked Shots Per Game | 4.1 | 3.7 |
| Steals Per Game | 10.5 | 9.4 |

NCAA STATISTICAL RANKINGS

March 3, 2022

TEAM RANKINGS (TOP 100)

| CATEGORY | STAT | NCAA RANK |
|-----------------------|-------|-----------|
| Scoring Defense | 55.1 | 20 |
| Turnover Margin | +5.59 | 16 |
| 3Pt Field Goal % Def. | 27.5 | 37 |
| Turnovers Forced | 20.41 | 17 |
| Off. Rebs. Per Game | 14.5 | 29 |
| Steals Per Game | 10.5 | 25 |
| Field Goal % Def. | 37.4 | 70 |
| Free Throw Attempts | 541 | 44 |
| Scoring Margin | +9.4 | 61 |
| Blocked Shots | 120 | 55 |
| Blocks Per Game | 4.1 | 66 |
| Free Throw Makes | 350 | 99 |

2021-22 C-USA Preseason Poll (first-place votes)

1. Charlotte (6) – 185 pts
2. **Old Dominion (6) – 173 pts**
- T3. Middle Tennessee (2) – 150 pts
- T3. North Texas – 150 pts
- T3. UTEP – 150 pts
6. LA Tech – 106 pts
7. FIU – 104 pts
8. Rice – 94 pts
9. Marshall – 85 pts
10. Florida Atlantic – 69 pts
11. UAB – 64 pts
12. WKU – 62 pts
13. Southern Miss – 56 pts
14. UTSA – 19 pts

NCAA STATISTICAL RANKINGS

March 3, 2022

INDIVIDUAL

| PLAYER | CATEGORY | STAT | NCAA RANK |
|-----------------|-----------------------|------|-----------|
| Mariah Adams | Steals | 54 | 115 |
| | Steals Per Game | 2.00 | 122 |
| | Assist Turnover Ratio | 1.76 | 94 |
| | Assists | 123 | 66 |
| | Assists Per Game | 4.6 | 65 |
| Iggy Allen | Points Per Game | 15.1 | 160 |
| | Points | 439 | 119 |
| | Rebounds | 217 | 113 |
| | Rebounds Per Game | 7.5 | 173 |
| Brianna Jackson | Blocked Shots | 43 | 67 |
| | Blocks Per Game | 1.48 | 83 |
| Ajah Wayne | FT Made | 90 | 131 |
| | FT Attempts | 127 | 109 |

2020-21 C-USA Preseason Team

- *Quincy Noble, North Texas, R-Jr., G
- *Octavia Jett-Wilson, Charlotte, Gr., G
- Iggy Allen, Old Dominion, Gr., G**
- Katia Gallegos, UTEP, So., G
- Savannah Wheeler, Marshall, So, G
- Amari Young, Old Dominion, Sr., F**
- Jada McMillian, Charlotte, Sr., G
- Ajah Wayne, Old Dominion, Sr., G/F**

*Preseason Co-Player of the Year

MONARCH NOTES

SERIES HISTORY

All-Time: ODU trails, 7-6

Last Meeting: W, 58-56 (2/10/22) at ODU

First Meeting: L, 71-86 (12/19/06) at MTSU

Streak: L1

Old Dominion can tie up the all-time series with Middle Tennessee on Saturday. The Monarchs are 6-7 against the Lady Raiders but have won four of the last five meetings, including a 58-56 result on Feb. 10.

ODU built a 10-point halftime lead and made a pair of defensive stops in the closing seconds of the game to hold off the charging Lady Raiders.

Iggy Allen led the Monarchs with 13 points and nine rebounds. She went 9-of-12 from the foul line and made a pair of foul shots with four seconds remaining to seal the win.

LAST TIME OUT

LA Tech shot over 90 percent from the field in the first quarter and 59 percent for the game in a wild back-and-forth 65-62 ODU loss on Wednesday. The Monarchs trailed by 11 after the first quarter but opened the second on an 11-0 run and led 32-28 at the half.

ODU overcame a 61-58 deficit with four straight points from **Brianna Jackson** and was up 62-61 with 22 seconds to play. However, the 12th lead change of the game proved to be decisive as the Lady Techsters netted the final four points to clip the Monarchs in the closing seconds.

The Monarchs shot well in the game, making 23 of 55 attempts (.418) and going 5-of-12 (.417) from deep. ODU also hit all 11 of its foul shots.

Iggy Allen scored 20 points to lead Old Dominion and reached the 1,000-point plateau for her career. **Brianna Jackson** matched a career high with 15 points and was 7-of-7 from the foul line.

SCOUTING MIDDLE TENNESSEE

The Lady Raiders (21-6, 13-4) remain in the hunt for a share of the C-USA East Division title and can claim the No. 1 seed in the upcoming conference tournament with a win and a Charlotte loss on Saturday.

Middle Tennessee secured a potential tiebreaker over Charlotte with a 72-65 win on Wednesday to give the Lady Raiders the season sweep of the 49ers.

MTSU made seven 3-pointers in the win and held Charlotte to 4-of-21 (.190) shooting from deep. On the season, the Lady Raiders are first in the conference in 3-point shooting percentage (.329), 3-pointers made (257) and 3-pointers attempted (781) and are second-best at guarding the 3-point line (.260).

Kseniya Malashka came off the bench on Wednesday and scored 27 points with four treys. Malashka is the Lady Raiders' leading scorer this season at 13.0 points per game. She also averages 5.0 rebounds, 1.6 steals and 1.3 blocks.

Courtney Whitson averages 12.6 points, 7.7 rebounds and 2.0 assists per game. Dor Saar leads Middle Tennessee with 3.3 assists per game and 65 made 3-pointers.

MILTON-JONES GETS THE CALL FROM THE HALL

Head coach DeLisha Milton-Jones will be headed into the Women's Basketball Hall of Fame as a member of the Class of 2022. Milton-Jones is a two-time Olympic gold medalist and WNBA champion, helping the Los Angeles Sparks go back-to-back in 2001 and 2002. She enjoyed a 17-year career in the league and was a three-time all-star.

Milton-Jones was a decorated player at Florida, winning the Wade Trophy in 1997 as well as receiving SEC Player of the Year and First Team All-America honors that season.

She becomes the seventh individual with ODU ties to make the WBHOF, joining five Monarch legends in Anne Donovan, Nancy Lieberman, Inge Nissen, Marianne Stanley and Ticha Penicheiro and former ODU head coach Nikki McCray-Penson. Milton-Jones is just one of 13 active DI head coaches in the WBHOF.

STANLEY A NAISMITH MEMORIAL HALL OF FAME FINALIST

Former Old Dominion women's basketball head coach Marianne Stanley has been named a finalist for the Naismith Memorial Basketball Hall of Fame Class of 2022, the organization announced on Friday.

Hired by ODU at just 23, Stanley compiled a record of 269-59 (.820) in her 10 years in Norfolk. The Monarchs won back-to-back AIAW national titles in 1979 and 1980 and were NCAA champs in 1985. ODU also won the WNIT with Stanley in 1978.

The Class of 2022 will be announced on April 2.

CLAMPING DOWN

The Monarchs are one of the tightest defensive units in the country this year. ODU entered Friday ranked 20th nationally and first in C-USA in scoring defense (55.1). The Monarchs 37th in 3-point field goal percentage defense (.275). ODU is turning teams over 20.41 times per game (17th in DI, 1st in C-USA) while averaging the 25th-most steals per game (10.5) in the country. Additionally, ODU is second in the conference and 66th in DI with 4.1 blocks per game.

Five teams have failed to crack the 30-percent mark from the field against ODU. The Monarchs have turned a team over 20 or more times on 12 occasions and have forced 30-plus turnovers four times.

Since the Monarchs began conference play, they have held the opposing team's leading scorer below their season average 10 times.

CREDENTIALS

Working press credentials for all Old Dominion basketball games may be secured by contacting the athletic communications office at least two days prior to the desired game. All credentials will be left at the pass gate at Chartway Arena, located at the loading dock entrance on 45th Street across from the parking garage. The credentials must be worn at press row and in the press room. **PARKING PASSES ARE AVAILABLE ON A LIMITED BASIS.** Please contact Matt Wurzbarger for credential or parking pass inquiries.

PRESS ROW

Press row is located at courtside. All radio and television broadcasts are originated at courtside. For any assistance during a game, please see Matt Wurzbarger, who is located at the end of the scorers' table near the ODU bench.

PRESS ROOM/SERVICES

The Carol R. Hudson Press Room is located under section 107 in Chartway Arena. Outside telephone lines, along with wireless and ethernet connections, are available and may be used on a first-come, first-served basis. The press and media hostess and athletic public relations office assistants are available to assist in the filing of post-game stories. A complete play-by-play as well as halftime (12 column) and post-game (NCAA 16 column) statistics are distributed. Pre-game press packets are available one hour prior to tip-off.

PHOTOGRAPHERS

Only working photographers are allowed at courtside. Credentials must be secured at least two days in advance. All photographers must display their badge at all times. Photographers will have access to the Carol R. Hudson Press Room, which provides ethernet, to work pre-game, during the game and post-game on their photography needs.

RADIO BROADCASTS

Requests to broadcast any ODU game must be approved in advance by the athletic public relations office. Phone lines are available at courtside. For additional lines, please contact Matt Wurzbarger or Matt Drexler of Spectra. For reference, ODU women's basketball games are broadcast on ESPN 94.1 FM or Money Talk 1310 AM, if there are scheduling conflicts with ESPN.

INTERVIEWS

Post-game interviews with Coach DeLisha Milton-Jones and select players are conducted in the Carol R. Hudson, Jr. Press Room. These interviews will be conducted only after the 10-minute cooling off period. Interviews with the visiting coach are also conducted in the press room. All interviews with Old Dominion players and coaches during the week must be arranged through the athletic communications office. If media has preference on which players they would like to interview in the press conference, please contact Matt Wurzbarger at the final media timeout of the fourth quarter to submit your request.

JUST MONARCHS, PLEASE

Although the women's basketball team used to be referred to as the Lady Monarchs, they now should be referred to as the Monarchs. Additionally, Old Dominion University is our official title but ODU will work just fine when abbreviating the school. Old Dom, Old Domin and other variations are incorrect.

SITUATIONAL RECORDS

| STAT | Record (last year) |
|-----------------------|--------------------|
| Home | 10-4 (6-6) |
| Home (C-USA) | 6-3 (3-6) |
| Home (Non-Conference) | 4-1 (3-0) |
| Away | 9-3 (4-4) |
| Away (C-USA) | 6-2 (4-3) |
| Away (Non-Conference) | 3-1 (0-1) |
| Neutral | 3-0 (3-1) |
| Leading after 1Q | 15-2 (6-7) |
| Trailing after 1Q | 6-5 (4-4) |
| Tied after 1Q | 1-0 (3-0) |
| Leading at Half | 17-1 (7-4) |
| Trailing at Half | 5-6 (6-6) |
| Tied at Half | 0-0 (0-1) |
| Leading after 3Q | 20-1 (9-4) |
| Trailing after 3Q | 1-6 (4-7) |
| Tied after 3Q | 1-0 (0-0) |
| Scores < 50 | 0-4 (0-1) |
| Scores 50-59 | 5-1 (2-1) |
| Scores 60-69 | 7-2 (0-4) |
| Scores 70-79 | 6-0 (7-1) |
| Scores 80-89 | 4-0 (3-3) |
| Scores 90-99 | 0-0 (1-1) |
| Scores >100 | 0-0 (0-0) |
| Allows < 50 | 9-1 (3-0) |
| Allows 50-59 | 9-1 (4-1) |
| Allows 60-69 | 3-3 (1-2) |
| Allows 70-79 | 1-2 (4-4) |
| Allows 80-89 | 0-0 (1-2) |
| Allows 90-99 | 0-0 (0-1) |
| Allows >100 | 0-0 (0-1) |
| FG% >= 40 | 13-1 (10-5) |
| FG% < 40 | 9-6 (3-6) |
| Opp. FG% >= 40 | 5-5 (5-8) |
| Opp. FG% < 40 | 17-2 (8-3) |
| FG% > Opp. | 17-0 (10-2) |
| FG% <= Opp. | 5-7 (3-9) |
| 3PT Made > Opp. | 12-1 (8-4) |
| 3PT Made <= Opp. | 10-6 (5-7) |
| FT% >= 70 | 8-1 (2-1) |
| FT% < 70 | 14-6 (11-10) |
| FT ATT > Opp. | 11-3 (10-2) |
| FT ATT <= Opp. | 11-4 (3-9) |
| Rebounds > Opp. | 15-1 (10-3) |
| Rebounds <= Opp. | 7-6 (3-8) |
| Assists > Opp. | 17-0 (8-4) |
| Assists <= Opp. | 5-7 (5-7) |
| Turnovers > Opp. | 3-1 (4-4) |
| Turnovers <= Opp. | 19-6 (9-6) |
| Overtime | 0-0 (3-3) |
| OT at Home | 0-0 (1-1) |
| OT on Road | 0-0 (0-2) |
| Top 25 | 0-0 (0-0) |
| Top 25 at Home | 0-0 (0-0) |
| Top 25 on Road | 0-0 (0-0) |

MONARCH NOTES CONTINUED.

THE TURNING POINT

On Feb. 19, the Monarchs lost a 74-61 home game to UAB, dropping to 6-9 overall and 3-8 in Conference USA. ODU responded with 37-point win over UAB the following day, starting a run of seven wins over the last nine games of the season. The Monarchs are a combined 29-9 (.763) since the Feb. 19 loss to UAB.

ODU's 29 wins are the most by a C-USA team over that span, and no team in C-USA can match ODU's win percentage since Feb. 19, 2021.

2020-21 IN REVIEW

The Monarchs posted a 13-11 overall mark in 2020-21, going 7-9 in Conference USA games. ODU turned it on late, going 7-2 in its final nine games of the season. During that stretch, the Monarchs upset eventual C-USA champion Middle Tennessee on the road and won three games in as many nights to reach the semifinals of the conference tournament as the East Division's No. 6 seed.

ODU was strong on the glass last season, ranking fourth in the conference and 48th nationally with 40.5 boards per game. The Monarchs boasted two of the conference's top rebounders in **Amari Young** and **Ajah Wayne**. Young averaged a double-double and was 2nd in C-USA and 18th in DI with 11.2 rebounds per game. Wayne averaged 9.7 boards per contest (fourth in C-USA, 49th in DI) and was the leading offensive rebounder in the conference (3.8). Old Dominion was 10-3 last season when winning the rebounding battle.

The Monarchs also took great care of the ball when in possession, averaging only 12.7 turnovers per game, good for second in C-USA and 25th nationally. Starting point guard **Mariah Adams** boasted a 1.78 assist-to-turnover ratio, the fourth-best mark in C-USA. As a team, ODU's 1.06 assist-to-turnover ratio was third-best in the conference.

POTENT QUOTABLES

"They're so special to me. I know this moment is about me. But there's nothing I wouldn't do for these women. They shower me with love and affection. Just seeing how proud they are of me, it tickles me pink on the inside, but at the same time motivates me even more to be better as their leader, as a living example for them." **Head coach DeLisha Milton-Jones on sharing her WBHOF induction with her players**

HIGH EXPECTATIONS

Coaches of Conference USA have predicted a two-horse race between the Monarchs and Charlotte for the regular season title. The Monarchs finished just 12 points behind the 49ers in the preseason poll, and both teams received six first-place votes. ODU and Charlotte battled three times last season with each game going beyond regulation. The Monarchs and 49ers played a pair of double-overtime affairs, including a 90-89 ODU win in the C-USA Quarterfinals.

ALLEN, WAYNE, YOUNG NAMED PRESEASON ALL-C-USA

The Monarchs were well-represented in the Conference USA Preseason Team as **Iggy Allen**, **Ajah Wayne** and **Amari Young** all featured on the eight-person team. Those three selections were the most by any C-USA team, and only Charlotte joined ODU with multiple honorees on the team. Allen, last season's C-USA Newcomer of the Year with FAU, makes the preseason team for the first time. Both Wayne and Young were named preseason all-conference prior to the start of last season as well.

MILTON-JONES ANNOUNCES COACHING STAFF

Head coach **DeLisha Milton-Jones** finalized her coaching staff in early September with the hiring of **Danielle Bell**, **Shammond Williams**, and **Corey Green** and the elevation of **Roland Jones Jr.**

- A Hampton Roads native, Bell serves as assistant coach and co-recruiting coordinator. Bell joined the Monarchs following a three-year stint at Gardner-Webb. She also had stops at Norfolk State, Richmond and Georgia. She helped the Spartans to their first winning season in 16 years and reached the 2011 Sweet 16 with the Bulldogs. The Kellam High School product graduated from Richmond in 2010 and was a four-year letterwinner with the Spiders.

- Williams was a standout performer at North Carolina with a decade-long professional playing career. Williams made the Final Four in 1995, 1997 and 1998 and left Chapel Hill as the program's career leader in 3-pointers and free throw percentage. He was drafted by the Chicago Bulls in the second round of the 1998 NBA Draft and played in 325 games with seven different franchises. Williams was also a decorated player in several European domestic leagues and has represented the Republic of Georgia on the international stage. He has previously served as a men's basketball assistant coach at Furman, Tulane and WKU.

- Jones Jr. was elevated to the role of assistant coach and co-recruiting coordinator after serving as the program's director of basketball operations last season. Prior to ODU, Jones Jr. was a girl's basketball assistant coach at Etiwanda High School in California, where he coached current Monarch **Joy Campbell**. Jones Jr. previously served under Milton-Jones at Pepperdine in 2017-18 and helped lay the groundwork for the Waves' 22-win team the following season. He played professionally in nine different countries and was a junior college honorable mention all-American at Cochise College.

- No stranger to ODU women's basketball, Green was hired as the new director of basketball operations. He was a former student manager and office assistant and eventual interim video coordinator for the Monarchs and graduated from ODU in

SITUATIONAL RECORDS

| STAT | Record (last year) |
|------------------|--------------------|
| 3 points or less | 2-3 (3-2) |
| 4-9 points | 2-1 (4-6) |
| 10-19 points | 13-2 (3-3) |
| 20+ points | 5-1 (3-0) |
| Night | 8-4 (6-5) |
| Day | 14-3 (7-6) |
| November | 5-2 (0-1) |
| December | 5-0 (3-0) |
| January | 5-2 (2-4) |
| February | 7-2 (3-5) |
| March | 0-1 (5-1) |
| Sunday | 5-1 (2-0) |
| Monday | 2-0 (0-0) |
| Tuesday | 1-0 (1-0) |
| Wednesday | 2-2 (1-1) |
| Thursday | 5-2 (3-0) |
| Friday | 1-0 (4-4) |
| Saturday | 6-2 (2-6) |

GAME STATS

| CATEGORY | STATS |
|------------------------|------------------------------------------|
| Most Pts | 85 at App State (12/18) |
| Low Pts | 45 vs. GW (11/18) |
| Most Opp. Pts | 75 at UAB (2/13) |
| Low Opp. Pts | 29 vs. Bowie State (12/8) |
| Largest Lead | 41 vs. Bowie State (12/8) |
| Largest Deficit | 26 (2x), last: at WKU (2/5) |
| Most Lead Changes | 12 vs. LA Tech (3/2) |
| Longest ODU led | 39:45 (2x), last: vs. Bowie State (12/8) |
| Longest ODU trailed | 39:29 at VCU (11/21) |
| Most 1Q Pts | 32 at App State (12/18) |
| Low 1Q Pts | 7 vs. Norfolk State (12/12) |
| Most Opp. 1Q Pts | 27 at WKU (2/5) |
| Low Opp. 1Q Pts | 2 vs. Bowie State (12/8) |
| Most 2Q Pts | 29 at FIU (2/26) |
| Low 2Q Pts | 6 (2x), last: at UTEP (1/15) |
| Most Opp. 2Q Pts | 18 (2x) last: at VCU (11/21) |
| Low Opp. 2Q Pts | 4 vs. Texas Tech (11/27) |
| Most 1st Half Pts | 49 at App State (12/18) |
| Low 1st Half Pts | 15 at UTEP (1/15) |
| Most Opp. 1st Half Pts | 43 at WKU (2/5) |
| Low Opp. 1st Half Pts | 12 vs. Bowie State (12/8) |
| Most 3Q Pts | 31 at UAB (2/13) |
| Low 3Q Pts | 8 (2x), last: vs. FAU (1/17) |
| Most Opp. 3Q Pts | 25 at UAB (2/13) |
| Low Opp. 3Q Pts | 4 vs. Bowie State (12/8) |
| Most 4Q Pts | 29 vs. Rice (1/20) |
| Low 4Q Pts | 7 vs. Marshall (2/17) |
| Most Opp. 4Q Pts | 26 at Temple (12/22) |
| Low Opp. 4Q Pts | 5 at UTSA (1/13) |
| Most 2nd Half Pts | 48 at UAB (2/13) |
| Low 2nd Half Pts | 22 vs. Texas Tech (11/27) |
| Most Opp. 2nd Half Pts | 40 (3x), last: at FIU (2/26) |
| Low Opp. 2nd Half Pts | 17 vs. Bowie State (12/8) |

MONARCH NOTES CONTINUED..

2016. Following graduation, Green was a women's basketball GA at Detroit then worked for women's hoops at Memphis for three seasons, first as the video coordinator and then the director of basketball operations.

MONARCHS ADD 10 FOR 2021-22 SEASON

Head coach **DeLisha Milton-Jones** added 10 newcomers prior to the start of the season. The 10-member signing class includes five freshmen, four Division I transfers and a second team junior college all-American.

- **Iggy Allen** comes to ODU as a graduate transfer. Last season she was named C-USA's Newcomer of the Year while at Florida Atlantic. She set single-season Division I-era program records in scoring (22.2 points per game) and rebounding (10.9 rebounds per game) with the Owls. Allen also played at Miami (Fla.) and Mississippi State, where she played in the NCAA Final as a freshman. As a high schooler, Allen was ranked as the No. 43 prospect nationally.

- **Ashanti Barnes-Williams** was rated a top-150 recruit by ProspectsNation coming out of Lake Taylor High School in Norfolk. She helped lead the Titans to a state title and received VHSL 4A All-State honors in 2020. Additionally, she is a former First Team All-Conference and Second Team All-Tidewater honoree.

- **Joy Campbell** played in 18 of a possible 19 games as a freshman at UC Riverside last season. She was second on the team in both assists and steals. Campbell is a former Sun/Bulletin Player of the Year at Etiwanda High School. The Eagles were ranked as high as sixth nationally by MaxPreps in Campbell's senior season.

- **Kaye Clark** was a Second Team NJCAA All-American for Trinity Valley CC last season. In her two seasons at Trinity Valley, the Cardinals went a combined 54-4 and played for the NJCAA championship in 2021. She averaged 14.2 points, 5.5 rebounds and 4.3 assists per game in her all-American campaign while making 1.5 3-pointers per game at a .407 clip.

- **Brianna Jackson** started her collegiate career at Miami (Fla.), where she played two seasons. Jackson featured in 40 total games for the Hurricanes. She led Miami and was sixth in the ACC in blocks per game (1.30) as a freshman. Jackson was a four-star prospect out of local powerhouse Princess Anne High School and was the fourth-ranked player in the state of Virginia. A former VHSL 5A State Player of the year, she won four state titles with the Cavaliers.

- **Amhyia Moreland** was a two-time state champion with Zebulon B. Vance High School in Charlotte. She had an 11-point, 13-board double-double in the 2021 state title game. She garnered I-Meck Player of the Year honors after averaging 18.3 points and 7.4 rebounds per game as a senior.

- **Kaylen Nelson** averaged 13.4 points and 5.9 rebounds as a senior at Union High School in Tulsa, garnering all-state honors in the process. She was also a First Team All-World honoree as a senior as she helped guide Union to the 6A state semifinals.

- **Alex Rouse** was a multi-sport athlete at Joe T. Robinson High School in Little Rock. She averaged 25.5 points, six rebounds and three assists as a senior en route to all-conference and all-state honors. She played in the state tournament in basketball and also won a state title in soccer. Additionally, she owns one varsity letter for volleyball.

- **Eden Sample** was a nominee for the 2021 McDonald's All-American game and an Atlanta Journal-Constitution 6A All-State Second Teamer as a senior. She received first team all-conference honors as a junior, leading Collins Hill High School in scoring at 16.5 points per game.

- **Taleah Washington** played two seasons at Syracuse and reached the Round of 32 in the 2021 NCAA Tournament. She played in 42 total games for the Orange and was coached by Milton-Jones as a freshman. In high school, Washington was a two-time state champion, a 1,000-point scorer and a two-time MVP of the Rose Classic.

1K WATCH

The Monarchs added its newest member of the 1,000-point club on March 2. **Iggy Allen** scored the 1,000th point of her career against LA Tech and now has 1,004 with 439 coming from her time at ODU.

Allen is the third Monarch to break 1,000 career points this season. **Amari Young** became the 35th Monarch to tally 1,000 points in a career on Jan. 17 and now has 1,137, good for 28th in program history. **Ajah Wayne** also joined the 1,000-point club this season and now has 1,305. She currently ranks 24th all-time at ODU after passing ODU Hall of Famer Ticha Penicheiro.

In total, 36 ODU players have reached the 1,000-point threshold. The Monarchs boast 15 1,500-point scorers and six 2,000-point scorers. Anne Donovan holds the career scoring record at Old Dominion with 2,719 points in her 136 career games (20.0 per game).

SILVER MONARCHS

The Monarchs are celebrating the 25th anniversary of their 1996-97 national runner-up squad. That year, ODU posted a 34-2 overall record, going 16-0 in conference and winning the sixth of an eventual 17-consecutive CAA crowns. The 96-97 edition of the Monarchs owned the best offense in the nation (84.4 points per game) and won by an average of 31.9 points per game.

THE LAST TIME...

TEAM SCORING

| | |
|-----------------------|-----------------------------------|
| 100+ | W, 105-62 vs. Hofstra (2/14/04) |
| 90+ | W, 90-89 2OT vs. CLT (3/11/21) |
| <40 | L, 37-55 at GW (11/28/20) |
| Allowed 100+ | L, 102-95 2OT vs. CLT (2/10/21) |
| Allowed <40 | W, 70-29 vs. Bowie State (12/8) |
| 5 plys w/ 10+ Pts (5) | W, 80-52 vs. S.C. State (11/9/21) |
| 6 plys w/ 10+ Pts (6) | W, 95-68 vs. FIU (1/12/19) |

TEAM STATS

| | |
|---------------|-----------------------------------|
| 60%+ | 61.4% at Southern Miss (2/10/18) |
| 60%+ 3PT | 69.2% at Southern Miss (2/10/18) |
| 0 3PT | at VCU (11/21/21) |
| 10+ 3PT | 11 at UAB (2/13) |
| 100% FT | 11-11 vs. LA Tech (3/2/22) |
| 40+ FT ATT | 42 vs. William & Mary (12/8/18) |
| 10+ REB MARG. | +12 vs. WKU (2/19) |
| 20+ REB MARG. | +21 vs. North Texas (1/22) |
| 30+ REB MARG. | +33 vs Florida Atlantic (3/13/19) |
| 20+ OFF REBS | 21 vs. WKU (2/19) |

OVERTIME

| | |
|-----------|----------------------------|
| Game | W, 90-89 vs. CLT (3/11/21) |
| Win | W, 90-89 vs. CLT (3/11/21) |
| Loss | L, 87-80 vs. CLT (2/13/21) |
| Road Game | L, 87-80 vs. CLT (2/13/21) |

INDIVIDUAL

| | |
|---------------------------|-------------------------------------------------------------------|
| 50+ Points | Anne Donovan (50) vs. Norfolk State (12/11/80) |
| 40+ Points | Jennie Simms (41) at Florida Atlantic (2/4/17) |
| 30+ Points | Amari Young (31) vs. CLT (3/11/21) |
| 2 players with 20+ Points | I. Allen (23) / A. Wayne (21) at App State (12/18/21) |
| Triple-Double | Ticha Penicheiro (22p/15r/14s) vs. St. Francis (Pa.) (3/13/98) |
| Double-Double (P/R) | Iggy Allen (16p, 14r) vs. WKU (2/19) |
| Double-Double (P/A) | Taylor Edwards (16p, 10a) vs. Jacksonville (11/24/18) |
| 2 players with D/D | I. Allen / A. Wayne at Temple (12/22) |
| 10+ 3PT | TJ Jordan (10) vs. Northeastern (2/8/07) |
| 20+ FT ATT | Ajah Wayne (20) at Cincinnati (11/12/18) |
| 15+ REB | Iggy Allen (15) vs. Norfolk State (12/12) |
| 20+ REB | Amari Young (24) vs. Charlotte (2/10/21) |
| 10+ OFF REB | Ashley Scott (11) vs. Florida Atlantic (3/13/19) |
| 10+ ASTS | Taylor Edwards (10) vs. Jacksonville (11/24/18) |
| 5+ BLKS | Marie Reichert (5) vs. Campbell (11/8/19) |
| 5+ STLS | Mariah Adams (6) at Temple (12/22) |

MONARCH NOTES CONTINUED..

ODU opened the NCAA Tournament with a 102-52 win over Liberty then survived in overtime vs. Purdue, 69-65. After a comfortable win over LSU to reach the Elite Eight, the Monarchs eked out a pair of one-point wins to reach the title game for the first time since winning it all in 1985. The Monarchs topped Florida and current head coach **DeLisha Milton-Jones** in the Elite Eight before beating Stanford 83-82 in the Final Four. Old Dominion ran in to a Tennessee team in the midst of an run of 46-straight wins and back-to-back national titles and lost 68-59 in the championship game.

A NEW VOICE FOR THE MONARCHS

Longtime Hampton Roads area sports broadcaster **Matthew Hatfield** was hired in early October to be the new play-by-play announcer for ODU women's basketball. A native of Virginia Beach, Hatfield has been covering sports in the state for nearly two decades. He joined VirginiaPreps.com in December of 2004 and became the site's publisher in 2016.

In 2010, was hired by Max Media and has been hosting a weekly or daily show on ESPN Radio 94.1 FM for 11 years, making him the longest-tenured active local sports radio host in the Tidewater market. He currently hosts the 757 Saturday Sports Talk from 10 a.m. to noon on ESPN Radio 94.1.

All ODU women's basketball games can be heard on ESPN Radio 94.1 FM or Money Talk 1310 AM/100.9 FM/97.3 HD2FM. Joining Hatfield on the call will be former Monarch women's basketball assistant coach Susan Montgomery.

2021-22 STREAM INFORMATION

All home contests during the 2021-22 season are streaming live on either CUSA.tv or ESPN+. Twelve of ODU's 14 home games will be found on CUSA.tv, while the Monarch's matchups with Auburn (Nov. 14) and Rice (Jan. 20) will be on ESPN+. In addition, ODU's Feb. 5 game at WKU will broadcast live on ESPN+ with all other road conference games appearing on CUSA.tv.

CUSA.tv offers three payment options, including a 24-hour pass (\$6.95), a monthly recurring subscription (\$10.95), and a yearly pass (\$99.95). ESPN+ is available for \$6.99 per month or for an annual subscription of \$69.99.

STAYING SOCIAL

Be sure to follow Old Dominion women's basketball on Facebook (@ODUWBB), Twitter (@ODU_WBB) and Instagram (@oduwbasketball) to stay up-to-date with the program.

In addition, follow Old Dominion University Athletics on Facebook (@ODUsports), Twitter (@ODUSports) and Instagram (@odusports) for all things ODU sports related.

CAREER TOTALS

| Double-Figure Scoring Games | | | |
|-----------------------------|---------|--------|--------|
| | 2021-22 | Career | Streak |
| Ajah Wayne | 19 | 70 | 1 |
| Amari Young | 15 | 58 | 1 |
| Iggy Allen | 22 | 46 | 3 |
| Aziah Hudson | 3 | 32 | --- |
| Mariah Adams | 7 | 25 | 2 |
| Maggie Robinson | --- | 17 | --- |
| Brianna Jackson | 6 | 14 | --- |
| Taleah Washington | 1 | 3 | --- |
| Kaye Clark | 2 | 2 | --- |
| Joy Campbell | --- | 1 | --- |

| 30-Point Games | | |
|----------------|---------|--------|
| | 2021-22 | Career |
| Iggy Allen | --- | 4 |
| Ajah Wayne | --- | 1 |
| Amari Young | --- | 1 |

| 20-Point Games | | |
|----------------|---------|--------|
| | 2021-22 | Career |
| Iggy Allen | 7 | 19 |
| Ajah Wayne | 4 | 15 |
| Amari Young | --- | 6 |
| Aziah Hudson | 1 | 3 |
| Mariah Adams | --- | 2 |

| 10-Rebound Games | | |
|------------------|---------|--------|
| | 2021-22 | Career |
| Amari Young | 3 | 31 |
| Ajah Wayne | 2 | 25 |
| Iggy Allen | 7 | 14 |
| Brianna Jackson | 3 | 4 |
| Maggie Robinson | --- | 1 |

| Double-Doubles | | |
|-----------------|---------|--------|
| | 2021-22 | Career |
| Ajah Wayne | 2 | 20 |
| Iggy Allen | 7 | 18 |
| Amari Young | 1 | 18 |
| Brianna Jackson | --- | 1 |

GAMES LEADING ODU IN...

| Scoring | | 2021-22 |
|-----------------|--|---------|
| Iggy Allen | | 15 |
| Ajah Wayne | | 11 |
| Amari Young | | 3 |
| Aziah Hudson | | 1 |
| Brianna Jackson | | 1 |

| Rebounding | | 2021-22 |
|-----------------|--|---------|
| Iggy Allen | | 16 |
| Brianna Jackson | | 7 |
| Amari Young | | 6 |
| Ajah Wayne | | 4 |

| Assists | | 2021-22 |
|-------------------------|--|---------|
| Mariah Adams | | 20 |
| Iggy Allen | | 4 |
| Kaye Clark | | 3 |
| Ajah Wayne | | 2 |
| Amari Young | | 2 |
| Ashanti Barnes-Williams | | 1 |
| Taleah Washington | | 1 |

| Steals | | 2021-22 |
|-----------------|--|---------|
| Mariah Adams | | 10 |
| Iggy Allen | | 9 |
| Kaye Clark | | 6 |
| Brianna Jackson | | 5 |
| Amari Young | | 5 |
| Ajah Wayne | | 3 |
| Joy Campbell | | 1 |
| Aziah Hudson | | 1 |

| Blocks | | 2021-22 |
|-------------------|--|---------|
| Brianna Jackson | | 18 |
| Amari Young | | 9 |
| Amhyia Moreland | | 5 |
| Ajah Wayne | | 5 |
| Kaye Clark | | 5 |
| Mariah Adams | | 2 |
| Iggy Allen | | 2 |
| Aziah Hudson | | 1 |
| Kaylen Nelson | | 1 |
| Taleah Washington | | 1 |

TOP 25 POLLS

AP (Feb. 27)

| Rank | Team | Record | Prev. Rank |
|------|---------------------|--------|------------|
| 1 | South Carolina (30) | 27-1 | 1 |
| 2 | Stanford | 25-3 | 2 |
| 3 | NC State | 26-3 | 3 |
| 4 | Louisville | 25-3 | 4 |
| 5 | Baylor | 23-5 | 5 |
| 6 | LSU | 25-4 | 8 |
| 7 | UConn | 22-5 | 7 |
| 8 | Iowa State | 24-4 | 9 |
| 9 | Texas | 21-6 | 11 |
| 10 | Michigan | 22-5 | 6 |
| 11 | Maryland | 21-7 | 13 |
| 12 | Iowa | 20-7 | 21 |
| 13 | Ohio State | 22-5 | 17 |
| T-14 | Indiana | 19-7 | 10 |
| T-14 | Arizona | 20-6 | 12 |
| 16 | North Carolina | 23-5 | 18 |
| 17 | BYU | 25-2 | 19 |
| 18 | Tennessee | 22-7 | 16 |
| 19 | Oklahoma | 22-6 | 20 |
| 20 | Notre Dame | 21-7 | 14 |
| 21 | Virginia Tech | 21-8 | 23 |
| 22 | Florida Gulf Coast | 26-2 | 24 |
| 23 | Florida | 20-9 | 15 |
| 24 | Georgia | 20-8 | 25 |
| 25 | Georgia Tech | 20-9 | 22 |

USA TODAY/WBCA COACHES (March 1)

| Rank | Team | Record | Prev. Rank |
|------|----------------------|--------|------------|
| 1 | South Carolina (31) | 27-1 | 1 |
| 2 | Stanford (1) | 25-3 | 2 |
| 3 | North Carolina State | 26-3 | 3 |
| 4 | Louisville | 26-3 | 4 |
| 5 | Baylor | 24-5 | 7 |
| 6 | LSU | 25-4 | 8 |
| 7 | Iowa State | 24-5 | 6 |
| 8 | Connecticut | 22-5 | 8 |
| 9 | Michigan | 22-5 | 5 |
| 10 | Texas | 21-6 | 12 |
| 11 | Maryland | 21-7 | 13 |
| 12 | Indiana | 19-7 | 10 |
| 13 | Arizona | 20-6 | 11 |
| 14 | Brigham Young | 25-2 | 15 |
| 15 | Tennessee | 22-7 | 14 |
| 16 | Ohio State | 22-5 | 17 |
| 17 | North Carolina | 23-5 | 18 |
| 18 | Iowa | 20-7 | 22 |
| 19 | Oklahoma | 22-6 | 19 |
| 20 | Notre Dame | 21-7 | 16 |
| 21 | Georgia | 20-8 | 20 |
| 22 | Florida Gulf Coast | 26-2 | 23 |
| 23 | Central Florida | 21-3 | 25 |
| 24 | Virginia Tech | 21-8 | NR |
| 25 | Georgia Tech | 20-9 | 24 |

NET RANKINGS

C-USA ONLY (March 2)

| Rank | Team | Record | Prev. Rank |
|-----------|---------------------|-------------|------------|
| 60 | Middle Tennessee | 21-6 | 61 |
| 87 | Old Dominion | 22-7 | 86 |
| 93 | Charlotte | 18-9 | 92 |
| 107 | North Texas | 14-11 | 107 |
| 142 | LA Tech | 18-10 | 147 |
| 148 | Marshall | 14-12 | 161 |
| 162 | WKU | 18-10 | 151 |
| 166 | UAB | 15-12 | 167 |
| 178 | UTEP | 14-12 | 178 |
| 188 | FIU | 13-15 | 192 |
| 194 | Southern Miss | 16-10 | 195 |
| 206 | Rice | 11-12 | 207 |
| 283 | Florida Atlantic | 5-23 | 276 |
| 291 | UTSA | 6-20 | 292 |

AROUND THE LEAGUE

CONFERENCE USA STANDINGS (AS OF MARCH 2)

| | C-USA | Pct. | H | A | Overall | Pct. | H | A | N | L10 | Streak |
|--------------------|-------|------|-----|-----|---------|------|------|------|-----|------|--------|
| EAST | | | | | | | | | | | |
| ↔ Charlotte | 14-3 | .824 | 6-2 | 8-1 | 18-9 | .667 | 7-4 | 9-4 | 2-1 | 8-2 | L1 |
| ↔ Middle Tennessee | 13-4 | .764 | 8-0 | 5-4 | 21-6 | .778 | 12-0 | 8-5 | 1-1 | 8-2 | W1 |
| ↔ Old Dominion | 12-5 | .706 | 6-3 | 6-2 | 22-7 | .759 | 10-4 | 9-3 | 3-0 | 7-3 | L1 |
| ↔ WKU | 11-6 | .647 | 7-2 | 4-4 | 18-10 | .642 | 10-4 | 7-5 | 1-1 | 4-6 | L1 |
| ↔ Marshall | 9-8 | .529 | 5-3 | 4-5 | 14-12 | .538 | 8-4 | 5-8 | 1-0 | 3-7 | W1 |
| ↔ FIU | 5-12 | .294 | 4-4 | 1-8 | 13-15 | .464 | 10-6 | 3-9 | 0-0 | 2-8 | W1 |
| ↔ Florida Atlantic | 1-16 | .059 | 1-8 | 0-8 | 5-23 | .179 | 4-12 | 1-11 | 0-0 | 0-10 | L10 |
| WEST | | | | | | | | | | | |
| ↔ Louisiana Tech | 10-7 | .588 | 6-2 | 4-5 | 18-10 | .643 | 11-2 | 6-8 | 1-0 | 8-2 | W3 |
| ↔ Southern Miss | 8-7 | .533 | 5-3 | 3-4 | 16-10 | .615 | 10-4 | 5-5 | 1-1 | 5-5 | L2 |
| ↔ North Texas | 8-7 | .533 | 5-2 | 2-6 | 14-11 | .560 | 9-4 | 3-7 | 2-0 | 7-3 | L1 |
| ↔ UAB | 8-8 | .500 | 4-4 | 4-4 | 15-12 | .556 | 10-4 | 5-8 | 0-0 | 4-6 | W2 |
| ↔ Rice | 6-9 | .400 | 3-4 | 3-5 | 11-12 | .478 | 7-6 | 4-6 | 0-0 | 6-4 | W1 |
| ↔ UTEP | 6-10 | .375 | 5-4 | 1-6 | 14-12 | .875 | 10-4 | 3-7 | 1-1 | 3-7 | L1 |
| ↔ UTSA | 3-12 | .200 | 2-6 | 1-6 | 6-20 | .231 | 4-8 | 2-10 | 0-2 | 2-8 | L1 |

THIS WEEK'S GAMES

| Day | Game | Coverage | Time (CT) |
|------------------------------------|----------------------------------------|---------------------------|-----------|
| Wednesday, March 2 | ↔ FIU 73, at Florida Atlantic 55 | | |
| | ↔ LA Tech 65, at Old Dominion 62 | | |
| | ↔ Charlotte 65, at Middle Tennessee 72 | | |
| | ↔ Marshall 80, at WKU 62 | | |
| Thursday, March 3 | ↔ Southern Miss at UAB | CUSA.tv | 6 p.m. |
| | ↔ UTEP at Rice | ESPN+ | 6 p.m. |
| | ↔ UTSA at North Texas | CUSA.tv | 6:30 p.m. |
| | Saturday, March 5 | ↔ Florida Atlantic at FIU | ESPN+ |
| ↔ WKU at Marshall | | ESPN+ | 12 p.m. |
| ↔ Southern Miss at Charlotte | | CUSA.tv | 1 p.m. |
| ↔ UTEP at North Texas | | ESPN+ | 2 p.m. |
| ↔ Old Dominion at Middle Tennessee | | CUSA.tv | 2 p.m. |
| ↔ UAB at LA Tech | | CUSA.tv | 2 p.m. |
| ↔ UTSA at Rice | CUSA.tv | 2 p.m. | |

↔ - Conference USA game

GAME NIGHT NOTES

↔ LA Tech picked up a big road win at Old Dominion, behind another standout night from Anna Larr Roberson who scored 31 points on 10-of-13 shooting from the field and perfect 10-of-10 mark from the FT line to go along with eight rebounds, two blocks and two steals

↔ Middle Tennessee snapped Charlotte's five-game win streak with a 72-65 victory at home to remain perfect in the Glass House on the season at 12-0

↔ MT's Ksenyia Malashka had a career-high 27 points on 9-of-18 shooting from the field, a 4-of-7 mark from 3-point range and 5-of-6 from the FT line

↔ Marshall's Savannah Wheeler had her 11th 20-point night of the season in the 80-62 win at WKU as she scored a game-high 27 points on 11-of-19 shooting from the field

↔ The Herd also got a game-high 10 rebounds from Lorelei Roper and 18 points from Brianah Ferby along with 14 from Aaliyah Dunham

↔ FIU got its first C-USA road win as it had four double-digit scorers in its victory at Florida Atlantic led by Kyla Nelson's 16 points and four assists ...FIU forced 18 turnovers and outscored FAU in the paint 38-22

↔ Old Dominion's Iggy Allen led the Monarchs with 20 points to push her over the 1,000 point mark in her career



#0 JOY CAMPBELL

5-6 | SOPHOMORE | GUARD | FONTANA, CALIF. | UC RIVERSIDE | ETIWANDA

PLAYER NOTES

- Scored two points with one rebound, one assist and one steal at Marshall.
- Set a season best with three assists in just nine minutes vs. Rice.
- Matched a career high with five steals at Appalachian State.
- Set season highs with six points and 20 minutes played vs. Bowie State. Led the Monarchs in minutes.
- Grabbed a season-high four rebounds vs. Stetson.

CAREER HIGHS

PTS: 10, Cal Poly - 1/30/21*
RBS: 7, Cal St. Fullerton - 2/5/21*
AST: 6 (2x), last: UC Santa Barbara - 2/26/21*
STL: 5 (2x), last: Appalachian State - 12/18/21
BLK: 1, Cal Poly - 1/29/21*
MIN: 35, Cal St. Fullerton - 2/6/21*
FG: 4 (2x), last: Cal St. Fullerton - 2/6/21*
FGA: 10, UC Santa Barbara - 2/27/21*
3FG: 1 (4x), last: UTEP - 1/15/22
3FGA: 4, UTSA - 1/13/22
FT: 5, Cal Poly - 1/29/21*
FTA: 6, Cal Poly - 1/29/21*

*at previous school

SEASON HIGHS

PTS: 6, Bowie State - 12/8/21
RBS: 4, Stetson - 11/28/21
AST: 3, Rice - 1/20/22
STL: 5, Appalachian State - 12/18/21
BLK: ---
MIN: 20, Bowie State - 12/8/21
FG: 2 (3x), last: UTSA - 1/13/22
FGA: 6 (2x), last: UTSA - 1/13/22
3FG: 1 (3x), last: North Texas - 1/22/22
3FGA: 4, UTSA - 1/13/22
FT: 2 (2x), last: North Texas - 1/22/22
FTA: 5, Bowie State - 12/8/21

2021-22 GAME-BY-GAME

| Opponent | Date | GS | MIN | Total | | 3-Pointers | | Free throws | | Rebounds | | | | PF | A | TO | BLK | STL | PTS | AVG |
|--------------------|------------|----|-----------------|--------------|-------------|-------------|-------------|-------------|-------------|----------|-----------|-----------|------------|-----------|-----------|-----------|----------|-----------|-----------|------------|
| | | | | FG-FGA | PCT | 3FG-3FGA | PCT | FT-FTA | PCT | OFF | DEF | TOT | AVG | | | | | | | |
| South Carolina St. | 11/09/2021 | | 09:45 | 0-0 | .000 | 0-0 | .000 | 0-0 | .000 | 0 | 0 | 0 | 0.0 | 0 | 0 | 0 | 0 | 0 | 0.0 | |
| Auburn | 11/14/2021 | | 00:38 | 0-1 | .000 | 0-0 | .000 | 0-0 | .000 | 0 | 0 | 0 | 0.0 | 0 | 0 | 0 | 0 | 0.0 | | |
| George Washington | 11/18/2021 | | 04:55 | 0-0 | .000 | 0-0 | .000 | 0-0 | .000 | 0 | 0 | 0 | 0.0 | 0 | 0 | 1 | 0 | 0.0 | | |
| at VCU | 11/21/2021 | | 06:12 | 1-2 | .500 | 0-1 | .000 | 0-0 | .000 | 0 | 0 | 0 | 0.0 | 0 | 0 | 1 | 0 | 2.0 | | |
| vs Saint Joseph's | 11/26/2021 | | 01:12 | 0-2 | .000 | 0-0 | .000 | 0-0 | .000 | 1 | 1 | 2 | 0.4 | 0 | 0 | 0 | 0 | 0.4 | | |
| vs Stetson | 11/28/2021 | | 05:40 | 0-0 | .000 | 0-0 | .000 | 0-0 | .000 | 0 | 4 | 4 | 1.0 | 0 | 1 | 0 | 0 | 0.3 | | |
| at William & Mary | 12/05/2021 | | 05:32 | 0-3 | .000 | 0-1 | .000 | 0-0 | .000 | 1 | 2 | 3 | 1.3 | 2 | 0 | 0 | 0 | 0.3 | | |
| Bowie St. | 12/08/2021 | | 20:00 | 2-6 | .333 | 0-2 | .000 | 2-5 | .400 | 2 | 0 | 2 | 1.4 | 0 | 0 | 1 | 0 | 1.6 | | |
| Norfolk St. | 12/12/2021 | | 04:00 | 0-0 | .000 | 0-0 | .000 | 1-2 | .500 | 0 | 0 | 0 | 1.2 | 0 | 0 | 1 | 0 | 1.0 | | |
| at Appalachian St. | 12/18/2021 | | 18:07 | 2-4 | .500 | 0-0 | .000 | 0-0 | .000 | 0 | 3 | 3 | 1.4 | 1 | 2 | 5 | 0 | 1.3 | | |
| at UTSA | 01/13/2022 | | 12:02 | 2-6 | .333 | 1-4 | .250 | 0-2 | .000 | 0 | 1 | 1 | 1.4 | 1 | 1 | 0 | 0 | 1.6 | | |
| at UTEP | 01/15/2022 | | 04:40 | 1-1 | 1.000 | 1-1 | 1.000 | 0-0 | .000 | 0 | 0 | 0 | 1.3 | 0 | 0 | 0 | 0 | 1.8 | | |
| Fla. Atlantic | 01/17/2022 | | 03:02 | 0-1 | .000 | 0-1 | .000 | 0-0 | .000 | 0 | 2 | 2 | 1.3 | 0 | 0 | 2 | 0 | 1.6 | | |
| Rice | 01/20/2022 | | 09:15 | 0-0 | .000 | 0-0 | .000 | 0-0 | .000 | 0 | 0 | 0 | 1.2 | 1 | 3 | 0 | 0 | 1.5 | | |
| North Texas | 01/22/2022 | | 18:45 | 1-3 | .333 | 1-2 | .500 | 2-2 | 1.000 | 0 | 1 | 1 | 1.2 | 1 | 2 | 0 | 0 | 1.7 | | |
| Charlotte | 01/26/2022 | | 07:19 | 0-1 | .000 | 0-0 | .000 | 0-0 | .000 | 0 | 0 | 0 | 1.1 | 0 | 0 | 0 | 0 | 1.6 | | |
| at Charlotte | 01/29/2022 | | 00:50 | 0-0 | .000 | 0-0 | .000 | 0-0 | .000 | 0 | 0 | 0 | 1.1 | 0 | 0 | 0 | 0 | 1.5 | | |
| at Marshall | 02/03/2022 | | 08:31 | 1-1 | 1.000 | 0-0 | .000 | 0-0 | .000 | 0 | 1 | 1 | 1.1 | 1 | 1 | 0 | 0 | 1.6 | | |
| at Western Ky. | 02/05/2022 | | 06:24 | 0-3 | .000 | 0-1 | .000 | 0-0 | .000 | 0 | 0 | 0 | 1.0 | 1 | 1 | 0 | 0 | 1.5 | | |
| FIU | 02/07/2022 | | 06:50 | 0-0 | .000 | 0-0 | .000 | 0-0 | .000 | 0 | 3 | 3 | 1.1 | 0 | 2 | 3 | 0 | 1.4 | | |
| at UAB | 02/13/2022 | | 06:17 | 0-0 | .000 | 0-0 | .000 | 0-0 | .000 | 0 | 1 | 1 | 1.1 | 2 | 0 | 0 | 0 | 1.3 | | |
| Marshall | 02/17/2022 | | 05:10 | 0-0 | .000 | 0-0 | .000 | 0-0 | .000 | 0 | 0 | 0 | 1.0 | 1 | 0 | 0 | 0 | 1.3 | | |
| Western Ky. | 02/19/2022 | | 11:11 | 0-2 | .000 | 0-1 | .000 | 0-0 | .000 | 0 | 2 | 2 | 1.1 | 1 | 1 | 0 | 0 | 1.2 | | |
| at Fla. Atlantic | 02/24/2022 | | 06:57 | 1-2 | .500 | 0-0 | .000 | 0-0 | .000 | 0 | 0 | 0 | 1.0 | 1 | 0 | 0 | 0 | 1.3 | | |
| at FIU | 02/26/2022 | | 07:40 | 0-2 | .000 | 0-0 | .000 | 0-0 | .000 | 0 | 1 | 1 | 1.0 | 0 | 0 | 1 | 0 | 1.2 | | |
| Totals | | | 0 190:54 | 11-40 | .275 | 3-14 | .214 | 5-11 | .455 | 4 | 22 | 26 | 1.0 | 13 | 13 | 16 | 0 | 12 | 30 | 1.2 |

CAREER STATISTICS

| SEASON | TEAM | GP-GS | MIN/AVG | Field Goals | | 3-Point | | F-Throws | | Rebounds | | | | Scoring | | | | | | |
|----------------------|------|-------------|-----------------|---------------|-------------|-------------|-------------|--------------|-------------|----------|-----------|-----------|------------|-------------|-----------|-----------|----------|-----------|-----------|------------|
| | | | | FG-FGA | FG% | 3FG-3FGA | 3FG% | FT-FTA | FT% | OFF | DEF | TOT | AVG | PF-FO | A | TO | BLK | STL | PTS | AVG |
| 2020-21 | UCR | 18-7 | 319/17.7 | 23-62 | .371 | 2-8 | .250 | 17-22 | .773 | 5 | 28 | 33 | 1.8 | 40-1 | 28 | 31 | 1 | 29 | 65 | 3.6 |
| 2021-22 | ODU | 25-0 | 191/7.6 | 11-40 | .275 | 3-14 | .214 | 5-11 | .455 | 4 | 22 | 26 | 1.0 | 13-0 | 13 | 16 | 0 | 12 | 30 | 1.2 |
| TOTAL FOR ODU | | 25-0 | 191/7.6 | 11-40 | .275 | 3-14 | .214 | 5-11 | .455 | 4 | 22 | 26 | 1.0 | 13-0 | 13 | 16 | 0 | 12 | 30 | 1.2 |
| TOTAL | | 43-7 | 510/11.8 | 34-102 | .333 | 5-22 | .227 | 22-33 | .667 | 9 | 50 | 59 | 1.4 | 53-1 | 41 | 47 | 1 | 41 | 95 | 2.2 |



#1 MARIAH ADAMS

6-0 | SENIOR | GUARD | LITTLE ROCK, ARK. | ESTEM

PLAYER NOTES

- Top-10 in C-USA in assist-to-turnover ratio (1.76, 2nd), assists per game (4.6, 2nd) and steals per game (2.00, 7th). Ranks 94th nationally in assist-to-turnover ratio and is 65th in DI in assists per game.
- Has 22 assists and four turnovers in her past three games and 35 assists and eight turnovers in her last six games.
- Nearly missed a double-double with 14 points and a personal-best nine assists at Florida Atlantic. Did not commit a turnover in over 35 minutes of action.
- Handed out six assists without committing a turnover at UAB.
- Scored in double figures for the fourth time this season with 11 vs. North Texas. Also matched a career high with seven boards.
- Set a career high with six steals at Temple. Also had nine points and six assists.
- Had one of her finest performances in an ODU uniform vs. Texas Tech. Set or matched career highs with 14 points, seven rebounds, seven assists and four steals while shooting 5-of-9 and 4-for-4 from the foul line.

CAREER HIGHS

- PTS:** 24, Charlotte - 2/13/21
- RBS:** 7 (3x), last: North Texas - 1/22/22
- AST:** 9, Florida Atlantic - 2/24/22
- STL:** 6, Temple - 12/22/21
- BLK:** 3, Norfolk State - 11/9/18
- MIN:** 40, LA Tech - 3/2/22
- FG:** 6, Florida Atlantic - 2/24/22
- FGA:** 15, Saint Mary's - 12/22/18
- 3FG:** 3, Saint Mary's - 12/22/18
- 3FGA:** 9, Saint Mary's - 12/22/18
- FT:** 6, William & Mary - 12/5/19
- FTA:** 6 (3x), last: Temple - 12/22/21

SEASON HIGHS

- PTS:** 14 (3x), last: Florida Atlantic - 2/24/22
- RBS:** 7 (2x), last: North Texas - 1/22/22
- AST:** 9, Florida Atlantic - 2/24/22
- STL:** 6, Temple - 12/22/21
- BLK:** 1 (3x), last: Marshall - 2/17/22
- MIN:** 40, LA Tech - 3/2/22
- FG:** 6, Florida Atlantic - 2/24/22
- FGA:** 10 (2x), last: Charlotte - 1/26/22
- 3FG:** 2 (2x), last: Charlotte - 1/26/22
- 3FGA:** 5, Charlotte - 1/26/22
- FT:** 5, Temple - 12/22/21
- FTA:** 6, Temple - 12/22/21

2021-22 GAME-BY-GAME

| Opponent | Date | GS | MIN | Total | | 3-Pointers | | Free throws | | Rebounds | | | | PF | A | TO | BLK | STL | PTS | AVG | |
|--------------------|------------|----|-----------|---------------|---------------|-------------|-------------|-------------|--------------|-------------|-----------|-----------|-----------|------------|-----------|------------|-----------|----------|-----------|------------|------------|
| | | | | FG-FGA | PCT | 3FG-3FGA | PCT | FT-FTA | PCT | OFF | DEF | TOT | AVG | | | | | | | | |
| South Carolina St. | 11/09/2021 | * | 24:22 | 4-9 | .444 | 0-2 | .000 | 2-2 | 1.000 | 0 | 1 | 1 | 1.0 | 4 | 2 | 1 | 0 | 4 | 10 | 10.0 | |
| Auburn | 11/14/2021 | * | 24:17 | 0-4 | .000 | 0-2 | .000 | 0-2 | .000 | 0 | 2 | 2 | 1.5 | 4 | 2 | 4 | 0 | 1 | 0 | 5.0 | |
| George Washington | 11/18/2021 | * | 35:05 | 1-7 | .143 | 0-0 | .000 | 0-0 | .000 | 0 | 3 | 3 | 2.0 | 4 | 1 | 2 | 0 | 0 | 2 | 4.0 | |
| vs Saint Joseph's | 11/26/2021 | | 29:07 | 5-8 | .625 | 2-2 | 1.000 | 2-2 | 1.000 | 1 | 4 | 5 | 2.8 | 3 | 6 | 2 | 0 | 2 | 14 | 6.5 | |
| vs Texas Tech | 11/27/2021 | | 34:12 | 5-9 | .556 | 0-1 | .000 | 4-4 | 1.000 | 1 | 6 | 7 | 3.6 | 4 | 7 | 1 | 0 | 4 | 14 | 8.0 | |
| vs Stetson | 11/28/2021 | * | 35:09 | 3-5 | .600 | 1-1 | 1.000 | 2-3 | .667 | 2 | 2 | 4 | 3.7 | 2 | 6 | 3 | 0 | 4 | 9 | 8.2 | |
| at William & Mary | 12/05/2021 | * | 33:38 | 1-5 | .200 | 0-3 | .000 | 0-0 | .000 | 1 | 0 | 1 | 3.3 | 2 | 2 | 1 | 0 | 3 | 2 | 7.3 | |
| Bowie St. | 12/08/2021 | * | 17:56 | 1-3 | .333 | 0-2 | .000 | 2-2 | 1.000 | 0 | 1 | 1 | 3.0 | 3 | 2 | 0 | 0 | 0 | 4 | 6.9 | |
| Norfolk St. | 12/12/2021 | * | 24:34 | 0-2 | .000 | 0-1 | .000 | 1-2 | .500 | 0 | 1 | 1 | 2.8 | 2 | 6 | 4 | 0 | 1 | 1 | 6.2 | |
| at Temple | 12/22/2021 | | 31:40 | 2-8 | .250 | 0-2 | .000 | 5-6 | .833 | 2 | 0 | 2 | 2.7 | 5 | 6 | 7 | 0 | 6 | 9 | 6.5 | |
| at UTSA | 01/13/2022 | * | 31:19 | 2-7 | .286 | 0-4 | .000 | 0-0 | .000 | 0 | 0 | 0 | 2.5 | 2 | 5 | 3 | 0 | 1 | 4 | 6.3 | |
| at UTEP | 01/15/2022 | * | 39:11 | 4-10 | .400 | 0-1 | .000 | 0-0 | .000 | 1 | 4 | 5 | 2.7 | 1 | 3 | 4 | 0 | 4 | 8 | 6.4 | |
| Fla. Atlantic | 01/17/2022 | * | 36:58 | 1-7 | .143 | 0-2 | .000 | 0-0 | .000 | 2 | 1 | 3 | 2.7 | 1 | 5 | 5 | 0 | 3 | 2 | 6.1 | |
| Rice | 01/20/2022 | * | 31:39 | 0-7 | .000 | 0-1 | .000 | 2-2 | 1.000 | 0 | 1 | 1 | 2.6 | 2 | 5 | 3 | 0 | 0 | 2 | 5.8 | |
| North Texas | 01/22/2022 | * | 33:54 | 4-8 | .500 | 0-2 | .000 | 3-4 | .750 | 3 | 4 | 7 | 2.9 | 4 | 6 | 4 | 0 | 1 | 11 | 6.1 | |
| Charlotte | 01/26/2022 | * | 32:41 | 4-10 | .400 | 2-5 | .400 | 1-2 | .500 | 0 | 3 | 3 | 2.9 | 4 | 5 | 2 | 0 | 2 | 11 | 6.4 | |
| at Charlotte | 01/29/2022 | * | 39:10 | 2-3 | .667 | 1-1 | 1.000 | 2-2 | 1.000 | 1 | 5 | 6 | 3.1 | 2 | 5 | 1 | 0 | 3 | 7 | 6.5 | |
| at Marshall | 02/03/2022 | * | 31:29 | 1-6 | .167 | 0-1 | .000 | 4-4 | 1.000 | 0 | 3 | 3 | 3.1 | 1 | 3 | 3 | 0 | 1 | 6 | 6.4 | |
| at Western Ky. | 02/05/2022 | * | 31:59 | 2-8 | .250 | 0-2 | .000 | 0-0 | .000 | 1 | 1 | 2 | 3.0 | 2 | 5 | 3 | 0 | 2 | 4 | 6.3 | |
| FIU | 02/07/2022 | * | 32:22 | 2-5 | .400 | 0-1 | .000 | 2-2 | 1.000 | 0 | 2 | 2 | 3.0 | 4 | 2 | 7 | 1 | 3 | 6 | 6.3 | |
| Middle Tenn. | 02/10/2022 | * | 32:33 | 2-6 | .333 | 0-2 | .000 | 0-0 | .000 | 0 | 0 | 0 | 2.8 | 4 | 4 | 2 | 1 | 1 | 4 | 6.2 | |
| at UAB | 02/13/2022 | * | 33:43 | 2-7 | .286 | 0-2 | .000 | 1-2 | .500 | 1 | 3 | 4 | 2.9 | 3 | 6 | 0 | 0 | 1 | 5 | 6.1 | |
| Marshall | 02/17/2022 | * | 30:03 | 1-3 | .333 | 0-1 | .000 | 0-0 | .000 | 0 | 3 | 3 | 2.9 | 3 | 1 | 1 | 1 | 0 | 2 | 6.0 | |
| Western Ky. | 02/19/2022 | * | 24:47 | 0-3 | .000 | 0-0 | .000 | 0-0 | .000 | 0 | 2 | 2 | 2.8 | 1 | 6 | 3 | 0 | 4 | 0 | 5.7 | |
| at Fla. Atlantic | 02/24/2022 | * | 35:32 | 6-9 | .667 | 0-1 | .000 | 2-2 | 1.000 | 0 | 5 | 5 | 2.9 | 1 | 9 | 0 | 0 | 0 | 14 | 6.0 | |
| at FIU | 02/26/2022 | * | 32:20 | 3-7 | .429 | 0-0 | .000 | 4-4 | 1.000 | 1 | 3 | 4 | 3.0 | 1 | 6 | 1 | 0 | 1 | 10 | 6.2 | |
| Louisiana Tech | 03/02/2022 | * | 40:00 | 2-5 | .400 | 0-0 | .000 | 0-0 | .000 | 0 | 3 | 3 | 3.0 | 1 | 7 | 3 | 0 | 2 | 4 | 6.1 | |
| Totals | | | 24 | 859:41 | 60-171 | .351 | 6-42 | .143 | 39-47 | .830 | 17 | 63 | 80 | 3.0 | 70 | 123 | 70 | 3 | 54 | 165 | 6.1 |

CAREER STATISTICS

| SEASON | TEAM | Field Goals | | 3-Point | | F-Throws | | Rebounds | | | | Scoring | | | | | | | | |
|--------------|------|---------------|------------------|----------------|-------------|---------------|-------------|----------------|-------------|-----------|------------|------------|------------|--------------|------------|------------|-----------|------------|------------|------------|
| | | GP-GS | MIN/AVG | FG-FGA | FG% | 3FG-3FGA | 3FG% | FT-FTA | FT% | OFF | DEF | TOT | AVG | PF-FO | A | TO | BLK | STL | PTS | AVG |
| 2018-19 | ODU | 32-4 | 741/23.2 | 52-168 | .310 | 22-90 | .244 | 29-39 | .744 | 19 | 74 | 93 | 2.9 | 71-1 | 60 | 43 | 7 | 24 | 155 | 4.8 |
| 2019-20 | ODU | 28-2 | 657/23.5 | 62-156 | .397 | 13-50 | .260 | 29-39 | .744 | 28 | 71 | 99 | 3.5 | 52-0 | 62 | 52 | 7 | 28 | 166 | 5.9 |
| 2020-21 | ODU | 24-24 | 769/32.0 | 79-203 | .389 | 15-41 | .366 | 29-40 | .725 | 29 | 70 | 99 | 4.1 | 66-2 | 96 | 54 | 9 | 30 | 202 | 8.4 |
| 2021-22 | ODU | 27-24 | 860/31.8 | 60-171 | .351 | 6-42 | .143 | 39-47 | .830 | 17 | 63 | 80 | 3.0 | 70-1 | 123 | 70 | 3 | 54 | 165 | 6.1 |
| TOTAL | | 111-54 | 3026/27.3 | 253-698 | .362 | 56-223 | .251 | 126-165 | .764 | 93 | 278 | 371 | 3.3 | 259-4 | 341 | 219 | 26 | 136 | 688 | 6.2 |



#2 IGGY ALLEN

5-11 | GRADUATE | GUARD | POMPANO BEACH, FLA. | DILLARD | FLORIDA ATLANTIC

PLAYER NOTES

- A Preseason All-Conference USA honoree.
- 2x Conference USA Player of the Week this season (Nov. 15, Feb. 14).
- Scored the 1,000th point of her career vs. LA Tech. Now has 1,004 total points.
- Scored 20 vs. LA Tech for her eighth 20-point game of the season.
- Ranks third in C-USA in double-doubles (seven) and seventh in rebounds per game (7.5) and points per game (15.1).
- Hit a season high with 29 points at UAB. Set a career high with six made 3-pointers.
- Recorded a fifth double-double in a seven-game span with 20 points and 13 rebounds vs. Rice.
- Set a new season high with 23 points at Appalachian State. Made 10 of 15 shots, including 3-of-4 from deep.
- Matched her season high with 15 boards vs. NSU. Chipped in 15 points for her 2nd double-double of the year.
- Set a career high with seven assists vs. Stetson, also had three steals and three treys.

CAREER HIGHS

- PTS:** 35, WKU - 2/5/21*
 - RBS:** 18, Southern Miss - 2/26/21*
 - AST:** 7, Stetson - 11/28/21
 - STL:** 6, Old Dominion - 1/9/21*
 - BLK:** 3, WKU - 2/5/21*
 - MIN:** 39, Auburn - 11/14/21
 - FG:** 14, WKU - 2/5/21*
 - FGA:** 25 (4x), last: UAB - 3/10/21*
 - 3FG:** 6, UAB - 2/12/22
 - 3FGA:** 12, WKU - 2/5/22
 - FT:** 9 (3x), last: Middle Tennessee - 2/10/22
 - FTA:** 12, Middle Tennessee - 2/10/22
- *at previous school

SEASON HIGHS


- PTS:** 29, UAB - 2/12/22
- RBS:** 15 (2x), last: Norfolk State - 12/12/21
- AST:** 7, Stetson - 11/28/21
- STL:** 4, FIU - 2/26/22
- BLK:** 1 (5x), last: Middle Tennessee - 2/10/22
- MIN:** 39, Auburn - 11/14/21
- FG:** 11, UAB - 2/12/22
- FGA:** 24, Charlotte - 1/26/22
- 3FG:** 6, UAB - 2/12/22
- 3FGA:** 12, WKU - 2/5/22
- FT:** 9 (2x), last: Middle Tennessee - 2/10/22
- FTA:** 12, Middle Tennessee - 2/10/22

2021-22 GAME-BY-GAME

| Opponent | Date | GS | MIN | Total | | 3-Pointers | | Free throws | | Rebounds | | | | PF | A | TO | BLK | STL | PTS | AVG | |
|--------------------|------------|----|-----------|---------------|----------------|-------------|---------------|-------------|--------------|-------------|-----------|------------|------------|------------|-----------|-----------|-----------|----------|-----------|------------|-------------|
| | | | | FG-FGA | PCT | 3FG-3FGA | PCT | FT-FTA | PCT | OFF | DEF | TOT | AVG | | | | | | | | |
| South Carolina St. | 11/09/2021 | * | 22:23 | 6-13 | .462 | 2-2 | 1.000 | 1-2 | .500 | 3 | 4 | 7 | 7.0 | 2 | 1 | 0 | 0 | 3 | 15 | 15.0 | |
| Auburn | 11/14/2021 | * | 38:21 | 7-17 | .412 | 3-6 | .500 | 4-6 | .667 | 5 | 10 | 15 | 11.0 | 3 | 1 | 2 | 0 | 2 | 21 | 18.0 | |
| George Washington | 11/18/2021 | * | 31:31 | 3-13 | .231 | 1-3 | .333 | 2-3 | .667 | 1 | 7 | 8 | 10.0 | 1 | 2 | 0 | 1 | 1 | 9 | 15.0 | |
| at VCU | 11/21/2021 | * | 36:56 | 3-14 | .214 | 0-5 | .000 | 0-1 | .000 | 0 | 4 | 4 | 8.5 | 4 | 0 | 1 | 0 | 2 | 6 | 12.8 | |
| vs Saint Joseph's | 11/26/2021 | * | 17:53 | 6-8 | .750 | 3-4 | .750 | 0-0 | .000 | 1 | 3 | 4 | 7.6 | 4 | 0 | 1 | 0 | 0 | 15 | 13.2 | |
| vs Texas Tech | 11/27/2021 | * | 32:13 | 5-14 | .357 | 2-5 | .400 | 0-0 | .000 | 2 | 6 | 8 | 7.7 | 2 | 1 | 2 | 0 | 0 | 12 | 13.0 | |
| vs Stetson | 11/28/2021 | * | 34:02 | 6-17 | .353 | 3-8 | .375 | 1-2 | .500 | 3 | 3 | 6 | 7.4 | 1 | 7 | 0 | 0 | 3 | 16 | 13.4 | |
| at William & Mary | 12/05/2021 | * | 31:35 | 7-14 | .500 | 2-3 | .667 | 0-0 | .000 | 0 | 8 | 8 | 7.5 | 3 | 4 | 5 | 0 | 3 | 16 | 13.8 | |
| Bowie St. | 12/08/2021 | * | 16:42 | 1-10 | .100 | 0-4 | .000 | 0-1 | .000 | 1 | 4 | 5 | 7.2 | 0 | 2 | 2 | 0 | 1 | 2 | 12.4 | |
| Norfolk St. | 12/12/2021 | * | 26:17 | 4-11 | .364 | 0-4 | .000 | 7-9 | .778 | 6 | 9 | 15 | 8.0 | 1 | 2 | 4 | 0 | 1 | 15 | 12.7 | |
| at Appalachian St. | 12/18/2021 | * | 23:13 | 10-15 | .667 | 3-4 | .750 | 0-0 | .000 | 0 | 8 | 8 | 8.0 | 2 | 2 | 1 | 0 | 1 | 23 | 13.6 | |
| at Temple | 12/22/2021 | * | 37:12 | 6-19 | .316 | 1-4 | .250 | 9-9 | 1.000 | 8 | 4 | 12 | 8.3 | 3 | 1 | 2 | 1 | 3 | 22 | 14.3 | |
| at UTSA | 01/13/2022 | * | 33:42 | 8-17 | .471 | 0-3 | .000 | 3-4 | .750 | 0 | 10 | 10 | 8.5 | 1 | 1 | 1 | 0 | 3 | 19 | 14.7 | |
| at UTEP | 01/15/2022 | * | 29:24 | 4-12 | .333 | 0-4 | .000 | 1-1 | 1.000 | 0 | 5 | 5 | 8.2 | 3 | 2 | 2 | 0 | 1 | 9 | 14.3 | |
| Fla. Atlantic | 01/17/2022 | * | 34:32 | 5-20 | .250 | 0-6 | .000 | 3-6 | .500 | 6 | 6 | 12 | 8.5 | 2 | 1 | 2 | 0 | 3 | 13 | 14.2 | |
| Rice | 01/20/2022 | * | 31:59 | 7-17 | .412 | 2-6 | .333 | 4-4 | 1.000 | 7 | 6 | 13 | 8.8 | 3 | 0 | 3 | 0 | 1 | 20 | 14.6 | |
| North Texas | 01/22/2022 | * | 25:46 | 5-16 | .313 | 0-6 | .000 | 3-4 | .750 | 2 | 4 | 6 | 8.6 | 4 | 0 | 1 | 0 | 1 | 13 | 14.5 | |
| Charlotte | 01/26/2022 | * | 34:19 | 6-24 | .250 | 0-4 | .000 | 2-3 | .667 | 2 | 4 | 6 | 8.4 | 4 | 1 | 2 | 0 | 2 | 14 | 14.4 | |
| at Charlotte | 01/29/2022 | * | 34:48 | 3-14 | .214 | 2-7 | .286 | 3-4 | .750 | 3 | 0 | 3 | 8.2 | 3 | 2 | 4 | 0 | 1 | 11 | 14.3 | |
| at Marshall | 02/03/2022 | * | 25:40 | 3-13 | .231 | 1-7 | .143 | 1-2 | .500 | 2 | 5 | 7 | 8.1 | 2 | 1 | 1 | 0 | 1 | 8 | 14.0 | |
| at Western Ky. | 02/05/2022 | * | 37:52 | 8-18 | .444 | 4-12 | .333 | 2-2 | 1.000 | 3 | 5 | 8 | 8.1 | 4 | 1 | 3 | 1 | 2 | 22 | 14.3 | |
| FIU | 02/07/2022 | * | 29:28 | 5-11 | .455 | 2-4 | .500 | 2-2 | 1.000 | 3 | 2 | 5 | 8.0 | 3 | 3 | 3 | 1 | 1 | 14 | 14.3 | |
| Middle Tenn. | 02/10/2022 | * | 32:48 | 2-12 | .167 | 0-2 | .000 | 9-12 | .750 | 5 | 4 | 9 | 8.0 | 1 | 2 | 1 | 1 | 1 | 13 | 14.3 | |
| at UAB | 02/13/2022 | * | 33:12 | 11-18 | .611 | 6-9 | .667 | 1-1 | 1.000 | 0 | 1 | 1 | 7.7 | 2 | 1 | 2 | 0 | 0 | 29 | 14.9 | |
| Marshall | 02/17/2022 | * | 35:12 | 1-16 | .063 | 1-8 | .125 | 1-4 | .250 | 1 | 4 | 5 | 7.6 | 3 | 2 | 1 | 0 | 2 | 4 | 14.4 | |
| Western Ky. | 02/19/2022 | * | 31:05 | 5-15 | .333 | 2-7 | .286 | 4-4 | 1.000 | 4 | 10 | 14 | 7.8 | 2 | 0 | 1 | 0 | 0 | 16 | 14.5 | |
| at Fla. Atlantic | 02/24/2022 | * | 35:47 | 8-15 | .533 | 3-7 | .429 | 0-0 | .000 | 1 | 6 | 7 | 7.8 | 1 | 3 | 4 | 0 | 2 | 19 | 14.7 | |
| at FIU | 02/26/2022 | * | 26:17 | 7-12 | .583 | 2-4 | .500 | 7-8 | .875 | 2 | 2 | 4 | 7.7 | 4 | 2 | 3 | 0 | 4 | 23 | 15.0 | |
| Louisiana Tech | 03/02/2022 | * | 34:16 | 7-16 | .438 | 2-3 | .667 | 4-4 | 1.000 | 0 | 2 | 2 | 7.5 | 4 | 1 | 4 | 0 | 3 | 20 | 15.1 | |
| Totals | | | 29 | 894:25 | 159-431 | .369 | 47-151 | .311 | 74-98 | .755 | 71 | 146 | 217 | 7.5 | 72 | 46 | 58 | 5 | 48 | 439 | 15.1 |

CAREER STATISTICS

| SEASON | TEAM | GP-GS | MIN/AVG | Field Goals | | 3-Point | | F-Throws | | Rebounds | | | | Scoring | | | | | | |
|----------------------|-------|--------------|------------------|----------------|-------------|---------------|-------------|----------------|-------------|------------|------------|------------|------------|--------------|------------|------------|-----------|------------|-------------|-------------|
| | | | | FG-FGA | FG% | 3FG-3FGA | 3FG% | FT-FTA | FT% | OFF | DEF | TOT | AVG | PF-FO | A | TO | BLK | STL | PTS | AVG |
| 2016-17 | MSU | 20-0 | 111/5.6 | 22-46 | .478 | 0-1 | .000 | 9-14 | .643 | 8 | 9 | 17 | 0.9 | 13-0 | 9 | 16 | 0 | 8 | 53 | 2.7 |
| 2019-20 | Miami | 12-0 | 109/9.1 | 9-27 | .333 | 1-4 | .250 | 4-8 | .500 | 11 | 7 | 18 | 1.5 | 15-0 | 5 | 13 | 0 | 6 | 23 | 1.9 |
| 2020-21 | FAU | 22-22 | 717/32.6 | 186-427 | .436 | 50-129 | .388 | 67-96 | .698 | 62 | 178 | 240 | 10.9 | 81-5 | 53 | 88 | 6 | 49 | 489 | 22.2 |
| 2021-22 | ODU | 29-29 | 894/30.8 | 159-431 | .369 | 47-151 | .311 | 74-98 | .755 | 71 | 146 | 217 | 7.5 | 72-0 | 46 | 58 | 5 | 48 | 439 | 15.1 |
| TOTAL FOR ODU | | 29-29 | 894/30.8 | 159-431 | .369 | 47-151 | .311 | 74-98 | .755 | 71 | 146 | 217 | 7.5 | 72-0 | 46 | 58 | 5 | 48 | 439 | 15.1 |
| TOTAL | | 83-51 | 1831/22.1 | 376-931 | .404 | 98-285 | .344 | 154-216 | .713 | 152 | 340 | 492 | 5.9 | 181-5 | 113 | 175 | 11 | 111 | 1004 | 12.1 |



#3 TALEAH WASHINGTON

5-7 | JUNIOR | GUARD | DISTRICT HEIGHTS, MD. | FORESTVILLE | SYRACUSE

PLAYER NOTES

- Played in her 50th career game at Appalachian State. Also made the first start of her three-year career.
- Set a new career high with 12 points vs. Norfolk State, going 3-of-5 from deep. Also a personal best in made treys.
- Matched her season high with six points and handed out a personal-best five assists vs. Bowie State.
- Set a new career high with two blocks vs. Auburn.
- Made her ODU debut vs. S.C. State and scored six points. Made a career-high four free throws and matched a personal-best with five attempts from the line.
- A two-year player at Syracuse. Reached the Round of 32 in the 2021 NCAA Tournament. A member of the SAAC Equity Group.

CAREER HIGHS

PTS: 12, Norfolk State - 12/12/21
RBS: 4 (2x), last: UMBC - 12/8/19*
AST: 5, Bowie State - 12/8/21
STL: 2 (2x), last: Norfolk State - 12/12/21
BLK: 2, Auburn - 11/14/21
MIN: 25, Appalachian State - 12/18/21
FG: 4 (4x), last: Norfolk State - 12/12/21
FGA: 11, UMES - 11/12/19*
3FG: 3, Norfolk State - 12/12/21
3FGA: 8, UMES - 11/12/19*
FT: 4, S.C. State - 11/9/21
FTA: 5 (2x), last: S.C. State - 11/9/21
 *at previous school

2021-22 GAME-BY-GAME


| Opponent | Date | GS | MIN | Total | | 3-Pointers | | Free throws | | Rebounds | | | | PF A TO BLK STL PTS AVG | | | | | | |
|--------------------|------------|----------|---------------|--------------|-------------|-------------|-------------|-------------|-------------|----------|----------|----------|------------|-------------------------|-----------|-----------|----------|----------|-----------|------------|
| | | | | FG-FGA | PCT | 3FG-3FGA | PCT | FT-FTA | PCT | OFF | DEF | TOT | AVG | PF | A | TO | BLK | STL | PTS | AVG |
| South Carolina St. | 11/09/2021 | | 13:27 | 1-5 | .200 | 0-1 | .000 | 4-5 | .800 | 0 | 2 | 2 | 2.0 | 1 | 1 | 3 | 1 | 1 | 6 | 6.0 |
| Auburn | 11/14/2021 | | 08:16 | 0-1 | .000 | 0-0 | .000 | 0-0 | .000 | 0 | 2 | 2 | 2.0 | 0 | 0 | 2 | 2 | 0 | 0 | 3.0 |
| George Washington | 11/18/2021 | | 05:35 | 0-2 | .000 | 0-2 | .000 | 0-0 | .000 | 1 | 1 | 2 | 2.0 | 1 | 0 | 1 | 0 | 0 | 0 | 2.0 |
| at VCU | 11/21/2021 | | 12:21 | 2-4 | .500 | 0-2 | .000 | 0-2 | .000 | 0 | 1 | 1 | 1.8 | 0 | 1 | 1 | 0 | 0 | 4 | 2.5 |
| at William & Mary | 12/05/2021 | | 03:09 | 1-2 | .500 | 1-2 | .500 | 0-0 | .000 | 0 | 0 | 0 | 1.4 | 0 | 0 | 1 | 0 | 0 | 3 | 2.6 |
| Bowie St. | 12/08/2021 | | 17:19 | 2-6 | .333 | 2-5 | .400 | 0-0 | .000 | 0 | 0 | 0 | 1.2 | 0 | 5 | 0 | 0 | 0 | 6 | 3.2 |
| Norfolk St. | 12/12/2021 | | 15:15 | 4-6 | .667 | 3-5 | .600 | 1-2 | .500 | 0 | 0 | 0 | 1.0 | 1 | 3 | 4 | 0 | 2 | 12 | 4.4 |
| at Appalachian St. | 12/18/2021 | * | 24:47 | 2-7 | .286 | 1-4 | .250 | 1-1 | 1.000 | 0 | 1 | 1 | 1.0 | 2 | 0 | 3 | 0 | 1 | 6 | 4.6 |
| at Temple | 12/22/2021 | * | 15:43 | 0-3 | .000 | 0-2 | .000 | 0-0 | .000 | 0 | 1 | 1 | 1.0 | 1 | 0 | 0 | 0 | 0 | 0 | 4.1 |
| Totals | | 2 | 115:51 | 12-36 | .333 | 7-23 | .304 | 6-10 | .600 | 1 | 8 | 9 | 1.0 | 6 | 10 | 15 | 3 | 4 | 37 | 4.1 |

SEASON HIGHS

PTS: 12, Norfolk State - 12/12/21
RBS: 2 (3x), last: George Washington - 11/18/21
AST: 5, Bowie State - 12/8/21
STL: 2, Norfolk State - 12/12/21
BLK: 2, Auburn - 11/14/21
MIN: 25, Appalachian State - 12/18/21
FG: 4, Norfolk State - 12/12/21
FGA: 7, Appalachian State - 12/18/21
3FG: 3, Norfolk State - 12/12/21
3FGA: 5 (2x), last: Norfolk State - 12/12/21
FT: 4, S.C. State - 11/9/21
FTA: 5, S.C. State - 11/9/21

CAREER STATISTICS

| SEASON | TEAM | GP-GS | MIN/AVG | Field Goals | | 3-Point | | F-Throws | | Rebounds | | | | Scoring | | | | | | |
|----------------------|------|-------------|-----------------|---------------|-------------|---------------|-------------|--------------|-------------|-----------|-----------|-----------|------------|-------------|-----------|-----------|----------|-----------|------------|------------|
| | | | | FG-FGA | FG% | 3FG-3FGA | 3FG% | FT-FTA | FT% | OFF | DEF | TOT | AVG | PF | FO | A | TO | BLK | STL | PTS |
| 2019-20 | Syr | 29-0 | 310/10.7 | 33-109 | .303 | 16-66 | .242 | 10-18 | .556 | 13 | 13 | 26 | 0.9 | 31-1 | 12 | 20 | 1 | 7 | 92 | 3.2 |
| 2020-21 | Syr | 13-0 | 146/11.3 | 8-31 | .258 | 3-21 | .143 | 2-2 | 1.000 | 3 | 10 | 13 | 1.0 | 8-0 | 4 | 9 | 0 | 3 | 21 | 1.6 |
| 2021-22 | ODU | 9-2 | 116/12.9 | 12-36 | .333 | 7-23 | .304 | 6-10 | .600 | 1 | 8 | 9 | 1.0 | 6-0 | 10 | 15 | 3 | 4 | 37 | 4.1 |
| TOTAL FOR ODU | | 9-2 | 116/12.9 | 12-36 | .333 | 7-23 | .304 | 6-10 | .600 | 1 | 8 | 9 | 1.0 | 6-0 | 10 | 15 | 3 | 4 | 37 | 4.1 |
| TOTAL | | 51-2 | 572/11.2 | 53-176 | .301 | 26-110 | .236 | 18-30 | .600 | 17 | 31 | 48 | 0.9 | 45-1 | 26 | 44 | 4 | 14 | 150 | 2.9 |



#4 AZIAH HUDSON

5-6 | SENIOR | GUARD | BALDWIN, N.Y. | BALDWIN

PLAYER NOTES

- Averaging 13.8 points per game in her last four games while shooting 9-of-17 (.529) from deep. Hit three treys vs. LA Tech.
- Sank four 3-pointers and scored 16 points in a road win at Florida Atlantic.
- Set the game high and fell one shy of her career high with 22 points vs. WKU on Senior Day. Made a season-best four 3-pointers and shot 8-of-9 from the field. Added three steals as well. Has six games with multiple treys this season.
- Scored 12 points with two 3-pointers and a 4-of-4 showing from the foul line at Marshall.
- Had season highs of three rebounds and three assists at Appalachian State.
- Scored a season-high eight points vs. Texas Tech. Made her first two 3-pointers of the season vs. the Lady Raiders, both in the fourth quarter to end TTU's comeback bid. Her first trey ended an 8-0 run and restored ODU's double-digit lead.

CAREER HIGHS

PTS: 23, Marshall - 2/6/21
RBS: 4 (3x), last: Charlotte - 2/13/21
AST: 6, WKU - 3/9/21
STL: 4, Florida Atlantic - 2/26/20
BLK: 2 (2x), last: Florida Atlantic - 1/8/21
MIN: 46, Charlotte - 2/10/21
FG: 8 (2x), last: WKU - 2/19/22
FGA: 16, FIU - 1/1/21
3FG: 6, LA Tech - 2/1/20
3FGA: 14, Marshall - 3/2/19
FT: 7, Campbell - 11/6/18
FTA: 7, Campbell - 11/6/18

2021-22 GAME-BY-GAME

| Opponent | Date | GS | MIN | Total | | 3-Pointers | | Free throws | | Rebounds | | | | PF | | A | | TO | BLK | STL | PTS | AVG |
|--------------------|------------|----|-----------------|---------------|-------------|--------------|-------------|--------------|-------------|----------|-----------|-----------|------------|-----------|-----------|-----------|----------|-----------|------------|------------|-----|-----|
| | | | | FG-FGA | PCT | 3FG-3FGA | PCT | FT-FTA | PCT | OFF | DEF | TOT | AVG | PF | A | | | | | | | |
| South Carolina St. | 11/09/2021 | | 18:26 | 1-5 | .200 | 0-4 | .000 | 0-2 | .000 | 0 | 0 | 0 | 0.0 | 1 | 1 | 1 | 0 | 1 | 2 | 2.0 | | |
| Auburn | 11/14/2021 | | 16:24 | 0-4 | .000 | 0-3 | .000 | 2-2 | 1.000 | 0 | 0 | 0 | 0.0 | 1 | 0 | 0 | 0 | 2 | 2 | 2.0 | | |
| George Washington | 11/18/2021 | | 16:05 | 0-2 | .000 | 0-2 | .000 | 0-0 | .000 | 1 | 0 | 1 | 0.3 | 0 | 0 | 0 | 0 | 1 | 0 | 1.3 | | |
| at VCU | 11/21/2021 | | 19:04 | 0-3 | .000 | 0-2 | .000 | 3-5 | .600 | 0 | 0 | 0 | 0.3 | 3 | 0 | 1 | 0 | 1 | 3 | 1.8 | | |
| vs Saint Joseph's | 11/26/2021 | | 17:27 | 0-6 | .000 | 0-5 | .000 | 0-0 | .000 | 1 | 0 | 1 | 0.4 | 0 | 2 | 0 | 0 | 0 | 0 | 1.4 | | |
| vs Texas Tech | 11/27/2021 | | 27:04 | 3-6 | .500 | 2-4 | .500 | 0-1 | .000 | 0 | 0 | 0 | 0.3 | 0 | 0 | 0 | 0 | 0 | 0 | 8 | 2.5 | |
| vs Stetson | 11/28/2021 | | 06:04 | 0-2 | .000 | 0-1 | .000 | 0-0 | .000 | 0 | 0 | 0 | 0.3 | 3 | 1 | 1 | 0 | 1 | 0 | 0 | 2.1 | |
| at William & Mary | 12/05/2021 | | 12:38 | 1-3 | .333 | 1-2 | .500 | 0-0 | .000 | 0 | 1 | 1 | 0.4 | 2 | 0 | 1 | 0 | 0 | 3 | 2.3 | | |
| Bowie St. | 12/08/2021 | | 12:08 | 3-6 | .500 | 2-5 | .400 | 0-0 | .000 | 0 | 1 | 1 | 0.4 | 0 | 1 | 0 | 1 | 0 | 2 | 8 | 2.9 | |
| Norfolk St. | 12/12/2021 | | 20:27 | 2-4 | .500 | 2-4 | .500 | 0-0 | .000 | 0 | 0 | 0 | 0.4 | 1 | 0 | 1 | 0 | 2 | 6 | 3.2 | | |
| at Appalachian St. | 12/18/2021 | | 21:44 | 2-4 | .500 | 0-0 | .000 | 1-1 | 1.000 | 0 | 3 | 3 | 0.6 | 1 | 3 | 0 | 0 | 2 | 5 | 3.4 | | |
| at Temple | 12/22/2021 | | 13:08 | 1-2 | .500 | 1-2 | .500 | 0-0 | .000 | 0 | 0 | 0 | 0.6 | 0 | 0 | 0 | 0 | 2 | 3 | 3.3 | | |
| at UTSA | 01/13/2022 | | 17:56 | 0-6 | .000 | 0-6 | .000 | 0-0 | .000 | 0 | 0 | 0 | 0.5 | 1 | 0 | 0 | 0 | 0 | 0 | 3.1 | | |
| at UTEP | 01/15/2022 | | 16:17 | 1-3 | .333 | 0-2 | .000 | 0-0 | .000 | 0 | 0 | 0 | 0.5 | 1 | 0 | 0 | 0 | 1 | 2 | 3.0 | | |
| Fla. Atlantic | 01/17/2022 | | 13:53 | 1-6 | .167 | 1-4 | .250 | 0-0 | .000 | 2 | 1 | 3 | 0.7 | 1 | 0 | 1 | 0 | 0 | 3 | 3.0 | | |
| Rice | 01/20/2022 | | 16:27 | 1-3 | .333 | 1-3 | .333 | 0-0 | .000 | 0 | 0 | 0 | 0.6 | 2 | 1 | 0 | 0 | 0 | 3 | 3.0 | | |
| North Texas | 01/22/2022 | | 21:40 | 1-7 | .143 | 1-6 | .167 | 1-2 | .500 | 1 | 0 | 1 | 0.6 | 1 | 0 | 1 | 0 | 0 | 4 | 3.1 | | |
| Charlotte | 01/26/2022 | | 06:25 | 0-0 | .000 | 0-0 | .000 | 0-0 | .000 | 0 | 0 | 0 | 0.6 | 1 | 0 | 0 | 0 | 0 | 0 | 2.9 | | |
| at Charlotte | 01/29/2022 | | 07:18 | 2-3 | .667 | 2-2 | 1.000 | 0-0 | .000 | 0 | 0 | 0 | 0.6 | 1 | 0 | 0 | 0 | 0 | 6 | 3.1 | | |
| at Marshall | 02/03/2022 | | 16:32 | 3-6 | .500 | 2-4 | .500 | 4-4 | 1.000 | 0 | 2 | 2 | 0.7 | 1 | 0 | 2 | 0 | 1 | 12 | 3.5 | | |
| at Western Ky. | 02/05/2022 | | 22:18 | 2-7 | .286 | 1-5 | .200 | 1-2 | .500 | 1 | 1 | 2 | 0.7 | 3 | 1 | 3 | 0 | 0 | 6 | 3.6 | | |
| FIU | 02/07/2022 | | 17:35 | 2-7 | .286 | 1-3 | .333 | 0-0 | .000 | 0 | 1 | 1 | 0.7 | 0 | 2 | 0 | 0 | 0 | 5 | 3.7 | | |
| Middle Tenn. | 02/10/2022 | | 19:37 | 2-2 | 1.000 | 1-1 | 1.000 | 2-3 | .667 | 0 | 0 | 0 | 0.7 | 0 | 1 | 0 | 0 | 1 | 7 | 3.8 | | |
| at UAB | 02/13/2022 | | 17:17 | 2-3 | .667 | 1-2 | .500 | 0-0 | .000 | 0 | 1 | 1 | 0.7 | 3 | 0 | 2 | 0 | 1 | 5 | 3.9 | | |
| Marshall | 02/17/2022 | | 16:41 | 1-3 | .333 | 1-2 | .500 | 4-4 | 1.000 | 2 | 0 | 2 | 0.8 | 0 | 1 | 1 | 1 | 1 | 7 | 4.0 | | |
| Western Ky. | 02/19/2022 | * | 24:58 | 8-9 | .889 | 4-5 | .800 | 2-2 | 1.000 | 0 | 1 | 1 | 0.8 | 4 | 0 | 0 | 0 | 3 | 22 | 4.7 | | |
| at Fla. Atlantic | 02/24/2022 | * | 25:01 | 6-9 | .667 | 4-6 | .667 | 0-0 | .000 | 0 | 0 | 0 | 0.7 | 2 | 0 | 1 | 0 | 1 | 16 | 5.1 | | |
| at FIU | 02/26/2022 | * | 24:39 | 2-7 | .286 | 0-4 | .000 | 2-2 | 1.000 | 0 | 2 | 2 | 0.8 | 3 | 1 | 0 | 0 | 0 | 6 | 5.1 | | |
| Louisiana Tech | 03/02/2022 | * | 27:37 | 4-7 | .571 | 3-6 | .500 | 0-0 | .000 | 0 | 1 | 1 | 0.8 | 0 | 0 | 0 | 0 | 0 | 11 | 5.3 | | |
| Totals | | | 4 512:50 | 51-135 | .378 | 31-95 | .326 | 22-30 | .733 | 8 | 15 | 23 | 0.8 | 36 | 14 | 17 | 1 | 23 | 155 | 5.3 | | |

CAREER STATISTICS

| SEASON | TEAM | GP-GS | MIN/AVG | Field Goals | | 3-Point | | F-Throws | | Rebounds | | | | Scoring | | | | | | |
|--------------|------|---------------|------------------|----------------|-------------|----------------|-------------|----------------|-------------|-----------|-----------|------------|------------|--------------|-----------|-----------|-----------|-----------|------------|------------|
| | | | | FG-FGA | FG% | 3FG-3FGA | 3FG% | FT-FTA | FT% | OFF | DEF | TOT | AVG | PF-FO | A | TO | BLK | STL | PTS | AVG |
| 2018-19 | ODU | 32-12 | 819/25.6 | 87-249 | .349 | 55-181 | .304 | 41-59 | .695 | 6 | 29 | 35 | 1.1 | 46-0 | 21 | 36 | 5 | 24 | 270 | 8.4 |
| 2019-20 | ODU | 30-2 | 645/21.5 | 66-183 | .361 | 48-141 | .340 | 16-18 | .889 | 7 | 22 | 29 | 1.0 | 37-0 | 24 | 12 | 1 | 13 | 196 | 6.5 |
| 2020-21 | ODU | 23-7 | 663/28.8 | 66-166 | .398 | 31-98 | .316 | 29-37 | .784 | 16 | 24 | 40 | 1.7 | 40-1 | 24 | 17 | 3 | 16 | 192 | 8.3 |
| 2021-22 | ODU | 29-4 | 513/17.7 | 51-135 | .378 | 31-95 | .326 | 22-30 | .733 | 8 | 15 | 23 | 0.8 | 36-0 | 14 | 17 | 1 | 23 | 155 | 5.3 |
| TOTAL | | 114-25 | 2640/23.2 | 270-733 | .368 | 165-515 | .320 | 108-144 | .750 | 37 | 90 | 127 | 1.1 | 159-1 | 83 | 82 | 10 | 76 | 813 | 7.1 |



#5 ASHANTI BARNES-WILLIAMS

6-1 | FRESHMAN | FORWARD | NORFOLK, VA. | LAKE TAYLOR

PLAYER NOTES

- Set season highs in points (eight), rebounds (five) and minutes (19) at Florida Atlantic. Was 3-of-4 from the field and 2-of-3 at the foul line.
- Grabbed a season-high four rebounds at home vs. WKU. Also shot 2-of-4 from the field for four points.
- Made her only shot of the night and had two points, one block and one steal vs. FIU.
- Set season highs with six points, three rebounds and one block vs. Bowie State. Also played a season-high 17 minutes, shooting 3-of-6 from the floor.
- Made her collegiate debut against S.C. State. Filled the box score with five points, two rebounds, two assists and two steals. Played 13 minutes, the most among the Monarchs' five freshmen.
- A top-150 recruit by ProspectsNation.com. Won a 4A state title with Lake Taylor in Norfolk. 4A All-State in 2020 and a former first team all-region and second team all-Tidewater honoree.

CAREER HIGHS

PTS: 8, Florida Atlantic - 2/24/22
RBS: 5, Florida Atlantic - 2/24/22
AST: 2, S.C. State - 11/9/21
STL: 2, S.C. State - 11/9/21
BLK: 1 (2x), last: UAB - 2/12/22
MIN: 19, Florida Atlantic - 2/24/22
FG: 3 (3x), last: LA Tech - 3/2/22
FGA: 6, Bowie State - 12/8/21
3FG: ---
3FGA: 2, S.C. State - 11/9/21
FT: 3, S.C. State - 11/9/21
FTA: 5, S.C. State - 11/9/21

SEASON HIGHS

PTS: 8, Florida Atlantic - 2/24/22
RBS: 5, Florida Atlantic - 2/24/22
AST: 2, S.C. State - 11/9/21
STL: 2, S.C. State - 11/9/21
BLK: 1 (2x), last: UAB - 2/12/22
MIN: 19, Florida Atlantic - 2/24/22
FG: 3 (3x), last: LA Tech - 3/2/22
FGA: 6, Bowie State - 12/8/21
3FG: ---
3FGA: 2, S.C. State - 11/9/21
FT: 3, S.C. State - 11/9/21
FTA: 5, S.C. State - 11/9/21

2021-22 GAME-BY-GAME

| Opponent | Date | GS | MIN | Total | | 3-Pointers | | Free throws | | Rebounds | | | | PF | A | TO | BLK | STL | PTS | AVG |
|--------------------|------------|----------|---------------|--------------|-------------|------------|-------------|-------------|-------------|-----------|-----------|-----------|------------|-----------|----------|----------|----------|----------|-----------|------------|
| | | | | FG-FGA | PCT | 3FG-3FGA | PCT | FT-FTA | PCT | OFF | DEF | TOT | AVG | | | | | | | |
| South Carolina St. | 11/09/2021 | | 13:42 | 1-4 | .250 | 0-2 | .000 | 3-5 | .600 | 1 | 1 | 2 | 2.0 | 4 | 2 | 1 | 0 | 2 | 5 | 5.0 |
| Auburn | 11/14/2021 | | 00:53 | 0-0 | .000 | 0-0 | .000 | 0-0 | .000 | 0 | 0 | 0 | 1.0 | 1 | 0 | 0 | 0 | 0 | 0 | 2.5 |
| at VCU | 11/21/2021 | | 01:30 | 0-0 | .000 | 0-0 | .000 | 0-0 | .000 | 0 | 0 | 0 | 0.7 | 0 | 0 | 0 | 0 | 0 | 0 | 1.7 |
| vs Saint Joseph's | 11/26/2021 | | 02:47 | 0-1 | .000 | 0-0 | .000 | 0-0 | .000 | 0 | 0 | 0 | 0.5 | 0 | 0 | 0 | 0 | 0 | 0 | 1.3 |
| vs Stetson | 11/28/2021 | | 04:00 | 0-2 | .000 | 0-0 | .000 | 0-0 | .000 | 0 | 0 | 0 | 0.4 | 2 | 0 | 1 | 0 | 0 | 0 | 1.0 |
| Bowie St. | 12/08/2021 | | 17:17 | 3-6 | .500 | 0-0 | .000 | 0-0 | .000 | 2 | 1 | 3 | 0.8 | 2 | 0 | 1 | 1 | 0 | 6 | 1.8 |
| Norfolk St. | 12/12/2021 | | 05:49 | 0-1 | .000 | 0-0 | .000 | 0-0 | .000 | 0 | 1 | 1 | 0.9 | 0 | 1 | 0 | 0 | 1 | 0 | 1.6 |
| at Western Ky. | 02/05/2022 | | 01:28 | 0-0 | .000 | 0-0 | .000 | 0-0 | .000 | 0 | 0 | 0 | 0.8 | 0 | 0 | 0 | 0 | 0 | 0 | 1.4 |
| FIU | 02/07/2022 | | 03:09 | 1-1 | 1.000 | 0-0 | .000 | 0-0 | .000 | 1 | 0 | 1 | 0.8 | 0 | 0 | 0 | 0 | 1 | 2 | 1.4 |
| Middle Tenn. | 02/10/2022 | | 07:49 | 1-4 | .250 | 0-1 | .000 | 0-0 | .000 | 1 | 1 | 2 | 0.9 | 1 | 1 | 0 | 0 | 0 | 2 | 1.5 |
| at UAB | 02/13/2022 | | 07:19 | 0-2 | .000 | 0-0 | .000 | 0-0 | .000 | 1 | 0 | 1 | 0.9 | 1 | 0 | 1 | 1 | 0 | 0 | 1.4 |
| Marshall | 02/17/2022 | | 07:49 | 0-1 | .000 | 0-0 | .000 | 0-0 | .000 | 0 | 2 | 2 | 1.0 | 0 | 0 | 1 | 0 | 0 | 0 | 1.3 |
| Western Ky. | 02/19/2022 | | 08:02 | 2-4 | .500 | 0-0 | .000 | 0-0 | .000 | 3 | 1 | 4 | 1.2 | 4 | 1 | 0 | 0 | 0 | 4 | 1.5 |
| at Fla. Atlantic | 02/24/2022 | | 19:40 | 3-4 | .750 | 0-0 | .000 | 2-3 | .667 | 3 | 2 | 5 | 1.5 | 2 | 1 | 2 | 0 | 0 | 8 | 1.9 |
| at FIU | 02/26/2022 | | 03:08 | 0-1 | .000 | 0-0 | .000 | 0-0 | .000 | 0 | 0 | 0 | 1.4 | 0 | 0 | 1 | 0 | 0 | 0 | 1.8 |
| Louisiana Tech | 03/02/2022 | | 12:49 | 3-3 | 1.000 | 0-0 | .000 | 0-0 | .000 | 2 | 2 | 4 | 1.6 | 2 | 0 | 1 | 0 | 0 | 6 | 2.1 |
| Totals | | 0 | 117:11 | 14-34 | .412 | 0-3 | .000 | 5-8 | .625 | 14 | 11 | 25 | 1.6 | 19 | 6 | 9 | 2 | 4 | 33 | 2.1 |

CAREER STATISTICS

| SEASON | TEAM | GP-GS | MIN/AVG | Field Goals | | 3-Point | | F-Throws | | Rebounds | | | | Scoring | | | | | | |
|--------------|------|-------------|----------------|--------------|-------------|------------|-------------|------------|-------------|-----------|-----------|-----------|------------|-------------|----------|----------|----------|----------|-----------|------------|
| | | | | FG-FGA | FG% | 3FG-3FGA | 3FG% | FT-FTA | FT% | OFF | DEF | TOT | AVG | PF-FO | A | TO | BLK | STL | PTS | AVG |
| 2021-22 | ODU | 16-0 | 117/7.3 | 14-34 | .412 | 0-3 | .000 | 5-8 | .625 | 14 | 11 | 25 | 1.6 | 19-0 | 6 | 9 | 2 | 4 | 33 | 2.1 |
| TOTAL | | 16-0 | 117/7.3 | 14-34 | .412 | 0-3 | .000 | 5-8 | .625 | 14 | 11 | 25 | 1.6 | 19-0 | 6 | 9 | 2 | 4 | 33 | 2.1 |



#11 KAYE CLARK

5-7 | JUNIOR | GUARD | MILWAUKEE, WISC. | RUFUS KING | TRINITY VALLEY

PLAYER NOTES

- Set a season high with six rebounds at Marshall. Also matched a personal best with two blocks.
- Has multiple steals in 13 games, including a trio of four-steal outings.
- Came off the bench to score a personal-best 15 points vs. Stetson. Made six of her nine shots, including a pair of 3-pointers, and had three steals. Played a season-high 37 minutes.
- Had seven points vs. Saint Joseph's. Scored the last five points of the first half for the Monarchs. Set season highs in minutes (33) and assists (three) vs. the Hawks.
- A Second Team NJCAA All-American in 2021. Averaged 14.2 points, 5.5 rebounds and 4.3 assists on .534 shooting that season. Guided Trinity Valley to a 22-3 record and the NJCAA title game.

CAREER HIGHS

PTS: 15, Stetson - 11/28/21
RBS: 6, Marshall - 2/3/22
AST: 4 (2x), last: Norfolk State - 12/12/21
STL: 4 (3x), last: Norfolk State - 12/12/21
BLK: 2 (2x), last: Marshall - 2/3/22
MIN: 37, Stetson - 11/28/21
FG: 6, Stetson - 11/28/21
FGA: 9, Stetson - 11/28/21
3FG: 2 (3x), last: UAB - 2/12/22
3FGA: 4, WKU - 2/5/22
FT: 2 (5x), last: WKU - 2/19/22
FTA: 4 (2x), last: FIU - 2/7/22

SEASON HIGHS


PTS: 15, Stetson - 11/28/21
RBS: 6, Marshall - 2/3/22
AST: 4 (2x), last: Norfolk State - 12/12/21
STL: 4 (3x), last: Norfolk State - 12/12/21
BLK: 2 (3x), last: Florida Atlantic - 2/24/22
MIN: 37, Stetson - 11/28/21
FG: 6, Stetson - 11/28/21
FGA: 9, Stetson - 11/28/21
3FG: 2 (3x), last: UAB - 2/12/22
3FGA: 4, WKU - 2/5/22
FT: 2 (5x), last: Florida Atlantic - 1/17/22
FTA: 4 (2x), last: FIU - 2/7/22

2021-22 GAME-BY-GAME

| Opponent | Date | GS | MIN | Total | | 3-Pointers | | Free throws | | Rebounds | | | | PF | A | TO | BLK | STL | PTS | AVG | |
|--------------------|------------|----|-----------|---------------|---------------|-------------|--------------|-------------|--------------|-------------|-----------|-----------|-----------|------------|-----------|-----------|-----------|-----------|-----------|------------|------------|
| | | | | FG-FGA | PCT | 3FG-3FGA | PCT | FT-FTA | PCT | OFF | DEF | TOT | AVG | | | | | | | | |
| South Carolina St. | 11/09/2021 | * | 22:10 | 4-8 | .500 | 2-3 | .667 | 1-2 | .500 | 4 | 1 | 5 | 5.0 | 2 | 1 | 3 | 1 | 4 | 11 | 11.0 | |
| Auburn | 11/14/2021 | * | 26:26 | 0-1 | .000 | 0-1 | .000 | 2-2 | 1.000 | 0 | 0 | 0 | 2.5 | 3 | 1 | 1 | 0 | 1 | 2 | 6.5 | |
| George Washington | 11/18/2021 | * | 29:59 | 3-8 | .375 | 0-3 | .000 | 0-0 | .000 | 0 | 3 | 3 | 2.7 | 1 | 2 | 1 | 2 | 3 | 6 | 6.3 | |
| at VCU | 11/21/2021 | * | 24:56 | 3-7 | .429 | 0-1 | .000 | 0-0 | .000 | 2 | 3 | 5 | 3.3 | 3 | 2 | 3 | 0 | 2 | 6 | 6.3 | |
| vs Saint Joseph's | 11/26/2021 | * | 33:36 | 3-5 | .600 | 1-2 | .500 | 0-0 | .000 | 2 | 1 | 3 | 3.2 | 1 | 3 | 0 | 1 | 1 | 7 | 6.4 | |
| vs Texas Tech | 11/27/2021 | * | 21:02 | 0-4 | .000 | 0-0 | .000 | 0-0 | .000 | 4 | 1 | 5 | 3.5 | 5 | 3 | 3 | 1 | 2 | 0 | 5.3 | |
| vs Stetson | 11/28/2021 | | 37:16 | 6-9 | .667 | 2-3 | .667 | 1-4 | .250 | 0 | 2 | 2 | 3.3 | 3 | 2 | 2 | 0 | 3 | 15 | 6.7 | |
| at William & Mary | 12/05/2021 | * | 29:26 | 3-7 | .429 | 0-2 | .000 | 2-2 | 1.000 | 2 | 1 | 3 | 3.3 | 1 | 4 | 2 | 0 | 4 | 8 | 6.9 | |
| Bowie St. | 12/08/2021 | * | 13:24 | 1-3 | .333 | 0-1 | .000 | 0-0 | .000 | 1 | 1 | 2 | 3.1 | 2 | 1 | 3 | 0 | 3 | 2 | 6.3 | |
| Norfolk St. | 12/12/2021 | * | 23:16 | 1-5 | .200 | 1-3 | .333 | 0-0 | .000 | 0 | 2 | 2 | 3.0 | 3 | 4 | 3 | 0 | 4 | 3 | 6.0 | |
| at Appalachian St. | 12/18/2021 | * | 23:46 | 3-3 | 1.000 | 1-1 | 1.000 | 0-0 | .000 | 0 | 3 | 3 | 3.0 | 1 | 3 | 1 | 0 | 2 | 7 | 6.1 | |
| at Temple | 12/22/2021 | * | 24:47 | 2-5 | .400 | 0-1 | .000 | 1-2 | .500 | 1 | 2 | 3 | 3.0 | 3 | 1 | 3 | 0 | 1 | 5 | 6.0 | |
| at UTSA | 01/13/2022 | * | 25:01 | 1-3 | .333 | 1-2 | .500 | 2-2 | 1.000 | 0 | 0 | 0 | 2.8 | 2 | 0 | 5 | 0 | 1 | 5 | 5.9 | |
| at UTEP | 01/15/2022 | * | 21:42 | 3-6 | .500 | 1-3 | .333 | 0-0 | .000 | 1 | 0 | 1 | 2.6 | 4 | 0 | 4 | 0 | 1 | 7 | 6.0 | |
| Fla. Atlantic | 01/17/2022 | | 20:20 | 3-8 | .375 | 0-2 | .000 | 2-3 | .667 | 2 | 1 | 3 | 2.7 | 2 | 0 | 1 | 1 | 1 | 8 | 6.1 | |
| Rice | 01/20/2022 | | 22:09 | 1-5 | .200 | 0-1 | .000 | 1-2 | .500 | 1 | 1 | 2 | 2.6 | 2 | 2 | 0 | 0 | 0 | 3 | 5.9 | |
| North Texas | 01/22/2022 | | 08:59 | 0-2 | .000 | 0-1 | .000 | 0-0 | .000 | 0 | 0 | 0 | 2.5 | 3 | 1 | 1 | 0 | 0 | 0 | 5.6 | |
| Charlotte | 01/26/2022 | | 20:14 | 2-4 | .500 | 1-1 | 1.000 | 0-0 | .000 | 1 | 2 | 3 | 2.5 | 1 | 2 | 0 | 0 | 2 | 5 | 5.6 | |
| at Charlotte | 01/29/2022 | | 24:14 | 1-5 | .200 | 0-2 | .000 | 0-0 | .000 | 0 | 0 | 0 | 2.4 | 2 | 2 | 1 | 0 | 2 | 2 | 5.4 | |
| at Marshall | 02/03/2022 | | 22:02 | 0-2 | .000 | 0-2 | .000 | 0-0 | .000 | 0 | 6 | 6 | 2.6 | 0 | 1 | 1 | 2 | 0 | 0 | 5.1 | |
| at Western Ky. | 02/05/2022 | | 23:21 | 2-7 | .286 | 1-4 | .250 | 0-0 | .000 | 2 | 1 | 3 | 2.6 | 2 | 1 | 0 | 1 | 1 | 5 | 5.1 | |
| FIU | 02/07/2022 | | 15:09 | 1-3 | .333 | 1-1 | 1.000 | 1-4 | .250 | 1 | 0 | 1 | 2.5 | 1 | 1 | 2 | 0 | 1 | 4 | 5.0 | |
| Middle Tenn. | 02/10/2022 | | 20:22 | 1-4 | .250 | 0-1 | .000 | 0-0 | .000 | 0 | 1 | 1 | 2.4 | 1 | 1 | 2 | 0 | 1 | 2 | 4.9 | |
| at UAB | 02/13/2022 | | 18:30 | 2-3 | .667 | 2-2 | 1.000 | 0-0 | .000 | 0 | 0 | 0 | 2.3 | 2 | 1 | 1 | 0 | 0 | 6 | 5.0 | |
| Marshall | 02/17/2022 | | 13:06 | 0-3 | .000 | 0-2 | .000 | 0-0 | .000 | 2 | 1 | 3 | 2.4 | 2 | 0 | 0 | 0 | 0 | 0 | 4.8 | |
| Western Ky. | 02/19/2022 | | 16:42 | 0-6 | .000 | 0-3 | .000 | 2-2 | 1.000 | 3 | 2 | 5 | 2.5 | 2 | 2 | 1 | 0 | 2 | 2 | 4.7 | |
| at Fla. Atlantic | 02/24/2022 | | 15:58 | 0-6 | .000 | 0-2 | .000 | 0-0 | .000 | 0 | 2 | 2 | 2.4 | 1 | 0 | 1 | 2 | 0 | 0 | 4.5 | |
| at FIU | 02/26/2022 | | 24:33 | 1-4 | .250 | 0-1 | .000 | 0-0 | .000 | 1 | 0 | 1 | 2.4 | 2 | 3 | 0 | 1 | 2 | 2 | 4.4 | |
| Louisiana Tech | 03/02/2022 | | 20:31 | 0-2 | .000 | 0-0 | .000 | 0-0 | .000 | 2 | 0 | 2 | 2.4 | 0 | 1 | 0 | 0 | 1 | 0 | 4.2 | |
| Totals | | | 13 | 642:57 | 47-138 | .341 | 14-51 | .275 | 15-25 | .600 | 32 | 37 | 69 | 2.4 | 57 | 45 | 45 | 12 | 45 | 123 | 4.2 |

CAREER STATISTICS

| SEASON | TEAM | GP-GS | MIN/AVG | Field Goals | | 3-Point | | F-Throws | | Rebounds | | | | Scoring | | | | | | |
|--------------|------|--------------|-----------------|---------------|-------------|--------------|-------------|--------------|-------------|-----------|-----------|-----------|------------|-------------|-----------|-----------|-----------|-----------|------------|------------|
| | | | | FG-FGA | FG% | 3FG-3FGA | 3FG% | FT-FTA | FT% | OFF | DEF | TOT | AVG | PF-FO | A | TO | BLK | STL | PTS | AVG |
| 2021-22 | ODU | 29-13 | 643/22.2 | 47-138 | .341 | 14-51 | .275 | 15-25 | .600 | 32 | 37 | 69 | 2.4 | 57-1 | 45 | 45 | 12 | 45 | 123 | 4.2 |
| TOTAL | | 29-13 | 643/22.2 | 47-138 | .341 | 14-51 | .275 | 15-25 | .600 | 32 | 37 | 69 | 2.4 | 57-1 | 45 | 45 | 12 | 45 | 123 | 4.2 |



#12 BRIANNA JACKSON

6-3 | JUNIOR | FORWARD | VIRGINIA BEACH, VA. | PRINCESS ANNE | MIAMI (FLA.)

PLAYER NOTES

- Third in C-USA and 67th nationally with 43 blocked shots. Fourth in the conference blocks per game (1.48).
- Matched a career high with 15 points vs. LA Tech. Also made a personal best seven free throws.
- Blocked three shots at Marshall alongside a game high 15 points. Now has seven games with three blocks this season.
- Scored a career high 15 points vs. Rice on 6-of-11 shooting. Also had seven boards and two blocks.
- Set a new career high with 12 rebounds at UTSA. Narrowly missed a double-double with eight points.
- Scored in double figures in back-to-back games vs. App State (10) and Temple (11).
- Played a season-high 22 minutes against Saint Joseph's. Tallied seven points and five rebounds with two steals (season high) and one block.

CAREER HIGHS

PTS: 15 (3x), last: LA Tech - 3/2/22
RBS: 12 (2x), last: North Texas - 1/22/22
AST: 2 (4x), last: LA Tech - 3/2/22
STL: 4, NC State - 2/20/20*
BLK: 5, Florida State - 1/26/20*
MIN: 32, Florida State - 1/26/20*
FG: 6 (4x), last: Marshall - 2/3/22
FGA: 13, Florida State - 1/5/20*
3FG: 1, Jackson State - 11/10/19*
3FGA: 2, Jackson State - 11/10/19*
FT: 7, LA Tech - 3/2/22
FTA: 7 (3x), last: LA Tech - 3/2/22
 *at previous school

SEASON HIGHS

PTS: 15 (3x), last: LA Tech - 3/2/22
RBS: 12 (2x), last: North Texas - 1/22/22
AST: 2, LA Tech - 3/2/22
STL: 3 (2x), last: UAB - 2/12/22
BLK: 3 (7x), last: UAB - 2/12/22
MIN: 29, North Texas - 1/22/22
FG: 6 (2x), last: Marshall - 2/3/22
FGA: 11, Rice - 1/20/22
3FG: ---
3FGA: 1 (2x), last: LA Tech - 3/2/22
FT: 7, LA Tech - 3/2/22
FTA: 7 (2x), last: LA Tech - 3/2/22

2021-22 GAME-BY-GAME

| Opponent | Date | GS | MIN | Total | | 3-Pointers | | Free throws | | Rebounds | | | | PF A TO BLK STL PTS AVG | | | | | | | |
|--------------------|------------|----|-----------|---------------|---------------|-------------|------------|-------------|--------------|-------------|-----------|-----------|------------|-------------------------|-----------|----------|-----------|-----------|-----------|------------|------------|
| | | | | FG-FGA | PCT | 3FG-3FGA | PCT | FT-FTA | PCT | OFF | DEF | TOT | AVG | PF | A | TO | BLK | STL | PTS | AVG | |
| South Carolina St. | 11/09/2021 | | 05:32 | 1-2 | .500 | 0-0 | .000 | 0-0 | .000 | 1 | 0 | 1 | 1.0 | 0 | 0 | 1 | 1 | 0 | 2 | 2.0 | |
| Auburn | 11/14/2021 | | 07:50 | 1-2 | .500 | 0-0 | .000 | 0-1 | .000 | 1 | 4 | 5 | 3.0 | 2 | 0 | 2 | 3 | 0 | 2 | 2.0 | |
| George Washington | 11/18/2021 | | 14:57 | 4-9 | .444 | 0-1 | .000 | 0-1 | .000 | 2 | 2 | 4 | 3.3 | 2 | 0 | 1 | 3 | 0 | 8 | 4.0 | |
| at VCU | 11/21/2021 | * | 20:02 | 2-4 | .500 | 0-0 | .000 | 0-0 | .000 | 3 | 3 | 6 | 4.0 | 4 | 0 | 3 | 0 | 0 | 4 | 4.0 | |
| vs Saint Joseph's | 11/26/2021 | * | 22:29 | 3-6 | .500 | 0-0 | .000 | 1-1 | 1.000 | 1 | 4 | 5 | 4.2 | 4 | 1 | 1 | 1 | 2 | 7 | 4.6 | |
| vs Texas Tech | 11/27/2021 | * | 22:21 | 0-4 | .000 | 0-0 | .000 | 2-2 | 1.000 | 1 | 1 | 2 | 3.8 | 4 | 1 | 4 | 0 | 0 | 2 | 4.2 | |
| vs Stetson | 11/28/2021 | * | 15:02 | 1-2 | .500 | 0-0 | .000 | 2-2 | 1.000 | 1 | 1 | 2 | 3.6 | 1 | 0 | 1 | 2 | 0 | 4 | 4.1 | |
| at William & Mary | 12/05/2021 | | 13:01 | 2-4 | .500 | 0-0 | .000 | 0-0 | .000 | 2 | 2 | 4 | 3.6 | 3 | 0 | 3 | 1 | 1 | 4 | 4.1 | |
| Bowie St. | 12/08/2021 | | 13:36 | 3-5 | .600 | 0-0 | .000 | 1-3 | .333 | 2 | 1 | 3 | 3.6 | 2 | 1 | 0 | 3 | 0 | 7 | 4.4 | |
| Norfolk St. | 12/12/2021 | | 16:40 | 2-4 | .500 | 0-0 | .000 | 3-5 | .600 | 1 | 4 | 5 | 3.7 | 5 | 0 | 5 | 1 | 0 | 7 | 4.7 | |
| at Appalachian St. | 12/18/2021 | | 18:03 | 5-7 | .714 | 0-0 | .000 | 0-0 | .000 | 2 | 6 | 8 | 4.1 | 2 | 0 | 2 | 2 | 1 | 10 | 5.2 | |
| at Temple | 12/22/2021 | | 17:13 | 5-8 | .625 | 0-0 | .000 | 1-4 | .250 | 3 | 2 | 5 | 4.2 | 4 | 0 | 1 | 3 | 1 | 11 | 5.7 | |
| at UTSA | 01/13/2022 | | 22:02 | 2-6 | .333 | 0-0 | .000 | 4-7 | .571 | 5 | 7 | 12 | 4.8 | 2 | 0 | 1 | 2 | 0 | 8 | 5.8 | |
| at UTEP | 01/15/2022 | | 25:47 | 2-3 | .667 | 0-0 | .000 | 3-4 | .750 | 1 | 1 | 2 | 4.6 | 3 | 0 | 1 | 1 | 1 | 7 | 5.9 | |
| Fla. Atlantic | 01/17/2022 | * | 16:44 | 0-3 | .000 | 0-0 | .000 | 0-0 | .000 | 1 | 0 | 1 | 4.3 | 2 | 0 | 0 | 0 | 0 | 5.5 | | |
| Rice | 01/20/2022 | * | 24:56 | 6-11 | .545 | 0-0 | .000 | 3-5 | .600 | 3 | 4 | 7 | 4.5 | 4 | 0 | 1 | 2 | 1 | 15 | 6.1 | |
| North Texas | 01/22/2022 | * | 28:14 | 4-8 | .500 | 0-0 | .000 | 0-1 | .000 | 4 | 8 | 12 | 4.9 | 4 | 0 | 2 | 2 | 0 | 8 | 6.2 | |
| Charlotte | 01/26/2022 | * | 22:23 | 5-9 | .556 | 0-0 | .000 | 1-2 | .500 | 2 | 3 | 5 | 4.9 | 4 | 0 | 0 | 1 | 3 | 11 | 6.5 | |
| at Charlotte | 01/29/2022 | * | 26:42 | 2-4 | .500 | 0-0 | .000 | 1-2 | .500 | 2 | 9 | 11 | 5.3 | 4 | 1 | 1 | 3 | 1 | 5 | 6.4 | |
| at Marshall | 02/03/2022 | * | 26:55 | 6-10 | .600 | 0-0 | .000 | 3-4 | .750 | 7 | 2 | 9 | 5.5 | 3 | 0 | 3 | 3 | 0 | 15 | 6.9 | |
| at Western Ky. | 02/05/2022 | * | 08:34 | 1-2 | .500 | 0-0 | .000 | 0-0 | .000 | 1 | 2 | 3 | 5.3 | 3 | 0 | 0 | 1 | 0 | 2 | 6.6 | |
| FIU | 02/07/2022 | * | 22:32 | 3-4 | .750 | 0-0 | .000 | 2-2 | 1.000 | 2 | 2 | 4 | 5.3 | 4 | 1 | 3 | 1 | 1 | 8 | 6.7 | |
| Middle Tenn. | 02/10/2022 | * | 20:33 | 3-7 | .429 | 0-0 | .000 | 3-4 | .750 | 0 | 2 | 2 | 5.1 | 4 | 0 | 2 | 1 | 0 | 9 | 6.8 | |
| at UAB | 02/13/2022 | * | 26:07 | 3-8 | .375 | 0-0 | .000 | 2-2 | 1.000 | 3 | 4 | 7 | 5.2 | 5 | 0 | 2 | 3 | 3 | 8 | 6.8 | |
| Marshall | 02/17/2022 | * | 25:00 | 4-10 | .400 | 0-0 | .000 | 2-2 | 1.000 | 2 | 2 | 4 | 5.2 | 2 | 1 | 4 | 1 | 1 | 10 | 7.0 | |
| Western Ky. | 02/19/2022 | * | 11:04 | 1-3 | .333 | 0-0 | .000 | 1-1 | 1.000 | 2 | 2 | 4 | 5.1 | 2 | 0 | 0 | 1 | 1 | 3 | 6.8 | |
| at Fla. Atlantic | 02/24/2022 | * | 23:18 | 3-6 | .500 | 0-0 | .000 | 1-2 | .500 | 1 | 3 | 4 | 5.1 | 4 | 0 | 0 | 1 | 2 | 7 | 6.8 | |
| at FIU | 02/26/2022 | | 13:28 | 2-5 | .400 | 0-0 | .000 | 0-1 | .000 | 2 | 2 | 4 | 5.0 | 3 | 1 | 1 | 0 | 1 | 4 | 6.7 | |
| Louisiana Tech | 03/02/2022 | | 25:01 | 4-9 | .444 | 0-1 | .000 | 7-7 | 1.000 | 1 | 3 | 4 | 5.0 | 4 | 2 | 0 | 0 | 2 | 15 | 7.0 | |
| Totals | | | 16 | 556:05 | 80-165 | .485 | 0-2 | .000 | 43-65 | .662 | 59 | 86 | 145 | 5.0 | 90 | 9 | 45 | 43 | 22 | 203 | 7.0 |

CAREER STATISTICS

| SEASON | TEAM | GP-GS | MIN/AVG | Field Goals | | 3-Point | | F-Throws | | Rebounds | | | | Scoring | | | | | | |
|----------------------|-------|--------------|------------------|----------------|-------------|-------------|-------------|---------------|-------------|------------|------------|------------|------------|--------------|-----------|-----------|-----------|-----------|------------|------------|
| | | | | FG-FGA | FG% | 3FG-3FGA | 3FG% | FT-FTA | FT% | OFF | DEF | TOT | AVG | PF-FO | A | TO | BLK | STL | PTS | AVG |
| 2019-20 | Miami | 30-16 | 507/16.9 | 56-112 | .500 | 1-6 | .167 | 33-52 | .635 | 46 | 90 | 136 | 4.5 | 83-4 | 10 | 27 | 39 | 30 | 146 | 4.9 |
| 2020-21 | Miami | 10-4 | 84/8.4 | 11-24 | .458 | 0-3 | .000 | 13-14 | .929 | 10 | 16 | 26 | 2.6 | 15-0 | 2 | 5 | 4 | 4 | 35 | 3.5 |
| 2021-22 | ODU | 29-16 | 556/19.2 | 80-165 | .485 | 0-2 | .000 | 43-65 | .662 | 59 | 86 | 145 | 5.0 | 90-2 | 9 | 45 | 43 | 22 | 203 | 7.0 |
| TOTAL FOR ODU | | 29-16 | 556/19.2 | 80-165 | .485 | 0-2 | .000 | 43-65 | .662 | 59 | 86 | 145 | 5.0 | 90-2 | 9 | 45 | 43 | 22 | 203 | 7.0 |
| TOTAL | | 69-36 | 1147/16.6 | 147-301 | .488 | 1-11 | .091 | 89-131 | .679 | 115 | 192 | 307 | 4.4 | 188-6 | 21 | 77 | 86 | 56 | 384 | 5.6 |



#14 AJAH WAYNE

5-10 | SENIOR | GUARD/FORWARD | BIRMINGHAM, ALA. | RAMSAY

PLAYER NOTES

- Seventh in C-USA free throw attempts (127) and makes (90).
- 49th among active DI players in career free throw attempts (485).
- Netted 24 points in the win at W&M. Scored 21 at App State, 22 vs. Florida Atlantic and 23 vs. Marshall. Now has 15 career 20-point games.
- Scored her 1,000th career point vs. Saint Joseph's. Currently 24th in all-time scoring at ODU (1,305).
- Led ODU with 17 points vs. Texas Tech and hit a season-high three 3-pointers.
- A Preseason All-Conference USA honoree.
- Had her first double-double of the season vs. Auburn with 19 points and 11 boards. Now has 19 career double-doubles. Shot 8-of-9 from the charity stripe.

CAREER HIGHS

PTS: 35, Auburn - 11/14/19
RBS: 16, Cincinnati - 11/12/18
AST: 7, Florida Atlantic - 1/10/19
STL: 6, Jacksonville - 11/24/18
BLK: 2 (8x), last: FIU - 2/7/22
MIN: 43, vs. Charlotte - 3/11/21
FG: 14, Auburn - 11/14/19
FGA: 22, Rice - 3/12/21
3FG: 6, Auburn - 11/14/19
3FGA: 9, Marshall - 3/2/19
FT: 14, Cincinnati - 11/12/18
FTA: 20, Cincinnati - 11/12/18

SEASON HIGHS

PTS: 24, William & Mary - 12/5/21
RBS: 11 (2x), last: Temple - 12/22/21
AST: 4 (2x), last: Saint Joseph's - 11/26/21
STL: 4, Middle Tennessee - 2/10/22
BLK: 2 (4x), last: FIU - 2/7/22
MIN: 36 (4x), last: Marshall - 2/17/22
FG: 9 (2x), last: FIU - 2/26/22
FGA: 18 (2x), last: Marshall - 2/17/22
3FG: 3 (3x), last: Appalachian State - 12/18/21
3FGA: 6 (3x), last: UTSA - 1/13/22
FT: 9, William & Mary - 12/5/21
FTA: 12, William & Mary - 12/5/21

2021-22 GAME-BY-GAME

| Opponent | Date | GS | MIN | Total | | 3-Pointers | | Free throws | | Rebounds | | | | PF | A | TO | BLK | STL | PTS | AVG | |
|--------------------|------------|----|-----------|---------------|----------------|-------------|--------------|-------------|---------------|-------------|-----------|-----------|------------|------------|-----------|-----------|-----------|-----------|-----------|------------|-------------|
| | | | | FG-FGA | PCT | 3FG-3FGA | PCT | FT-FTA | PCT | OFF | DEF | TOT | AVG | | | | | | | | |
| South Carolina St. | 11/09/2021 | * | 26:39 | 4-13 | .308 | 1-4 | .250 | 6-6 | 1.000 | 4 | 3 | 7 | 7.0 | 1 | 1 | 1 | 1 | 2 | 15 | 15.0 | |
| Auburn | 11/14/2021 | * | 35:50 | 5-18 | .278 | 1-6 | .167 | 8-9 | .889 | 2 | 9 | 11 | 9.0 | 1 | 2 | 0 | 1 | 1 | 19 | 17.0 | |
| George Washington | 11/18/2021 | * | 30:18 | 4-10 | .400 | 1-3 | .333 | 3-4 | .750 | 4 | 1 | 5 | 7.7 | 0 | 4 | 1 | 0 | 1 | 12 | 15.3 | |
| at VCU | 11/21/2021 | * | 31:02 | 4-10 | .400 | 0-1 | .000 | 5-7 | .714 | 4 | 0 | 4 | 6.8 | 0 | 0 | 3 | 0 | 1 | 13 | 14.8 | |
| vs Saint Joseph's | 11/26/2021 | * | 35:47 | 5-15 | .333 | 0-1 | .000 | 2-3 | .667 | 7 | 2 | 9 | 7.2 | 0 | 4 | 2 | 1 | 1 | 12 | 14.2 | |
| vs Texas Tech | 11/27/2021 | * | 30:38 | 7-13 | .538 | 3-6 | .500 | 0-0 | .000 | 3 | 4 | 7 | 7.2 | 4 | 0 | 1 | 0 | 3 | 17 | 14.7 | |
| vs Stetson | 11/28/2021 | * | 25:36 | 2-4 | .500 | 0-1 | .000 | 3-6 | .500 | 0 | 4 | 4 | 6.7 | 3 | 2 | 2 | 0 | 2 | 7 | 13.6 | |
| at William & Mary | 12/05/2021 | * | 29:18 | 7-13 | .538 | 1-2 | .500 | 9-12 | .750 | 3 | 3 | 6 | 6.6 | 2 | 2 | 1 | 0 | 3 | 24 | 14.9 | |
| Bowie St. | 12/08/2021 | * | 16:16 | 3-4 | .750 | 3-3 | 1.000 | 2-2 | 1.000 | 0 | 1 | 1 | 6.0 | 3 | 2 | 2 | 0 | 2 | 11 | 14.4 | |
| Norfolk St. | 12/12/2021 | * | 27:39 | 6-12 | .500 | 0-3 | .000 | 4-6 | .667 | 3 | 1 | 4 | 5.8 | 2 | 1 | 3 | 2 | 1 | 16 | 14.6 | |
| at Appalachian St. | 12/18/2021 | * | 25:42 | 7-12 | .583 | 3-4 | .750 | 4-4 | 1.000 | 2 | 0 | 2 | 5.5 | 0 | 2 | 1 | 0 | 3 | 21 | 15.2 | |
| at Temple | 12/22/2021 | * | 31:34 | 4-13 | .308 | 1-2 | .500 | 4-7 | .571 | 6 | 5 | 11 | 5.9 | 4 | 2 | 2 | 2 | 2 | 13 | 15.0 | |
| at UTSA | 01/13/2022 | * | 31:33 | 2-6 | .333 | 2-6 | .333 | 3-4 | .750 | 0 | 6 | 6 | 5.9 | 3 | 3 | 3 | 2 | 2 | 9 | 14.5 | |
| at UTEP | 01/15/2022 | * | 25:18 | 3-8 | .375 | 0-0 | .000 | 0-3 | .000 | 2 | 5 | 7 | 6.0 | 2 | 0 | 2 | 0 | 2 | 6 | 13.9 | |
| Fla. Atlantic | 01/17/2022 | * | 33:00 | 8-16 | .500 | 0-4 | .000 | 6-6 | 1.000 | 6 | 2 | 8 | 6.1 | 0 | 0 | 2 | 0 | 1 | 22 | 14.5 | |
| Rice | 01/20/2022 | * | 29:01 | 7-14 | .500 | 0-0 | .000 | 2-2 | 1.000 | 4 | 4 | 8 | 6.3 | 1 | 1 | 2 | 0 | 0 | 16 | 14.6 | |
| North Texas | 01/22/2022 | * | 25:31 | 3-9 | .333 | 0-0 | .000 | 2-4 | .500 | 4 | 4 | 8 | 6.4 | 3 | 3 | 2 | 1 | 3 | 8 | 14.2 | |
| Charlotte | 01/26/2022 | * | 34:30 | 2-8 | .250 | 0-3 | .000 | 4-6 | .667 | 1 | 2 | 3 | 6.2 | 3 | 0 | 4 | 0 | 1 | 8 | 13.8 | |
| at Charlotte | 01/29/2022 | * | 35:39 | 5-14 | .357 | 0-3 | .000 | 3-4 | .750 | 2 | 2 | 4 | 6.1 | 2 | 3 | 2 | 1 | 0 | 13 | 13.8 | |
| at Marshall | 02/03/2022 | * | 30:41 | 1-5 | .200 | 0-0 | .000 | 4-8 | .500 | 0 | 5 | 5 | 6.0 | 3 | 2 | 2 | 0 | 1 | 6 | 13.4 | |
| at Western Ky. | 02/05/2022 | * | 31:46 | 4-12 | .333 | 0-2 | .000 | 1-4 | .250 | 2 | 3 | 5 | 6.0 | 1 | 3 | 1 | 1 | 1 | 9 | 13.2 | |
| FIU | 02/07/2022 | * | 27:57 | 6-15 | .400 | 1-2 | .500 | 2-4 | .500 | 3 | 3 | 6 | 6.0 | 2 | 2 | 2 | 2 | 0 | 15 | 13.3 | |
| Middle Tenn. | 02/10/2022 | * | 32:32 | 4-7 | .571 | 1-2 | .500 | 2-2 | 1.000 | 0 | 6 | 6 | 6.0 | 0 | 3 | 6 | 0 | 4 | 11 | 13.2 | |
| at UAB | 02/13/2022 | * | 25:53 | 4-10 | .400 | 2-4 | .500 | 3-4 | .750 | 0 | 4 | 4 | 5.9 | 4 | 1 | 0 | 1 | 2 | 13 | 13.2 | |
| Marshall | 02/17/2022 | * | 36:26 | 9-18 | .500 | 0-3 | .000 | 5-6 | .833 | 4 | 4 | 8 | 6.0 | 2 | 1 | 5 | 0 | 2 | 23 | 13.6 | |
| Western Ky. | 02/19/2022 | * | 23:25 | 2-10 | .200 | 0-3 | .000 | 3-4 | .750 | 1 | 2 | 3 | 5.8 | 3 | 1 | 3 | 1 | 2 | 7 | 13.3 | |
| at FIU | 02/26/2022 | * | 29:31 | 9-14 | .643 | 1-3 | .333 | 0-0 | .000 | 2 | 7 | 9 | 6.0 | 5 | 2 | 0 | 0 | 0 | 19 | 13.5 | |
| Louisiana Tech | 03/02/2022 | * | 15:57 | 1-5 | .200 | 0-1 | .000 | 0-0 | .000 | 0 | 0 | 0 | 5.8 | 1 | 0 | 2 | 0 | 0 | 2 | 13.1 | |
| Totals | | | 28 | 814:57 | 128-308 | .416 | 21-72 | .292 | 90-127 | .709 | 69 | 92 | 161 | 5.8 | 55 | 47 | 57 | 16 | 43 | 367 | 13.1 |

CAREER STATISTICS

| SEASON | TEAM | GP-GS | MIN/AVG | Field Goals | | 3-Point | | F-Throws | | Rebounds | | | | Scoring | | | | | | |
|--------------|------|----------------|------------------|-----------------|-------------|---------------|-------------|----------------|-------------|------------|------------|------------|------------|--------------|------------|------------|-----------|------------|-------------|-------------|
| | | | | FG-FGA | FG% | 3FG-3FGA | 3FG% | FT-FTA | FT% | OFF | DEF | TOT | AVG | PF-FO | A | TO | BLK | STL | PTS | AVG |
| 2018-19 | ODU | 31-30 | 898/29.0 | 125-349 | .358 | 18-74 | .243 | 101-154 | .656 | 82 | 163 | 245 | 7.9 | 81-2 | 65 | 59 | 10 | 53 | 369 | 11.9 |
| 2019-20 | ODU | 27-27 | 720/26.7 | 110-287 | .383 | 15-70 | .214 | 55-91 | .604 | 57 | 128 | 185 | 6.9 | 52-1 | 33 | 54 | 5 | 30 | 290 | 10.7 |
| 2020-21 | ODU | 18-17 | 563/31.3 | 105-198 | .530 | 8-37 | .216 | 61-113 | .540 | 69 | 106 | 175 | 9.7 | 45-1 | 33 | 50 | 3 | 33 | 279 | 15.5 |
| 2021-22 | ODU | 28-28 | 815/29.1 | 128-308 | .416 | 21-72 | .292 | 90-127 | .709 | 69 | 92 | 161 | 5.8 | 55-1 | 47 | 57 | 16 | 43 | 367 | 13.1 |
| TOTAL | | 104-102 | 2996/28.8 | 468-1142 | .410 | 62-253 | .245 | 307-485 | .633 | 277 | 489 | 766 | 7.4 | 233-5 | 178 | 220 | 34 | 159 | 1305 | 12.5 |



#20 MAGGIE ROBINSON

6-0 | GRADUATE | FORWARD | MOBILE, ALA. | SHELTON STATE CC | W.P. DAVISON

PLAYER NOTES

- Started all 24 games for ODU last season. Was fifth on the team in rebounding (5.2) and shot a team-best .367 from deep. Notched a career-high with 19 points vs. Rice on Jan. 16.
- Redshirted the 2019-20 campaign while recovering from a torn ACL suffered prior to the season.
- Played in all 32 games and made 31 starts in her first season at ODU in 2018-19 and averaged 7.1 points and 4.1 rebounds. Scored 17 against No. 13 NC State. Sank the go-ahead 3-pointer with 1:05 remaining in overtime in the Monarchs' win at Cincinnati.
- Made back-to-back NJCAA Final Fours with Shelton State CC. Averaged 12 points and 7.5 rebounds in 2017-18 while leading the conference in shooting percentage, free throw percentage and rebounding. Named to the NJCAA All-Tournament Team.

CAREER HIGHS

- PTS:** 19, Rice - 1/16/21
- RBS:** 11, Cincinnati - 11/12/18
- AST:** 4, Charlotte - 2/23/19
- STL:** 4, Charlotte - 2/13/21
- BLK:** 3, UAB - 2/19/21
- MIN:** 46, Charlotte - 3/11/21
- FG:** 8, Marshall - 2/5/21
- FGA:** 15, Charlotte - 2/16/19
- 3FG:** 4, Charlotte - 2/16/19
- 3FGA:** 13, Charlotte - 2/16/19
- FT:** 5, William & Mary - 12/8/18
- FTA:** 8, William & Mary - 12/8/18

CAREER STATISTICS

| SEASON | TEAM | GP-GS | MIN/AVG | Field Goals | | 3-Point | | F-Throws | | Rebounds | | | | Scoring | | | | | | |
|--------------|------|--------------|------------------|----------------|-------------|---------------|-------------|--------------|-------------|-----------|------------|------------|------------|--------------|-----------|-----------|-----------|-----------|------------|------------|
| | | | | FG-FGA | FG% | 3FG-3FGA | 3FG% | FT-FTA | FT% | OFF | DEF | TOT | AVG | PF-FO | A | TO | BLK | STL | PTS | AVG |
| 2018-19 | ODU | 32-31 | 792/24.8 | 77-230 | .335 | 40-149 | .268 | 32-46 | .696 | 48 | 84 | 132 | 4.1 | 71-0 | 31 | 41 | 6 | 18 | 226 | 7.1 |
| 2020-21 | ODU | 24-24 | 719/30.0 | 74-169 | .438 | 22-60 | .367 | 19-24 | .792 | 46 | 78 | 124 | 5.2 | 55-3 | 23 | 25 | 12 | 15 | 189 | 7.9 |
| TOTAL | | 56-55 | 1511/27.0 | 151-399 | .378 | 62-209 | .297 | 51-70 | .729 | 94 | 162 | 256 | 4.6 | 126-3 | 54 | 66 | 18 | 33 | 415 | 7.4 |



#23 AMARI YOUNG

5-11 | SENIOR | FORWARD | NORTH AUGUSTA, S.C. | NORTH AUGUSTA

PLAYER NOTES

- Ranks 46th among active Division I players with 864 career rebounds.
- A Preseason All-Conference USA honoree.
- Fell one rebound shy of a double-double with 12 points and 9 boards at FIU.
- Matched a season high with three assists vs. WKU. Also had 12 points on 6-of-10 shooting.
- Had a season-high 15 points alongside nine rebounds vs. FIU.
- Notched her first double-double of the season with 10 points and 10 rebounds at Charlotte.
- Scored her 1,000th point vs. Florida Atlantic on Jan. 17. Now 28th in scoring at ODU with 1,137 points.
- Set a season high with three blocks at UTSA.

CAREER HIGHS

PTS: 31, Charlotte - 3/11/21
RBS: 24 (2x), last: WKU - 3/5/21
AST: 5, Charlotte - 3/11/21
STL: 5 (5x), last: William & Mary - 12/5/21
BLK: 4, William & Mary - 12/5/19
MIN: 48, Charlotte - 3/11/21
FG: 15, Charlotte - 3/11/21
FGA: 29, Charlotte - 3/11/21
3FG: 1, 7x last vs. Rice - 3/7/20
3FGA: 2, 6x last vs. Rice - 3/7/20
FT: 10, Campbell - 11/8/19
FTA: 12, Campbell - 11/8/19

SEASON HIGHS

PTS: 15 (2x), last: UAB - 2/12/22
RBS: 12 (2x), last: Charlotte - 1/26/22
AST: 3 (3x), last: WKU - 2/19/22
STL: 5, William & Mary - 12/5/21
BLK: 3, UTSA - 1/13/22
MIN: 36, Florida Atlantic - 1/17/22
FG: 7, FIU - 2/7/22
FGA: 13, FIU - 2/7/22
3FG: ---
3FGA: ---
FT: 4 (2x), last: UTEP - 1/15/22
FTA: 7 (2x), last: UAB - 2/12/22

2021-22 GAME-BY-GAME

| Opponent | Date | GS | MIN | Total | | 3-Pointers | | Free throws | | Rebounds | | | | PF | A | TO | BLK | STL | PTS | AVG | |
|--------------------|------------|----|-----------|---------------|----------------|-------------|------------|-------------|--------------|-------------|-----------|------------|------------|------------|-----------|-----------|-----------|-----------|-----------|------------|------------|
| | | | | FG-FGA | PCT | 3FG-3FGA | PCT | FT-FTA | PCT | OFF | DEF | TOT | AVG | | | | | | | | |
| South Carolina St. | 11/09/2021 | * | 20:53 | 5-9 | .556 | 0-0 | .000 | 1-3 | .333 | 3 | 3 | 6 | 6.0 | 2 | 0 | 2 | 0 | 2 | 11 | 11.0 | |
| Auburn | 11/14/2021 | * | 33:19 | 3-7 | .429 | 0-0 | .000 | 4-6 | .667 | 2 | 6 | 8 | 7.0 | 4 | 0 | 2 | 1 | 1 | 10 | 10.5 | |
| George Washington | 11/18/2021 | * | 29:14 | 4-8 | .500 | 0-0 | .000 | 0-6 | .000 | 8 | 4 | 12 | 8.7 | 2 | 0 | 2 | 1 | 1 | 8 | 9.7 | |
| at VCU | 11/21/2021 | * | 34:54 | 4-6 | .667 | 0-0 | .000 | 2-4 | .500 | 3 | 3 | 6 | 8.0 | 3 | 2 | 5 | 1 | 2 | 10 | 9.8 | |
| vs Saint Joseph's | 11/26/2021 | * | 29:24 | 4-8 | .500 | 0-0 | .000 | 2-4 | .500 | 2 | 3 | 5 | 7.4 | 3 | 0 | 1 | 0 | 0 | 10 | 9.8 | |
| vs Texas Tech | 11/27/2021 | * | 25:20 | 3-8 | .375 | 0-0 | .000 | 0-3 | .000 | 3 | 1 | 4 | 6.8 | 2 | 0 | 1 | 2 | 1 | 6 | 9.2 | |
| vs Stetson | 11/28/2021 | * | 19:02 | 3-6 | .500 | 0-0 | .000 | 2-5 | .400 | 0 | 3 | 3 | 6.3 | 3 | 0 | 0 | 1 | 0 | 8 | 9.0 | |
| at William & Mary | 12/05/2021 | * | 27:53 | 2-3 | .667 | 0-0 | .000 | 0-2 | .000 | 0 | 5 | 5 | 6.1 | 0 | 1 | 4 | 0 | 5 | 4 | 8.4 | |
| Bowie St. | 12/08/2021 | * | 15:10 | 5-6 | .833 | 0-0 | .000 | 1-2 | .500 | 3 | 2 | 5 | 6.0 | 0 | 0 | 0 | 0 | 2 | 11 | 8.7 | |
| Norfolk St. | 12/12/2021 | * | 22:07 | 4-4 | 1.000 | 0-0 | .000 | 2-4 | .500 | 3 | 2 | 5 | 5.9 | 0 | 0 | 5 | 1 | 2 | 10 | 8.8 | |
| at Appalachian St. | 12/18/2021 | * | 17:49 | 2-4 | .500 | 0-0 | .000 | 1-2 | .500 | 0 | 2 | 2 | 5.5 | 1 | 3 | 0 | 2 | 0 | 5 | 8.5 | |
| at Temple | 12/22/2021 | * | 28:42 | 4-10 | .400 | 0-0 | .000 | 0-2 | .000 | 3 | 2 | 5 | 5.5 | 3 | 0 | 2 | 1 | 3 | 8 | 8.4 | |
| at UTSA | 01/13/2022 | * | 19:18 | 3-6 | .500 | 0-0 | .000 | 1-1 | 1.000 | 1 | 3 | 4 | 5.4 | 4 | 0 | 3 | 3 | 1 | 7 | 8.3 | |
| at UTEP | 01/15/2022 | * | 31:59 | 1-5 | .200 | 0-0 | .000 | 4-7 | .571 | 1 | 2 | 3 | 5.2 | 3 | 0 | 2 | 1 | 1 | 6 | 8.1 | |
| Fla. Atlantic | 01/17/2022 | * | 36:20 | 4-9 | .444 | 0-0 | .000 | 3-6 | .500 | 3 | 3 | 6 | 5.3 | 4 | 3 | 1 | 2 | 3 | 11 | 8.3 | |
| Rice | 01/20/2022 | * | 31:06 | 5-8 | .625 | 0-0 | .000 | 0-0 | .000 | 1 | 1 | 2 | 5.1 | 1 | 2 | 0 | 0 | 1 | 10 | 8.4 | |
| North Texas | 01/22/2022 | * | 21:07 | 6-10 | .600 | 0-0 | .000 | 1-4 | .250 | 4 | 4 | 8 | 5.2 | 5 | 0 | 3 | 1 | 1 | 13 | 8.7 | |
| Charlotte | 01/26/2022 | * | 33:34 | 3-6 | .500 | 0-0 | .000 | 3-4 | .750 | 6 | 6 | 12 | 5.6 | 2 | 2 | 2 | 0 | 2 | 9 | 8.7 | |
| at Charlotte | 01/29/2022 | * | 28:21 | 4-11 | .364 | 0-0 | .000 | 2-6 | .333 | 3 | 7 | 10 | 5.8 | 1 | 0 | 3 | 1 | 2 | 10 | 8.8 | |
| at Marshall | 02/03/2022 | * | 24:04 | 5-6 | .833 | 0-0 | .000 | 0-0 | .000 | 1 | 3 | 4 | 5.8 | 1 | 0 | 2 | 0 | 3 | 10 | 8.9 | |
| at Western Ky. | 02/05/2022 | * | 28:19 | 3-5 | .600 | 0-0 | .000 | 0-1 | .000 | 2 | 1 | 3 | 5.6 | 3 | 1 | 1 | 1 | 0 | 6 | 8.7 | |
| FIU | 02/07/2022 | * | 27:11 | 7-13 | .538 | 0-0 | .000 | 1-2 | .500 | 2 | 7 | 9 | 5.8 | 4 | 2 | 0 | 0 | 2 | 15 | 9.0 | |
| Middle Tenn. | 02/10/2022 | * | 28:12 | 3-3 | 1.000 | 0-0 | .000 | 1-4 | .250 | 0 | 6 | 6 | 5.8 | 4 | 2 | 2 | 1 | 0 | 7 | 8.9 | |
| at UAB | 02/13/2022 | * | 27:59 | 6-9 | .667 | 0-0 | .000 | 3-7 | .429 | 0 | 2 | 2 | 5.6 | 2 | 0 | 2 | 2 | 1 | 15 | 9.2 | |
| Marshall | 02/17/2022 | * | 28:04 | 1-5 | .200 | 0-0 | .000 | 0-3 | .000 | 1 | 5 | 6 | 5.6 | 2 | 1 | 1 | 0 | 0 | 2 | 8.9 | |
| Western Ky. | 02/19/2022 | * | 27:18 | 6-10 | .600 | 0-0 | .000 | 0-2 | .000 | 1 | 5 | 6 | 5.7 | 2 | 3 | 0 | 1 | 1 | 12 | 9.0 | |
| at Fla. Atlantic | 02/24/2022 | * | 22:47 | 1-2 | .500 | 0-0 | .000 | 0-0 | .000 | 0 | 4 | 4 | 5.6 | 3 | 1 | 1 | 0 | 0 | 2 | 8.7 | |
| at FIU | 02/26/2022 | * | 30:05 | 5-11 | .455 | 0-0 | .000 | 2-2 | 1.000 | 3 | 6 | 9 | 5.7 | 3 | 1 | 4 | 0 | 1 | 12 | 8.9 | |
| Louisiana Tech | 03/02/2022 | * | 20:52 | 2-7 | .286 | 0-0 | .000 | 0-0 | .000 | 0 | 4 | 4 | 5.7 | 3 | 0 | 4 | 0 | 2 | 4 | 8.7 | |
| Totals | | | 29 | 770:24 | 108-205 | .527 | 0-0 | .000 | 36-92 | .391 | 59 | 105 | 164 | 5.7 | 70 | 24 | 55 | 23 | 40 | 252 | 8.7 |

CAREER STATISTICS

| SEASON | TEAM | GP-GS | MIN/AVG | Field Goals | | 3-Point | | F-Throws | | Rebounds | | | | Scoring | | | | | | |
|--------------|------|---------------|------------------|----------------|-------------|-------------|-------------|----------------|-------------|------------|------------|------------|------------|--------------|------------|------------|-----------|------------|-------------|-------------|
| | | | | FG-FGA | FG% | 3FG-3FGA | 3FG% | FT-FTA | FT% | OFF | DEF | TOT | AVG | PF-FO | A | TO | BLK | STL | PTS | AVG |
| 2018-19 | ODU | 32-3 | 726/22.7 | 104-215 | .484 | 6-16 | .375 | 52-102 | .510 | 82 | 127 | 209 | 6.5 | 82-0 | 27 | 45 | 14 | 50 | 266 | 8.3 |
| 2019-20 | ODU | 30-30 | 858/28.6 | 129-289 | .446 | 1-19 | .053 | 60-121 | .496 | 88 | 157 | 245 | 8.2 | 70-1 | 32 | 71 | 24 | 63 | 319 | 10.6 |
| 2020-21 | ODU | 22-22 | 739/33.6 | 128-284 | .451 | 0-1 | .000 | 44-96 | .458 | 80 | 166 | 246 | 11.2 | 65-3 | 39 | 51 | 22 | 45 | 300 | 13.6 |
| 2021-22 | ODU | 29-29 | 770/26.6 | 108-205 | .527 | 0-0 | .000 | 36-92 | .391 | 59 | 105 | 164 | 5.7 | 70-1 | 24 | 55 | 23 | 40 | 252 | 8.7 |
| TOTAL | | 113-84 | 3094/27.4 | 469-993 | .472 | 7-36 | .194 | 192-411 | .467 | 309 | 555 | 864 | 7.6 | 287-5 | 122 | 222 | 83 | 198 | 1137 | 10.1 |



#24 EDEN SAMPLE

5-11 | FRESHMAN | GUARD | GWINNETT, GA. | COLLINS HILL

PLAYER NOTES

- Scored her first collegiate basket vs. Bowie State. Set personal bests with two points, two rebounds, one assist and one steal. Also played a season-high 13 minutes.

- Played in ODU's season opener with S.C. State. Made one free throw in four minutes of action.

- A nominee for the 2021 McDonald's All-American game and an Atlanta Journal-Constitution 6A All-State Second Team player as a senior. Led Collins Hill to a 6A state quarterfinal appearance as a senior. Was her team's leading scorer as a junior with 16.5 points per game. The MVP of the Deep South Classic as both a junior and a senior.

CAREER HIGHS

PTS: 2 (4x), last: WKU - 2/19/22

RBS: 2 (2x), last: Norfolk State - 12/12/21

AST: 1 (2x), last: Appalachian State - 12/18/21

STL: 1, Bowie State - 12/8/21

BLK: 1, Appalachian State - 12/18/21

MIN: 13, Bowie State - 12/8/21

FG: 1 (4x), last: WKU - 2/19/22

FGA: 3 (2x), last: Bowie State - 12/8/21

3FG: ---

3FGA: 3, William & Mary - 12/5/21

FT: 1 (2x), last: Norfolk State - 12/12/21

FTA: 2 (3x), last: Norfolk State - 12/12/21

SEASON HIGHS

PTS: 2 (4x), last: WKU - 2/19/22

RBS: 2 (2x), last: Norfolk State - 12/12/21

AST: 1 (2x), last: Appalachian State - 12/18/21

STL: 1, Bowie State - 12/8/21

BLK: 1, Appalachian State - 12/18/21

MIN: 13, Bowie State - 12/8/21

FG: 1 (4x), last: WKU - 2/19/22

FGA: 3 (2x), last: Bowie State - 12/8/21

3FG: ---

3FGA: 3, William & Mary - 12/5/21

FT: 1 (2x), last: Norfolk State - 12/12/21

FTA: 2 (3x), last: Norfolk State - 12/12/21

2021-22 GAME-BY-GAME

| Opponent | Date | GS | MIN | Total | | 3-Pointers | | Free throws | | Rebounds | | | | PF | A | TO | BLK | STL | PTS | AVG |
|--------------------|------------|----------|--------------|-------------|-------------|------------|-------------|-------------|-------------|----------|----------|----------|------------|----------|----------|----------|----------|----------|-----------|------------|
| | | | | FG-FGA | PCT | 3FG-3FGA | PCT | FT-FTA | PCT | OFF | DEF | TOT | AVG | | | | | | | |
| South Carolina St. | 11/09/2021 | | 03:55 | 0-0 | .000 | 0-0 | .000 | 1-2 | .500 | 0 | 0 | 0 | 0.0 | 0 | 0 | 0 | 0 | 0 | 1 | 1.0 |
| at VCU | 11/21/2021 | | 01:30 | 0-0 | .000 | 0-0 | .000 | 0-0 | .000 | 0 | 0 | 0 | 0.0 | 1 | 0 | 0 | 0 | 0 | 0 | 0.5 |
| at William & Mary | 12/05/2021 | | 04:02 | 0-3 | .000 | 0-3 | .000 | 0-0 | .000 | 0 | 0 | 0 | 0.0 | 1 | 0 | 0 | 0 | 0 | 0 | 0.3 |
| Bowie St. | 12/08/2021 | | 12:54 | 1-3 | .333 | 0-1 | .000 | 0-2 | .000 | 1 | 1 | 2 | 0.5 | 1 | 1 | 0 | 0 | 1 | 2 | 0.8 |
| Norfolk St. | 12/12/2021 | | 03:17 | 0-1 | .000 | 0-0 | .000 | 1-2 | .500 | 2 | 0 | 2 | 0.8 | 1 | 0 | 0 | 0 | 0 | 1 | 0.8 |
| at Appalachian St. | 12/18/2021 | | 04:53 | 1-2 | .500 | 0-1 | .000 | 0-0 | .000 | 0 | 0 | 0 | 0.7 | 0 | 1 | 0 | 1 | 0 | 2 | 1.0 |
| at Marshall | 02/03/2022 | | 01:35 | 0-1 | .000 | 0-1 | .000 | 0-0 | .000 | 0 | 0 | 0 | 0.6 | 0 | 0 | 0 | 0 | 0 | 0 | 0.9 |
| at Western Ky. | 02/05/2022 | | 01:28 | 1-1 | 1.000 | 0-0 | .000 | 0-0 | .000 | 1 | 0 | 1 | 0.6 | 0 | 0 | 1 | 0 | 0 | 2 | 1.0 |
| FIU | 02/07/2022 | | 01:05 | 0-0 | .000 | 0-0 | .000 | 0-0 | .000 | 0 | 0 | 0 | 0.6 | 0 | 0 | 0 | 0 | 0 | 0 | 0.9 |
| Western Ky. | 02/19/2022 | | 02:46 | 1-2 | .500 | 0-1 | .000 | 0-0 | .000 | 0 | 0 | 0 | 0.5 | 0 | 0 | 0 | 0 | 0 | 2 | 1.0 |
| at Fla. Atlantic | 02/24/2022 | | 01:44 | 0-1 | .000 | 0-1 | .000 | 0-0 | .000 | 0 | 0 | 0 | 0.5 | 0 | 0 | 0 | 0 | 0 | 0 | 0.9 |
| at FIU | 02/26/2022 | | 01:08 | 0-0 | .000 | 0-0 | .000 | 0-0 | .000 | 0 | 0 | 0 | 0.4 | 0 | 0 | 0 | 0 | 0 | 0 | 0.8 |
| Totals | | 0 | 40:17 | 4-14 | .286 | 0-8 | .000 | 2-6 | .333 | 4 | 1 | 5 | 0.4 | 4 | 2 | 1 | 1 | 1 | 10 | 0.8 |

CAREER STATISTICS

| SEASON | TEAM | GP-GS | MIN/AVG | Field Goals | | 3-Point | | F-Throws | | Rebounds | | | | Scoring | | | | | | | |
|--------------|------|-------------|---------------|-------------|-------------|------------|-------------|------------|-------------|----------|----------|----------|------------|------------|----------|----------|----------|----------|----------|-----------|------------|
| | | | | FG-FGA | FG% | 3FG-3FGA | 3FG% | FT-FTA | FT% | OFF | DEF | TOT | AVG | PF | FO | A | TO | BLK | STL | PTS | AVG |
| 2021-22 | ODU | 12-0 | 40/3.4 | 4-14 | .286 | 0-8 | .000 | 2-6 | .333 | 4 | 1 | 5 | 0.4 | 4-0 | 2 | 1 | 1 | 1 | 1 | 10 | 0.8 |
| TOTAL | | 12-0 | 40/3.4 | 4-14 | .286 | 0-8 | .000 | 2-6 | .333 | 4 | 1 | 5 | 0.4 | 4-0 | 2 | 1 | 1 | 1 | 1 | 10 | 0.8 |



#25 KALEN NELSON

5-11 | FRESHMAN | GUARD/FORWARD | TULSA, OKLA. | UNION

PLAYER NOTES

- Scored a season-high five points at FIU. Made two shots, including one from behind the arc.
- Beat the buzzer to end the first quarter vs. Middle Tennessee for the first 3-pointer of her career.
- Played a season-high 17 minutes vs. Bowie State, scoring a personal-best four points.
- Scored her first collegiate basket vs. Saint Joseph's.
- Played the most minutes (eight) by an ODU freshman vs. Auburn. Scored her first career point and grabbed two rebounds.
- Played 11 minutes in ODU's season opener vs. S.C. State. Grabbed five rebounds, including a pair of offensive boards.
- Averaged 13.4 points and 5.9 rebounds per game as a senior at Union High School, garnering all-state and All-World honors. Guided Union to the state semifinals in her final season, where it lost to the eventual state champions.

CAREER HIGHS

PTS: 5, FIU - 2/26/22
RBS: 5, S.C. State - 11/9/21
AST: 1 (2x), last: Marshall - 2/17/22
STL: 1 (5x), last: Florida Atlantic - 2/24/22
BLK: 1, WKU - 2/19/22
MIN: 17, Bowie State - 12/8/21
FG: 2, FIU - 2/26/22
FGA: 6, WKU - 2/19/22
3FG: 1 (2x), last: FIU - 2/26/22
3FGA: 2, WKU - 2/19/22
FT: 2 (2x), last: North Texas - 1/22/22
FTA: 2 (3x), last: North Texas - 1/22/22

SEASON HIGHS

PTS: 5, FIU - 2/26/22
RBS: 5, S.C. State - 11/9/21
AST: 1 (2x), last: Marshall - 2/17/22
STL: 1 (5x), last: Florida Atlantic - 2/24/22
BLK: 1, WKU - 2/19/22
MIN: 17, Bowie State - 12/8/21
FG: 2, FIU - 2/26/22
FGA: 6, WKU - 2/19/22
3FG: 1 (2x), last: FIU - 2/26/22
3FGA: 2, WKU - 2/19/22
FT: 2 (2x), last: North Texas - 1/22/22
FTA: 2 (3x), last: North Texas - 1/22/22

2021-22 GAME-BY-GAME

| Opponent | Date | GS | MIN | Total | | 3-Pointers | | Free throws | | Rebounds | | | | PF | A | TO | BLK | STL | PTS | AVG |
|--------------------|------------|----------|---------------|--------------|-------------|------------|-------------|-------------|-------------|-----------|-----------|-----------|------------|-----------|----------|----------|----------|----------|-----------|------------|
| | | | | FG-FGA | PCT | 3FG-3FGA | PCT | FT-FTA | PCT | OFF | DEF | TOT | AVG | | | | | | | |
| South Carolina St. | 11/09/2021 | | 10:57 | 0-2 | .000 | 0-0 | .000 | 0-0 | .000 | 2 | 3 | 5 | 5.0 | 1 | 0 | 0 | 0 | 0 | 0 | 0.0 |
| Auburn | 11/14/2021 | | 07:46 | 0-1 | .000 | 0-0 | .000 | 1-2 | .500 | 1 | 1 | 2 | 3.5 | 0 | 0 | 0 | 0 | 0 | 1 | 0.5 |
| George Washington | 11/18/2021 | | 02:21 | 0-0 | .000 | 0-0 | .000 | 0-0 | .000 | 0 | 0 | 0 | 2.3 | 0 | 0 | 0 | 0 | 0 | 0 | 0.3 |
| at VCU | 11/21/2021 | | 01:30 | 0-1 | .000 | 0-0 | .000 | 0-0 | .000 | 0 | 1 | 1 | 2.0 | 0 | 0 | 0 | 0 | 0 | 0 | 0.3 |
| vs Saint Joseph's | 11/26/2021 | | 07:17 | 1-1 | 1.000 | 0-0 | .000 | 0-0 | .000 | 1 | 1 | 2 | 2.0 | 0 | 0 | 0 | 0 | 0 | 2 | 0.6 |
| vs Texas Tech | 11/27/2021 | | 03:43 | 0-0 | .000 | 0-0 | .000 | 0-0 | .000 | 0 | 1 | 1 | 1.8 | 0 | 0 | 0 | 0 | 0 | 0 | 0.5 |
| vs Stetson | 11/28/2021 | | 13:29 | 1-3 | .333 | 0-0 | .000 | 0-0 | .000 | 0 | 2 | 2 | 1.9 | 2 | 0 | 0 | 0 | 0 | 2 | 0.7 |
| at William & Mary | 12/05/2021 | | 06:22 | 1-2 | .500 | 0-0 | .000 | 0-0 | .000 | 0 | 0 | 0 | 1.6 | 0 | 0 | 0 | 0 | 1 | 2 | 0.9 |
| Bowie St. | 12/08/2021 | | 16:38 | 1-5 | .200 | 0-0 | .000 | 2-2 | 1.000 | 1 | 1 | 2 | 1.7 | 0 | 0 | 3 | 0 | 1 | 4 | 1.2 |
| Norfolk St. | 12/12/2021 | | 03:08 | 0-0 | .000 | 0-0 | .000 | 0-0 | .000 | 0 | 0 | 0 | 1.5 | 0 | 0 | 0 | 0 | 0 | 0 | 1.1 |
| at Appalachian St. | 12/18/2021 | | 14:53 | 1-5 | .200 | 0-0 | .000 | 0-0 | .000 | 1 | 0 | 1 | 1.5 | 1 | 1 | 0 | 0 | 0 | 2 | 1.2 |
| at UTSA | 01/13/2022 | | 07:08 | 0-0 | .000 | 0-0 | .000 | 0-0 | .000 | 0 | 2 | 2 | 1.5 | 1 | 0 | 0 | 0 | 1 | 0 | 1.1 |
| at UTEP | 01/15/2022 | | 05:42 | 0-1 | .000 | 0-0 | .000 | 0-0 | .000 | 0 | 0 | 0 | 1.4 | 1 | 0 | 1 | 0 | 0 | 0 | 1.0 |
| Fla. Atlantic | 01/17/2022 | | 05:11 | 1-1 | 1.000 | 0-0 | .000 | 0-0 | .000 | 1 | 1 | 2 | 1.4 | 0 | 0 | 1 | 0 | 0 | 2 | 1.1 |
| Rice | 01/20/2022 | | 03:28 | 0-0 | .000 | 0-0 | .000 | 0-0 | .000 | 0 | 0 | 0 | 1.3 | 0 | 0 | 0 | 0 | 0 | 0 | 1.0 |
| North Texas | 01/22/2022 | | 08:14 | 0-0 | .000 | 0-0 | .000 | 2-2 | 1.000 | 1 | 0 | 1 | 1.3 | 0 | 0 | 1 | 0 | 1 | 2 | 1.1 |
| at Marshall | 02/03/2022 | | 02:35 | 0-0 | .000 | 0-0 | .000 | 0-0 | .000 | 0 | 0 | 0 | 1.2 | 0 | 0 | 0 | 0 | 0 | 0 | 1.0 |
| FIU | 02/07/2022 | | 03:38 | 0-0 | .000 | 0-0 | .000 | 0-0 | .000 | 0 | 0 | 0 | 1.2 | 0 | 0 | 0 | 0 | 0 | 0 | 0.9 |
| Middle Tenn. | 02/10/2022 | | 05:34 | 1-1 | 1.000 | 1-1 | 1.000 | 0-0 | .000 | 1 | 1 | 2 | 1.2 | 0 | 0 | 1 | 0 | 0 | 3 | 1.1 |
| at UAB | 02/13/2022 | | 03:44 | 0-0 | .000 | 0-0 | .000 | 0-0 | .000 | 0 | 1 | 1 | 1.2 | 1 | 0 | 0 | 0 | 0 | 0 | 1.0 |
| Marshall | 02/17/2022 | | 02:29 | 0-0 | .000 | 0-0 | .000 | 0-0 | .000 | 0 | 1 | 1 | 1.2 | 0 | 1 | 0 | 0 | 0 | 0 | 1.0 |
| Western Ky. | 02/19/2022 | | 12:55 | 1-6 | .167 | 0-2 | .000 | 0-0 | .000 | 3 | 1 | 4 | 1.3 | 3 | 0 | 1 | 1 | 0 | 2 | 1.0 |
| at Fla. Atlantic | 02/24/2022 | | 11:32 | 1-4 | .250 | 0-1 | .000 | 0-0 | .000 | 1 | 1 | 2 | 1.3 | 0 | 0 | 0 | 0 | 1 | 2 | 1.0 |
| at FIU | 02/26/2022 | | 07:11 | 2-3 | .667 | 1-1 | 1.000 | 0-0 | .000 | 0 | 0 | 0 | 1.3 | 0 | 0 | 0 | 0 | 0 | 5 | 1.2 |
| Louisiana Tech | 03/02/2022 | | 02:57 | 0-1 | .000 | 0-1 | .000 | 0-0 | .000 | 0 | 0 | 0 | 1.2 | 0 | 0 | 0 | 0 | 0 | 0 | 1.2 |
| Totals | | 0 | 170:22 | 11-37 | .297 | 2-6 | .333 | 5-6 | .833 | 13 | 18 | 31 | 1.2 | 10 | 2 | 8 | 1 | 5 | 29 | 1.2 |

CAREER STATISTICS

| | | Field Goals | | 3-Point | | F-Throws | | Rebounds | | | | Scoring | | | | | | | | |
|--------------|------|-------------|----------------|--------------|-------------|------------|-------------|------------|-------------|-----------|-----------|-----------|------------|-------------|----------|----------|----------|----------|-----------|------------|
| SEASON | TEAM | GP-GS | MIN/AVG | FG-FGA | FG% | 3FG-3FGA | 3FG% | FT-FTA | FT% | OFF | DEF | TOT | AVG | PF-FO | A | TO | BLK | STL | PTS | AVG |
| 2021-22 | ODU | 25-0 | 170/6.8 | 11-37 | .297 | 2-6 | .333 | 5-6 | .833 | 13 | 18 | 31 | 1.2 | 10-0 | 2 | 8 | 1 | 5 | 29 | 1.2 |
| TOTAL | | 25-0 | 170/6.8 | 11-37 | .297 | 2-6 | .333 | 5-6 | .833 | 13 | 18 | 31 | 1.2 | 10-0 | 2 | 8 | 1 | 5 | 29 | 1.2 |



#35 ALEX ROUSE

5-8 | FRESHMAN | GUARD | LITTLE ROCK, ARK. | JOE T. ROBINSON

PLAYER NOTES

- Scored her first collegiate points vs. WKU on Feb. 19. Finished with five on 2-of-2 shooting. Converted a 3-point play for her first points.
- Played four minutes in ODU's season opener vs. S.C. State. Grabbed one offensive rebound.
- A multi-sport athlete at Joe T. Robinson. Scored over 2,000-career points to set the school record. Earned all-conference and all-state recognition as a senior after averaging 25.5 points, six rebounds and three assists per game
- A former state champion in soccer and played volleyball for a season.
- Father played football at Arkansas and for the Chicago Bears.

CAREER HIGHS

PTS: 5, WKU - 2/19/22
 RBS: 2, WKU - 2/19/22
 AST: ---
 STL: ---
 BLK: ---
 MIN: 6, WKU - 2/19/22
 FG: 2, WKU - 2/19/22
 FGA: 2, WKU - 2/19/22
 3FG: ---
 3FGA: 1, Marshall - 2/3/22
 FT: 1, WKU - 2/19/22
 FTA: 1, WKU - 2/19/22

2021-22 GAME-BY-GAME

| Opponent | Date | GS | MIN | Total | | 3-Pointers | | Free throws | | Rebounds | | | | Other | | | | | | | |
|--------------------|------------|----|----------------|------------|-------------|------------|-------------|-------------|--------------|----------|----------|----------|------------|----------|----------|----------|----------|----------|----------|------------|-----|
| | | | | FG-FGA | PCT | 3FG-3FGA | PCT | FT-FTA | PCT | OFF | DEF | TOT | AVG | PF | A | TO | BLK | STL | PTS | AVG | |
| South Carolina St. | 11/09/2021 | | 03:55 | 0-0 | .000 | 0-0 | .000 | 0-0 | .000 | 1 | 0 | 1 | 1.0 | 1 | 0 | 0 | 0 | 0 | 0 | 0 | 0.0 |
| at VCU | 11/21/2021 | | 01:30 | 0-0 | .000 | 0-0 | .000 | 0-0 | .000 | 1 | 0 | 1 | 1.0 | 0 | 0 | 0 | 0 | 0 | 0 | 0 | 0.0 |
| at Marshall | 02/03/2022 | | 02:09 | 0-1 | .000 | 0-1 | .000 | 0-0 | .000 | 0 | 0 | 0 | 0.0 | 1 | 0 | 1 | 0 | 0 | 0 | 0 | 0.0 |
| at Western Ky. | 02/05/2022 | | 01:28 | 0-0 | .000 | 0-0 | .000 | 0-0 | .000 | 0 | 0 | 0 | 0.0 | 0 | 0 | 0 | 0 | 0 | 0 | 0 | 0.0 |
| FIU | 02/07/2022 | | 01:04 | 0-0 | .000 | 0-0 | .000 | 0-0 | .000 | 0 | 0 | 0 | 0.0 | 0 | 0 | 0 | 0 | 0 | 0 | 0 | 0.0 |
| Western Ky. | 02/19/2022 | | 05:47 | 2-2 | 1.000 | 0-0 | .000 | 1-1 | 1.000 | 2 | 0 | 2 | 0.7 | 1 | 0 | 1 | 0 | 0 | 0 | 5 | 0.8 |
| at Fla. Atlantic | 02/24/2022 | | 01:44 | 0-0 | .000 | 0-0 | .000 | 0-0 | .000 | 0 | 0 | 0 | 0.0 | 0 | 0 | 0 | 0 | 0 | 0 | 0 | 0.0 |
| Totals | | | 0 17:37 | 2-3 | .667 | 0-1 | .000 | 1-1 | 1.000 | 4 | 0 | 4 | 0.6 | 3 | 0 | 2 | 0 | 0 | 5 | 0.7 | |

SEASON HIGHS

PTS: 5, WKU - 2/19/22
 RBS: 2, WKU - 2/19/22
 AST: ---
 STL: ---
 BLK: ---
 MIN: 6, WKU - 2/19/22
 FG: 2, WKU - 2/19/22
 FGA: 2, WKU - 2/19/22
 3FG: ---
 3FGA: 1, Marshall - 2/3/22
 FT: 1, WKU - 2/19/22
 FTA: 1, WKU - 2/19/22

CAREER STATISTICS

| SEASON | TEAM | GP-GS | MIN/AVG | Field Goals | | 3-Point | | F-Throws | | Rebounds | | | | Scoring | | | | | | |
|--------------|------|------------|---------------|-------------|-------------|------------|-------------|------------|--------------|----------|----------|----------|------------|------------|----------|----------|----------|----------|----------|------------|
| | | | | FG-FGA | FG% | 3FG-3FGA | 3FG% | FT-FTA | FT% | OFF | DEF | TOT | AVG | PF-FO | A | TO | BLK | STL | PTS | AVG |
| 2021-22 | ODU | 7-0 | 18/2.5 | 2-3 | .667 | 0-1 | .000 | 1-1 | 1.000 | 4 | 0 | 4 | 0.6 | 3-0 | 0 | 2 | 0 | 0 | 5 | 0.7 |
| TOTAL | | 7-0 | 18/2.5 | 2-3 | .667 | 0-1 | .000 | 1-1 | 1.000 | 4 | 0 | 4 | 0.6 | 3-0 | 0 | 2 | 0 | 0 | 5 | 0.7 |



#44 AMHYIA MORELAND

6-1 | FRESHMAN | FORWARD | CHARLOTTE, N.C. | ZEBULON B. VANCE

PLAYER NOTES

- Matched a personal best with four points while setting career bests with six rebounds and three blocks vs. FIU.
- Came down with four boards vs. Bowie State. Also had two steals.
- Grabbed three rebounds vs. Stetson.
- Scored two points and grabbed two rebounds in four minutes of action in ODU's season opener with S.C. State.
- A two-time 4A state champion. Posted an 11-point, 13-rebound double-double in the 2021 state championship. Averaged 18.2 points and 7.4 rebounds per game as a senior, earning I-Meck Player of the Year honors.

CAREER HIGHS

PTS: 4 (2x), last: FIU - 2/7/22
RBS: 6, FIU - 2/7/22
AST: 1 (3x), last: North Texas - 1/22/22
STL: 2, Bowie State - 12/8/21
BLK: 3, FIU - 2/7/22
MIN: 12, FIU - 2/7/22
FG: 2, Norfolk State - 12/12/21
FGA: 3 (2x), last: FIU - 2/7/22
3FG: ---
3FGA: ---
FT: 2, FIU - 2/7/22
FTA: 4, FIU - 2/7/22

SEASON HIGHS

PTS: 4 (2x), last: FIU - 2/7/22
RBS: 6, FIU - 2/7/22
AST: 1 (3x), last: North Texas - 1/22/22
STL: 2, Bowie State - 12/8/21
BLK: 3, FIU - 2/7/22
MIN: 12, FIU - 2/7/22
FG: 2, Norfolk State - 12/12/21
FGA: 3 (2x), last: FIU - 2/7/22
3FG: ---
3FGA: ---
FT: 2, FIU - 2/7/22
FTA: 4, FIU - 2/7/22

2021-22 GAME-BY-GAME

| Opponent | Date | GS | MIN | Total | | 3-Pointers | | Free throws | | Rebounds | | | | Other | | | | | | |
|--------------------|------------|----|----------------|-------------|-------------|------------|-------------|-------------|-------------|-----------|-----------|-----------|------------|-----------|----------|-----------|-----------|----------|-----------|------------|
| | | | | FG-FGA | PCT | 3FG-3FGA | PCT | FT-FTA | PCT | OFF | DEF | TOT | AVG | PF | A | TO | BLK | STL | PTS | AVG |
| South Carolina St. | 11/09/2021 | | 03:55 | 1-3 | .333 | 0-0 | .000 | 0-0 | .000 | 0 | 2 | 2 | 2.0 | 0 | 0 | 2 | 0 | 0 | 2 | 2.0 |
| at VCU | 11/21/2021 | | 08:33 | 0-0 | .000 | 0-0 | .000 | 0-0 | .000 | 0 | 2 | 2 | 2.0 | 4 | 1 | 2 | 1 | 0 | 0 | 1.0 |
| vs Saint Joseph's | 11/26/2021 | | 03:01 | 0-2 | .000 | 0-0 | .000 | 0-0 | .000 | 0 | 0 | 0 | 1.3 | 0 | 0 | 2 | 0 | 0 | 0 | 0.7 |
| vs Texas Tech | 11/27/2021 | | 03:27 | 0-0 | .000 | 0-0 | .000 | 0-0 | .000 | 0 | 0 | 0 | 1.0 | 3 | 0 | 0 | 0 | 0 | 0 | 0.5 |
| vs Stetson | 11/28/2021 | | 04:40 | 0-2 | .000 | 0-0 | .000 | 0-0 | .000 | 1 | 2 | 3 | 1.4 | 2 | 0 | 3 | 1 | 0 | 0 | 0.4 |
| at William & Mary | 12/05/2021 | | 03:26 | 1-2 | .500 | 0-0 | .000 | 0-0 | .000 | 0 | 0 | 0 | 1.2 | 0 | 0 | 0 | 1 | 0 | 2 | 0.7 |
| Bowie St. | 12/08/2021 | | 10:40 | 0-1 | .000 | 0-0 | .000 | 1-2 | .500 | 0 | 4 | 4 | 1.6 | 2 | 0 | 0 | 0 | 2 | 1 | 0.7 |
| Norfolk St. | 12/12/2021 | | 07:31 | 2-2 | 1.000 | 0-0 | .000 | 0-1 | .000 | 1 | 1 | 2 | 1.6 | 2 | 1 | 1 | 0 | 1 | 4 | 1.1 |
| at Appalachian St. | 12/18/2021 | | 07:03 | 0-1 | .000 | 0-0 | .000 | 0-0 | .000 | 1 | 1 | 2 | 1.7 | 4 | 0 | 0 | 0 | 0 | 0 | 1.0 |
| North Texas | 01/22/2022 | | 07:51 | 1-2 | .500 | 0-0 | .000 | 1-2 | .500 | 4 | 0 | 4 | 1.9 | 0 | 1 | 1 | 0 | 0 | 3 | 1.2 |
| Charlotte | 01/26/2022 | | 08:35 | 1-2 | .500 | 0-0 | .000 | 1-2 | .500 | 1 | 3 | 4 | 2.1 | 0 | 0 | 0 | 2 | 0 | 3 | 1.4 |
| at Charlotte | 01/29/2022 | | 02:58 | 0-0 | .000 | 0-0 | .000 | 0-0 | .000 | 1 | 0 | 1 | 2.0 | 1 | 0 | 1 | 0 | 0 | 0 | 1.3 |
| at Marshall | 02/03/2022 | | 07:47 | 1-1 | 1.000 | 0-0 | .000 | 1-2 | .500 | 1 | 2 | 3 | 2.1 | 1 | 0 | 1 | 1 | 1 | 3 | 1.4 |
| at Western Ky. | 02/05/2022 | | 05:03 | 0-1 | .000 | 0-0 | .000 | 1-2 | .500 | 2 | 0 | 2 | 2.1 | 1 | 0 | 0 | 1 | 0 | 1 | 1.4 |
| FIU | 02/07/2022 | | 12:00 | 1-3 | .333 | 0-0 | .000 | 2-4 | .500 | 3 | 3 | 6 | 2.3 | 4 | 0 | 2 | 3 | 0 | 4 | 1.5 |
| Totals | | | 0 96:29 | 8-22 | .364 | 0-0 | .000 | 7-15 | .467 | 15 | 20 | 35 | 2.3 | 24 | 3 | 15 | 10 | 4 | 23 | 1.5 |

CAREER STATISTICS

| SEASON | TEAM | GP-GS | MIN/AVG | Field Goals | | 3-Point | | F-Throws | | Rebounds | | | | Scoring | | | | | | |
|--------------|------|-------------|---------------|-------------|-------------|------------|-------------|-------------|-------------|-----------|-----------|-----------|------------|-------------|----------|-----------|-----------|----------|-----------|------------|
| | | | | FG-FGA | FG% | 3FG-3FGA | 3FG% | FT-FTA | FT% | OFF | DEF | TOT | AVG | PF | FO | A | TO | BLK | STL | PTS |
| 2021-22 | ODU | 15-0 | 96/6.4 | 8-22 | .364 | 0-0 | .000 | 7-15 | .467 | 15 | 20 | 35 | 2.3 | 24-0 | 3 | 15 | 10 | 4 | 23 | 1.5 |
| TOTAL | | 15-0 | 96/6.4 | 8-22 | .364 | 0-0 | .000 | 7-15 | .467 | 15 | 20 | 35 | 2.3 | 24-0 | 3 | 15 | 10 | 4 | 23 | 1.5 |

2021-22 OVERALL SEASON STATS

Game Records

| Record | Overall | Home | Away | Neutral |
|----------------|---------|------|------|---------|
| ALL GAMES | 22-7 | 10-4 | 9-3 | 3-0 |
| CONFERENCE | 12-5 | 6-3 | 6-2 | 0-0 |
| NON-CONFERENCE | 10-2 | 4-1 | 3-1 | 3-0 |

Score by Periods

| Team | 1st | 2nd | 3rd | 4th | OT | TOT |
|--------------|-----|-----|-----|-----|----|------|
| Old Dominion | 426 | 466 | 489 | 490 | 0 | 1871 |
| Opponents | 384 | 357 | 431 | 426 | 0 | 1598 |

Team Box Score

| No. | Player | | | | Total | | 3-Point | | F-Throw | | Rebounds | | | | | | | | | | | |
|------------------|--------------------------|-----------|-------------|------|-----------------|-------------|----------------|-------------|----------------|-------------|------------|------------|-------------|-------------|------------|-----------|------------|------------|------------|------------|-------------|-------------|
| | | GP-GS | MIN | AVG | FG-FGA | FG% | 3FG-3FGA | 3FG% | FT-FTA | FT% | OFF | DEF | TOT | AVG | PF | DQ | A | TO | BLK | STL | PTS | AVG |
| 2 | ALLEN, Iggy | 29-29 | 894:25 | 30.8 | 159-431 | .369 | 47-151 | .311 | 74-98 | .755 | 71 | 146 | 217 | 7.5 | 72 | 0 | 46 | 58 | 5 | 48 | 439 | 15.1 |
| 14 | WAYNE, Ajah | 28-28 | 814:57 | 29.1 | 128-308 | .416 | 21-72 | .292 | 90-127 | .709 | 69 | 92 | 161 | 5.8 | 55 | 1 | 47 | 57 | 16 | 43 | 367 | 13.1 |
| 23 | YOUNG, Amari | 29-29 | 770:24 | 26.6 | 108-205 | .527 | 0-0 | .000 | 36-92 | .391 | 59 | 105 | 164 | 5.7 | 70 | 1 | 24 | 55 | 23 | 40 | 252 | 8.7 |
| 12 | JACKSON, Brianna | 29-16 | 556:05 | 19.2 | 80-165 | .485 | 0-2 | .000 | 43-65 | .662 | 59 | 86 | 145 | 5.0 | 90 | 2 | 9 | 45 | 43 | 22 | 203 | 7.0 |
| 1 | ADAMS, Mariah | 27-24 | 859:41 | 31.8 | 60-171 | .351 | 6-42 | .143 | 39-47 | .830 | 17 | 63 | 80 | 3.0 | 70 | 1 | 123 | 70 | 3 | 54 | 165 | 6.1 |
| 4 | HUDSON, Aziah | 29-4 | 512:50 | 17.7 | 51-135 | .378 | 31-95 | .326 | 22-30 | .733 | 8 | 15 | 23 | 0.8 | 36 | 0 | 14 | 17 | 1 | 23 | 155 | 5.3 |
| 11 | CLARK, Kaye | 29-13 | 642:57 | 22.2 | 47-138 | .341 | 14-51 | .275 | 15-25 | .600 | 32 | 37 | 69 | 2.4 | 57 | 1 | 45 | 45 | 12 | 45 | 123 | 4.2 |
| 3 | WASHINGTON, Taleah | 9-2 | 115:51 | 12.9 | 12-36 | .333 | 7-23 | .304 | 6-10 | .600 | 1 | 8 | 9 | 1.0 | 6 | 0 | 10 | 15 | 3 | 4 | 37 | 4.1 |
| 5 | BARNES-WILLIAMS, Ashanti | 16-0 | 117:11 | 7.3 | 14-34 | .412 | 0-3 | .000 | 5-8 | .625 | 14 | 11 | 25 | 1.6 | 19 | 0 | 6 | 9 | 2 | 4 | 33 | 2.1 |
| 44 | MORELAND, Amhyia | 15-0 | 96:29 | 6.4 | 8-22 | .364 | 0-0 | .000 | 7-15 | .467 | 15 | 20 | 35 | 2.3 | 24 | 0 | 3 | 15 | 10 | 4 | 23 | 1.5 |
| 0 | CAMPBELL, Joy | 25-0 | 190:54 | 7.6 | 11-40 | .275 | 3-14 | .214 | 5-11 | .455 | 4 | 22 | 26 | 1.0 | 13 | 0 | 13 | 16 | 0 | 12 | 30 | 1.2 |
| 25 | NELSON, Kaylen | 25-0 | 170:22 | 6.8 | 11-37 | .297 | 2-6 | .333 | 5-6 | .833 | 13 | 18 | 31 | 1.2 | 10 | 0 | 2 | 8 | 1 | 5 | 29 | 1.2 |
| 24 | SAMPLE, Eden | 12-0 | 40:17 | 3.4 | 4-14 | .286 | 0-8 | .000 | 2-6 | .333 | 4 | 1 | 5 | 0.4 | 4 | 0 | 2 | 1 | 1 | 1 | 10 | 0.8 |
| 35 | ROUSE, Alex | 7-0 | 17:37 | 2.5 | 2-3 | .667 | 0-1 | .000 | 1-1 | 1.000 | 4 | 0 | 4 | 0.6 | 3 | 0 | 0 | 2 | 0 | 0 | 5 | 0.7 |
| Team | | | | | | | | | | | 50 | 54 | 104 | | | | | 17 | | | | |
| Total | | 29 | 5800 | | 695-1739 | .400 | 131-468 | .280 | 350-541 | .647 | 420 | 678 | 1098 | 37.9 | 529 | 6 | 344 | 430 | 120 | 305 | 1871 | 64.5 |
| Opponents | | 29 | 5800 | | 559-1494 | .374 | 118-429 | .275 | 362-528 | .686 | 328 | 720 | 1048 | 36.1 | 526 | 15 | 277 | 592 | 87 | 192 | 1598 | 55.1 |

Team Statistics

| | ODU | OPP |
|------------------------|-----------------|-----------------|
| Scoring | 1871 | 1598 |
| Points per game | 64.5 | 55.1 |
| Scoring margin | +9.4 | - |
| Field goals-att | 695-1739 | 559-1494 |
| Field goal pct | .400 | .374 |
| 3 point fg-att | 131-468 | 118-429 |
| 3-point FG pct | .280 | .275 |
| 3-pt FG made per game | 4.5 | 4.1 |
| Free throws-att | 350-541 | 362-528 |
| Free throw pct | .647 | .686 |
| F-Throws made per game | 12.1 | 12.5 |
| Rebounds | 1098 | 1048 |
| Rebounds per game | 37.9 | 36.1 |
| Rebounding margin | +1.7 | - |
| Assists | 344 | 277 |
| Assists per game | 11.9 | 9.6 |
| Turnovers | 430 | 592 |
| Turnovers per game | 14.8 | 20.4 |
| Turnover margin | +5.6 | - |
| Assist/turnover ratio | 0.8 | 0.5 |
| Steals | 305 | 192 |
| Steals per game | 10.5 | 6.6 |
| Blocks | 120 | 87 |
| Blocks per game | 4.1 | 3.0 |
| Winning streak | 0 | - |
| Home win streak | 0 | - |
| Attendance | 23119 | 8919 |
| Home games-Avg/Game | 14-1651 | 12-743 |
| Neutral site-Avg/Game | - | 3-0 |

Team Results

| Date | Opponent | | Score | Att. |
|------------|--------------------|---|-------|------|
| 11/09/2021 | South Carolina St. | W | 80-52 | 1649 |
| 11/14/2021 | Auburn | W | 57-44 | 1776 |
| 11/18/2021 | George Washington | L | 45-47 | 1719 |
| 11/21/2021 | at VCU | L | 48-71 | 641 |
| 11/26/2021 | vs Saint Joseph's | W | 67-50 | 0 |
| 11/27/2021 | vs Texas Tech | W | 59-45 | 0 |
| 11/28/2021 | vs Stetson | W | 61-51 | 0 |
| 12/05/2021 | at William & Mary | W | 68-55 | 221 |
| 12/08/2021 | Bowie St. | W | 70-29 | 1591 |
| 12/12/2021 | Norfolk St. | W | 76-47 | 1924 |
| 12/18/2021 | at Appalachian St. | W | 85-49 | 204 |
| 12/22/2021 | at Temple | W | 71-68 | 3122 |
| 01/13/2022 | at UTSA | W | 57-46 | 455 |
| 01/15/2022 | at UTEP | L | 48-53 | 782 |
| 01/17/2022 | Fla. Atlantic | W | 61-48 | 1477 |
| 01/20/2022 | Rice | W | 69-59 | 1393 |
| 01/22/2022 | North Texas | W | 67-57 | 558 |
| 01/26/2022 | Charlotte | L | 61-64 | 1620 |
| 01/29/2022 | at Charlotte | W | 54-45 | 819 |
| 02/03/2022 | at Marshall | W | 62-47 | 412 |
| 02/05/2022 | at Western Ky. | L | 57-71 | 1156 |
| 02/07/2022 | FIU | W | 73-61 | 1615 |
| 02/10/2022 | Middle Tenn. | W | 58-56 | 1574 |
| 02/13/2022 | at UAB | W | 81-75 | 321 |
| 02/17/2022 | Marshall | L | 48-64 | 1765 |
| 02/19/2022 | Western Ky. | W | 75-55 | 2085 |
| 02/24/2022 | at Fla. Atlantic | W | 70-55 | 410 |
| 02/26/2022 | at FIU | W | 81-69 | 376 |
| 03/02/2022 | Louisiana Tech | L | 62-65 | 2373 |

CONFERENCE USA STATS

Game Records

| Record | Overall | Home | Away | Neutral |
|----------------|---------|------|------|---------|
| ALL GAMES | 12-5 | 6-3 | 6-2 | 0-0 |
| CONFERENCE | 12-5 | 6-3 | 6-2 | 0-0 |
| NON-CONFERENCE | 0-0 | 0-0 | 0-0 | 0-0 |

Score by Periods

| Team | 1st | 2nd | 3rd | 4th | OT | TOT |
|--------------|-----|-----|-----|-----|----|------|
| Old Dominion | 234 | 275 | 290 | 285 | 0 | 1084 |
| Opponents | 258 | 201 | 271 | 260 | 0 | 990 |

Team Box Score

| No. | Player | | | | Total | | | 3-Point | | | F-Throw | | Rebounds | | | | | | | | | |
|------------------|--------------------------|-----------|-------------|------|-----------------|-------------|---------------|-------------|----------------|-------------|------------|------------|------------|-------------|------------|-----------|------------|------------|-----------|------------|-------------|-------------|
| | | GP-GS | MIN | AVG | FG-FGA | FG% | 3FG-3FGA | 3FG% | FT-FTA | FT% | OFF | DEF | TOT | AVG | PF | DQ | A | TO | BLK | STL | PTS | AVG |
| 2 | ALLEN, Iggy | 17-17 | 546:07 | 32.1 | 95-266 | .357 | 27-99 | .273 | 50-65 | .769 | 41 | 76 | 117 | 6.9 | 46 | 0 | 23 | 38 | 3 | 28 | 267 | 15.7 |
| 14 | WAYNE, Ajah | 16-16 | 468:39 | 29.3 | 70-171 | .409 | 7-36 | .194 | 40-61 | .656 | 31 | 59 | 90 | 5.6 | 35 | 1 | 25 | 38 | 9 | 21 | 187 | 11.7 |
| 23 | YOUNG, Amari | 17-17 | 466:36 | 27.4 | 65-126 | .516 | 0-0 | .000 | 21-49 | .429 | 29 | 69 | 98 | 5.8 | 47 | 1 | 18 | 31 | 13 | 21 | 151 | 8.9 |
| 12 | JACKSON, Brianna | 17-12 | 369:19 | 21.7 | 51-108 | .472 | 0-1 | .000 | 33-46 | .717 | 39 | 56 | 95 | 5.6 | 57 | 1 | 6 | 21 | 23 | 17 | 135 | 7.9 |
| 4 | HUDSON, Aziah | 17-4 | 312:11 | 18.4 | 38-88 | .432 | 23-61 | .377 | 16-19 | .842 | 6 | 10 | 16 | 0.9 | 24 | 0 | 7 | 11 | 1 | 9 | 115 | 6.8 |
| 1 | ADAMS, Mariah | 17-17 | 569:40 | 33.5 | 38-111 | .342 | 3-26 | .115 | 21-24 | .875 | 10 | 43 | 53 | 3.1 | 37 | 0 | 83 | 45 | 3 | 29 | 100 | 5.9 |
| 11 | CLARK, Kaye | 17-2 | 332:53 | 19.6 | 18-73 | .247 | 7-30 | .233 | 8-13 | .615 | 16 | 17 | 33 | 1.9 | 29 | 0 | 18 | 20 | 7 | 15 | 51 | 3.0 |
| 5 | BARNES-WILLIAMS, Ashanti | 9-0 | 71:13 | 7.9 | 10-20 | .500 | 0-1 | .000 | 2-3 | .667 | 11 | 8 | 19 | 2.1 | 10 | 0 | 3 | 6 | 1 | 1 | 22 | 2.4 |
| 44 | MORELAND, Amhyia | 6-0 | 44:14 | 7.4 | 4-9 | .444 | 0-0 | .000 | 6-12 | .500 | 12 | 8 | 20 | 3.3 | 7 | 0 | 1 | 5 | 7 | 1 | 14 | 2.3 |
| 25 | NELSON, Kaylen | 14-0 | 82:18 | 5.9 | 6-17 | .353 | 2-6 | .333 | 2-2 | 1.000 | 7 | 8 | 15 | 1.1 | 6 | 0 | 1 | 5 | 1 | 3 | 16 | 1.1 |
| 0 | CAMPBELL, Joy | 15-0 | 114:53 | 7.7 | 6-22 | .273 | 3-10 | .300 | 2-4 | .500 | 0 | 12 | 12 | 0.8 | 10 | 0 | 11 | 6 | 0 | 6 | 17 | 1.1 |
| 35 | ROUSE, Alex | 5-0 | 12:12 | 2.4 | 2-3 | .667 | 0-1 | .000 | 1-1 | 1.000 | 2 | 0 | 2 | 0.4 | 2 | 0 | 0 | 2 | 0 | 0 | 5 | 1.0 |
| 24 | SAMPLE, Eden | 6-0 | 09:46 | 1.6 | 2-5 | .400 | 0-3 | .000 | 0-0 | .000 | 1 | 0 | 1 | 0.2 | 0 | 0 | 0 | 1 | 0 | 0 | 4 | 0.7 |
| Team | | | | | | | | | | | 29 | 30 | 59 | | | | 12 | | | | | |
| Total | | 17 | 3400 | | 405-1019 | .397 | 72-274 | .263 | 202-299 | .676 | 234 | 396 | 630 | 37.1 | 310 | 3 | 196 | 241 | 68 | 151 | 1084 | 63.8 |
| Opponents | | 17 | 3400 | | 343-882 | .389 | 79-267 | .296 | 225-319 | .705 | 181 | 430 | 611 | 35.9 | 294 | 10 | 177 | 320 | 49 | 103 | 990 | 58.2 |

Team Statistics

| | ODU | OPP |
|------------------------|-----------------|----------------|
| Scoring | 1084 | 990 |
| Points per game | 63.8 | 58.2 |
| Scoring margin | +5.5 | - |
| Field goals-att | 405-1019 | 343-882 |
| Field goal pct | .397 | .389 |
| 3 point fg-att | 72-274 | 79-267 |
| 3-point FG pct | .263 | .296 |
| 3-pt FG made per game | 4.2 | 4.6 |
| Free throws-att | 202-299 | 225-319 |
| Free throw pct | .676 | .705 |
| F-Throws made per game | 11.9 | 13.2 |
| Rebounds | 630 | 611 |
| Rebounds per game | 37.1 | 35.9 |
| Rebounding margin | +1.1 | - |
| Assists | 196 | 177 |
| Assists per game | 11.5 | 10.4 |
| Turnovers | 241 | 320 |
| Turnovers per game | 14.2 | 18.8 |
| Turnover margin | +4.6 | - |
| Assist/turnover ratio | 0.8 | 0.6 |
| Steals | 151 | 103 |
| Steals per game | 8.9 | 6.1 |
| Blocks | 68 | 49 |
| Blocks per game | 4.0 | 2.9 |
| Winning streak | 0 | - |
| Home win streak | 0 | - |
| Attendance | 14460 | 4731 |
| Home games-Avg/Game | 9-1607 | 8-591 |
| Neutral site-Avg/Game | - | 0-0 |

Team Results

| Date | Opponent | | Score | Att. |
|------------|------------------|---|-------|------|
| 01/13/2022 | at UTSA | W | 57-46 | 455 |
| 01/15/2022 | at UTEP | L | 48-53 | 782 |
| 01/17/2022 | Fla. Atlantic | W | 61-48 | 1477 |
| 01/20/2022 | Rice | W | 69-59 | 1393 |
| 01/22/2022 | North Texas | W | 67-57 | 558 |
| 01/26/2022 | Charlotte | L | 61-64 | 1620 |
| 01/29/2022 | at Charlotte | W | 54-45 | 819 |
| 02/03/2022 | at Marshall | W | 62-47 | 412 |
| 02/05/2022 | at Western Ky. | L | 57-71 | 1156 |
| 02/07/2022 | FIU | W | 73-61 | 1615 |
| 02/10/2022 | Middle Tenn. | W | 58-56 | 1574 |
| 02/13/2022 | at UAB | W | 81-75 | 321 |
| 02/17/2022 | Marshall | L | 48-64 | 1765 |
| 02/19/2022 | Western Ky. | W | 75-55 | 2085 |
| 02/24/2022 | at Fla. Atlantic | W | 70-55 | 410 |
| 02/26/2022 | at FIU | W | 81-69 | 376 |
| 03/02/2022 | Louisiana Tech | L | 62-65 | 2373 |

Old Dominion Women's Basketball 2021-22 Game Notes

BOX SCORES

GAME ONE



Official Basketball Box Score - Final
South Carolina St. at Old Dominion
11/09/21 Charlayne Arena, Norfolk, Va.
2021-22 Women's Basketball

Game Time: 6:30 PM
Game Duration: 1:58
Attendance: 1,549

Officials: Tammy Holman, Priscilla Herring, Sarah Williams

South Carolina St. - 52

Record: 0-1

Box score table for South Carolina St. with columns for NO. Name, Min, FG, 3P, FT, Rebounds, Fouls, TP, AS, TO, ST, Blocks, +/-

Shooting By Period table for South Carolina St. with columns for 1st, 2nd, 3rd, 4th FG, 3PT, FT, GM FG, 3PT, FT

Technical Fouls:NONE

Dead Ball Rebounds: 6, 0

Old Dominion - 80

Record: 1-0

Box score table for Old Dominion with columns for NO. Name, Min, FG, 3P, FT, Rebounds, Fouls, TP, AS, TO, ST, Blocks, +/-

Shooting By Period table for Old Dominion with columns for 1st, 2nd, 3rd, 4th FG, 3PT, FT, GM FG, 3PT, FT

Technical Fouls:NONE

Dead Ball Rebounds: 8, 0

Biggest lead

Table for Biggest lead with columns for SCSU, ODU

Table for Best Scoring Run with columns for SCSU, ODU

Table for Lead Changes with columns for SCSU, ODU

Table for Times Tied with columns for SCSU, ODU

Table for Time with Lead with columns for SCSU, ODU

Points from Turnovers

Table for Points from Turnovers with columns for SCSU, ODU

Table for Paint with columns for SCSU, ODU

Table for Second Chance with columns for SCSU, ODU

Table for Fast Breaks with columns for SCSU, ODU

Table for Bench with columns for SCSU, ODU

Period by Period Scoring

Table for Period by Period Scoring with columns for 1st, 2nd, 3rd, 4th, TOT

Table for SCSU with columns for 1st, 2nd, 3rd, 4th, TOT

Table for ODU with columns for 1st, 2nd, 3rd, 4th, TOT

GAME TWO



Official Basketball Box Score - Final
Auburn at Old Dominion
11/14/21 Charlayne Arena, Norfolk, Va.
2021-22 Women's Basketball

Game Time: 2:00 PM
Game Duration: 2:17
Attendance: 1,776

Officials: Measow Overstreet, Bill Larrance, David Jenkins

Auburn - 44

Record: 0-2

Box score table for Auburn with columns for NO. Name, Min, FG, 3P, FT, Rebounds, Fouls, TP, AS, TO, ST, Blocks, +/-

Shooting By Period table for Auburn with columns for 1st, 2nd, 3rd, 4th FG, 3PT, FT, GM FG, 3PT, FT

Technical Fouls:NONE

Dead Ball Rebounds: 3, 1

Old Dominion - 57

Record: 2-0

Box score table for Old Dominion with columns for NO. Name, Min, FG, 3P, FT, Rebounds, Fouls, TP, AS, TO, ST, Blocks, +/-

Shooting By Period table for Old Dominion with columns for 1st, 2nd, 3rd, 4th FG, 3PT, FT, GM FG, 3PT, FT

Technical Fouls:NONE

Dead Ball Rebounds: 4, 0

Table for Biggest lead with columns for Auburn, ODU

Table for Best Scoring Run with columns for Auburn, ODU

Table for Lead Changes with columns for Auburn, ODU

Table for Times Tied with columns for Auburn, ODU

Table for Time with Lead with columns for Auburn, ODU

Table for Points from Turnovers with columns for Auburn, ODU

Table for Paint with columns for Auburn, ODU

Table for Second Chance with columns for Auburn, ODU

Table for Fast Breaks with columns for Auburn, ODU

Table for Bench with columns for Auburn, ODU

Table for Period by Period Scoring with columns for 1st, 2nd, 3rd, 4th, TOT

Table for Auburn with columns for 1st, 2nd, 3rd, 4th, TOT

Table for ODU with columns for 1st, 2nd, 3rd, 4th, TOT

GAME THREE



Official Basketball Box Score - Final
George Washington at Old Dominion
11/18/21 Charlayne Arena, Norfolk, Va.
2021-22 Women's Basketball

Game Time: 6:30 PM
Game Duration: 1:51
Attendance: 1,719

Officials: Maj Forsberg, Stephanie Barksdale, Gerda Galt

George Washington - 47

Record: 2-2

Box score table for George Washington with columns for NO. Name, Min, FG, 3P, FT, Rebounds, Fouls, TP, AS, TO, ST, Blocks, +/-

Shooting By Period table for George Washington with columns for 1st, 2nd, 3rd, 4th FG, 3PT, FT, GM FG, 3PT, FT

Technical Fouls:NONE

Dead Ball Rebounds: 2, 0

Old Dominion - 45

Record: 2-1

Box score table for Old Dominion with columns for NO. Name, Min, FG, 3P, FT, Rebounds, Fouls, TP, AS, TO, ST, Blocks, +/-

Shooting By Period table for Old Dominion with columns for 1st, 2nd, 3rd, 4th FG, 3PT, FT, GM FG, 3PT, FT

Technical Fouls:NONE

Dead Ball Rebounds: 2, 0

Biggest lead

Table for Biggest lead with columns for GWU, ODU

Table for Best Scoring Run with columns for GWU, ODU

Table for Lead Changes with columns for GWU, ODU

Table for Times Tied with columns for GWU, ODU

Table for Time with Lead with columns for GWU, ODU

Points from Turnovers

Table for Points from Turnovers with columns for GWU, ODU

Table for Paint with columns for GWU, ODU

Table for Second Chance with columns for GWU, ODU

Table for Fast Breaks with columns for GWU, ODU

Table for Bench with columns for GWU, ODU

Period by Period Scoring

Table for Period by Period Scoring with columns for 1st, 2nd, 3rd, 4th, TOT

Table for GWU with columns for 1st, 2nd, 3rd, 4th, TOT

Table for ODU with columns for 1st, 2nd, 3rd, 4th, TOT

GAME FOUR



Official Basketball Box Score - Final
Old Dominion at VCU
11/21/21 Stuart C. Siegel Center, Richmond
2021-22 Women's Basketball

Game Time: 1:00 PM
Game Duration: 2:11
Attendance: 641

Officials: Isaac Johnson, Nic Cappell, Kara Hunter

Old Dominion - 48

Record: 2-2

Box score table for Old Dominion with columns for NO. Name, Min, FG, 3P, FT, Rebounds, Fouls, TP, AS, TO, ST, Blocks, +/-

Shooting By Period table for Old Dominion with columns for 1st, 2nd, 3rd, 4th FG, 3PT, FT, GM FG, 3PT, FT

Technical Fouls:Bench 3rd 0:00

Dead Ball Rebounds: 4, 0

VCU - 71

Record: 2-1

Box score table for VCU with columns for NO. Name, Min, FG, 3P, FT, Rebounds, Fouls, TP, AS, TO, ST, Blocks, +/-

Shooting By Period table for VCU with columns for 1st, 2nd, 3rd, 4th FG, 3PT, FT, GM FG, 3PT, FT

Technical Fouls:NONE

Dead Ball Rebounds: 2, 0

Biggest lead

Table for Biggest lead with columns for ODU, VCU

Table for Best Scoring Run with columns for ODU, VCU

Table for Lead Changes with columns for ODU, VCU

Table for Times Tied with columns for ODU, VCU

Table for Time with Lead with columns for ODU, VCU

Points from Turnovers

Table for Points from Turnovers with columns for ODU, VCU

Table for Paint with columns for ODU, VCU

Table for Second Chance with columns for ODU, VCU

Table for Fast Breaks with columns for ODU, VCU

Table for Bench with columns for ODU, VCU

Period by Period Scoring

Table for Period by Period Scoring with columns for 1st, 2nd, 3rd, 4th, TOT

Table for ODU with columns for 1st, 2nd, 3rd, 4th, TOT

Table for VCU with columns for 1st, 2nd, 3rd, 4th, TOT

Old Dominion Women's Basketball 2021-22 Game Notes

BOX SCORES

GAME TWENTY-ONE



Official Basketball Box Score - Final
Old Dominion at WKU
 02/05/22 E.A. Diddle Arena, Bowling Green, Ky.
 2021-22 Women's Basketball

Game Time: 2:00 PM
 Game Duration: 2:09
 Attendance: 1,156

Officials: Angelica Sufren, Brian Hall, Troy Miles

| NO. Name | Min | FG | 3P | FT | Rebounds | | Fouls | TP | AS | TO | ST | Blocks | | | +/- |
|---------------------------|-------|------|------|-----|----------|----|-------|----|----|----|----|--------|----|----|-----|
| | | | | | OR | DR | | | | | | FF | PF | BS | |
| 12 Brianna Jackson | 08:34 | 1-2 | 0-0 | 0-0 | 1 | 2 | 3 | 2 | 2 | 0 | 0 | 0 | 1 | 0 | 2 |
| 23 Amari Young | 28:19 | 3-5 | 0-0 | 1-1 | 2 | 1 | 3 | 3 | 1 | 6 | 1 | 1 | 0 | 1 | 0 |
| 1 Mariah Adams | 31:59 | 2-8 | 0-2 | 0-0 | 1 | 1 | 2 | 2 | 1 | 4 | 5 | 3 | 2 | 0 | 0 |
| 2 Iggy Allen | 37:52 | 8-18 | 4-12 | 2-2 | 3 | 5 | 8 | 4 | 2 | 22 | 1 | 3 | 2 | 1 | 0 |
| 14 Ajah Wayne | 31:46 | 4-12 | 0-2 | 1-4 | 2 | 3 | 5 | 1 | 3 | 9 | 3 | 1 | 1 | 1 | -14 |
| 11 Kaye Clark | 23:21 | 2-7 | 1-4 | 0-0 | 2 | 1 | 3 | 2 | 0 | 5 | 1 | 0 | 1 | 1 | 0 |
| 0 Joy Campbell | 06:24 | 0-3 | 0-1 | 0-0 | 0 | 0 | 0 | 0 | 0 | 1 | 0 | 0 | 0 | 0 | -3 |
| 4 Aziah Hudson | 22:18 | 2-7 | 1-5 | 1-2 | 1 | 1 | 2 | 3 | 1 | 6 | 1 | 3 | 0 | 0 | -14 |
| 44 Amiyah Moreland | 05:03 | 0-1 | 0-0 | 1-2 | 0 | 2 | 1 | 1 | 1 | 1 | 0 | 0 | 0 | 0 | -1 |
| 5 Ashanti Barnes-Williams | 01:28 | 0-0 | 0-0 | 0-0 | 0 | 0 | 0 | 0 | 0 | 0 | 0 | 0 | 0 | 0 | 2 |
| 2 Eden Sample | 01:28 | 1-1 | 0-0 | 0-0 | 1 | 0 | 1 | 0 | 0 | 2 | 0 | 1 | 0 | 0 | 2 |
| 35 Alex Rouse | 01:28 | 0-0 | 0-0 | 0-0 | 0 | 0 | 0 | 0 | 0 | 0 | 0 | 0 | 0 | 0 | 2 |
| Team | | | | | 1 | 1 | 2 | | | | | | | | |
| Totals | 23:64 | 6-26 | 5-11 | 16 | 15 | 31 | 20 | 11 | 57 | 12 | 7 | 6 | 1 | 1 | -14 |

Record: 16-5 (9-3)

Shooting By Period

| | | |
|---------|-------|-------|
| 1st FG% | 5-15 | 33.3% |
| 3PT% | 1-5 | 20.0% |
| FT% | 0-0 | 0% |
| 2nd FG% | 5-17 | 29.4% |
| 3PT% | 1-8 | 12.5% |
| FT% | 0-2 | 0% |
| 3rd FG% | 8-17 | 47.1% |
| 3PT% | 3-6 | 50.0% |
| FT% | 3-4 | 75% |
| 4th FG% | 5-15 | 33.3% |
| 3PT% | 1-7 | 14.3% |
| FT% | 2-5 | 40% |
| GM FG% | 23-64 | 35.9% |
| 3PT% | 6-26 | 23.1% |
| FT% | 5-11 | 45.5% |

Technical Fouls: NONE

Dead Ball Rebounds: 2.0

WKU - 71

Record: 15-7 (8-3)

Shooting By Period

| | | |
|---------|-------|--------|
| 1st FG% | 9-16 | 56.3% |
| 3PT% | 4-10 | 40.0% |
| FT% | 5-6 | 83.3% |
| 2nd FG% | 6-16 | 37.5% |
| 3PT% | 1-4 | 25.0% |
| FT% | 3-4 | 75% |
| 3rd FG% | 1-6 | 16.7% |
| 3PT% | 0-5 | 0% |
| FT% | 4-8 | 50% |
| 4th FG% | 5-8 | 62.5% |
| 3PT% | 3-3 | 100.0% |
| FT% | 9-12 | 75% |
| GM FG% | 21-56 | 37.5% |
| 3PT% | 8-22 | 36.4% |
| FT% | 21-30 | 70.0% |

Technical Fouls: NONE

Dead Ball Rebounds: 6.0

| | ODU | | WKU | |
|------------------|---------------|---------------|-----|-----|
| | 1st | 2nd | 3rd | 4th |
| Biggest lead | 0 (1st 10:00) | 26 (2nd 3:12) | | |
| Best Scoring Run | 17 (3rd 4:35) | 10 (1st 1:06) | | |
| Lead Changes | 0 | 0 | | |
| Times Tied | 0 | 0 | | |
| Time with Lead | 00:00 | 39:17 | | |

GAME TWENTY-TWO



Official Basketball Box Score - Final
FIU at Old Dominion
 02/07/22 Charney Arena, Norfolk, Va.
 2021-22 Women's Basketball

Game Time: 6:30 PM
 Game Duration: 2:01
 Attendance: 1,151

Officials: Scott Varough, Nyketha Thompson, Priscilla Herring

FIU - 61

Record: 11-10 (3-7)

Shooting By Period

| | | |
|---------|-------|-------|
| 1st FG% | 1-5 | 20.0% |
| 3PT% | 1-4 | 25.0% |
| FT% | 6-12 | 50.0% |
| 2nd FG% | 3-14 | 21.4% |
| 3PT% | 0-3 | 0% |
| FT% | 2-4 | 50% |
| 3rd FG% | 6-12 | 50.0% |
| 3PT% | 0-1 | 0% |
| FT% | 9-9 | 88.9% |
| 4th FG% | 8-15 | 53.3% |
| 3PT% | 2-4 | 50.0% |
| FT% | 2-2 | 100% |
| GM FG% | 20-55 | 36.4% |
| 3PT% | 3-12 | 25.0% |
| FT% | 18-23 | 78.3% |

Technical Fouls: NONE

Dead Ball Rebounds: 3.0

Old Dominion - 73

Record: 17-5 (7-3)

Shooting By Period

| | | |
|---------|-------|--------|
| 1st FG% | 9-16 | 56.3% |
| 3PT% | 4-10 | 40.0% |
| FT% | 5-6 | 83.3% |
| 2nd FG% | 6-16 | 37.5% |
| 3PT% | 1-4 | 25.0% |
| FT% | 3-4 | 75% |
| 3rd FG% | 1-6 | 16.7% |
| 3PT% | 0-5 | 0% |
| FT% | 4-8 | 50% |
| 4th FG% | 5-8 | 62.5% |
| 3PT% | 3-3 | 100.0% |
| FT% | 9-12 | 75% |
| GM FG% | 21-56 | 37.5% |
| 3PT% | 8-22 | 36.4% |
| FT% | 21-30 | 70.0% |

Technical Fouls: NONE

Dead Ball Rebounds: 2.0

| | FIU | | ODU | |
|------------------|--------------|---------------|-----|-----|
| | 1st | 2nd | 3rd | 4th |
| Biggest lead | 1 (1st 2:42) | 17 (3rd 6:51) | | |
| Best Scoring Run | 9 (1st 2:42) | 7 (1st 7:00) | | |
| Lead Changes | 2 | 2 | | |
| Times Tied | 2 | 2 | | |
| Time with Lead | 00:18 | 37:53 | | |

GAME TWENTY-THREE



Official Basketball Box Score - Final
Middle Tenn. at Old Dominion
 02/10/22 Charney Arena, Norfolk, Va.
 2021-22 Women's Basketball

Game Time: 6:30 PM
 Game Duration: 2:01
 Attendance: 1,574

Officials: Meadow Overstreet, Kylie Galloway, Neonta Wilans

Middle Tenn. - 56

Record: 16-5 (8-3)

Shooting By Period

| | | |
|---------|-------|-------|
| 1st FG% | 3-11 | 27.3% |
| 3PT% | 0-3 | 0% |
| FT% | 5-6 | 83.3% |
| 2nd FG% | 4-13 | 30.8% |
| 3PT% | 1-5 | 20.0% |
| FT% | 0-0 | 0% |
| 3rd FG% | 6-20 | 30.0% |
| 3PT% | 3-7 | 42.9% |
| FT% | 4-4 | 100% |
| 4th FG% | 6-12 | 50.0% |
| 3PT% | 3-5 | 60.0% |
| FT% | 2-6 | 33.3% |
| GM FG% | 19-56 | 33.9% |
| 3PT% | 7-20 | 35.0% |
| FT% | 11-16 | 68.8% |

Technical Fouls: NONE

Dead Ball Rebounds: 3.0

Old Dominion - 58

Record: 18-5 (8-3)

Shooting By Period

| | | |
|---------|-------|-------|
| 1st FG% | 4-14 | 28.6% |
| 3PT% | 1-4 | 25.0% |
| FT% | 2-2 | 100% |
| 2nd FG% | 6-14 | 42.9% |
| 3PT% | 1-5 | 20.0% |
| FT% | 6-6 | 100% |
| 3rd FG% | 6-8 | 75.0% |
| 3PT% | 1-1 | 100% |
| FT% | 6-9 | 66.7% |
| 4th FG% | 3-10 | 30.0% |
| 3PT% | 0-0 | 0% |
| FT% | 3-8 | 37.5% |
| GM FG% | 19-46 | 41.3% |
| 3PT% | 3-10 | 30.0% |
| FT% | 17-25 | 68.0% |

Technical Fouls: Bench 3rd 5:23

Dead Ball Rebounds: 4.0

| | MTN | | ODU | |
|------------------|--------------|---------------|-----|-----|
| | 1st | 2nd | 3rd | 4th |
| Biggest lead | 7 (1st 2:17) | 13 (3rd 0:33) | | |
| Best Scoring Run | 7 (3rd 5:23) | 14 (2nd 1:19) | | |
| Lead Changes | 3 | 1 | | |
| Times Tied | 1 | 3 | | |
| Time with Lead | 12:31 | 25:28 | | |

GAME TWENTY-FOUR



Official Basketball Box Score - Final
Old Dominion at UAB
 02/13/22 Barker Arena, Birmingham

Game Time: 2:00 PM
 Game Duration: 1:50
 Attendance: 321

Officials: Eric Koch, David Jenkins, Kristin Bell

Old Dominion - 81

Record: 19-5 (9-3)

Shooting By Period

| | | |
|---------|-------|--------|
| 1st FG% | 7-15 | 46.7% |
| 3PT% | 2-3 | 66.7% |
| FT% | 1-3 | 33.3% |
| 2nd FG% | 6-16 | 37.5% |
| 3PT% | 3-8 | 37.5% |
| FT% | 1-2 | 50% |
| 3rd FG% | 11-17 | 64.7% |
| 3PT% | 4-6 | 66.7% |
| FT% | 5-7 | 71.4% |
| 4th FG% | 6-12 | 50.0% |
| 3PT% | 2-2 | 100.0% |
| FT% | 3-4 | 75% |
| GM FG% | 30-60 | 50.0% |
| 3PT% | 11-19 | 57.9% |
| FT% | 10-16 | 62.5% |

Technical Fouls: NONE

Dead Ball Rebounds: 4.0

UAB - 75

Record: 13-9 (6-5)

Shooting By Period

| | | |
|---------|-------|--------|
| 1st FG% | 8-10 | 80.0% |
| 3PT% | 3-3 | 100.0% |
| FT% | 3-5 | 60% |
| 2nd FG% | 6-15 | 40.0% |
| 3PT% | 1-5 | 20.0% |
| FT% | 7-10 | 70% |
| 3rd FG% | 2-2 | 100.0% |
| 3PT% | 1-1 | 100% |
| FT% | 9-11 | 81.8% |
| 4th FG% | 3-8 | 37.5% |
| 3PT% | 0-1 | 0% |
| FT% | 9-13 | 69.2% |
| GM FG% | 24-43 | 55.8% |
| 3PT% | 6-11 | 54.5% |
| FT% | 21-29 | 72.4% |

Technical Fouls: NONE

Dead Ball Rebounds: 5.1

| | ODU | | UAB | |
|------------------|---------------|--------------|-----|-----|
| | 1st | 2nd | 3rd | 4th |
| Biggest lead | 10 (4th 5:53) | 6 (1st 2:02) | | |
| Best Scoring Run | 9 (3rd 5:27) | 8 (1st 2:02) | | |
| Lead Changes | 8 | 2 | | |
| Times Tied | 8 | 3 | | |
| Time with Lead | 16:51 | 18:55 | | |

Old Dominion Women's Basketball 2021-22 Game Notes

BOX SCORES

GAME TWENTY-FIVE



Official Basketball Box Score - Final
Marshall at Old Dominion
02/19/22 Charlayne Arena, Norfolk, Va.
2021-22 Women's Basketball

Game Time: 6:30 PM
Game Duration: 1:46
Attendance: 1,765

Officials: Dawn Marsh, Stephanie Barksdale, Josh Howat

Marshall - 64

Record: 13-10 (8-6)

Box score table for Marshall vs Old Dominion. Columns include NO. Name, Min, FG, 3P, FT, Rebounds, Fouls, TP, AS, TO, ST, Blocks, +/-.

Shooting By Period table for Marshall. Columns include 1st FG%, 3PT%, FT%, 2nd FG%, 3PT%, FT%, 3rd FG%, 3PT%, FT%, 4th FG%, 3PT%, FT%, GM FG%, 3PT%, FT%, Dead Ball Rebounds.

Technical Fouls: NONE

GAME TWENTY-SIX



Official Basketball Box Score - Final
Western Ky. at Old Dominion
02/19/22 Charlayne Arena, Norfolk, Va.
2021-22 Women's Basketball

Game Time: 2:00 PM
Game Duration: 1:51
Attendance: 2,085

Officials: Brian Garner, Jennifer Rezac, Maria Gearhart

Western Ky. - 55

Record: 17-9 (10-5)

Box score table for Western Ky. vs Old Dominion. Columns include NO. Name, Min, FG, 3P, FT, Rebounds, Fouls, TP, AS, TO, ST, Blocks, +/-.

Shooting By Period table for Western Ky. Columns include 1st FG%, 3PT%, FT%, 2nd FG%, 3PT%, FT%, 3rd FG%, 3PT%, FT%, 4th FG%, 3PT%, FT%, GM FG%, 3PT%, FT%, Dead Ball Rebounds.

Technical Fouls: NONE

Old Dominion - 48

Record: 19-6 (9-4)

Box score table for Old Dominion vs Marshall. Columns include NO. Name, Min, FG, 3P, FT, Rebounds, Fouls, TP, AS, TO, ST, Blocks, +/-.

Shooting By Period table for Old Dominion. Columns include 1st FG%, 3PT%, FT%, 2nd FG%, 3PT%, FT%, 3rd FG%, 3PT%, FT%, 4th FG%, 3PT%, FT%, GM FG%, 3PT%, FT%, Dead Ball Rebounds.

Technical Fouls: NONE

Old Dominion - 75

Record: 20-6 (10-4)

Box score table for Old Dominion vs WKU. Columns include NO. Name, Min, FG, 3P, FT, Rebounds, Fouls, TP, AS, TO, ST, Blocks, +/-.

Shooting By Period table for Old Dominion. Columns include 1st FG%, 3PT%, FT%, 2nd FG%, 3PT%, FT%, 3rd FG%, 3PT%, FT%, 4th FG%, 3PT%, FT%, GM FG%, 3PT%, FT%, Dead Ball Rebounds.

Technical Fouls: NONE

Summary statistics table for Marshall vs Old Dominion. Includes Biggest lead, Best Scoring Run, Lead Changes, Times Tied, Time with Lead, Points from Turnovers, MAR/ODU, Second Chance, Fast Breaks, Bench, Period by Period Scoring.

Summary statistics table for Old Dominion vs WKU. Includes Biggest lead, Best Scoring Run, Lead Changes, Times Tied, Time with Lead, Points from Turnovers, WKU/ODU, Second Chance, Fast Breaks, Bench, Period by Period Scoring.

GAME TWENTY-SEVEN



Official Basketball Box Score - Final
Old Dominion at Fla. Atlantic
02/24/22 Absentio Court at FAU Arena, Boca Raton
2021-22 Women's Basketball

Game Time: 6:00 PM
Game Duration: 1:41
Attendance: 410

Officials: Eric Koch, Carla Roberts-Jeter, Scott Yarborough

Old Dominion - 70

Record: 21-6 (11-4)

Box score table for Old Dominion vs Fla. Atlantic. Columns include NO. Name, Min, FG, 3P, FT, Rebounds, Fouls, TP, AS, TO, ST, Blocks, +/-.

Shooting By Period table for Old Dominion. Columns include 1st FG%, 3PT%, FT%, 2nd FG%, 3PT%, FT%, 3rd FG%, 3PT%, FT%, 4th FG%, 3PT%, FT%, GM FG%, 3PT%, FT%, Dead Ball Rebounds.

Technical Fouls: NONE

Fla. Atlantic - 55

Record: 5-21 (1-14)

Box score table for Fla. Atlantic vs Old Dominion. Columns include NO. Name, Min, FG, 3P, FT, Rebounds, Fouls, TP, AS, TO, ST, Blocks, +/-.

Shooting By Period table for Fla. Atlantic. Columns include 1st FG%, 3PT%, FT%, 2nd FG%, 3PT%, FT%, 3rd FG%, 3PT%, FT%, 4th FG%, 3PT%, FT%, GM FG%, 3PT%, FT%, Dead Ball Rebounds.

Technical Fouls: NONE

Summary statistics table for Old Dominion vs Fla. Atlantic. Includes Biggest lead, Best Scoring Run, Lead Changes, Times Tied, Time with Lead, Points from Turnovers, ODU/FAU, Second Chance, Fast Breaks, Bench, Period by Period Scoring.

GAME TWENTY-EIGHT

Official Basketball Box Score - Final
Old Dominion at FIU
02/25/22 Ocean Bank Convocation Center, Miami
2021-22 Women's Basketball

Game Time: 12:00 PM
Game Duration: 1:56
Attendance: 376

Officials: Angelica Suffren, Xiomara Cruz, Shandra Twine

Old Dominion - 81

Record: 22-6 (12-4)

Box score table for Old Dominion vs FIU. Columns include NO. Name, Min, FG, 3P, FT, Rebounds, Fouls, TP, AS, TO, ST, Blocks, +/-.

Shooting By Period table for Old Dominion. Columns include 1st FG%, 3PT%, FT%, 2nd FG%, 3PT%, FT%, 3rd FG%, 3PT%, FT%, 4th FG%, 3PT%, FT%, GM FG%, 3PT%, FT%, Dead Ball Rebounds.

Technical Fouls: NONE

FIU - 69

Record: 12-15 (4-12)

Box score table for FIU vs Old Dominion. Columns include NO. Name, Min, FG, 3P, FT, Rebounds, Fouls, TP, AS, TO, ST, Blocks, +/-.

Shooting By Period table for FIU. Columns include 1st FG%, 3PT%, FT%, 2nd FG%, 3PT%, FT%, 3rd FG%, 3PT%, FT%, 4th FG%, 3PT%, FT%, GM FG%, 3PT%, FT%, Dead Ball Rebounds.

Technical Fouls: NONE

Summary statistics table for Old Dominion vs FIU. Includes Biggest lead, Best Scoring Run, Lead Changes, Times Tied, Time with Lead, Points from Turnovers, ODU/FIU, Second Chance, Fast Breaks, Bench, Period by Period Scoring.

BOX SCORES

GAME TWENTY-NINE



Official Basketball Box Score - Final
Louisiana Tech at Old Dominion
 03/02/22 Charway Arena, Norfolk, Va.
 2021-22 Women's Basketball

Game Time: 6:30 PM
 Game Duration: 2:00
 Attendance: 2,373

Officials: Meadow Overstreet, Neorita Williams, Deanna Jackson

| Louisiana Tech - 65 | | Record: 18-10 (10-7) | | | | | | | | | | | | | Shooting By Period | | | | | | | |
|---------------------|--------------------|----------------------|-------|------|-------|----------|----|-----|-------|----|----|----|----|----|--------------------|----|-----|-----------------|-----------------|-----------------|-----------------|-------|
| NO. | Name | Min | FG | 3P | FT | Rebounds | | | Fouls | | TP | AS | TO | ST | Blocks | | +/- | 1 st | 2 nd | 3 rd | 4 th | |
| | | | M-A | M-A | M-A | OR | DR | TOT | PF | FD | | | | | BS | BA | | FG% | 3PT% | FT% | GM | |
| 44 | Anna Larr Roberson | F 33:12 | 10-13 | 1-2 | 10-10 | 0 | 8 | 8 | 2 | 4 | 31 | 0 | 2 | 2 | 2 | 0 | 4 | 10-11 | 90.9% | 0-0 | 0.0% | 23-39 |
| 2 | Keiunna Walker | G 21:43 | 3-5 | 0-0 | 0-1 | 0 | 3 | 3 | 5 | 2 | 6 | 2 | 5 | 2 | 0 | 0 | 7 | 2-3 | 66.7% | 0-0 | 0.0% | 3-10 |
| 10 | Salma Bates | G 37:37 | 3-6 | 0-0 | 4-4 | 1 | 3 | 4 | 0 | 3 | 10 | 6 | 2 | 0 | 0 | 0 | 12 | 2-6 | 33.3% | 0-0 | 0.0% | 16-17 |
| 23 | Silvia Nativi | G 24:11 | 1-1 | 1-1 | 0-0 | 0 | 2 | 2 | 1 | 0 | 3 | 1 | 2 | 0 | 0 | 0 | -5 | 0-2 | 0.0% | 0-0 | 0.0% | 59.0% |
| 24 | Amaya Brannon | G 36:38 | 1-4 | 0-2 | 0-0 | 0 | 5 | 5 | 1 | 5 | 2 | 2 | 2 | 2 | 1 | 0 | 0 | 2-2 | 100% | 0-0 | 0.0% | 3-10 |
| 3 | Robyn Lee | 25:22 | 4-6 | 1-2 | 2-2 | 0 | 2 | 2 | 1 | 1 | 11 | 0 | 5 | 1 | 0 | 0 | -4 | 7-11 | 63.6% | 1-1 | 100.0% | 59.0% |
| 32 | Kate Thompson | 06:48 | 1-1 | 0-0 | 0-0 | 0 | 0 | 0 | 1 | 0 | 2 | 0 | 1 | 0 | 0 | 0 | -1 | 1-1 | 100.0% | 0-0 | 0.0% | 3-10 |
| 4 | Lotte Sant | 14:29 | 0-3 | 0-3 | 0-0 | 0 | 1 | 1 | 1 | 0 | 0 | 1 | 1 | 0 | 0 | 0 | 2 | 4-4 | 100% | 0-0 | 0.0% | 16-17 |
| Team | | | | | | 0 | 1 | 1 | 0 | 0 | 0 | 0 | 0 | 0 | 0 | 0 | 0 | 4-11 | 36.4% | 2-7 | 28.6% | 59.0% |
| Totals | | | 23-39 | 3-10 | 16-17 | 1 | 25 | 26 | 12 | 15 | 65 | 12 | 20 | 7 | 3 | 0 | 3 | 23-39 | 59.0% | 3-10 | 30.0% | 23-39 |

Technical Fouls: NONE

Dead Ball Rebounds: 0, 1

| Old Dominion - 62 | | Record: 22-7 (12-5) | | | | | | | | | | | | | Shooting By Period | | | | | | | |
|-------------------|-------------------------|---------------------|-------|------|-------|----------|----|-----|-------|----|----|----|----|----|--------------------|----|-----|-----------------|-----------------|-----------------|-----------------|-------|
| NO. | Name | Min | FG | 3P | FT | Rebounds | | | Fouls | | TP | AS | TO | ST | Blocks | | +/- | 1 st | 2 nd | 3 rd | 4 th | |
| | | | M-A | M-A | M-A | OR | DR | TOT | PF | FD | | | | | BS | BA | | FG% | 3PT% | FT% | GM | |
| 23 | Amari Young | F 20:52 | 2-7 | 0-0 | 0-0 | 0 | 4 | 4 | 3 | 1 | 4 | 0 | 4 | 2 | 0 | 0 | -13 | 4-13 | 30.8% | 0-3 | 0.0% | 23-55 |
| 1 | Mariah Adams | G 40:00 | 2-5 | 0-0 | 0-0 | 0 | 3 | 3 | 1 | 2 | 4 | 7 | 3 | 2 | 0 | 0 | -3 | 3-3 | 100% | 0-0 | 0.0% | 23-55 |
| 2 | Iggy Allen | G 34:16 | 7-16 | 2-3 | 4-4 | 0 | 2 | 2 | 4 | 4 | 20 | 1 | 4 | 3 | 0 | 0 | -7 | 9-16 | 56.3% | 0-0 | 0.0% | 23-55 |
| 4 | Aziah Hudson | G 27:37 | 4-7 | 3-6 | 0-0 | 0 | 1 | 1 | 0 | 0 | 11 | 0 | 0 | 0 | 0 | 0 | 4 | 3-3 | 100.0% | 0-0 | 0.0% | 23-55 |
| 14 | Ajah Wayne | G 15:57 | 1-5 | 0-1 | 0-0 | 0 | 0 | 0 | 1 | 1 | 2 | 0 | 2 | 0 | 0 | 2 | 8 | 0-0 | 0% | 0-0 | 0.0% | 23-55 |
| 12 | Brianna Jackson | 25:01 | 4-9 | 0-1 | 7-7 | 1 | 3 | 4 | 4 | 4 | 15 | 2 | 0 | 2 | 0 | 0 | -1 | 6-14 | 42.9% | 2-4 | 50.0% | 23-55 |
| 25 | Kaylen Nelson | 02:57 | 0-1 | 0-1 | 0-0 | 0 | 0 | 0 | 0 | 0 | 0 | 0 | 0 | 0 | 0 | 0 | -3 | 2-4 | 50.0% | 0-0 | 0.0% | 23-55 |
| 11 | Kaye Clark | 20:31 | 0-2 | 0-0 | 0-0 | 2 | 0 | 2 | 0 | 0 | 0 | 1 | 0 | 1 | 0 | 1 | -4 | 2-2 | 100% | 0-0 | 0.0% | 23-55 |
| 5 | Ashanti Barnes-Williams | 12:49 | 3-3 | 0-0 | 0-0 | 2 | 2 | 4 | 2 | 0 | 6 | 0 | 1 | 0 | 0 | 0 | 4 | 4-12 | 33.3% | 0-2 | 0.0% | 23-55 |
| Team | | | | | | 1 | 1 | 2 | 0 | 0 | 0 | 0 | 0 | 0 | 0 | 0 | 0 | 0-2 | 0.0% | 0-2 | 0.0% | 23-55 |
| Totals | | | 23-55 | 5-12 | 11-11 | 6 | 16 | 22 | 16 | 12 | 62 | 11 | 14 | 10 | 0 | 3 | -3 | 23-55 | 41.8% | 5-12 | 41.7% | 23-55 |

Technical Fouls: Coach 4th 3:59

Dead Ball Rebounds: 0, 0

| | LAT | ODU | Points from Turnovers | LAT | ODU | Period by Period Scoring | | | | |
|------------------|---------------------------|---------------------------|-----------------------|-----|-----|--------------------------|-----|-----|-----|-----|
| | | | 20 | 20 | | 1st | 2nd | 3rd | 4th | TOT |
| Biggest lead | 11 (1 st 0:16) | 6 (3 rd 8:10) | 28 | 28 | LAT | 22 | 6 | 19 | 18 | 65 |
| Best Scoring Run | 6 (3 rd 1:52) | 11 (2 nd 7:10) | 0 | 12 | ODU | 11 | 21 | 16 | 14 | 62 |
| Lead Changes | 12 | | 0 | 14 | | | | | | |
| Times Tied | 7 | | 13 | 21 | | | | | | |
| Time with Lead | 15:59 | 18:36 | | | | | | | | |