

# BRING THE REIGN

**Week Two:  
Old Dominion Monarchs (1-0, 0-0 CAA) vs. Georgia State Panthers (1-0, Independent)**

**Saturday, September 10, 2011  
Georgia Dome • Atlanta, Ga.  
Noon - Kick**

## Old Dominion Schedule/Results:

Sat. Sept. 3	Campbell.....	W, 41-14
Sat. Sept. 10	at Georgia State .....	Noon
Sat. Sept. 17	Hampton .....	6:00 p.m.
Sat. Sept. 24	at Delaware * .....	Noon
Sat. Oct. 1	Massachusetts * #.....	7:00 p.m.
Sat. Oct. 8	at Rhode Island * .....	1:00 p.m.
Sat. Oct. 15	Towson * ^ .....	3:30 p.m.
Sat. Oct. 22	at Villanova * .....	3:30 p.m.
Sat. Oct. 29	James Madison * .....	Noon
Sat. Nov. 5	Richmond * .....	2:00 p.m.
Sat. Nov. 12	at William & Mary * .....	Noon

All home games in **bold** and played at Foreman Field at S.B. Ballard Stadium. All times eastern and are subject to change.

# - Family Weekend ^ - Homecoming

## FOLLOW THE MONARCHS

### TELEVISION

Network: ..... CSS, TCN, CSN-NE, CSN+, Cox11  
Play-by-Play: ..... Bob Neal  
Color: ..... Cole Cubelic

### RADIO

Network: ..... ESPN Radio 94.1 FM  
Play-By-Play: ..... Ted Alexander  
Color Analyst: ..... Andy Mashaw  
Sideline: ..... Demetrious Means  
Pre-Game Show: ..... Rick Kiefner

*(Pre-game show begins 1 hour prior to kick)*

### INTERNET

Audio: ..... www.ODUSports.Com  
..... (via Monarch Media Subscription)  
Livestats: ..... www.ODUSports.Com

### SOCIAL MEDIA

Facebook: ..... Old Dominion Athletics (Group)  
Twitter ..... @ODUFootball, @ODUSports



### ANOTHER ODU FIRST - CAA WEEKLY AWARDS:

Redshirt freshman wide receiver Antonio Vaughan was rewarded for his impressive Monarch debut against Campbell last Saturday by being named CAA Football's Rookie of the Week, ODU's first CAA weekly award in the program's history. Vaughan finished his Monarch debut, a 41-14 win for Old Dominion over Campbell in the season-opener, with 191 all-purpose yards and two touchdowns. He hauled in six catches for 97 yards, including a 34-yard second-quarter touchdown pass from Thomas DeMarco. Vaughan later showed his ground skills by scampering 30 yards to paydirt in the third quarter, boosting the ODU lead to 38-7. The CAA Football Rookie of the Week was also effective in the Monarchs' return game posting a 16-yard punt return and two kickoff returns for 48 yards.

### WIN STREAK:

With the 41-14 win over Campbell in week one, the Monarchs' extended their win streak to six games, the fourth longest win streak among FCS teams.

Team:	League	Streak:	Last Loss:
Dayton	Pioneer	W10	9/11/10 - L, 35-31 vs. Duquesne
Penn	Ivy	W 8	9/25/10 - L, 22-10 vs. Villanova
Texas Southern	Southwestern	W 8	9/25/10 - L, 21-14 vs. Tuskegee
Florida A&M	Mid-Eastern	W 7	10/2/10 - L, 19-0 vs. S. Carolina St.
Old Dominion	Colonial	W 6	10/9/10 - L, 50-37 vs. Cal Poly
Norfolk State	Mid-Eastern	W 5	10/23/10 - L, 17-13 vs. Florida A&M
Colgate	Patriot	W 4	10/30/10 - L, 44-14 vs. Lehigh

### WELCOME NEWBIES

While the coaching staff has been excited about a veteran team taking the field for the 2011 inaugural CAA season, you can't forget about the newcomers who are making an impact already after week one. 19 Monarchs took their first snaps in the 41-14 win over Campbell last Saturday and among them were a pair of starters in redshirt freshmen wide receiver Antonio Vaughan, running back Angus Harper and safety Eriq Lewis. Vaughan received CAA Rookie of the Week honors after collecting 191 all-purpose yards and two touchdowns and making six catches for 97 yards and two touchdowns. Harper ran the ball 10 times for 28 yards and a touchdown. Lewis made four tackles and had a pass break-up. Also getting into the mix were true freshman Josh Mann, a local product from nearby Virginia Beach and Ocean Lakes High School, who played at right guard and Lorenzo Smith, who lead the rushing corps with 14 carries for 65 yards. Smith had only been a member of the running back crew for the last two weeks after moving from cornerback during preseason camp due to the injury to Mario Crawford. Other true freshmen getting playing time - long snapper Rick Lovato, wide receivers Blair Roberts and Jakwail Bailey, tight end Mitch Castleberry, and on defense, safety Neal-Anthony Hale and linebacker James Faircloth.

### IT'S OKAY, YOU CAN SCORE FIRST:

Campbell struck first in the 2011 season opener, the sixth time the opponents have scored first in the Monarchs' 23-game history. However all six times ended in victory for the Monarchs including 2010 games with Monmouth, Georgia State, and VMI, as well as 2009 contests with Jacksonville and Presbyterian.

# Old Dominion Football Media Schedule

## Monday, September 5th

Practice: None

### CAA Teleconference:

10:00 a.m. - CAA Football Update	11:00 a.m. - Jimmye Laycock, William and Mary
10:10 a.m. - Jack Cosgrove, Maine	11:10 a.m. - Rob Ambrose, Towson
10:20 a.m. - Sean McDonnell, New Hampshire	11:20 a.m. - Mickey Matthews, James Madison
10:30 a.m. - Kevin Morris, Massachusetts	11:30 a.m. - Wayne Lineburg, Richmond
10:40 a.m. - Joe Trainer, Rhode Island	11:40 a.m. - K.C. Keeler, Delaware
10:50 a.m. - Andy Talley, Villanova	<b>11:50 a.m. - Bobby Wilder, Old Dominion</b>

Audio files from each of the weekly teleconferences will be archived on The CAA Football Pressbox website via CAAFootball.com each Monday after 1 p.m. A free LIVE audio stream of each weekly teleconference will be available on CAAFootball.com beginning shortly before 10 a.m., and lasting the duration of the call. Any media members or fans tweeting comments made on the live teleconference are encouraged to use the CAA Football teleconference hashtag: #CAAFBtc.

### ODU Weekly Press Conference:

Monarch coach Bobby Wilder will meet the media from noon to 1 p.m. in the Powhatan Sports Complex's Football Team Room, located in the football office on the second floor. News conference will be available at ODUSports.com later in the afternoon.

### Breakfast With Bobby:

Va. Pilot beat reporter Rich Radford's video interview with ODU head coach Bobby Wilder can be watched at Pilonline.com, ODUBlitz.com, and HamptonRoadsTV.com.

## Tuesday, September 6th

**Coach/Student-Athlete Interviews:** 2 - 2:30 p.m. at Powhatan Sports Complex. All interviews must be arranged through ODU Sports Information. To ensure availability, please allow 24-hour notice prior to your need for a player or coach interview.

**Practice:** 4 - 6 p.m. at Powhatan Sports Complex. Please contact the Sports Information Office if you are attending practice.

## Wednesday, September 7th

**Coach/Student-Athlete Interviews:** 2 - 2:30 p.m. at Powhatan Sports Complex. All interviews must be arranged through ODU Sports Information. To ensure availability, please allow 24-hour notice prior to your need for a player or coach interview.

**Practice:** 4 - 6 p.m. at Powhatan Sports Complex. Please contact the Sports Information Office if you are attending practice.

## Thursday, September 8th

**Coach/Student-Athlete Interviews:** 2 - 2:30 p.m. at Powhatan Sports Complex. All interviews must be arranged through ODU Sports Information. To ensure availability, please allow 24-hour notice prior to your need for a player or coach interview.

**Practice:** 4 - 6 p.m. at Powhatan Sports Complex. Please contact the Sports Information Office if you are attending practice.

### Coors Light Bobby Wilder Coach's Show

The show will air live at the Buffalo Wild Wings located at 1308 Greenbrier Parkway in the Greenbrier section of Chesapeake, It can be heard live on ESPN Radio 94.1 FM and will be audio streamed over the internet on Monarch Media on ODUSports.com. Fans will have a chance to ask questions, interact with show host and "Voice of the Monarchs" Ted Alexander and head coach Bobby Wilder, and win prizes including Buffalo Wild Wings gift certificates, tickets to upcoming ODU football games, and more. Can't make it to the show...call in to ask Coach Wilder your question at 757-687-9494.

## Friday, September 9th

**Coach/Student-Athlete Interviews:** 2 - 2:30 p.m. at Powhatan Sports Complex. All interviews must be arranged through ODU Sports Information. To ensure availability, please allow 24-hour notice prior to your need for a player or coach interview.

**Practice:** 4 - 5:30 p.m. at Foreman Field. Please contact the Sports Information Office if you are attending practice.

### ODU Football Show:

The first ODU Football Show of the season featuring head coach Bobby Wilder and host Bruce Rader will air this Friday recapping the Campbell victory and looking ahead to the Georgia State match-up at the Georgia Dome in Atlanta. The ODU Football Show will be broadcast every Friday night at 10:45 pm on FOX43 and archived on WAVY.com.





**Old Dominion Quick Facts****"The Quick Hits"****GENERAL INFORMATION**

Name of School: ..... Old Dominion University  
 City, Zip: ..... Norfolk, VA 23529  
 Nickname: ..... Monarchs  
 Founded: ..... 1930 (as the Norfolk Division of  
 ..... the College of William & Mary)  
 Enrollment: ..... 24,000  
 School Colors: ..... Slate Blue (PMS 540), Silver (PMS 877),  
 ..... & Light Blue (PMS 283)  
 Stadium Name: ..... Foreman Field at S.B. Ballard Stadium  
 Capacity: ..... 19,818  
 Surface: ..... AstroTurf GameDay Grass 3D  
 Affiliation: ..... NCAA Division I Championship Subdivision (FCS)  
 Conference: ..... Colonial Athletic Association (CAA)  
 Office Phone: ..... (757) 683-3369  
 Athletic Dept. Phone: ..... (757) 683-3375  
 Athletic Ticket Office: ..... (757) 683-4444  
 Press Box Phone: ..... (757) 683-3842

**FOOTBALL STAFF**

Head Coach: ..... Bobby Wilder (Maine '87)  
 Record at ODU: ..... 18-5 (2 seasons)  
 Overall Record: ..... 18-5 (2 seasons)  
 CAA Record: ..... 1st season

**ASSISTANT COACHES:**

Defensive Backs: ..... Marc Bacote (James Madison '08)  
 Defensive Line: ..... Dealton Cotton (East Carolina '95)  
 Offensive Line: ..... Bill Dee (Mansfield '75)  
 Asst. Def. Coord./Secondary: ..... Jarod Dodson (South Dakota '99)  
 Rovers: ..... Corey Hetherman (Fitchburg State '06)  
 Pass Game Coord./Wide Receivers/Tight Ends: .....  
 ..... Keita Malloy (Delaware '95)  
 Defensive Coordinator/Linebackers: ..... Andy Rondeau (Syracuse '91)  
 Offensive Coordinator/Offensive Line: ..... Brian Scott (Maine '00)  
 Quarterbacks: ..... Ron Whitcomb (Maine '06)  
 Running Backs/Special Teams: ..... Michael Zyskowski (Maine '06)

Administrative Assistant: ..... Kyle Noro  
 Equipment Manager: ..... Tommy Rapiere  
 Assistant Equipment Manager: ..... Daniel Cornier  
 Video Coordinator: ..... Dory Kong

**TEAM INFORMATION**

2010 Record: ..... 8-3  
 2010 Conference Record: ..... N/A  
 2010 Home Record: ..... 4-3  
 2010 Away Record: ..... 4-0

All-Time Record: ..... 18-5  
 All-Time Conference Record: ..... N/A  
 All-Time Home Record: ..... 11-4  
 All-Time Away Record: ..... 7-1

Basic Offense: ..... Spread  
 Basic Defense: ..... 4-3

**ATHLETIC COMMUNICATIONS**

Assistant Athletic Director - Communications: ..... Carol Hudson  
 Associate Communications Director (FB Contact): Kimberly Zivkovich  
 Sports Information Main Phone: ..... (757) 683-3372  
 Zivkovich Direct Line: ..... (757) 683-5520  
 Zivkovich Cell Phone: ..... (757) 617-7757  
 Zivkovich Email: ..... kzivkovi@odu.edu  
 Assistant Communications Director: ..... Dustin Semonavick  
 Assistant Communications Director: ..... Eric Bohannon  
 SID Address: ..... Jim Jarrett Athletic Admin. Bldg.  
 ..... Norfolk, VA 23529  
 ODU Website: ..... www.odusports.com  
 Facebook: ..... Group - Old Dominion University Athletics  
 Twitter: ..... @ODUFootball, @ODUSports  
 Video: ..... www.ODUSports.com/AllAccess

- Old Dominion enters Saturday's game with Georgia State riding a six game win-streak. The win streak is currently fourth among FCS schools. The Monarchs' last loss came with a 50-37 setback to #14/16 Cal Poly back on Oct. 9, 2010.

- Old Dominion restarted its football program in 2009 after a 69-year absence and in its three years has compiled an 18-5 overall mark as the best start-up in FCS history.

- Old Dominion went 9-2 in its inaugural season, 8-3 in 2010, and currently stands at 1-0 this season.

- After playing two years as an independent in the FCS, the Monarchs join the CAA, considered by many to be the best FCS conference in the nation. Six of the CAA's 11 programs were ranked in the national preseason polls and seven are ranked this week - William & Mary, Delaware, New Hampshire, James Madison, Villanova, UMass, and Richmond. ODU will face all but New Hampshire this season.

- With week one's win over Campbell (41-14), Old Dominion improved to 2-1 in openers and 2-1 in home openers. The Monarchs also improved to 3-0 all-time vs. Campbell and 4-1 against the Pioneer League. Old Dominion also improves to 11-4 at Foreman Field at S.B. Ballard Stadium

- Foreman Field at S.B. Ballard Stadium continues to be the place to be in Hampton Roads on Saturdays. In the Monarchs' 15 games, all have been sellouts. While the last two season's have averaged 19,782, additional seating has brought Foreman Field's capacity to 19,818. ODU is currently third in average attendance through week one behind Tennessee St. (25,209) and Florida A&M (21,162).

- As a team through week one, the Monarchs are ranked in the Top 10 nationally in Sacks (6th - 5.0), Passing Offense (7th - 367.00), Tackles for Loss (8th - 10.0), Total Offense (9th - 506.00), Net Punting (10th - 42.25),

- Individually in the national stats this season, quarterback Thomas DeMarco ranks 10th in total offense (332.00), Paul Morant ranked seventh in interceptions (1.0), and Jarod Brown is tied for sixth in field goals (2.00).

# Old Dominion vs. Georgia State Series Information



**VS.**



**TEAM:**

41.0	<u>Scoring</u>	41.0
14.0	<u>Scoring Defense</u>	7.0
141.0	<u>Rushing</u>	146.0
50.0	<u>Rushing Defense</u>	140.0
3.9	<u>Avg./Rush</u>	3.9
3	<u>Rush TDs</u>	2
32-43-2	<u>Comp. - Att. - Int.</u>	13-18-0
365.0	<u>Passing</u>	196.0
181.0	<u>Passing Defense</u>	107.0
2	<u>Pass TDs</u>	3
506.0	<u>Total Offense</u>	342.0
231.0	<u>Total Defense</u>	247.0
506-76	<u>Tot. Off/Plays</u>	342-55
16.0	<u>Kickoff Return Avg.</u>	28.0
1-12	<u>Interceptions</u>	2-57
27:12	<u>Time of Possession</u>	26:46
5-16 (31%)	<u>3rd-Down Conv.</u>	6-12 (50%)
2-5 (40%)	<u>4th-Down Conv.</u>	0-0 (0%)
5-30	<u>Sacks By-Yards</u>	3-15
2-2 (100%)	<u>Field Goals - Att.</u>	2-2 (100%)
5-5 (100%)	<u>PATs - Attempts</u>	5-5 (100%)

### INDIVIDUAL

Thomas DeMarco - 310.0	<u>Passing Yards</u>	Bo Schlechter - 196.0
Thomas DeMarco - 2	<u>Passing TDs</u>	Bo Schlechter - 3
Lorenzo Smith - 74.0	<u>Rushing Yards</u>	Donald Russell - 56.0
Three tied with (1)	<u>Rushing TDs</u>	Donald Russell - 2
Angus Harper - 7	<u>Receptions</u>	Albert Wilson/E. Ogbuehi - 3
Angus Harper - 58.0	<u>Receiving Yards</u>	Albert Wilson - 85.0
A. Vaughan/K. Blanco - 1	<u>Receiving TDs</u>	Albert Wilson - 2
Ronnie Cameron - 9	<u>Tackles</u>	Michael Hall - 4.0
Chad King/D. Bailey - 1	<u>Sacks</u>	Three with (1)
Ronnie Cameron - 19.0	<u>Tackles For Loss</u>	A.J. Portee - 1.5
Paul Morant - 1	<u>Interceptions</u>	R. Ferguson/S. Demazio - 1
Reid Evans - 5.8	<u>Punt Return Avg.</u>	Albet Wilson - 11.3
Antonio Vaughan - 16.0	<u>Kick Return Avg.</u>	Parris Lee - 28.0

### **All-Time Vs. Georgia State:**

Date:	Score	Attend	Site
10/23/2010	W, 34-20	19782	Norfolk, Va.

### **NOTES FROM THE FIRST MEETING - 10/23/2010**

#### **PUTTING THE "D" IN DEFENSE:**

Craig Wilkins, J.J. Williams, and Fred Credle each forced Georgia State fumbles in the last meeting with the Panthers. The three force fumbles ties the mark for the most in a game. The Monarchs also had three forced fumbles against Campbell and VMI in 2010.

Additionally, the four fumble recoveries - Alex Arain, Donald Smith and two by Wilkins, were the most by the Monarchs in a game thus far in the three seasons of ODU football. The previous high of three came in 2009 in a loss at Fordham.

Also, the Monarchs' 10 pass break-ups were the most by the team in its three year history. Led by T.J. Cowart's three, ODU surpasses its previous high of nine against Presbyterian in 2009.

#### **BREAKING-UP IS HARD TO DO:**

T.J. Cowart registered three pass break-ups in last year's win over Georgia State. Not only did he have a trio vs. Panthers, but he also had them against #12/13 William & Mary and Gardner-Webb, last season tying for the most in a game by a Monarch. Cowart has interrupted opponent quarterback throws 15 times in his three years at Old Dominion as the Monarchs' leader in the stat.

#### **12th MONARCH MOMENTS:**

Thanks to the "Blue Out" at Foreman Field and all the noise of being "Loud and Proud" from the 12th Monarchs, Georgia State had nine penalties, the most penalties by an opponent on ODU's home field.

#### **THROUGH THE UPRIGHTS:**

Jarod Brown's 44-yard field goal that gave ODU a 17-6 edge over Georgia State heading into the half was his third longest field goal of his career. Brown's longest field goal as 45 yard against N.C. Central and he also hit a 43-yard attempt in ODU's 41-14 win over Campbell last weekend.



**IMPRESSIVE DEBUT:**

Wide receiver Antonio Vaughan finished his Monarch debut with 191 all-purpose yards (30 rush, 97 rec., 48 kick return, 16 punt return), the third highest total in the Monarchs' young history. Only Thomas DeMarco (224 yds. vs. N.C. Central - 2009) and Colby Goodwyn (356 yds. vs. Cal Poly - 2010) have had more. Vaughan gave ODU the 28-7 edge with 4:36 remaining in the second quarter, with his first career touchdown. He had his second touchdown on the play following a fumble forced by Keenan Terry and recovery by John Darr in the third quarter.

**FIRST SCORING OF THE YEAR:**

Kai Blanco scored the first ODU touchdown of the 2011 season. It was his third touchdown of his career. He also had scores against William & Mary and VMI last season. Other first touchdowns of the season came by Marquel Thomas in 2009 and Prentice Gill in 2010 versus Jacksonville.

**ANOTHER FIRST SCORE:**

Angus Harper, who scored the Monarchs' second touchdown in the first quarter, registered his first career touchdown.

**ON THE PASS:**

Thomas DeMarco, gave ODU a 21-7 edge, with his 26th rushing touchdown of his career. The senior signal caller finished with 310 passing yards, the fourth time he has passed for 300 or more yards in a game.

**FLYING THROUGH THE UPRIGHTS:**

Jarod Brown had a 32-yard and 45-yard field goals to improve to 13-14 all-time in field goals. His second field goal was three yards short of tying his longest - 48 at N.C. Central in last year's season finale. He was also 5-of-5 on PAT's improving to 44-of-46 all-time. The most PAT's that have sailed through the uprights for Brown was when he went 6-of-6 against Savannah State and VMI last year.

**MORE PEOPLE WATCH THE MONARCHS WIN:**

A new attendance mark was set in the Monarchs' home opener against Campbell in week one thanks to new seats in the loge level of the Ainslie Game Day Building. 19,818 people were in attendance to witness the Monarchs' 41-14 victory over the Camels.

**SOLD OUT:**

The Old Dominion University football program begins its third season of competition and its first as an official member of the Colonial Athletic Association this fall, and for the third consecutive year the Monarchs have sold through their season ticket allocations at Foreman Field at S.B. Ballard Stadium.

Since starting football in 2009, Old Dominion University has sold out of all available season tickets, setting national attendance records for start-up Football Championship Subdivision programs. The Monarchs ranked fourth in both accumulated and average attendance in 2010 and a total of 296,766 fans have entered through the turnstiles in the 23-games played at Foreman Field the last three seasons.

ODU fans purchased more than 14,000 season tickets for the 2011 season, with 400 of those tickets sold to 140 members of the football waiting list. The waiting list, created in 2009, currently has 1,710 members who are the first group contacted when season tickets become available.

**WELCOME TO THE CAA:**

Entering its inaugural season in the CAA, the ODU Football Monarchs were picked 10th in the conference's Preseason Poll announced at CAA Football Media Day at M&T Bank Stadium in Baltimore, Md.

**2011 CAA FOOTBALL PREDICTED ORDER OF FINISH (first-place votes)**

1. William and Mary (12)
2. James Madison (4)
3. Delaware (2)
4. New Hampshire (2)
5. Massachusetts (1)
6. Richmond
7. Villanova
8. Rhode Island (1)
9. Maine
10. Old Dominion
11. Towson

**JOB WELL DONE:**

Old Dominion football Coach Bobby Wilder has announced four promotions on his coaching staff this preseason. Dealton Cotton has been elevated to Assistant Head Coach, Keita Malloy has added the title Pass Game Coordinator, Ron Whitcomb will serve as the Monarchs' Recruiting Coordinator, and Jarod Dodson will add Assistant Defensive Coordinator to his duties.

**OPENING WITH A BANG:**

And no, we're not talking about the howitzer you hear being shot off before the Monarchs run onto Foreman Field. Old Dominion scored on its opening drive in six of its 11 games last season and 13 times in the 23 game history of the program.

**PAYTON AWARD:**

Old Dominion quarterback Thomas DeMarco is among the 20-player Walter Payton Watch List for the Football Championship Subdivision's (FCS) top individual honor. The Payton Award will celebrate its 25th anniversary this season and be presented to the FCS' outstanding player at the national awards banquet Thursday night, Jan. 5 in Frisco, Texas.

The 2011 Watch List includes 11 quarterbacks. Joining DeMarco on the list are seniors DeAndre Presley of Appalachian State, Casey Therriault of Jackson State, Mike Brown of Liberty, B.J. Coleman of Chattanooga, Josh McGregor of Jacksonville, Bo Levi Mitchell of reigning FCS champion Eastern Washington and Tirrell Rennie of Northern Iowa, juniors Casey Brockman of Murray State, and Brad Sorensen of Southern Utah, and sophomore DeNarius McGhee of Montana State.

Also included on the list are senior running backs Jonathan Grimes of William & Mary, Mike Mayhew of North Carolina A&T and D.J. McNorton of North Dakota State, as well as junior Jamaine Cook of Youngstown State and sophomores Nate Eachus of Colgate and Andrew Pierce of Delaware along with junior fullback Eric Breitenstein from Wofford.

The Watch List also includes two wide receivers, Liberty senior Chris Summers and Eastern Washington junior Brandon Kaufman.

Entering the 2011 inaugural Colonial Athletic Association (CAA) season, the Monarch signal caller has already garnered some preseason attention. DeMarco is a Preseason Honorable Mention All-American by the Consensus Draft Services and was named to the College Football Performance Awards Quarterbacks Watch List in addition to be listed as

one of the Top FCS Quarterbacks by The Sports Network.

A member of the Walter Payton Watch List for the second straight season, DeMarco averaged 250.5 yards passing per contest including passing for a career-high 407 yards at Monmouth. He also passed for over 300 yards against Jacksonville and #14/16 Cal-Poly and threw for a career-high four touchdowns in games at Campbell, at Monmouth, and vs. #14/16 Cal Poly. On the ground, the two-year starting Monarch QB ran for 423 yards and a team-leading eight touchdowns as the Monarchs' second leading rusher. He averaged 38.5 yards rushing per game, running for a pair of touchdowns at Hampton and versus Savannah State.

**GOOD WORK RONNIE CAMERON:**

Old Dominion defensive tackle Ronnie Cameron was among the record 132 nominees announced for the 2011 Allstate AFCA Good Works Team®. The award recognizes the selfless contributions to volunteerism and community service made by college football student-athletes across the nation.

This year marks the program's 20th year honoring college football players at all levels of competition who stand out for their "good works" in the community. Since 1992, selection to the Allstate AFCA Good Works Team® has become the gold standard for off-the-field character and leadership for college football players. The honor is widely considered the sport's pre-eminent community service award.

Entering last season as a "Transfer to Watch" by the Sports Network after joining the ODU program from Hofstra, Cameron started all 11 games at tackle for the Monarchs and ended the year second on the ODU defense with 72 tackles (28 solo, 44 assisted). The Second Team All-State honoree was tied for eighth among FCS defenders in tackles for loss, averaging 1.73 TFL's a game and was second on the squad with 5.5 sacks. Cameron also led ODU with eight QB hurries, captured forced fumbles against VMI and N.C. Central and had a career-high 14 stops in the season finale at N.C. Central.

Away from the field, Cameron is active in the numerous Monarch Reachout programs including the annual National Marrow Donor Registry and the annual "Little Feet Meet" with ODU Special Olympics and has also participated in activities with the Make-A-Wish Foundation of Greater Virginia and the summer clinic with the Boys & Girls Club of Southeast Virginia. Cameron has also served as a volunteer at the United Methodist Church, homeless shelters and at the Westbury Recreation Center and volunteered at Leesville Middle School and Larchmont Recreation Center.

A Dean's List student, Cameron finished his undergraduate degree in three years and is currently working towards his MBA. In addition to being a captain of the ODU Football Monarchs, he is also a member of the ODU MBA Association and is a recipient of the Luke Hillier Endowment for academic and athletic success. Cameron also helped led, organize, and was a keynote speaker at the third annual Black Male Summit.

**FIRST MONARCH NFL SIGNEE:**

Former Old Dominion defensive end Deron Mayo signed a free agent contract with the National Football League's Denver Broncos becoming the first Monarch to do so.

Mayo's impact at Old Dominion was immediate from the time he set foot on campus. Choosing to play his final season of collegiate football at ODU after Hofstra University disbanded its program, Mayo was named a "Transfer to Watch" by the Sports Network and in a vote by his teammates, was named a Co-Captain, showing their respect for the defensive end with Mayo not even having played a game in the

Monarch uniform.

In 2010, Mayo was third on the ODU defense making 70 tackles and made five or more stops in 10 of the Monarchs' 11 games. He led the Monarchs in sacks, was second on the team in tackles for loss, forced a team-leading three fumbles, recorded a team second-best seven QB hurries, and tied for third among teammates with three pass break-ups. As a member of the special teams unit, Mayo blocked two kicks, including a punt at Hampton resulting in a Monarch score.

Mayo was released by the Broncos on Aug. 29.

**TO THE MAX:**

When the Monarchs reported to preseason camp on Aug. 7th, the roster was at the NCAA maximum for the first time in the ODU program's history as 95 Football Monarchs reported.

**RISE AND SHINE:**

Here's a list to show how early the Monarchs have scored over the last two years.

<u>Time Remaining</u>	<u>1st Quart.Opponent</u>	<u>Date</u>
13:53	Savannah State	11/6/10
13:40	Cal Poly	10/9/10
13:24	Fordham	10/3/09
13:05	Monmouth	9/26/09
12:42	Chowan	9/5/09
12:19	Campbell	10/17/09
11:58	Virginia Union	9/12/09
11:20	VMI	11/21/09
11:12	Georgetown	10/31/09
10:59	N.C. Central	11/7/09
10:56	Gardner-Webb	10/2/10
10:51	Campbell	9/11/10
10:44	Savannah State	10/24/09
10:38	Hampton	10/3/0/10
9:57	Jacksonville	9/4/10
9:39	N.C. Central	11/20/10
8:25	Campbell	9/3/2011
8:16	VMI	11/13/10

**BLOCK THAT KICK:**

Special teams now has 12 blocks to its credit in the last three seasons.

Edmon McClam blocked his sixth career PAT against Savannah State last season. McClam holds the FCS record for Blocked PATs in a Season (2009 - 5) and Blocked PATs in a Game (3 - Chowan). The FCS record for Blocked PATs in a Career is seven by Tim Hauck (Montana - 1987-89).

The Monarchs had two blocked punts against Hampton by former Monarchs Deron Mayo and Desmond Williams that both resulted in Monarch scores in the 28-14 win. Mayo also rushed the Pirate punter which led Hampton to punt the ball into its own player and set the Monarchs up for a touchdown run from two yards out. Hampton had not had a punt blocked since 2004.

In addition to the Hampton game, Mayo also had a blocked field goal during the first quarter vs Gardner-Webb to preserve ODU's 7-0 lead against the Runnin' Bulldogs.

Alex Arain blocked a punt, ODU's first blocked punt in history, at Monmouth during week four.



Chris Burnette also has two blocked PATs from last season.

**KICKOFF RETURN RECORDS:**

Old Dominion's Colby Goodwyn set the Division I record (FBS or FCS) for kickoff return yardage in a game with 333 yards in his nine returns against #14/16 Cal Poly in week six. The old mark was 326 by Eastern Washington's Bashir Livingston on Oct. 31, 1998. The FBS record is 319 by Iowa State's Leonard Johnson on Nov. 1, 2008. Old Dominion also set the record for most kickoff return yardage by a team (365 yards on 11 returns).

On top of Goodwyn's new NCAA marks, he managed to also put his name into the Monarch record book as well. His 89-yard kickoff return that lead to Reid Evans' touchdown reception in the second quarter against the Mustangs was the longest kick return by a Monarch to-date. Goodwyn would later have a 79-yard kick return that places his name again the record books, this time with the second-longest kick return in the brief history of ODU football. The previous high was a 76-yard return by Mario Crawford in ODU's historic opener against Chowan last year.

**ADDING FOOTBALL:**

Old Dominion is just one of a handful of programs that have brought football to their campuses the last few years. Here are some recent start-up programs:

<u>School:</u>	<u>FCS/FBS:</u>	<u>Conference:</u>	<u>Year Starting:</u>
Georgia State	FCS	CAA	2010
Lamar	FCS	Southland	2010
South Alabama	FCS	Independent	2010
	FBS	Sun Belt	2014
UT-San Antonio	FCS	Independent	2011
	FBS	Sunbelt	2014
Charlotte	FCS	TBA	2013
Mercer	FCS	Pioneer	2013
Stetson	FCS	Pioneer	2013

**START-UP SUCCESS:**

Here is a look at schools that have started football programs over the last few years:

**YEAR ONE:**

<u>School:</u>	<u>FCS/FBS:</u>	<u>Year Started:</u>	<u>First Season:</u>
South Alabama	FCS	2010	10-0 *
Old Dominion	FCS	2009	9-2
Robert Morris	FCS	1994	7-1-1
Coastal Carolina	FCS	2003	6-5
Georgia State	FCS	2010	6-5
FIU	FBS	2002	5-6
South Florida	FBS	1997	5-6
Lamar	FCS	2010	5-6
Florida Atlantic	FBS	2001	4-6
Jacksonville	FCS	1998	4-5
Bryant	FCS	1999	3-6
Campbell	FCS	2008	1-10

(\* - Six game against non-Division I opponents)

**YEAR TWO:**

<u>School:</u>	<u>FCS/FBS:</u>	<u>Year Started:</u>	<u>First Season:</u>
Coastal Carolina	FCS	2004	10-1
Old Dominion	FCS	2010	8-3
South Florida	FBS	1998	8-3
Robert Morris	FCS	1995	6-4
Bryant	FCS	2000	5-5
Campbell	FCS	2009	3-8
Jacksonville	FCS	1999	3-6
Florida Atlantic	FBS	2002	2-9
FIU	FBS	2003	2-10

**YEAR THREE:**

<u>School:</u>	<u>FCS/FBS:</u>	<u>Year Started:</u>	<u>First Season:</u>
Coastal Carolina	FCS	2005	9-2
South Florida	FBS	1999	7-4
Robert Morris	FCS	1996	9-2
Bryant	FCS	2001	7-2
Campbell	FCS	2010	3-8
Jacksonville	FCS	2000	3-8
Florida Atlantic	FBS	2003	11-3
FIU	FBS	2004	3-7

**HISTORY IN THE MAKING:**

The Monarchs made history on September 5th when a three-year dream became a reality. On May 31, 2006, the ODU board of visitors voted to add football and 1,293 days later, the Monarchs kicked off their first season of Division I FCS play. ODU played an 11-game schedule, including seven home dates at the \$24.8 million renovated Foreman Field at S.B. Ballard Stadium. The schedule was a mix of both D-II and D-I FCS opponents to help the Monarchs transition into not only its first year of football, but also to get ready for entering the Colonial Athletic Association (CAA) in 2011, the toughest FCS conference in the nation.

**CRYSTAL BALL:**

September 18th, 2010 was a glimpse into the future with the Monarchs' contest against William & Mary, a school that will be featured prominently on ODU's schedule as they join the CAA in 2011. The same tilt gave ODU a taste of the toughest FCS league in the nation. The Tribe also mark the first ranked team ODU faced in its young history. At game time, William & Mary ranked 12th in the FCS Coach's Poll and 13th in the Sports Network Poll.

**12th MONARCH MOMENTS:**

There may be 11 Monarchs on the field, but the 12th Monarch is in the stands. Thanks to all the noise of being "Loud and Proud" from the 12th Monarchs at Foreman Field at S.B. Ballard Stadium, the opposition was charged with 51 in 2010 and 41 in 2009.

**2009 12th Monarch Stats:**

Chowan: .....Seven Penalties  
 Virginia Union: ...Eight Penalties  
 Monmouth: ..... Three Penalties  
 Presbyterian: ..... Four Penalties  
 Campbell: .....Eight Penalties  
 Georgetown: ..... Five Penalties  
 N.C. Central: ..... Six Penalties

**2010 12th Monarch Stats:**

Jacks...the Penalties  
 William & Mary  
 Gardner-Whitman  
 Cal.Poly: Seven Penalties  
 Georgia State  
 Savannah State  
 VMI:..... Eight Penalties

**2009 12th Monarch Stats:**

Chowan: ..... Six Penalties

**TV MOMENTS:**

Listed below is the Monarchs 2011 schedule, with game times and TV broadcast carriers.

<u>Date:</u>	<u>Opponent:</u>	<u>Kick-Off:</u>	<u>Broadcast Carrier:</u>
9/3	Campbell	6 p.m.	Monarch Media
9/10	at Ga. State	Noon	CSS, TCN, CSN-NE, CSN*
9/17	Hampton	6 p.m.	Monarch Media, Cox 11, CSN**
9/24	at Delaware	Noon	TCN, CSN-NE, Cox 11
10/1	UMass	7 p.m.	Cox 11, Cox NOVA, Roanoke, TCNMA
10/8	at Rhode Island	Noon	radio only
10/15	Towson	3:30 p.m.	Monarch Media
10/24	at Villanova	3:30 p.m.	radio only
10/29	James Madison	Noon	CSN
11/5	Richmond	2 p.m.	Monarch Media
11/12	at William and Mary	Noon	Cox 11, Cox NOVA, Roanoke, CSN

\*CSN + seen locally on Cox 11 in Hampton Roads

\*\*tape delay to air on 9/17 at approximately 10 p.m., or following the Washington Nationals broadcast on Cox 11. Tape delay on CSN on 9/19 at 7 p.m.

TCN - The Comcast Network/ CSN-NE - Comcast Sports Network New England

Cox NOVA - Northern Virginia/TCNMA - The Comcast Network Mid Atlantic/CSN -

## The Polls

### The Sports Network Poll Top 25

1. Eastern Washington Eagles (111).....	0-1	3,653	1
2. Georgia Southern Eagles (29).....	1-0	3,469	4
3. Appalachian State Mountaineers (2).....	0-1	2,972	2
4. Northern Iowa Panthers (1).....	0-1	2,941	7
5. <b>William &amp; Mary Tribe (1).....</b>	<b>0-1</b>	<b>2,905</b>	<b>3</b>
6. Montana State Bobcats.....	0-1	2,670	6
7. Wofford Terriers.....	1-0	2,651	8
8. <b>Delaware Blue Hens.....</b>	<b>0-1</b>	<b>2,647</b>	<b>5</b>
9. <b>Richmond Spiders (3).....</b>	<b>1-0</b>	<b>2,503</b>	<b>16</b>
10. Jacksonville State Gamecocks.....	1-0	2,314	9
11. North Dakota State Bison.....	1-0	2,185	11
12. Sacramento State Hornets (3).....	1-0	1,924	24
13. <b>New Hampshire Wildcats.....</b>	<b>0-1</b>	<b>1,751</b>	<b>10</b>
14. Lehigh Mountain Hawks.....	1-0	1,743	13
15. Montana Grizzlies.....	0-1	1,561	12
16. Stephen F. Austin Lumberjacks.....	1-0	1,456	17
17. Southern Illinois Salukis.....	1-0	1,360	19
18. Central Arkansas Bears.....	1-0	1,216	18
19. <b>James Madison Dukes.....</b>	<b>0-1</b>	<b>1,098</b>	<b>15</b>
20. <b>Villanova Wildcats.....</b>	<b>0-1</b>	<b>1,064</b>	<b>14</b>
21. <b>Massachusetts Minutemen.....</b>	<b>1-0</b>	<b>695</b>	<b>25</b>
22. McNeese State Cowboys.....	0-1	623	20
23. Chattanooga Moes.....	0-1	475	21
24. Liberty Flames.....	0-1	456	22
25. Bethune-Cookman Wildcats.....	1-0	377	NR

Others Receiving Votes: South Carolina State 335, Penn 212, Eastern Kentucky 187, Murray State 166, Sam Houston State 129, Stony Brook 117, Grambling State 104, South Dakota State 95, Colgate 80, **Georgia State 46**, Harvard 39, Youngstown State 38, Jacksonville 36, Western Illinois 35, Cal Poly 32, Jackson State 32, Weber State 30, Southeast Missouri State 30, Florida A&M 29, Southern Utah 25, North Dakota 23, Elon 18, **Rhode Island 18**, Missouri State 18, Coastal Carolina 15, UC Davis 14, Yale 13, Brown 12, UT Martin 12, Eastern Illinois 12, Dayton 12, **Maine 12**, **Old Dominion 11**, The Citadel 11, Indiana State 8, South Dakota 7, Texas Southern 5, Central Connecticut State 5, Northern Arizona 4, Delaware State 3, Albany 3, Tennessee State 2, Northwestern State 2, Tennessee Tech 2, Furman 1, Norfolk State 1.

### FCS Coaches Poll Top 25 (Preseason)

1. Eastern Washington (23).....	13-2	687	1
2. Appalachian State (1).....	10-2	617	4
3. Georgia Southern (3).....	10-5	615	6
4. <b>William &amp; Mary (1).....</b>	<b>8-4</b>	<b>614</b>	<b>8</b>
5. <b>Delaware.....</b>	<b>12-3</b>	<b>559</b>	<b>2</b>
6. Montana State.....	9-3	540	11
7. Northern Iowa.....	7-5	448	18
8. Wofford.....	10-3	431	5
9. Jacksonville State.....	9-3	425	12
10. New Hampshire.....	8-5	415	7
11. North Dakota State.....	9-5	392	9
12. Montana.....	7-4	318	21
13. <b>Villanova.....</b>	<b>9-5</b>	<b>276</b>	<b>3</b>
14. Stephen F. Austin.....	9-3	265	10
15. Lehigh.....	10-3	259	14
16. <b>James Madison.....</b>	<b>6-5</b>	<b>226</b>	<b>NR</b>
17. Southern Illinois.....	5-6	181	NR
18. Liberty.....	8-3	179	19
19. <b>Richmond.....</b>	<b>6-5</b>	<b>177</b>	<b>NR</b>
20. McNeese State.....	6-5	170	NR
21. South Carolina State.....	9-3	131	17
22. Central Arkansas.....	7-4	130	NR
23. Chattanooga.....	6-5	113	NR
24. Bethune-Cookman.....	10-2	84	15
T24. Penn.....	.91	84	16

Others Receiving Votes: **Massachusetts (73)**; Western Illinois (72); Cal Poly (71); Southeast Missouri State (68); Southern Utah (67); Sacramento State (66); Murray State (50); Jacksonville (46); Eastern Kentucky (41); UC Davis (22); Colgate (21); Central Connecticut State (19); Stony Brook (18); Indiana State (15); Harvard (14); Dayton (13); Jackson State (13); Illinois State (11); South Dakota State (10); Florida A&M (9); Coastal Carolina (9); Sam Houston State (9); Elon (8); Grambling State (8); Northern Arizona (3); Weber State (3); Northwestern (2).

## Preseason Honors

#### Walter Payton Watch List:

Thomas DeMarco, QB

#### Lindy's Preseason All-FCS Team:

Jonathan Plisco, P, Second Team

#### Phil Steele Preseason All-Americans:

Jonathan Plisco, P, Second Team

#### Consensus Draft Services Preseason All-Americans:

Jonathan Plisco, P, Second Team  
Thomas DeMarco, QB, Honorable Mention  
Colby Goodwyn, KR, Honorable Mention

#### College Sports Madness Preseason All-Americans:

Jonathan Plisco, P, Second Team  
Colby Goodwyn, KR, Third Team

#### College Football Performance Awards Watch Lists:

Colby Goodwyn, KR  
Thomas DeMarco, QB  
Prentice Gill, WR  
Ronnie Cameron, DT  
Craig Wilkins, LB  
Jarod Brown, K  
Jonathan Plisco, P

#### Phil Steele Preseason All-CAA:

Jonathan Plisco, P, First Team  
Thomas DeMarco, QB, First Team  
Ronnie Cameron, DL, First Team  
Colby Goodwyn, KR, Second Team  
Prentice Gill, WR, Second Team

#### College Sports Madness Preseason All-CAA Team:

Jonathan Plisco, P, First Team  
Colby Goodwyn, KR, First Team  
Thomas DeMarco, QB, First Team

#### Allstate AFCA Good Works Team® Nominee:

Ronnie Cameron

#### Sports Network Top 10 Quarterbacks:

Thomas DeMarco

#### Sports Network Special Teams To Watch:

Jonathan Plisco



## Old Dominion Depth Chart

### OFFENSE

<b>QB</b>	17	Thomas DeMarco	Sr-r.	5-11	200
	11	Nate Ong	Jr-r.	6-2	200
<b>RB</b>	32	Angus Harper	Fr-r.	6-0	210
	36	Colby Goodwyn	So.	5-10	200
<b>WR</b>	4	Reid Evans	Jr-r.	5-10	175
	9	Larry Pinkard	Fr-r.	6-0	180
<b>WR</b>	5	Antonio Vaughan	Fr-r.	5-8	170
	84	Dorian Jackson	Jr-r.	5-10	200
<b>WR</b>	1	Prentice Gill	Sr.	5-11	180
	81	Jakwail Bailey	Fr.	5-11	180
<b>TE</b>	83	Kai Blanco	Jr-r.	6-3	260
	88	Mitch Castleberry	Fr.	6-5	215
<b>LT</b>	76	Ryan Jensen	Sr-r.	6-5	300
	57	Robbie Duncan	Jr-r.	6-4	285
<b>LG</b>	77	David Born	So-r.	6-8	340
	65	Perry Owens	So-r.	6-3	275
<b>C</b>	58	Jeremy Hensley	Sr.	6-1	290
	60	Josh Mann	Fr.	6-4	300
<b>RG</b>	70	Brandon Carr	Jr-r.	6-2	295
	or 60	Josh Mann	Fr.	6-4	300
	75	Bryan Morrison	Jr-r.	6-2	290
<b>RT</b>	73	Jake Lowney	So-r.	6-4	285
	61	Wes Moulton	Fr-r.	6-3	270

### DEFENSE

<b>END</b>	97	Edmon McClam	Sr.	6-6	280
	48	Preston Smith	Fr-r.	6-2	250
<b>NG</b>	90	Chris Burnette	Jr-r.	6-4	280
	55	Eric Saylor	Jr-r.	6-2	285
<b>TACKLE</b>	96	Ronnie Cameron	Sr-r.	6-2	295
	54	Dominique Guinn-Bailey	Fr-r.	6-4	265
<b>STUD (DE)</b>	93	Chad King	Sr-r.	6-3	255
	98	Alex Johnson	So-r.	6-3	225
<b>ROVER (LB)</b>	12	Craig Wilkins	Jr-r.	6-2	225
	29	Patrick Young	So-r.	6-0	195
<b>MIKE (LB)</b>	34	J.J. Williams	Sr-r.	6-2	225
	51	Michael Colbert	Jr-r.	6-1	220
<b>BACKER (LB)</b>	6	Alex Arain	Jr-r.	6-4	220
	46	John Darr	So-r.	6-0	235
<b>CB</b>	22	T.J. Cowart	Jr-r.	5-9	185
	15	Aaron Evans	So.	5-9	185
<b>CB</b>	26	Eriq Lewis	Fr-r.	6-0	180
	28	Markell Wilkins	So-r.	5-9	165
<b>SS</b>	10	Devon Simmons	Jr-r.	6-2	205
	20	Paul Morant	So.	6-0	195
<b>FS</b>	27	Carvin Powell	Jr.	6-1	205
	16	Fred Credle	Jr-r.	5-11	175

### Specialists

<b>PK</b>	39	Jarod Brown	So-r.	5-11	205
	67	Dustin Burdick	Fr.	5-9	175
<b>P</b>	31	Jonathan Plisco	Jr-r.	6-0	205
	69	Josh Williams	Fr.	6-3	240
<b>H</b>	17	Thomas DeMarco	Sr-r.	5-11	200
	31	Jonathan Plisco	Jr-r.	6-0	205
<b>KR</b>	36	Colby Goodwyn	So.	5-10	200
	15	Aaron Evans	So.	5-9	185
<b>PR</b>	4	Reid Evans	Jr-r.	5-10	170
	15	Aaron Evans	So.	5-9	185
<b>LS</b>	50	Rick Lovato	Fr.	6-2	225
	63	Kevin Marley	Fr.	5-10	255

# Last Time: Old Dominion vs. Georgia State

**OLD DOMINION 34, GEORGIA STATE 20**  
**Foreman Field at S.B. Ballard Stadium • Norfolk, Va.**  
**October 2, 2010 • Attendance. 19,782**

## SCORE BY QUARTERS:

	1st	2nd	3rd	4th	Final
Georgia State	6	0	0	14	20
Old Dominion	0	17	17	0	34

## SCORING SUMMARY:

Q	Time	Play	Score
1st	09:28	G Vance, Iain 21 yd field goal 9 plays, 43 yards, TOP 4:04	3 - 0
	02:32	G Vance, Iain 34 yd field goal 10 plays, 63 yards, TOP 4:26	6 - 0
2nd	07:03	O Mario Crawford 6 yd run (Jarod Brown kick) 10 plays, 80 yards, TOP 3:27	6 - 7
	02:34	O Marquel Thomas 18 yd pass from Thomas DeMarco (Jarod Brown kick) 11 plays, 54 yards, TOP 3:19	6 - 14
	00:40	O Jarod Brown 44 yd field goal 8 plays, 27 yards, TOP 1:06	6 - 17
3rd	07:57	O Colby Goodwyn 23 yd run (Jarod Brown kick) 8 plays, 71 yards, TOP 3:18	6 - 24
	02:44	O Jarod Brown 29 yd field goal 5 plays, -3 yards, TOP 0:45	6 - 27
	00:13	O Thomas DeMarco 1 yd run (Jarod Brown kick) 5 plays, 29 yards, TOP 1:33	6 - 34
4th	11:16	G Evans, Travis 32 yd pass from Little, Drew (Vance, Iain kick) 4 plays, 70 yards, TOP 0:54	13 - 34
	03:18	G Little, Drew 3 yd run (Vance, Iain kick) 9 plays, 80 yards, TOP 3:55	20 - 34

## SCORING SUMMARY:

	GSU	ODU
FIRST DOWNS	21	23
NET YARDS RUSHING	58	229
NET YARDS PASSING	419	152
TOTAL OFFENSE YARDS	477	381
Fumbles: Number-Lost	4-4	2-0
Penalties: Number-Yards	9-92	7-55
PUNTS-YARDS	4-183	6-231
KICKOFFS-YARDS	4-230	7-454
Punt returns: Number-Yards-TD	2-5-0	2-10-0
Kickoff returns: Number-Yds-TD	6-119-0	3-76-0
Interceptions: Number-Yds-TD	0-0-0	0-0-0
Fumble Returns: Number-Yds-TD	0-0-0	1-1-0
Miscellaneous Yards	0	0
Possession Time	30:03	28:41
Third-Down Conversions	5 of 14	4 of 16
Fourth-Down Conversions	1 of 3	2 of 3
Red-Zone Scores-Chances	3-4	4-6
Sacks By: Number-Yards	0-0	0-0
PAT Kicks	2-2	4-4
Field Goals	2-2	2-3

## INDIVIDUAL STATISTICS:

**RUSHING:** Georgia State-Watson, R. 7-36; Hill, Kelton 5-10; Wilson, Albert 1-9; Evans, Travis 5-5; Little, Drew 2-4; Burkhalter, Sam 1-0; TEAM 1-minus 2; Lee, Parris 1-minus 4. Old Dominion-Mario Crawford 18-91; Colby Goodwyn 10-72; Desmond Williams 8-35; Thomas DeMarco 7-31.

**PASSING:** Georgia State-Little, Drew 32-53-0-414; Williams, Danny 0-1-0-0; Hill, Kelton 1-1-0-5. Old Dominion-Thomas DeMarco 22-38-0-152.

**RECEIVING:** Georgia State-Williams, Danny 11-102; Haynes, Sidney 6-73; Evans, Travis 5-56; Giles, Jordan 3-70; Ogbuehi, E. 3-64; Carter, Bo 1-20; Wilson, Albert 1-16; Lee, Parris 1-13; Burkhalter, Sam 1-4; Williams, A. 1-1. Old Dominion-Monty Smalley 9-61; Marquel Thomas 5-48; Reid Evans 5-33; Desmond Williams 2-11; Prentice Gill 1-minus 1.

**TACKLE LEADERS:** Georgia State-Hogan, Mark 3-11; Muasau, Louie 4-7; Jones, Brandon 4-5; Bilukidi, C. 0-7; Bostic, Evan 4-2; Opanubi, O. 0-6; Moon, Cole 1-4; Muasau, Jake 0-5; Hughes, Justin 4-0; Woodard, T. 1-3; Jenkins, Kalan 0-4; Old Dominion-T.J. Cowart 8-2; J.J. Williams 4-4; Craig Wilkins 5-2; Donald Smith 3-4; Michael Colbert 2-4; Carvin Powell 2-3; Deron Mayo 1-4; Fred Credle 3-1; Ronnie Cameron 1-3; Aaron Evans 2-1; John Darr 0-3; Alex Arain 0-3;

## BATTLE OF THE NEWCOMERS: Football Monarchs' Win The Turnover Battle in 34-20 Win Over Georgia State

**NORFOLK, Va. --** Old Dominion University football scored 34-straight points to turn a 6-0 deficit into a 34-6 lead and cruised to a 34-20 win over Georgia State Saturday evening at Foreman Field at S.B. Ballard Stadium.

The Monarchs were down early to the first-year Georgia State program after a pair of Iain Vance field goals put Georgia State up 6-0.

The Panthers' opening drive saw the squad reach the ODU 2 thanks to a 30-yard run by Roosevelt Watson. However at first and goal, the Monarch defense clamped down forcing Georgia State to kick the field goal.

The next Georgia State drive produced Vance's second field goal. The Panthers were once again inside the red zone, but the ODU defense would not budge, forcing the 34-yard attempt from Vance.

The rest of the night then belonged to Old Dominion with the Monarchs going on a tear scoring 34 straight points and holding Georgia State scoreless for two quarters.

After the Monarchs gave up 126 yards of offense to the Panthers in the opening stanza, ODU only allowed the Panthers to gain 47 yards in the second half while racking up 163 yards and a pair of touchdowns.

Mario Crawford got the Monarchs onto the scoreboard giving his Old Dominion team the lead for good. The Monarchs' leading rusher used a six-yard run for his second touchdown of 2010 to give ODU the 7-6 edge with 7:03 remaining in the second quarter.

After a three and out by the Panthers, Old Dominion found itself in the end zone yet again. Twice the Monarchs converted fourth down to continue its charge downfield capping the drive with a 18-yard reception by Marquel Thomas.

Four plays later, the Monarchs got the ball back as Fred Credle caused Georgia State's Danny Williams to fumble the ball with Donald Smith right there for the recovery. With the ball back in possession, ODU extended its lead to 17-6 with a 44-yard field goal by Jarod Brown. Brown's 44-yard field goal was his longest and the second longest field goal in ODU's brief two-year history.

Old Dominion put up 15 more points in the third quarter.

Georgia State opened the third stanza with the ball and made its way down into ODU territory. With the Panthers on the ODU 42, Panther quarterback Drew Little threw 13-yards to Parris Lee, but J.J. Williams caused the opposition to fumble. Craig Wilkins made the recovery setting up ODU for an eight-play, 71 yard drive resulting in a 23-yard touchdown run by Colby Goodwyn.

For Goodwyn, it was his third rushing touchdown of the season.

Another Georgia State fumble turned into another Monarch score later in the third quarter. As the nation's leading punter Jonathan Plisco booted the ball 47 yards, Panther punt returner Albert Wilson fumbled, giving the Monarchs' Alex Arain the opportunity to return the ball back to Old Dominion at the Panthers' own nine yard line.

Although the Monarchs were pushed back for negative yardage, Brown kicked to 29-yard field goal attempt through the uprights to give ODU the 27-6 advantage with 2:44 left in the quarter.

Scoring still wasn't over for the Monarchs as Georgia State fumbled again. Wilkins not only caused the fumble, but collected his second fumble recovery of the afternoon.

Starting deep into Panther territory, the Monarchs needed just five plays to find the end zone yet again. Thomas DeMarco (Palm Desert, Calif.) on the qb keeper posted his team-leading fifth rushing touchdown this year to put ODU ahead 34-6 heading into the final quarter.

Georgia State notched a pair of touchdowns during the fourth quarter for the game's final score. Travis Evans had a 32-yard reception and Little found his way over the endline on a nine-play, 80 yard Georgia State drive midway through the quarter.

Defensively, the Monarchs had a big night from T.J. Cowart who led the way with 10 tackles, including eight solo stops, and three pass break-ups. Cowart, who also had three pass break-ups in games with nationally-ranked William & Mary and Gardner-Webb, has made 13 in his career as a Monarch.

Wilkins, who forced a pair of fumbles along with a fumble recovery that led to Monarch scores, finished the night with seven tackles, including 2.5 for seven negative yards for the Panthers.



# 2011 Recaps - Campbell

## SEASON OPENING VICTORY: Football Monarchs Dominate Campbell, 41-14

**NORFOLK, Va.** -- Antonio Vaughan had 191 all-purpose yards and scored two touchdowns as Old Dominion dominated Campbell 41-14 Saturday night at S.B. Ballard Stadium.

Vaughan, in his Monarch debut, ran for 30 yards, picked up 97 yards receiving, and racked up 48 yards on kick returns. He caught a 43-yard pass from Thomas DeMarco on the first play of the game, and only improved from there as he scored on a 34-yard pass reception with four minutes remaining in the second quarter and later scoring on a 30-yard run to increase the Monarchs' lead to 38-7 with 10 minutes left in the third quarter.

Campbell scored first on a 15-yard pass from Braden Smith to Preston Dodson, capping an opening drive that saw the Camels cover nearly 60 yards. However, ODU came right back with a seven yard TD pass from DeMarco to Kai Blanco while defensively, ODU would only allow Campbell to gain three yards on their next drive and be pushed back for negative yardage on the following drive.

Angus Harper gave ODU its first lead with an 11-yard score while Demarco added a seven yard scamper before Vaughan's first score of the night.

Vaughan's first score of the night increased ODU's lead to 28-7 which it would take into halftime.

ODU came out of halftime and tacked onto the lead with a 32-yard field goal by Jarod Brown.

On the kickoff return following Brown's field goal, Keenen Terry forced the Camels' Brandon Chandler to fumble the ball with John Darr on the recovery setting up the Monarchs at the Campbell 30. On the next play DeMarco handed off the ball to Vaughan who tore 30-yards downfield for his second touchdown of the night.

Jordan Cramer caught a three-yard from Smith to get Campbell on the board in the second half, but it would be the only other time the Camels would score.

Brown added his second field goal of the night, with a 45-yarder to complete the scoring late in the third quarter.

DeMarco finished the night 29-of-38, for 310 yards with two touchdowns through the air, and one on the ground.

Lorenzo Smith led ODU with 14 carries for 65 yards on the ground while Harper had seven catches for 58 yards.

Ronnie Cameron led the defense with nine tackles and half a sack, with Devon Simmons making seven stops for the Monarch defense, and Chad King collecting six tackles, including 1.5 tackles for resulting in the Camels losing 11 yards.

Smith completed 20-of-40 passes for the Camels, for 172 yards and two scores.

## OLD DOMINION 41, CAMPBELL 14 Foreman Field at S.B. Ballard Stadium • Norfolk, Va. September 5, 2011 • Attendance. 19,818

### SCORE BY QUARTERS:

	1st	2nd	3rd	4th	Final
Campbell	7	0	7	0	14
Old Dominion	14	14	13	0	41

### SCORING SUMMARY:

Q	Time	Play	Score
1st	10:23	C Dodon, Preston 15 yd pass from SMITH, Braden (WILLETS, Adam kick)	7 - 0
	08:25	O Kai Blanco 7 yd pass from Thomas DeMarco (Jarod Brown kick)	7 - 7
	00:37	O Angus Harper 11 yd run (Jarod Brown kick)	7 - 14
2nd	08:49	O Thomas DeMarco 7 yd run (Jarod Brown kick)	7 - 21
	04:36	O Antonio Vaughan 34 yd pass from Thomas DeMarco (Jarod Brown kick)	7 - 28
3rd	11:01	O Jarod Brown 32 yd field goal	7 - 31
	10:38	O Antonio Vaughan 30 yd run (Jarod Brown kick)	7 - 38
	06:53	C Cramer, Jordan 3 yd pass from SMITH, Braden (WILLETS, Adam kick)	14 - 38
	03:57	O Jarod Brown 45 yd field goal	14 - 41

### SCORING SUMMARY:

	CU	ODU
FIRST DOWNS	16	24
NET YARDS RUSHING	50	141
NET YARDS PASSING	181	365
TOTAL OFFENSE YARDS	231	506
PUNTS-YARDS	8-334	4-189
KICKOFFS-YARDS	3-162	8-488
Punt returns: Number-Yards-TD	0-0-0	6-45-0
Kickoff returns: Number-Yds-TD	7-177-0	3-48-0
Interceptions: Number-Yds-TD	2-19-0	1-12-0
Fumble Returns: Number-Yds-TD	0-0-0	0-0-0
Miscellaneous Yards	0	0
Possession Time	32:48	27:12
Third-Down Conversions	6 of 20	5 of 16
Fourth-Down Conversions	2 of 6	2 of 5
Red-Zone Scores-Chances	2-3	4-6
Sacks By: Number-Yards	2-11	5-30
PAT Kicks	2-2	5-5
Field Goals	0-0	2-2

### INDIVIDUAL STATISTICS:

**RUSHING:** CAMPBELL-Smith, Carl 18-23; Odom, Kurt 3-18; Oates, C.J. 6-15; Dodson, Preston 1-9; TEAM 1-0; Cramer, Jordan 1-0; Wolf, Dakota 2-minus 7; SMITH, Braden 8-minus 8. Old Dominion-Lorenzo Smith 15-74; Antonio Vaughan 1-30; Angus Harper 10-28; Thomas DeMarco 9-13; TEAM 1-minus 4.

**PASSING:** CAMPBELL-Smith, Braden 20-40-1-172; Wolf, Dakota 1-1-0-9. Old Dominion-Thomas DeMarco 29-38-1-310; Nate Ong 3-5-1-55.

**RECEIVING:** CAMPBELL-DODSON, Preston 7-70; Jordan, H. 6-55; Murphy, Kelvin 2-10; Cramer, Jordan 2-8; Constantine, P. 1-15; Rogers, J. 1-12; Oates, C.J. 1-9; Hildreth, J. 1-2. Old Dominion-Angus Harper 7-58; Antonio Vaughan 6-97; Kai Blanco 4-52; Blair Roberts 3-55; Prentice Gill 3-38; Reid Evans 3-27; Larry Pinkard 3-16; Marquel Thomas 1-11; Jakwail Bailey 1-10; Dorian Jackson 1-1.

**TACKLE LEADERS:** CAMPBELL- Robinson, J. 3-8; Swinton, Jeff 6-3; Monroe, Steth 3-5; Price, Chris 1-7; Farris, Matt 3-4; Barnes, Terrell 1-6; Feliciano, Erik 4-2; Chandler, B. 3-3; Burris, Colten 3-2; Herring, Randel 1-4; Scott, Isaac 1-3; Bridges, Greg 2-1; Brown, Milton 2-1; Lynch, Taurean 0-3; Odom, Kurt 0-3; Old Dominion-Ronnie Cameron 3-6; Devon Simmons 2-5; Chad King 3-3; Craig Wilkins 2-4; Paul Morant 4-1; Carvin Powell 3-2; Chris Burnette 2-3; Alex Johnson 0-5; Eriq Lewis 3-1; Alex Arain 2-2; Fred Credle 0-4; J.J. Williams 0-4; D. Guinn-Bailey 2-1; Keenan Terry 2-1; John Darr 2-1; Edmon McClam 0-3; Markell Wilkins 1-1; T.J. Cowart 0-2; Nate Barnes 0-2; B.J. McLaughlin 0-2;

# Old Dominion Roster

## Alphabetical

6	Alex Arain	LB
41	Brandon Bacchus	CB
81	Jakwail Bailey	WR
95	Nate Barnes	DT
59	Eugene Bazemore	DE
83	Kai Blanco	TE
94	Jagger Blehm	DT
19	A.J. Bordley	CB
77	David Born	OL
38	Brad Bradley	S
44	Darryl Brown	LB
39	Jarod Brown	K
92	Kevin Buchanan	DE
90	Chris Burnette	DT
53	Shawn Butts	LB
96	Ronnie Cameron	DT
70	Brandon Carr	OL
88	Mitch Castleberry	TE
51	Michael Colbert	LB
22	T.J. Cowart	CB
25	Mario Crawford	RB
16	Fred Credle	S
89	Tyler Damato	TE
46	John Darr	LB
17	Thomas DeMarco	QB
52	Xavier Duckett	LB
57	Robbie Duncan	OL
15	Aaron Evans	CB
4	Reid Evans	WR
56	James Fairecloth	LB
1	Prentice Gill	WR
36	Colby Goodwyn	RB
54	Dominique Guinn-Bailey	DT
30	Neal-Anthony Hale	S
68	Orion Hall	P
32	Angus Harper	RB
14	Taylor Heinicke	QB
58	Jeremy Hensley	OL
64	Rodney Hunter	LB
84	Dorian Jackson	WR
37	Malik Jackson	RB
43	Darrius Jennings	S
76	Ryan Jensen	OL
98	Alex Johnson	DE
18	Akil Jones	CB
79	Mike Justice	OL
93	Chad King	DE

## Numerical

No.	Name	Pos.	Cl.	Ht.	Wt.	Hometown/High School/Transfer
1	Prentice Gill	WR	Sr.	5-11	180	Los Angeles, Calif./Cathedral/LA Harbor College
2	Tommy Reamon	TE	Jr.-r	6-2	220	Newport News, Va. /Gloucester
3	Marquel Thomas	WR	So.-r	6-3	180	Va. Beach, Va./Bayside/North Carolina Tech
4	Reid Evans	WR	Jr.-r	5-10	175	Hampton, Va./Phoebus
5	Antonio Vaughan	WR	Fr.-r	5-8	170	Ahoskie, N.C./Hertford County High
6	Alex Arain	LB	Jr.-r	6-4	220	Va. Beach, Va./Kempsville
7	Nick Mayers	WR	Jr.-r	5-7	170	Va. Beach, Va./Landstown
8	Tyler Clark	QB	Fr.	6-3	205	Chesapeake, Va./Grassfield
9	Larry Pinkard	WR	Fr.-r	5-11	180	Washington, D.C./Ballou
10	Devon Simmons	S	Jr.-r	6-2	205	Newport News, Va./Denbigh
11	Nate Ong	QB	Jr.-r	6-2	200	Escondido, Calif./San Pasqual/Palomar
12	Craig Wilkins	LB	Jr.-r	6-2	225	Washington, D.C./H.D. Woodson
13	Rashad Manley	RB	So.	5-11	180	Hampton, Va./Bethel
14	Taylor Heinicke	QB	Fr.	6-1	190	Atlanta, Ga./Collins Hill
15	Aaron Evans	CB	So.	5-8	185	Newport News, Va./Woodside
16	Fred Credle	S	Jr.-r	5-11	175	Chesapeake, Va./Deep Creek
17	Thomas DeMarco	QB	Sr.-r	5-11	200	Palm Desert, Calif./Palm Desert/Col. of the Desert
18	Akil Jones	CB	Fr.	5-10	150	Fairfax, Va./Oakton
19	A.J. Bordley	CB	Fr.	5-11	160	Va. Beach, Va./First Colonial
20	Paul Morant	S	So.	6-0	195	Hampton, Va./Phoebus
21	J.C. Wiggins	CB	So.	5-10	175	Richmond, Va./Monacan
22	T.J. Cowart	CB	Jr.-r	5-9	185	Va. Beach, Va./Ocean Lakes
23	Reggie Owens	CB	Fr.	6-0	195	Va. Beach, Va./Ocean Lakes
24	Lorenzo Smith	RB	Fr.	5-9	175	Lynchburg, Va./Fork Union
25	Mario Crawford	RB	Jr.	5-8	185	Detroit, Mich./Romulus/Fork Union
26	Eriq Lewis	CB	Fr.-r	6-0	180	Washington, D.C./Coolidge
27	Carvin Powell	S	Jr.	6-1	205	Chesapeake, Va./Great Bridge
28	Markell Wilkins	CB	So.-r	5-8	165	Hampton, Va./Phoebus
29	Patrick Young	LB	So.-r	6-0	195	Va. Beach, Va./Green Run
30	Neal-Anthony Hale	S	Fr.	5-8	175	Norfolk, Va./Maury
31	Jonathan Plisco	P	Jr.-r	6-0	205	Newport News, Va./Woodside
32	Angus Harper	RB	Fr.-r	6-0	210	Alexandria, Va./Edison
33	Tyree Lee	RB	Fr.	5-9	195	Hampton, Va./Phoebus
34	J.J. Williams	LB	Sr.-r	6-2	225	Derby, Kan./Derby/Garden City CC
35	Aquante Thornton	CB	Fr.	5-9	155	Va. Beach, Va./Tallwood
36	Colby Goodwyn	RB	So.	5-10	200	Hampton, Va./Phoebus
37	Malik Jackson	RB	Fr.	5-8	205	Washington, D.C./Archbishop Carroll
38	Brad Bradley	S	Fr.	6-0	190	Richmond, Va./Varina
39	Jarod Brown	K	Jr.	5-11	205	Yorktown, Va./Grafton/West Virginia
40	B.J. McLaughlin	DE	Jr.-r	5-11	230	Columbia, Va./Goochland
41	Brandon Bacchus	CB	Fr.	5-11	180	Hampton, Va./Kecoughtan
42	Keenan Terry II	CB	So.	6-0	170	Hampton, Va./Hampton Christian
43	Darrius Jennings	S	Fr.	5-11	160	Chesapeake, Va./Oscar Smith
44	Darryl Brown	LB	Fr.-r	6-0	225	Va. Beach, Va./First Colonial
45	Rob Mahan	LB	Fr.	6-2	205	Merchantville, N.J./Winslow Township
46	John Darr	LB	So.-r	6-0	235	Forestville, Md./Suitland
47	Mike Lennox	LB	Fr.	6-2	210	Bristow, Va./Brensville

# Old Dominion Roster

## Numerical

<u>No.</u>	<u>Name</u>	<u>Pos.</u>	<u>Cl.</u>	<u>Ht.</u>	<u>Wt.</u>	<u>Hometown/High School/Transfer</u>
48	Preston Smith	DE	Fr.-r	6-2	250	Chesapeake, Va./Deep Creek
49	Dillon Morrow	TE	Fr.	6-3	200	Orange, Va./Orange County
50	Rick Lovato	LS	Fr.	6-2	225	Middletown, N.J./Middletown
51	Michael Colbert	LB	Jr.-r	6-1	220	Fayetteville, N.C./E.E. Smith
52	Xavier Duckett	LB	So.-r.	6-0	225	Roanoke, Va./Northside
53	Shawn Butts	LB	Fr.-r	6-4	200	Va. Beach, Va./Kellam
54	Dominique Guinn-Bailey	DT	Fr.-r	6-4	265	Portsmouth, Va./Churchland
55	Erik Saylor	DT	Jr.-r	6-2	285	Ijamsville, Md./Urbana
56	James Faircloth	LB	Fr.	5-11	200	Chesapeake, Va./Grassfield
57	Robbie Duncan	OL	Jr.-r	6-4	285	Sterling, Va./Parkview
58	Jeremy Hensley	OL	Sr.	6-1	290	La Palma, Calif./Kennedy/Fullerton College
59	Eugene Bazemore	DE	Fr.	6-1	210	Portsmouth, Va./Churchland
60	Josh Mann	OL	Fr.	6-4	300	Va. Beach, Va./Ocean Lakes
61	Wes Moulton	OL	Fr.-r	6-3	270	Va. Beach, Va./Ocean Lakes
63	Kevin Marley	LS	Fr.	5-10	255	Manassas, Va./Osborn Park
64	Rodney Hunter	LB	So	6-2	200	Miami, Fla./Etowah
65	Perry Owens	OL	So.-r	6-3	275	Edenton, N.C./John A. Holmes
66	Ellett McGeorge	OL	Fr.-r	6-7	310	Midlothian, Va./Cosby
67	Dustin Burdick	K	Fr.	5-9	175	Staunton, Va./Robert E. Lee
68	Orion Hall	P	Fr.-r	5-9	205	Norfolk, Va./Maury
69	Josh Williams	P	Fr.	6-3	240	Keysville, Va./Randolph Henry
70	Brandon Carr	OL	Jr.	6-2	295	Chesapeake, Va./Western Branch/Fork Union
71	Connor Mewbourne	OL	Fr.	6-4	285	Va. Beach, Va./First Colonial
73	Jack Lowney	OL	So.-r	6-4	285	Narberth, Pa./Archbishop Carroll
74	Jonathan McLean	DE	Fr.	6-3	230	Hampton, Va./Phoebus
75	Bryan Morrison	OL	Jr.-r	6-2	290	Ashburn, Va./Broad Run
76	Ryan Jensen	OL	Sr.-r	6-5	300	Petaluma, Calif./Petaluma/Santa Rosa JC
77	David Born	OL	So.-r.	6-8	340	Bakersfield, Calif./West/Bakersfield
79	Mike Justice	OL	So.	6-7	280	Springfield, Va./West Springfield
80	Blair Roberts	WR	Fr.	6-2	190	Pawling, N.Y./Trinity-Pawling
81	Jakwail Bailey	WR	Fr.	5-11	180	Haddonfield, N.J./Paul VI
82	Kirk Spellman	WR	Fr.	5-10	165	Chesapeake, Va./Indian River
83	Kai Blanco	TE	Jr.-r	6-3	260	Alexandria, Va./Mount Vernon
84	Dorian Jackson	WR	Jr.-r	5-10	200	Colonial Heights, Va./Matoaca
85	Chris Lovitt	WR	Jr.-r	5-9	195	Stafford, Va./Colonial Forge
86	Daniel Wray	TE	Fr.	6-3	225	Newport News, Va./Warwick
88	Mitch Castleberry	TE	Fr.	6-5	215	Herndon, Va./Westfield
89	Tyler Damato	TE	Jr.-r	6-1	235	Va. Beach, Va./Landstown
90	Chris Burnette	DT	Jr.-r	6-4	280	Baltimore, Md./Gilman School
91	Andrew Turner	DE	Jr.-r	6-3	255	Va. Beach, Va./Kellam
92	Kevin Buchanan	DE	Fr.	6-3	235	Va. Beach, Va./Maury
93	Chad King	DE	Sr.-r	6-3	255	Springfield, Va./Mt. Vernon/Ohio Dominican
94	Jagger Blehm	DT	Fr.-r	6-3	250	Va. Beach, Va./Green Run
95	Nate Barnes	DT	So.-r	6-5	275	Newport News, Va./Heritage
96	Ronnie Cameron	DT	Sr.-r.	6-2	295	Westbury, N.Y./Holy Trinity/Hofstra
97	Edmon McClam	DT	Sr.	6-6	280	Coward, S.C./Lake City/Louisburg College
98	Alex Johnson	DE	So.-r	6-3	225	New Canton, Va./Buckingham Co./Fork Union
99	Dontez Tyler	DE	Fr.	6-4	230	Ahoskie, N.C./Hertford County

## Alphabetical

33	Tyree Lee	RB
47	Mike Lennox	LB
26	Eriq Lewis	CB
50	Rick Lovato	LS
85	Chris Lovitt	WR
73	Jack Lowney	OL
45	Rob Mahan	LB
13	Rashad Manley	QB
60	Josh Mann	OL
63	Kevin Marley	LS
7	Nick Mayers	WR
97	Edmon McClam	DT
66	Ellett McGeorge	OL
40	B.J. McLaughlin	DE
47	Jonathan McLean	DE
71	Connor Mewbourne	OL
20	Paul Morant	S
75	Bryan Morrison	OL
49	Dillian Morrow	TE
61	Wes Moulton	OL
11	Nate Ong	QB
65	Perry Owens	OL
23	Reggie Owens	CB
9	Larry Pinkard	WR
31	Jonathan Plisco	P
27	Carvin Powell	S
2	Tommy Reamon	TE
80	Blair Roberts	WR
55	Erik Saylor	DT
10	Devon Simmon	S
24	Lorenzo Smith	RB
48	Preston Smith	DE
82	Kirk Spellman	WR
42	Keenan Terry II	CB
3	Marquel Thomas	WR
35	Aquante Thornton	CB
91	Andrew Turner	DE
99	Dontez Tyler	DE
5	Antonio Vaughan	WR
21	J.C. Wiggins	CB
12	Craig Wilkins	LB
28	Markell Wilkins	CB
34	J.J. Williams	LB
69	Josh Williams	P
86	Daniel Wray	TE
29	Patrick Young	LB



## 2011 Old Dominion Opponents

Campbell (0-1, 0-0 Pioneer)	Georgia State (1-0 Independent)	Hampton (1-0, 0-0 MEAC)
<p>Sept. 3 at Old Dominion . . . . . L, 14-41</p> <p>Sept. 10 Apprentice . . . . . 1:00 p.m.</p> <p>Sept. 24 Jacksonville * . . . . . 1:00 p.m.</p> <p>Oct. 1 at Drake * . . . . . 2:00 p.m.</p> <p>Oct. 8 Butler * . . . . . Noon</p> <p>Oct. 15 at Marist * . . . . . Noon</p> <p>Oct. 22 San Diego . . . . . 1:00 p.m.</p> <p>Oct. 29 at Davidson * . . . . . 1:00 p.m.</p> <p>Nov. 5 Morehead State * . . . . . 1:00 p.m.</p> <p>Nov. 12 at Valparaiso . . . . . 2:00 p.m.</p> <p>Nov. 19 at Georgia State . . . . . 1:00 p.m.</p>	<p>Sept. 2 Clark Atlanta . . . . . W, 41-7</p> <p>Sept. 10 Old Dominion . . . . . Noon</p> <p>Sept. 17 at Jacksonville State . . . . . 3:30 p.m.</p> <p>Sept. 24 at Houston . . . . . 8:00 p.m.</p> <p>Oct. 8 Murray State . . . . . 1:00 p.m.</p> <p>Oct. 15 at South Carolina St. . . . . 1:30 p.m.</p> <p>Oct. 22 South Alabama . . . . . 3:00 p.m.</p> <p>Oct. 29 at UT-San Antonio . . . . . 2:00 p.m.</p> <p>Oct. 5 St. Francis . . . . . 1:00 p.m.</p> <p>Nov. 12 at West Alabama . . . . . 7:00 p.m.</p> <p>Nov. 19 Campbell . . . . . 1:00 p.m.</p>	<p>Sept. 3 vs. Alabama A&amp;M . . . . . W, 21-20</p> <p>Sept. 8 Florida A&amp;M . . . . . 7:30 p.m.</p> <p>Sept. 17 at Old Dominion . . . . . 6:00 p.m.</p> <p>Sept. 22 at Bethune-Cookman * . . . . . 7:30 p.m.</p> <p>Oct. 8 Princeton . . . . . 1:00 p.m.</p> <p>Oct. 15 at Norfolk State * . . . . . 4:00 p.m.</p> <p>Oct. 22 N.C. Central * . . . . . 2:00 p.m.</p> <p>Oct. 29 at Savannah State * . . . . . 2:00 p.m.</p> <p>Nov. 5 Howard * . . . . . 1:00 p.m.</p> <p>Nov. 12 Delaware State * . . . . . 1:00 p.m.</p> <p>Nov. 19 Morgan State * . . . . . 1:00 p.m.</p>
Delaware (0-1, 0-0 CAA)	UMass (1-0, CAA/FBS Transition)	Rhode Island (0-0, 0-0 CAA)
<p>Sept. 3 at Navy . . . . . L, 17-40</p> <p>Sept. 10 West Chester . . . . . 6:00 p.m.</p> <p>Sept. 17 Delaware State . . . . . 6:00 p.m.</p> <p>Sept. 24 Old Dominion * . . . . . Noon</p> <p>Oct. 1 at Maine * . . . . . 3:00 p.m.</p> <p>Oct. 8 William &amp; Mary . . . . . 6:00 p.m.</p> <p>Oct. 15 UMass * . . . . . 3:30 p.m.</p> <p>Oct. 22 at Rhode Island * . . . . . 12:30 p.m.</p> <p>Oct. 29 at Towson * . . . . . 7:00 p.m.</p> <p>Nov. 12 Richmond * . . . . . 3:30 p.m.</p> <p>Nov. 19 at Villanova * . . . . . 3:30 p.m.</p>	<p>Sept. 1 at Holy Cross . . . . . W, 24-16</p> <p>Sept. 17 Rhode Island * . . . . . 6:30 p.m.</p> <p>Sept. 24 at Boston College . . . . . TBA</p> <p>Oct. 1 at Old Dominion * . . . . . 6:00 p.m.</p> <p>Oct. 8 Central Connecticut . . . . . 6:00 p.m.</p> <p>Oct. 15 at Delaware * . . . . . 3:30 p.m.</p> <p>Oct. 22 New Hampshire * . . . . . 3:30 p.m.</p> <p>Oct. 29 at Richmond * . . . . . 1:00 p.m.</p> <p>Nov. 5 Villanova * . . . . . 3:30 p.m.</p> <p>Nov. 12 at Maine * . . . . . 12:30 p.m.</p> <p>Nov. 19 James Madison * . . . . . 1:00 p.m.</p>	<p>Sept. 10 at Syracuse . . . . . 4:30 p.m.</p> <p>Sept. 17 at UMass * . . . . . 6:30 p.m.</p> <p>Sept. 24 Fordham . . . . . 1:00 p.m.</p> <p>Oct. 1 at Brown . . . . . 6:00 p.m.</p> <p>Oct. 8 Old Dominion * . . . . . 1:00 p.m.</p> <p>Oct. 15 at Maine * . . . . . 1:00 p.m.</p> <p>Oct. 22 Delaware * . . . . . 12:20 p.m.</p> <p>Oct. 29 at New Hampshire * . . . . . Noon</p> <p>Nov. 5 William &amp; Mary * . . . . . 1:00 p.m.</p> <p>Nov. 12 at James Madison * . . . . . 3:00 p.m.</p> <p>Nov. 19 Towson * . . . . . 12:30 p.m.</p>
Towson (1-0, 0-0 CAA)	Villanova (0-1, 0-0 CAA)	James Madison (0-1, 0-0 CAA)
<p>Sept. 3 Morgan State . . . . . W, 40-3</p> <p>Sept. 10 Villanova * . . . . . 7:00 p.m.</p> <p>Sept. 24 Colgate . . . . . 7:00 p.m.</p> <p>Oct. 1 at Maryland . . . . . TBA</p> <p>Oct. 8 Richmond * . . . . . 7:30 p.m.</p> <p>Oct. 15 at Old Dominion * . . . . . 3:30 p.m.</p> <p>Oct. 22 at William &amp; Mary * . . . . . 3:30 p.m.</p> <p>Oct. 29 Delaware * . . . . . 6:00 p.m.</p> <p>Nov. 5 at Maine * . . . . . 1:00 p.m.</p> <p>Nov. 12 New Hampshire * . . . . . TBA</p> <p>Nov. 19 at Rhode Island * . . . . . 12:30 p.m.</p>	<p>Sept. 1 at Temple . . . . . L, 7-42</p> <p>Sept. 10 at Towson * . . . . . 7:00 p.m.</p> <p>Sept. 17 Monmouth . . . . . 3:30 p.m.</p> <p>Sept. 24 Penn . . . . . 7:00 p.m.</p> <p>Oct. 1 William &amp; Mary * . . . . . Noon</p> <p>Oct. 8 at New Hampshire * . . . . . Noon</p> <p>Oct. 15 at James Madison * . . . . . 1:30 p.m.</p> <p>Oct. 22 Old Dominion * . . . . . 3:30 p.m.</p> <p>Oct. 29 Maine . . . . . 3:30 p.m.</p> <p>Nov. 5 at UMass * . . . . . 3:30 p.m.</p> <p>Nov. 19 Delaware * . . . . . 3:30 p.m.</p>	<p>Sept. 3 at North Carolina . . . . . L, 10-42</p> <p>Sept. 10 Central Connecticut 6:00 p.m.</p> <p>Sept. 17 at Liberty . . . . . 7:00 p.m.</p> <p>Sept. 24 at William &amp; Mary * . . . . . 7:00 p.m.</p> <p>Oct. 1 Richmond * . . . . . 3:30 p.m.</p> <p>Oct. 8 Maine * . . . . . 3:30 p.m.</p> <p>Oct. 15 Villanova * . . . . . 1:30 p.m.</p> <p>Oct. 29 at Old Dominion * . . . . . Noon</p> <p>Nov. 5 at New Hampshire * . . . . . Noon</p> <p>Nov. 12 Rhode Island * . . . . . 3:00 p.m.</p> <p>Nov. 19 at UMass * . . . . . 1:00 p.m.</p>
Richmond (1-0, 0-0 CAA)	William & Mary (0-1, 0-0 CAA)	
<p>Sept. 3 at Duke . . . . . W, 23-21</p> <p>Sept. 10 Wagner . . . . . 6:00 p.m.</p> <p>Sept. 17 VMI . . . . . 6:00 p.m.</p> <p>Sept. 24 New Hampshire . . . . . 3:30 p.m.</p> <p>Oct. 1 at James Madison * . . . . . 3:30 p.m.</p> <p>Oct. 8 at Towson * . . . . . 7:30 p.m.</p> <p>Oct. 22 Maine * . . . . . 3:30 p.m.</p> <p>Oct. 29 UMass * . . . . . 1:00 p.m.</p> <p>Nov. 5 at Old Dominion * . . . . . 1:00 p.m.</p> <p>Nov. 12 at Delaware . . . . . 3:30 p.m.</p> <p>Nov. 19 William &amp; Mary . . . . . Noon</p>	<p>Sept. 3 at Virginia . . . . . L, 3-40</p> <p>Sept. 10 at VMI . . . . . 1:30 p.m.</p> <p>Sept. 17 New Haven . . . . . 7:00 p.m.</p> <p>Sept. 24 James Madison * . . . . . 7:00 p.m.</p> <p>Oct. 1 at Villanova * . . . . . Noon</p> <p>Oct. 8 at Delaware * . . . . . 6:00 p.m.</p> <p>Oct. 15 New Hampshire * . . . . . Noon</p> <p>Oct. 22 Towson * . . . . . 3:30 p.m.</p> <p>Nov. 5 Rhode Island * . . . . . 1:00 p.m.</p> <p>Nov. 12 Old Dominion . . . . . Noon</p> <p>Nov. 19 Richmond * . . . . . Noon</p>	

## HEAD COACH

**BOBBY WILDER**

When he was hired on February 13, 2007, Bobby Wilder's goal was to "AIM HIGH" in everything he did in resurrecting the Old Dominion football team from a 69-year absence. After two years of orchestrating every piece of the puzzle, Wilder's vision has become reality as he has built a program that has not only been the buzz of the Hampton Roads community, but has become the most successful start-up FCS program in history.

Wilder and his staff's inaugural season of play at the Football Championship Subdivision level went well beyond expectations. From the celebrated kickoff versus Chowan, to the heart pounding first FCS victory against Jacksonville, to ensuring a winning season at Savannah State, to extending the win-streak to six in the season finale at VMI, history was made every step of the way. The Monarchs concluded the 2009 season at 9-2 overall writing their way into history.

The Monarchs finished the year ranked in the top ten in five statistical categories as a team including second in sacks allowed, third in scoring offense, turnover margin, and net punting, and ninth in rushing offense. Individually, ODU had its first football All-Americans named in punter Jonathan Plisco and long snapper Dustin Phillips with Plisco leading the nation in punt yardage averaging 44.84 yards per contest. Quarterback Thomas DeMarco was also ranked in the top ten in scoring and was the second leading FCS signal caller in rushing. Wilder meanwhile received the Tom Fergusson Memorial Award at the 65th Norfolk Sports Club Jamboree named as the Metropolitan Person of the Year in Sports.

Year two proved to be just as successful. The Old Dominion football team finished its second season of football at 8-3 in 2010 and over the last two seasons has combined for a 17-5 mark as the winningest FCS start-up program in the books. The Monarchs, who upgraded their schedule in year two in preparation for joining the Colonial Athletic Association (CAA), added a pair of ranked opponents in #12/13 William & Mary and #14/16 Cal Poly and continued to play in front of capacity crowds of 19,782 in all seven of its home games. Statistically speaking, the Monarchs finished their second season of gridiron action fourth in kickoff returns, ranked eighth in scoring offense, eighth in sacks allowed, and 15th in passing offense. Under Wilder's tutelage, punter Jonathan Plisco ranked second nationally in punting, quarterback Thomas DeMarco continued to rank among the top 10 in total offense, newcomer Colby Goodwyn ran this way to third nationally in punt returns, and Ronnie Cameron pushed his way into eighth overall among FCS defenders in tackles for loss.

In addition to his recruiting efforts, Wilder has also been an essential part in the planning and development of what are among the top football facilities in the country. The state-of-the-art \$17 million Powhatan Sports Complex that houses the ODU football offices,

athletic and strength training areas, locker rooms and two practice fields with artificial surface and the \$24.8 million Foreman Field Football Complex, which includes the Ainslie Game Day Building, Astoturf GameDay Grass 3D field surface, scoreboard, sound system, field enclosure and a contiguous parking garage, are among the best the FCS has to offer.

Wilder, his coaching staff, and the football Monarchs now gear up for the biggest challenge yet in 2011. The squad joins the CAA in 2011, the toughest FCS conference in the nation that featured four teams in this past season's playoffs including runner-up Delaware, as well as 2009 FCS champion Villanova, along with William & Mary and New Hampshire.

Since arriving in Norfolk, Wilder has hit the ground running and has not stopped in his quest to make Old Dominion one of the top programs in the country. Both on and off the field, the Monarch head coach is always making sure that the Old Dominion football program is visible throughout the campus, the community and the state. He has honored over 300 speaking engagements to a variety of organizations, but his most important talks have come with high schools coaches throughout the state. Wilder and his staff have made it a point to build a fence around the Hampton Roads community and the state of Virginia, with plans of building a first rate program with players a stones throw from the ODU campus.

Wilder has also been instrumental in getting his team active in the Hampton Roads Community. In what has become an annual event, the ODU Football Monarchs host a bone marrow registry drive and to date has helped register over 450 members of the ODU student body, faculty/staff, and the Hampton Roads community to the registry in an attempt to help save lives from life-threatening diseases nationwide. The Monarchs have also been active volunteering with Special Olympics, hosting youth clinics, and participating at reading and career days at many of the area's elementary and middle schools.





Prior to his arrival at ODU, Wilder served on the Maine staff for the past 17 years and was promoted to assistant head coach and offensive coordinator in 2000 before moving to associate head coach in 2001.

As coordinator, Wilder has orchestrated a balanced attack. The Black Bears averaged 29.1 points per game in 2004, and scored 29 or more in seven of 11 games. Wilder helped tutor running back Marcus Williams, who rushed for 1,077 yards during his senior season, which moved him into first place in school history for career rushing yards. Maine also threw the ball a lot during the campaign as eight different receivers each had double-digit receptions. Ron Whitcomb was at the head of the passing attack as his completions (213) and attempts (350) were the fourth most in a single season since 1950. His 22 touchdown tosses were tied for third most since 1950. Overall, the offense averaged an impressive 5.2 yards per play.

Wilder was named the Assistant Coach of the Year by the Gridiron Club of Greater Boston in 2004, which is presented annually to the top assistant coach in New England.

In 2003, the Black Bears had over 2,000 yards rushing and passing with 4,142 total yards. The ground game was anchored by Williams and the passing game was in the hands of then-freshman Ron Whitcomb, who was named the Atlantic 10 Rookie of the Year as he posted 2,428 yards - the fifth most in a season at Maine.

The 2002 Black Bears finished the season with 4,702 yards in total offense, the most since a school-record 4,861 yards in 1989. In 2001, for the first time in school history, the offense boasted a 2,000-yard passer in Jake Eaton, a 1,000-yard rusher in Royston English, and a 1,000-yard receiver in Stefan Gomes.

Prior to moving to the coordinator post, Wilder served as quarterbacks coach during one of the most explosive eras in Maine history for Black Bear quarterbacks.

Wilder guided four-year starter Mickey Fein to 17 University marks, including the two highest season totals for touchdown passes. Fein ended his career as Maine's second all-time leading passer.

In 2000, Wilder's first full season as offensive coordinator, the Black Bears ranked third in the Atlantic 10 with 29.0 points per game. The rushing game increased its output by 41 yards per game from the previous season and Eaton garnered All-New England honors. Two wide receivers from that team, Dwayne Wilmot and Phil McGeoghan, signed pro contracts and were in NFL camps in 2001. In 2002, Maine tight end Chad Hayes signed with the Kansas City Chiefs and then played briefly with the Cincinnati Bengals.

A 1987 graduate of Maine with a degree in physical education, Wilder captained the Black Bears to the Yankee Conference Championship his senior year. An All-New England quarterback in 1985, he left Maine as the school's all-time leading passer with 4,493 yards, and

is currently sixth behind Mike Buck, Emilio Colon, Fein, Eaton and Whitcomb on the career passing list. Wilder coached four of those former players and played with the fifth.

A 1982 graduate of Madison High School in Madison, Maine, Wilder was a highly recruited quarterback his senior year. He opted to attend Maine and in his sophomore year and led the Black Bears to their first of five consecutive winning seasons.

Upon graduation, Wilder served as a graduate assistant coach for two seasons under Jack Bicknell at Boston College, where he earned his master's degree in educational administration in 1990.

Wilder and his wife, Pam, live in Norfolk with their sons, Derek (15) and Drew (10).

**Playing Career**

1982-87 University of Maine

**Coaching Career**

1988-89 ..... Graduate Assistant, Boston College  
 1990-99 ..... Quarterbacks, University of Maine  
 2000..... Assistant Head Coach/  
 .....Offensive Coordinator, University of Maine  
 2001-06 ..... Associate Head Coach/  
 .....Offensive Coordinator, University of Maine  
 2007- present.....Head Coach, Old Dominion University

**Coaching Record**

Collegiate Overall Record ( Years) ..... 18-5 (2 years)  
 Record at CAA Football Schools ( Years) ..... First Year  
 Record in CAA Football Games (Years) ..... First Year

**Year-By-Year**

Year:	School:	Record:	Conf.
2009	Old Dominion	9-2	0-0
2010	Old Dominion	8-3	0-0
2011	Old Dominion	1-0	0-0
Totals		18-5 (.783)	



## ASSISTANT COACH



# MARC BACOTE

DEFENSIVE BACKS

### THE BACOTE FILE:

Hometown: Hampton, Va.  
High School: Hampton High School  
College: James Madison '08

### COACHING HISTORY:

2011-present - Old Dominion - Defensive Backs  
2010-2011 - Rutgers - Player Development  
2008-2010 - Morehead State - Wide Receivers  
2008 - James Madison - Volunteer Assistant - Wide Receivers

### PLAYING EXPERIENCE:

2007 - Bossier-City Shreveport Battlewings (Arena2)  
2005-2006 - Manchester Wolves (Arena2) -  
2004 - Wichita Stealth (Arena2)  
2003 - Richmond Speed (Arena2)

## ASSISTANT HEAD COACH



# DEALTON COTTON

DEFENSIVE LINE

### THE COTTON FILE:

Hometown: Norfolk, Va.  
High School: Granby High School  
College: East Carolina '95  
Family: Wife - Tephania

### COACHING HISTORY:

2008 - present - Old Dominion - Defensive Line  
2003 - 2007 - Maury High School - Head Coach  
2001 - 2003 - Hertford County High - Head Coach

## ASSISTANT COACH



# BILL DEE

OFFENSIVE LINE

### THE DEE FILE:

Birthdate: April 6, 1953  
College: Mansfield State '75  
Family: Wife - Margaret; Son- William (22); Daughter - Katie (5)

### COACHING HISTORY:

2011 - present - Old Dominion - Offensive Line  
2009- 2011 - Christopher Newport University - Inside Linebackers  
1985-2008 - Phoebus H.S. - Head Coach  
1981-1984 - Southampton H.S. - Head Coach  
1979-1980 - Denbigh H.S. - Defensive Coordinator  
1975-1979 - Greene H.S. (N.Y.) - Defensive Coordinator

## ASSISTANT COACH



# JAROD DODSON

ASST. DEFENSIVE COORDINATOR


### THE DODSON FILE:

Hometown: Palmdale, Calif.  
High School: Highland  
College: South Dakota '99  
Family: Wife - Shannon, Daughters - Mariah (16), LaRae (5), JaelLynn (4), Kendyl (2)

### COACHING HISTORY:

2010 - present - Old Dominion - Secondary  
2009 - Buffalo - Cornerbacks  
2008 - South Dakota - Defensive Coordinator  
2007 - South Dakota - Wide Receivers/Defensive Backs  
2006 - South Dakota - Defensive Backs/Special Teams  
2005 - South Dakota - Wide Receivers  
2000 - 2004 - Michigan Tech - Linebackers/Defensive Backs/Special Teams

**ASSISTANT COACH**



**COREY  
HETHERMAN**

**ROVERS**

**THE HETHERMAN FILE:**

Hometown: Oxford, Mass.  
High School: Oxford  
College: Fitchburg State '06

**COACHING HISTORY:**

2010 - present - Old Dominion - Linebackers  
2010 - Western New England College - Offensive/  
Recruiting Coordinator  
2009 - 2010 - Northeastern - Outside Linebackers  
2007 - 2009 - Springfield College - Graduate Assistant  
2007 - Wuerzburg Panthers - Offensive Coordinator  
2006 - 2007 - King's College - Intern  
2006 - Carinthian Black Lions - Offensive Coordinator  
2006 - Fitchburg State College - Quarterbacks

**PLAYING EXPERIENCE:**

2007 - Wuerzburg Panthers (German Football League)  
2006 - Carinthian Black Lions (Austrian Football League)

**ASSISTANT COACH**



**KEITA  
MALLOY**

**PASS GAME COORDINATOR**

**WIDE RECEIVERS**

**TIGHT ENDS**

**THE MALLOY FILE:**

Hometown: Washington, D.C.  
High School: Bishop McNamara '89  
College: Delaware '95  
Family: Daughters - La-Nyah (13) and Elexa (11)

**COACHING HISTORY:**

2008 - present - Old Dominion - Wide Receivers / Tight  
Ends  
2006 - 2007 - Trinity College - Wide Receivers  
2004 - 2005 - Fordham - Running Backs  
2004 - Fordham - Tight Ends  
2002 - 2003 - West Georgia State - Wide Receivers /  
Special Teams  
2001 - 2002 - Washburn - Running Backs /Wide Receivers  
/ Special Teams  
2000- 2001 - Lafayette - Wide Receivers

**ASSISTANT COACH**



**ANDY  
RONDEAU**

**DEFENSIVE COORDINATOR**

**LINEBACKERS**

**THE RONDEAU FILE:**

Hometown: Holliston, Mass.  
High School: Holliston High School  
College: Syracuse '91  
Family: Wife - Tiffany; Son - Ryan (7); Daughters - Alison  
(6), Kiley (5)

**COACHING HISTORY:**

2007 - present - Old Dominion - Defensive Coordinator /  
Linebackers  
2006 - Maine - Defensive Backs / Special Teams Coordinator  
2004 - 2005 - Buffalo - Asst. Defensive Coordinator / Safeties  
2003 - Tennessee Martin - Defensive Coordinator / Linebackers  
1997 - 2002 - North Dakota State - Defensive Backs  
1994 - 1996 - Pittsburgh - Graduate Assistant / Defensive Backs  
1991 - 1993 - Northeastern University - Assistant Defensive  
Backs  
1990 - Syracuse - Student Manager

**ASSISTANT COACH**



**BRIAN  
SCOTT**

**OFFENSIVE COORDINATOR**

**OFFENSIVE LINE**


**THE SCOTT FILE:**

Hometown: Waterville, Maine  
High School: Waterville  
College: Maine '00

**COACHING HISTORY:**

2007 - present - Old Dominion - Offensive Coordinator /  
Offensive Line  
2004 - 2006 - Maine - Recruiting Coordinator / Offensive  
Line / Running Backs / Tight End  
2003 - Tennessee - Martin - Wide Receivers / Tight Ends  
/ Special Teams  
2002 - UMass - Lowell - Quarterbacks  
2000-2001 - Cony H.S. - Offensive Coordinator /  
Quarterbacks

**ASSISTANT COACH**



**RON  
WHITCOMB**

**RECRUITING COORDINATOR**

**THE WHITCOMB FILE:**

Hometown: Rochester, N.Y.  
High School: East Rochester High School  
College: Maine '06, Old Dominion '09

**COACHING HISTORY:**

2007 - present - Old Dominion - Quarterbacks

**ASSISTANT COACH**



**MICHAEL  
ZYSKOWSKI**

**RUNNING BACKS  
SPECIAL TEAMS**

**THE ZYSKOWSKI FILE:**

Birthdate: August 12, 1980  
Hometown: Grand Rapids, Mich.  
High School: Union High School  
College: Maine '06  
Family: Daughter - Marley (5), Son - Brandon (newborn)


**COACHING HISTORY:**

2008 - Present - Old Dominion University - Running Backs & Special Teams Coordinator  
2007 - Maine - Running Backs and Co-Special Team's Coordinator  
2005 - 2006 - Maine - Assistant Coach - Running Backs  
2004 - Maine - Student Assistant - Running Backs




**RYAN  
MARTIN**

**ASSOCIATE HEAD STRENGTH  
& CONDITIONING COACH**



**JOE  
MAKOVEC**

**ASSISTANT STRENGTH AND  
CONDITIONING COACH**




**TOMMY  
RAPIER**

**EQUIPMENT  
MANAGER**



**DANIEL  
CORNIER**

**ASSISTANT  
EQUIPMENT MANAGER**



**CHRIS  
CROUCH**

**DIRECTOR OF  
FOOTBALL OPERATIONS**



**KYLE  
NORO**

**ADMINISTRATIVE ASSISTANT  
FOR FOOTBALL**



## By-Quarter Stats

### 3rd-Down Conversions

Date	Opponent	Score	Overall	1st Qtr	2nd Qtr	3rd Qtr	4th Qtr	OT
Sept. 5	Campbell	W, 41-14	5-16 (31.2%)	1-4 (25.0%)	2-4 (50.0%)	1-6 (16.7%)	1-2 (50.0%)	--
Sept. 10	at Georgia State							
Sept. 17	Hampton							
Sept. 24	at Delaware *							
Oct. 1	UMass *							
Oct. 8	at Rhode Island *							
Oct. 15	Towson *							
Oct. 22	at Villanova *							
Oct. 29	James Madison *							
Nov. 5	Richmond *							
Nov. 12	at William & Mary *							
	<b>Old Dominion</b>		<b>5-16 (31.2%)</b>	<b>1-4 (25.0%)</b>	<b>2-4 (50.0%)</b>	<b>1-6 (16.7%)</b>	<b>1-2 (50.0%)</b>	<b>--</b>
	<b>Opponents</b>		<b>6-20 (30.0%)</b>	<b>2-4 (50.0%)</b>	<b>1-6 (16.7%)</b>	<b>1-4 (25.0%)</b>	<b>2-6 (33.3%)</b>	<b>--</b>

### 4th-Down Conversions

Date	Opponent	Score	Overall	1st Qtr	2nd Qtr	3rd Qtr	4th Qtr	OT
Sept. 5	Campbell	W, 41-14	2-5 (40.0%)	2-3 (66.7%)	0-1 (0.0%)	0-0 (0.0%)	0-1 (0.0%)	--
Sept. 10	at Georgia State							
Sept. 17	Hampton							
Sept. 24	at Delaware *							
Oct. 1	UMass *							
Oct. 8	at Rhode Island *							
Oct. 15	Towson *							
Oct. 22	at Villanova *							
Oct. 29	James Madison *							
Nov. 5	Richmond *							
Nov. 12	at William & Mary *							
	<b>Old Dominion</b>		<b>2-5 (40.0%)</b>	<b>2-3 (66.7%)</b>	<b>0-1 (0.0%)</b>	<b>0-0 (0.0%)</b>	<b>0-1 (0.0%)</b>	<b>--</b>
	<b>Opponents</b>		<b>2-6 (33.3%)</b>	<b>0-0 (0.0%)</b>	<b>1-3 (33.3%)</b>	<b>0-0 (0.0%)</b>	<b>1-3 (33.3%)</b>	<b>--</b>

### Time of Possession

Date	Opponent	Score	Overall	1st Qtr	2nd Qtr	3rd Qtr	4th Qtr	OT
Sept. 5	Campbell	W, 41-14	27:12	7:12	6:00	8:51	5:09	--
Sept. 10	at Georgia State							
Sept. 17	Hampton							
Sept. 24	at Delaware *							
Oct. 1	UMass *							
Oct. 8	at Rhode Island *							
Oct. 15	Towson *							
Oct. 22	at Villanova *							
Oct. 29	James Madison *							
Nov. 5	Richmond *							
Nov. 12	at William & Mary *							
	<b>Old Dominion Total</b>		<b>27:12</b>	<b>7:12</b>	<b>6:00</b>	<b>8:51</b>	<b>5:09</b>	<b>--</b>
	<b>Avg.</b>		<b>27:12</b>	<b>7:12</b>	<b>6:00</b>	<b>8:51</b>	<b>5:09</b>	<b>--</b>
	<b>Opponents Total</b>		<b>32:48</b>	<b>7:48</b>	<b>9:00</b>	<b>6:09</b>	<b>9:51</b>	<b>--</b>
	<b>Avg.</b>		<b>32:48</b>	<b>7:48</b>	<b>9:00</b>	<b>6:09</b>	<b>9:51</b>	<b>--</b>

## Red Zone Stats

### Old Dominion Inside Opponent Red Zone

Date	Opponent	Score	Times	Times	Total	Rush	Pass	FGs	Failed To Score Inside RZ			Half	Game		
			InRZ	Scored	PTs	TDs	TDs	TDs	Made	FGA	Down			INT	Fumb
Sept. 5	Campbell	W, 41-14	6	4	24	3	2	1	1	0	1	0	1	0	0
Sept. 10	at Georgia State														
Sept. 17	Hampton														
Sept. 24	at Delaware *														
Oct. 1	UMass *														
Oct. 8	at Rhode Island *														
Oct. 15	Towson *														
Oct. 22	at Villanova *														
Oct. 29	James Madison *														
Nov. 5	Richmond *														
Nov. 12	at William & Mary *														
Totals			6	4	24	3	2	1	1	0	1	0	1	0	0
4 of 6 (66.7%)															

### Opponents Inside Opponent Red Zone

Date	Opponent	Score	Times	Times	Total	Rush	Pass	FGs	Failed To Score Inside RZ			Half	Game		
			InRZ	Scored	PTs	TDs	TDs	TDs	Made	FGA	Down			INT	Fumb
Sept. 5	Campbell	W, 41-14	3	2	14	2	0	2	0	0	1	0	0	0	0
Sept. 10	at Georgia State														
Sept. 17	Hampton														
Sept. 24	at Delaware *														
Oct. 1	UMass *														
Oct. 8	at Rhode Island *														
Oct. 15	Towson *														
Oct. 22	at Villanova *														
Oct. 29	James Madison *														
Nov. 5	Richmond *														
Nov. 12	at William & Mary *														
Totals			3	2	14	2	0	2	0	0	1	0	0	0	0
2 of 3 (66.7%)															

## STARTING LINE-UPS

### OFFENSE

Date	Opponent	TE	LT	LG	C	RG	RT	QB	RB	WR	WR	WR
Sept. 5	Campbell	Blanco	Jensen	Born	Hensley	Carr	Lowney	DeMarco	Harper	Evans	Vaughan	Gill
Sept. 10	at Georgia State											
Sept. 17	Hampton											
Sept. 24	at Delaware *											
Oct. 1	UMass *											
Oct. 8	at Rhode Island *											
Oct. 15	Towson *											
Oct. 22	at Villanova *											
Oct. 29	James Madison *											
Nov. 5	Richmond *											
Nov. 12	at William & Mary *											

### DEFENSE

Date	Opponent	END	NOSE	TACKLE	STUD	ROVER	MIKE	BACKER	CB	CB	SS	FS
Sept. 5	Campbell	McClam	Burnette	Cameron	King	Wilkins	Williams	Arain	Cowart	Lewis	Simmons	Powell
Sept. 10	at Georgia State											
Sept. 17	Hampton											
Sept. 24	at Delaware *											
Oct. 1	UMass *											
Oct. 8	at Rhode Island *											
Oct. 15	Towson *											
Oct. 22	at Villanova *											
Oct. 29	James Madison *											
Nov. 5	Richmond *											
Nov. 12	at William & Mary *											

# Old Dominion (1 - 0 - 0)

Thru: 09/03/2011 - Week 1

## TEAM RANKINGS

118 teams ranked in Football Championship Subdivision  
11 teams ranked in the Colonial Conference

### 2011 SCHEDULE AND RESULTS

1-0 W-6

Colonial Conference Record: 0-0

Sat 09/03/2011	CAMPBELL *	41 - 14	W
Sat 09/10/2011	@ Georgia St.		
Sat 09/17/2011	HAMPTON *		
Sat 09/24/2011	@ Delaware		
Sat 10/01/2011	MASSACHUSETTS *		
Sat 10/08/2011	@ Rhode Island		
Sat 10/15/2011	TOWSON		
Sat 10/22/2011	@ Villanova		
Sat 10/29/2011	JAMES MADISON		
Sat 11/05/2011	RICHMOND		
Sat 11/12/2011	@ William & Mary		

HOME GAME IN CAPS \* Night Game ^ Neutral Site  
OT Overtime Game

Category	National Rank	Actual	National Leader	Actual	Conf Rank	Colonial Conference Leader	Actual
Rushing Offense	37	139.00	Citadel	439.00	6	Towson	264.00
Passing Offense	7	367.00	Stephen F. Austin	507.00	1	Old Dominion	367.00
Total Offense	9	506.00	Morehead St.	753.00	2	Towson	534.00
Scoring Offense	11	41.00	Stephen F. Austin	82.00	2	Towson	42.00
Rushing Defense	15	50.00	Citadel	-22.00	2	Towson	48.00
Pass Efficiency Defense	23	99.50	Lamar	19.94	3	Maine	85.33
Total Defense	12	231.00	Morehead St.	40.00	2	Towson	160.00
Scoring Defense	20	14.00	Lamar	.00	3	Towson	3.00
Net Punting	10	42.25	Towson	49.00	2	Towson	49.00
Punt Returns	T-30	7.50	Savannah St.	95.00	4	Towson	28.00
Kickoff Returns	94	16.00	Morgan St.	38.71	10	New Hampshire	22.20
Turnover Margin	T-63	-1.00	Alabama St.	7.00	6	Maine	2.00
Pass Defense	41	181.00	Gardner-Webb	18.00	3	Delaware	46.00
Passing Efficiency	30	148.67	N.C. A&T	242.83	3	Towson	235.80
Sacks	6	5.00	Dayton	8.00	1	Old Dominion	5.00
Tackles For Loss	8	10.00	Stephen F. Austin	16.00	1	Old Dominion	10.00
Sacks Allowed	T-45	2.00	Norfolk St.	.00	6	Richmond	.00

T=tied at this ranking

## PLAYER RANKINGS

Player must have played in 75% of team's games  
Summary of the top 100 national leaders and top 25 conference leaders  
15 categories ranked

Category	Player	National Rank	Actual	National Leader	Actual	Conf Rank	Colonial Conference Leader	Actual
Rushing	Lorenzo Smith	T-66	65.00	Williams (Wagner)	180.00	6	Hernandez (Massachusetts)	151.00
	Antonio Vaughn		30.00			18		
	Angus Harper		28.00			T-20		
	Thomas DeMarco		20.00			T-24		
Passing Efficiency (Min. 15 Att./Game)	Thomas DeMarco	23	153.35	Kindle (N.C. A&T)	242.80	4	Enders (Towson)	207.62
Total Offense	Thomas DeMarco	10	332.00	Mitchell (Eastern Wash.)	469.00	1	DeMarco (Old Dominion)	332.00
	Lorenzo Smith		65.00			17		
	Nate Ong		55.00			T-22		
	Receptions Per Game	Angus Harper	T-22	7.00	Edwards (Eastern Wash.)	12.00	2	Gray (Richmond)
	Antonio Vaughn	T-40	6.00			T-3		
	Kai Blanco		4.00			T-11		
	Prentice Gill		3.00			T-14		
	Reid Evans		3.00			T-14		
	Blair Roberts		3.00			T-14		
	Larry Pinkard		3.00			T-14		
	Receiving Yards Per Game	Antonio Vaughn	T-32	97.00	Rumble (Idaho St.)	218.00	2	Gray (Richmond)
	Angus Harper		58.00			6		
	Blair Roberts		55.00			T-7		
	Kai Blanco		54.00			9		
	Prentice Gill		38.00			T-22		
Interceptions	Paul Morant	T-7	1.00	Scott (UNI)	2.00	T-2	Coston (Maine)	2.00
Punting (Min. 3.6 Punts/Game)				Murray (Fordham)	49.80		MacArthur (New Hampshire)	47.00
Punt Returns (Min. 1.2 Ret./Game)	Reid Evans	27	5.80	Rhodes (Gardner-Webb)	40.50	3	Coston (Maine)	26.00
Kickoff Returns (Min. 1.2 Ret./Game)	Antonio Vaughn		16.00	Hendrix (Morgan St.)	70.00	T-8	Peters (New Hampshire)	29.60
Field Goals	Jarod Brown	T-6	2.00	Duzan (Morehead St.)	4.00	1	Brown (Old Dominion)	2.00
Scoring	Antonio Vaughn	T-14	12.00	Garrett (Lamar)	24.00	T-1	Brown (Maine)	12.00
	Jarod Brown	T-44	11.00			4		
	Thomas DeMarco	T-78	6.00			T-6		
	Angus Harper	T-78	6.00			T-6		
All-Purpose Runners	Kai Blanco	T-78	6.00			T-6		
	Antonio Vaughn	15	191.00	Ricks (Eastern Ill.)	255.00	1	Vaughn (Old Dominion)	191.00
	Angus Harper		86.00			15		
	Lorenzo Smith		65.00			22		
	Reid Evans		56.00			T-24		



Sacks	Dominique Guinn-Bailey	T-30	1.00	Grasso (Georgetown)	3.50	T-1	Beltre (Towson)	1.00
	Chad King	T-30	1.00			T-1		
	Fred Credle		.50			T-10		
	Patrick Young		.50			T-10		
	B.J. McLaughlin		.50			T-10		
	Nate Barnes		.50			T-10		
	Ronnie Cameron		.50			T-10		
	Alex Johnson		.50			T-10		
Tackles	Ronnie Cameron	T-76	9.00	Clay (Savannah St.)	18.00	T-14	Mines (William & Mary)	16.00
	Devon Simmons		7.00			T-22		
Tackles For Loss	Dominique Guinn-Bailey	T-21	2.00	Grasso (Georgetown)	4.50	T-2	Beerhalter (William & Mary)	3.00
	Ronnie Cameron	T-21	2.00			T-2		
	Chad King	T-81	1.50			8		
	Fred Credle		1.00			T-9		
	Alex Arain		1.00			T-9		

T=tied at this ranking



## Old Dominion Overall Individual Statistics (as of Sep 06, 2011) All games

<b>Rushing</b>	<b>gp</b>	<b>att</b>	<b>gain</b>	<b>loss</b>	<b>net</b>	<b>avg</b>	<b>td</b>	<b>lg</b>	<b>avg/g</b>
Lorenzo Smith	1	15	74	0	74	4.9	0	12	74.0
Antonio Vaughan	1	1	30	0	30	30.0	1	30	30.0
Angus Harper	1	10	30	2	28	2.8	1	11	28.0
Thomas DeMarco	1	9	26	13	13	1.4	1	10	13.0
TEAM	1	1	0	4	-4	-4.0	0	0	-4.0
Total	1	36	160	19	141	3.9	3	30	141.0
Opponents	1	40	104	54	50	1.2	0	10	50.0

<b>Passing</b>	<b>gp</b>	<b>effic</b>	<b>comp-att-int</b>	<b>pct</b>	<b>yds</b>	<b>td</b>	<b>lg</b>	<b>avg/g</b>
Thomas DeMarco	1	156.95	29-38-1	76.3	310	2	43	310.0
Nate Ong	1	112.40	3-5-1	60.0	55	0	32	55.0
Total	1	151.77	32-43-2	74.4	365	2	43	365.0
Opponents	1	99.52	21-41-1	51.2	181	2	17	181.0

<b>Receiving</b>	<b>gp</b>	<b>no.</b>	<b>yds</b>	<b>avg</b>	<b>td</b>	<b>lg</b>	<b>avg/g</b>
Angus Harper	1	7	58	8.3	0	21	58.0
Antonio Vaughan	1	6	97	16.2	1	43	97.0
Kai Blanco	1	4	52	13.0	1	26	52.0
Blair Roberts	1	3	55	18.3	0	32	55.0
Prentice Gill	1	3	38	12.7	0	35	38.0
Reid Evans	1	3	27	9.0	0	15	27.0
Larry Pinkard	1	3	16	5.3	0	11	16.0
Marquel Thomas	1	1	11	11.0	0	11	11.0
Jakwail Bailey	1	1	10	10.0	0	10	10.0
Dorian Jackson	1	1	1	1.0	0	1	1.0
Total	1	32	365	11.4	2	43	365.0
Opponents	1	21	181	8.6	2	17	181.0

<b>Punt Returns</b>	<b>no.</b>	<b>yds</b>	<b>avg</b>	<b>td</b>	<b>lg</b>
Reid Evans	5	29	5.8	0	22
Antonio Vaughan	1	16	16.0	0	16
Total	6	45	7.5	0	22
Opponents	0	0	0.0	0	0

<b>Interceptions</b>	<b>no.</b>	<b>yds</b>	<b>avg</b>	<b>td</b>	<b>lg</b>
Paul Morant	1	12	12.0	0	12
Total	1	12	12.0	0	12
Opponents	2	19	9.5	0	19

<b>Kick Returns</b>	<b>no.</b>	<b>yds</b>	<b>avg</b>	<b>td</b>	<b>lg</b>
Antonio Vaughan	3	48	16.0	0	21
Total	3	48	16.0	0	21
Opponents	7	177	25.3	0	41

<b>Fumble Returns</b>	<b>no.</b>	<b>yds</b>	<b>avg</b>	<b>td</b>	<b>lg</b>
Total	0	0	0.0	0	0
Opponents	0	0	0.0	0	0

**Old Dominion Overall Individual Statistics (as of Sep 06, 2011)**  
**All games**

Scoring	td	fg	PAT				dpx	saf	pts
			kick	rush	rcv	pass			
Antonio Vaughan	2	-	-	-	-	-	-	-	12
Jarod Brown	-	2-2	5-5	-	-	-	-	-	11
Thomas DeMarco	1	-	-	-	-	-	-	-	6
Kai Blanco	1	-	-	-	-	-	-	-	6
Angus Harper	1	-	-	-	-	-	-	-	6
Total	5	2-2	5-5	-	-	-	-	-	41
Opponents	2	-	2-2	-	-	-	-	-	14

Total Offense	g	plays	rush	pass	total	avg/g
Thomas DeMarco	1	47	13	310	323	323.0
Lorenzo Smith	1	15	74	0	74	74.0
Nate Ong	1	5	0	55	55	55.0
Antonio Vaughan	1	1	30	0	30	30.0
Angus Harper	1	10	28	0	28	28.0
TEAM	1	1	-4	0	-4	-4.0
Total	1	79	141	365	506	506.0
Opponents	1	81	50	181	231	231.0

Field Goals	fg	pct.	01-19	20-29	30-39	40-49	50-99	lg	blk
Jarod Brown	2-2	100.0	0-0	0-0	1-1	1-1	0-0	45	0

Punting	no.	yds	avg	lg	tb	fc	i20	50+	blk
Jonathan Plisco	3	135	45.0	59	0	0	2	2	0
Thomas DeMarco	1	54	54.0	54	1	0	0	1	0
Total	4	189	47.2	59	1	0	2	3	0
Opponents	8	334	41.8	49	0	1	0	0	0

FG Sequence	Old Dominion	Opponents
CAMPBELL	(32),(45)	-

Kickoffs	no.	yds	avg	tb	ob	retn	net	ydln
Jarod Brown	8	488	61.0	0	0			
Total	8	488	61.0	0	0	25.3	38.9	31
Opponents	3	162	54.0	0	0	16.0	38.0	32

Numbers in (parentheses) indicate field goal was made.

**Old Dominion Overall Individual Statistics (as of Sep 06, 2011)**  
**All games**

<b>All Purpose</b>	<b>g</b>	<b>rush</b>	<b>rcv</b>	<b>pr</b>	<b>kr</b>	<b>ir</b>	<b>total</b>	<b>avg/g</b>
Antonio Vaughn	1	30	97	16	48	0	191	191.0
Angus Harper	1	28	58	0	0	0	86	86.0
Lorenzo Smith	1	74	0	0	0	0	74	74.0
Reid Evans	1	0	27	29	0	0	56	56.0
Blair Roberts	1	0	55	0	0	0	55	55.0
Kai Blanco	1	0	52	0	0	0	52	52.0
Prentice Gill	1	0	38	0	0	0	38	38.0
Larry Pinkard	1	0	16	0	0	0	16	16.0
Thomas DeMarc	1	13	0	0	0	0	13	13.0
Paul Morant	1	0	0	0	0	12	12	12.0
Marquel Thomas	1	0	11	0	0	0	11	11.0
Jakwail Bailey	1	0	10	0	0	0	10	10.0
Dorian Jackson	1	0	1	0	0	0	1	1.0
TEAM	1	-4	0	0	0	0	-4	-4.0
Total	1	141	365	45	48	12	611	611.0
Opponents	1	50	181	0	177	19	427	427.0



## Old Dominion Combined Team Statistics (as of Sep 06, 2011) All games

Date	Opponent	Score	Att.
Sep 03, 2011	CAMPBELL	W 41-14	19818

Rushing	gp	att	gain	loss	net	avg	td	lg	avg/g
Lorenzo Smith	1	15	74	0	74	4.9	0	12	74.0
Antonio Vaughan	1	1	30	0	30	30.0	1	30	30.0
Angus Harper	1	10	30	2	28	2.8	1	11	28.0
Thomas DeMarco	1	9	26	13	13	1.4	1	10	13.0
TEAM	1	1	0	4	-4	-4.0	0	0	-4.0
Total	1	36	160	19	141	3.9	3	30	141.0
Opponents	1	40	104	54	50	1.2	0	10	50.0

Passing	gp	effic	comp-att-int	pct	yds	td	lg	avg/g
Thomas DeMarco	1	156.95	29-38-1	76.3	310	2	43	310.0
Nate Ong	1	112.40	3-5-1	60.0	55	0	32	55.0
Total	1	151.77	32-43-2	74.4	365	2	43	365.0
Opponents	1	99.52	21-41-1	51.2	181	2	17	181.0

Receiving	gp	no.	yds	avg	td	lg	avg/g
Angus Harper	1	7	58	8.3	0	21	58.0
Antonio Vaughan	1	6	97	16.2	1	43	97.0
Kai Blanco	1	4	52	13.0	1	26	52.0
Blair Roberts	1	3	55	18.3	0	32	55.0
Prentice Gill	1	3	38	12.7	0	35	38.0
Reid Evans	1	3	27	9.0	0	15	27.0
Larry Pinkard	1	3	16	5.3	0	11	16.0
Marquel Thomas	1	1	11	11.0	0	11	11.0
Jakwail Bailey	1	1	10	10.0	0	10	10.0
Dorian Jackson	1	1	1	1.0	0	1	1.0
Total	1	32	365	11.4	2	43	365.0
Opponents	1	21	181	8.6	2	17	181.0

Field Goals	fg	pct.	01-19	20-29	30-39	40-49	50-99	lg	blk
Jarod Brown	2-2	100.0	0-0	0-0	1-1	1-1	0-0	45	0

Record:	Overall	Home	Away	Neutral
All games	1-0	1-0	0-0	0-0
Conference	0-0	0-0	0-0	0-0
Non-Conference	1-0	1-0	0-0	0-0

Team Statistics	ODU	OPP
FIRST DOWNS	24	16
Rushing	7	4
Passing	16	10
Penalty	1	2
RUSHING YARDAGE	141	50
Rushing Attempts	36	40
Average Per Rush	3.9	1.2
Average Per Game	141.0	50.0
TDs Rushing	3	0
PASSING YARDAGE	365	181
Comp-Att-Int	32-43-2	21-41-1
Average Per Pass	8.5	4.4
Average Per Catch	11.4	8.6
Average Per Game	365.0	181.0
TDs Passing	2	2
TOTAL OFFENSE	506	231
Average Per Play	6.4	2.9
Average Per Game	506.0	231.0
KICK RETURNS: #-Yards	3-48	7-177
PUNT RETURNS: #-Yards	6-45	0-0
INT RETURNS: #-Yards	1-12	2-19
FUMBLES-LOST	3-1	3-1
PENALTIES-Yards	8-71	6-40
PUNTS-AVG	4-47.2	8-41.8
TIME OF POSSESSION/Game	27:12	32:48
3RD-DOWN Conversions	5/16	6/20
4TH-DOWN Conversions	2/5	2/6

Interceptions	no.	yds	avg	td	lg
Paul Morant	1	12	12.0	0	12

Punting	no.	yds	avg	lg	tb	fc	i20	50+	blk
Jonathan Plisco	3	135	45.0	59	0	0	2	2	0
Thomas DeMarco	1	54	54.0	54	1	0	0	1	0

Punt Returns	no.	yds	avg	td	lg
Reid Evans	5	29	5.8	0	22
Antonio Vaughan	1	16	16.0	0	16
Total	6	45	7.5	0	22
Opponents	0	0	0.0	0	0

Kick Returns	no.	yds	avg	td	lg
Antonio Vaughan	3	48	16.0	0	21
Total	3	48	16.0	0	21
Opponents	7	177	25.3	0	41

All Purpose	g	rush	rcv	pr	kr	ir	total	avg/g
Antonio Vaughan	1	30	97	16	48	0	191	191.0
Angus Harper	1	28	58	0	0	0	86	86.0
Lorenzo Smith	1	74	0	0	0	0	74	74.0
Reid Evans	1	0	27	29	0	0	56	56.0
Blair Roberts	1	0	55	0	0	0	55	55.0
Total	1	141	365	45	48	12	611	611.0
Opponents	1	50	181	0	177	19	427	427.0

Total Offense	g	plays	rush	pass	total	avg/g
Thomas DeMarco	1	47	13	310	323	323.0
Lorenzo Smith	1	15	74	0	74	74.0
Nate Ong	1	5	0	55	55	55.0
Antonio Vaughan	1	1	30	0	30	30.0
Angus Harper	1	10	28	0	28	28.0
Total	1	79	141	365	506	506.0
Opponents	1	81	50	181	231	231.0

#	Defensive Leaders	gp	Tackles				Sacks no-yds	Pass defense			Fumbles		blkd	
			ua	a	tot	tfl/yds		int-yds	brup	qbh	rcv-yds	ff	kick	saf
96	Ronnie Cameron	1	3	6	9	2.0-10	0.5-4	.	.	.	.	.	.	
10	Devon Simmons	1	2	5	7	.	.	.	.	.	.	.	.	
93	Chad King	1	3	3	6	1.5-11	1.0-7	.	1	1	.	.	.	
12	Craig Wilkins	1	2	4	6	.	.	.	2	.	.	.	.	
90	Chris Burnette	1	2	3	5	.	.	.	1	.	.	.	.	
Total		1	34	56	90	10-51	5-30	1-12	6	6	1-0	1	.	
Opponents		1	35	66	101	6-23	2-11	2-19	1	2	1-0	2	.	

**Old Dominion Overall Defensive Statistics (as of Sep 06, 2011)**  
**All games**

#	Defensive Leaders	gp	Tackles			tfl/yds	Sacks	Pass defense			Fumbles		blkd	
			ua	a	tot		no-yds	int-yds	brup	qbh	rcv-yds	ff	kick	saf
96	Ronnie Cameron	1	3	6	9	2.0-10	0.5-4	.	.	1	.	.	.	
10	Devon Simmons	1	2	5	7	.	.	.	.	.	.	.	.	
93	Chad King	1	3	3	6	1.5-11	1.0-7	.	1	1	.	.	.	
12	Craig Wilkins	1	2	4	6	.	.	.	2	.	.	.	.	
27	Carvin Powell	1	3	2	5	.	.	.	.	.	.	.	.	
98	Alex Johnson	1	.	5	5	0.5-1	0.5-1	.	.	.	.	.	.	
20	Paul Morant	1	4	1	5	.	.	1-12	2	.	.	.	.	
90	Chris Burnette	1	2	3	5	.	.	.	.	1	.	.	.	
16	Fred Credle	1	.	4	4	1.0-7	0.5-4	.	.	.	.	.	.	
6	Alex Arain	1	2	2	4	1.0-4	.	.	.	.	.	.	.	
34	J.J. Williams	1	.	4	4	.	.	.	.	.	.	.	.	
26	Eriq Lewis	1	3	1	4	.	.	.	1	.	.	.	.	
54	D. Guinn-Bailey	1	2	1	3	2.0-9	1.0-5	.	.	.	.	.	.	
97	Edmon McClam	1	.	3	3	.	.	.	.	1	.	.	.	
42	Keenan Terry	1	2	1	3	.	.	.	.	.	.	1	.	
46	John Darr	1	2	1	3	0.5-0	.	.	.	.	1-0	.	.	
28	Markell Wilkins	1	1	1	2	.	.	.	.	1	.	.	.	
95	Nate Barnes	1	.	2	2	0.5-1	0.5-1	.	.	.	.	.	.	
40	B.J. McLaughlin	1	.	2	2	0.5-4	0.5-4	.	.	.	.	.	.	
22	T.J. Cowart	1	.	2	2	.	.	.	.	.	.	.	.	
48	Preston Smith	1	.	1	1	.	.	.	.	.	.	.	.	
81	Jakwail Bailey	1	1	.	1	.	.	.	.	.	.	.	.	
29	Patrick Young	1	.	1	1	0.5-4	0.5-4	.	.	1	.	.	.	
24	Lorenzo Smith	1	1	.	1	.	.	.	.	.	.	.	.	
52	Xavier Duckett	1	1	.	1	.	.	.	.	.	.	.	.	
39	Jarod Brown	1	.	1	1	.	.	.	.	.	.	.	.	
	Total	1	34	56	90	10-51	5-30	1-12	6	6	1-0	1	.	
	Opponents	1	35	66	101	6-23	2-11	2-19	1	2	1-0	2	.	

**Old Dominion Overall Team Statistics (as of Sep 06, 2011)**  
**All games**

<b>Team Statistics</b>	<b>ODU</b>	<b>OPP</b>
SCORING	41	14
Points Per Game	41.0	14.0
FIRST DOWNS	24	16
Rushing	7	4
Passing	16	10
Penalty	1	2
RUSHING YARDAGE	141	50
Yards gained rushing	160	104
Yards lost rushing	19	54
Rushing Attempts	36	40
Average Per Rush	3.9	1.2
Average Per Game	141.0	50.0
TDs Rushing	3	0
PASSING YARDAGE	365	181
Comp-Att-Int	32-43-2	21-41-1
Average Per Pass	8.5	4.4
Average Per Catch	11.4	8.6
Average Per Game	365.0	181.0
TDs Passing	2	2
TOTAL OFFENSE	506	231
Total Plays	79	81
Average Per Play	6.4	2.9
Average Per Game	506.0	231.0
KICK RETURNS: #-Yards	3-48	7-177
PUNT RETURNS: #-Yards	6-45	0-0
INT RETURNS: #-Yards	1-12	2-19
KICK RETURN AVERAGE	16.0	25.3
PUNT RETURN AVERAGE	7.5	0.0
INT RETURN AVERAGE	12.0	9.5
FUMBLES-LOST	3-1	3-1
PENALTIES-Yards	8-71	6-40
Average Per Game	71.0	40.0
PUNTS-Yards	4-189	8-334
Average Per Punt	47.2	41.8
Net punt average	42.2	36.1
TIME OF POSSESSION/Game	27:12	32:48
3RD-DOWN Conversions	5/16	6/20
3rd-Down Pct	31%	30%
4TH-DOWN Conversions	2/5	2/6
4th-Down Pct	40%	33%
SACKS BY-Yards	5-30	2-11
MISC YARDS	0	0
TOUCHDOWNS SCORED	5	2
FIELD GOALS-ATTEMPTS	2-2	0-0
ON-SIDE KICKS	0-0	0-0
RED-ZONE SCORES	(4-6) 67%	(2-3) 67%
RED-ZONE TOUCHDOWNS	(3-6) 50%	(2-3) 67%
PAT-ATTEMPTS	(5-5) 100%	(2-2) 100%
ATTENDANCE	19818	0
Games/Avg Per Game	1/19818	0/0
Neutral Site Games		0/0

<b>Score by Quarters</b>	<b>1st</b>	<b>2nd</b>	<b>3rd</b>	<b>4th</b>	<b>oT</b>	<b>Total</b>
Old Dominion	14	14	13	0	0	41
Opponents	7	0	7	0	0	14