

2012-2013 MONARCH BASKETBALL



OLD DOMINION UNIVERSITY (1-3)

VS VMI KEYDETS

(1-3)

NOVEMBER 21, 2012

MONARCH PROBABLE STARTERS

- F 1 Nick Wright, 6-8, R-Sr., Suffolk, VA. 5.8 ppg/5.8 rpg
- F 11 DeShawn Painter, 6-9, Sr. Norfolk, VA, 9.3 ppg/5.3 rpg
- F 23 Ricard Ross, 6-7, R-So. Wichita Falls, TX. 6.3 ppg/4.5 rpg
- G 2 Keenan Palmore, 6-1, Fr., Stone Mountain, GA. 9.8 ppg/6.5 rpg
- G 25 Donte Hill, 6-4, Jr, Virginia Beach, VA., 8.5 ppg/ 3.8 rpg

OFF THE BENCH

- G 2 Aaron Bacote, 6-5, Fr., Hampton, VA, 8.0 ppg/ 1.8 rpg.
- G 4 Dimitri Batten, 6-3, R-So. Newport News, VA./9.0 ppg/4.5 rpg
- G 15 Deion Clark, 6-3, Fr. Naples, FL. 2.5 ppg/ 1.8 rpg
- F 40 Anton Larsen, 7-0, R-Jr., Copenhagen, Denmark 1.5 ppg/2.0 rpg.
- F 21 Stuart McEwen, 6-9, Fr., Sydney, Australia ----/----

GENERAL INFORMATION

LOCATION: Norfolk, Va. 23529
 NICKNAME: Monarchs
 FOUNDED: 1930 (as the Norfolk Division of The College of William & Mary)
 ENROLLMENT: 24,753
 SCHOOL COLORS: Slate Blue (PMS 540), Silver (PMS 877), & Light Blue (PMS 283)
 HOME COURT: Ted Constant Convocation Center (8,472)
 SURFACE: Wood
 CONFERENCE: Colonial Athletic Association
 PRESIDENT: John Broderick (Northeastern)
 ATHLETIC DIRECTOR: Dr. Wood Selig (Washington & Lee)
 OFFICE PHONE: 757-683-3369
 SR. WOMEN'S ADMINISTRATOR: Deb Polca
 ATHLETIC DEPARTMENT PHONE: 757-683-3375
 TICKET OFFICE PHONE: 757 -683-4444
 ATHLETIC TRAINER: Jason Mitchell
 OFFICIAL WEBSITE: www.odusports.com

MONARCH 2012-13 SCHEDULE

| | | | | |
|-------|---------|--------------------------|---------|-----------|
| Thu. | Nov. 1 | Mount Olive (exh.) | 7:00 | W, 102-65 |
| Mon. | Nov. 5 | Virginia State (exh.) | 7:00 | W, 95-51 |
| Fri. | Nov. 9 | Holy Cross % | 7:15 | L, 45-46 |
| Sat. | Nov. 10 | Morgan State % | 7:15 | W, 72-61 |
| Sun. | Nov. 11 | Texas-San Antonio% | 2:00 | L, 70-79 |
| Sat. | Nov. 17 | at Cleveland State | 2:00 | L, 67-55 |
| Wed. | Nov. 21 | VMI | 7:00 | |
| Sat. | Nov. 24 | at Murray State | 8:00 | |
| Sat. | Dec. 1 | at W&M * | 7:00 | |
| Tue. | Dec. 4 | Richmond | 7:00 | |
| Fri. | Dec. 7 | VCU | 9:00 | |
| Fri. | Dec. 14 | Central Florida | 7:00 | |
| Tue. | Dec. 18 | at College of Charleston | 7:30 | |
| Sat. | Dec. 22 | Virginia# | 5:30 | |
| Sat. | Dec. 29 | Fairfield | 7:00 | |
| Wed. | Jan. 2 | James Madison* | 7:00 | |
| Sat. | Jan. 5 | Delaware* | 12 noon | |
| Thu. | Jan. 10 | at George Mason* | 7:00 | |
| Wed. | Jan. 16 | at UNCW* | 7:00 | |
| Sat. | Jan. 19 | Georgia State* | 7:00 | |
| Sat. | Jan. 26 | at James Madison* | 4:00 | |
| Wed. | Jan. 30 | Towson* | 7:00 | |
| Sat. | Feb. 2 | at Georgia State* | 2:00 | |
| Mon. | Feb. 4 | George Mason* | 7:00 | |
| Thur. | Feb. 7 | at Drexel* | 7:00 | |
| Sat. | Feb. 9 | Northeastern* | 4:00 | |
| Mon. | Feb. 11 | at Delaware* | 7:00 | |
| Sat. | Feb. 16 | William & Mary* | 12 noon | |
| Wed. | Feb. 20 | UNCW* | 7:00 | |
| Sun. | Feb. 24 | at Hofstra* | 7:00 | |
| Thu. | Feb. 28 | Drexel* | 7:00 | |
| Sat. | Mar. 2 | at Northeastern * | 12 noon | |

*CAA Games

#Governor's Invitational in the Richmond Coliseum

%Liberty Tax Classic at ODU's Ted Constant Center

Note: Dates and times are subject to change

ODU ON TV / RADIO

Radio: ESPN94.1 –
 (Ted Alexander, Billy Mann and Rick Kiefner)



CAA 2011 CHAMPIONS

2011 Second Round



2012-2013 MONARCH BASKETBALL

OLD DOMINION UNIVERSITY

SERIES VS. VMI

ODU leads the series, 20-4. The Monarchs have won 12 straight against the Keydets who last beat the Monarchs in 1977-78. Last year, ODU won 81-73 in the Constant Center.

COMPARE AND CONTRAST

| | ODU | VMI |
|--------------|------|------|
| Scoring: | 60.5 | 86.5 |
| OPP Scoring: | 63.2 | 85.0 |
| FG PCT | .390 | .440 |
| 3PT PCT | .179 | .326 |
| FT PCT: | .680 | .667 |
| REB AVG: | 40.0 | 40.0 |
| REB MRG: | +8.0 | -1.5 |
| ASST AVG: | 10.5 | 18.8 |
| TO AVG: | 14.8 | 15.5 |
| STLS: | 5.8 | 9.5 |
| BLKS: | 4.3 | 4.8 |

LAST GAME

The Monarchs lost at Cleveland State Saturday afternoon, 67-55. ODU led at Halftime, 30-25 but went almost seven minutes without scoring early in the Second half. Freshman Keenan Palmore and red-shirt sophomore Dimitri Batten led with nine points each for ODU. All nine players who entered the game scored for the Monarchs. Anton Larsen started only his second game of his career. ODU outrebounded the Vikings, 36-28, but shot only .356 from the field and committed 17 turnovers.

EXHIBITION GAMES

The Monarchs won both exhibitions, defeating Mount Olive, 102-65 and Virginia State, 95-51. The Monarchs shot .661 from the floor against Mount Olive as the Trio of Donte Hill, Aaron Bacote and Dimitri Batten combined for 59 points and 23-28 from the field. ODU also outrebounded Mount Olive, 51-32.

In the win over VSU, six Monarchs scored in double-figures led by Aaron Bacote and Dimitri Batten with 17 each. The Monarchs shot .574 from the floor.

BUD LIGHT BLAINE TAYLOR COACH'S SHOW

ESPN 94.1 FM will also be the home for the Bud Light Blaine Taylor coach's show will be aired weekly, beginning Nov. 8. Coach Taylor's show will air live from Buffalo Wild Wings on Monticello Avenue in Norfolk from 6-7 p.m. on most Tuesdays, Check www.odusports.com for all the show times, as days vary throughout the season due to the basketball game schedules.



BLAINE TAYLOR

ODU'S ALL-TIME WINNINGEST

Blaine Taylor became ODU's all-time winningest coach with the 49-34 win over Northeastern on Jan. 5, 2011. He then joined the 200 win club at ODU with a 69-65 win against George Mason, on Jan. 8, 2011 in the Constant Center.

| | | | |
|---------------|-----------|---------|----------|
| Blaine Taylor | (2001-) | 237-124 | (11 yrs) |
| Bud Metheny | (1948-65) | 198-163 | (17 yrs) |
| Paul Webb | (1975-85) | 196-99 | (10 yrs) |
| Sonny Allen | (1965-75) | 181-94 | (10 yrs) |

BLAINE TAYLOR

YEAR-BY-YEAR AS A HEAD COACH

| | | |
|---------|---------|------------------------------|
| 1991-92 | Montana | 27-4 (NCAA) |
| 1992-93 | Montana | 17-11 |
| 1993-94 | Montana | 19-9 |
| 1994-95 | Montana | 21-9 (NIT) |
| 1995-96 | Montana | 20-8 |
| 1996-97 | Montana | 21-11 (NCAA) |
| 1997-98 | Montana | 16-14 |
| 2001-02 | ODU | 13-16 |
| 2002-03 | ODU | 12-15 |
| 2003-04 | ODU | 17-12 |
| 2004-05 | ODU | 28-6 (NCAA) |
| 2005-06 | ODU | 24-10 (NIT Semifinals) |
| 2006-07 | ODU | 24-9 (NCAA at large) |
| 2007-08 | ODU | 18-16 |
| 2008-09 | ODU | 25-10 |
| 2009-10 | ODU | 27-9 |
| 2010-11 | ODU | 27-7 |
| 2011-12 | ODU | 22-14 |
| 2012-13 | ODU | 1-3 |
| | | 238-126 at ODU (11th yr) |
| | | 141-66 at Montana (7 yrs) |
| | | TOTAL: 379-192 (.657) |

1st Collegiate Win

Nov. 15, 1991 87-58 vs. Simon Fraser

100th Collegiate Win

Feb. 10, 1996, 77-46 vs. Northern Arizona

200th Collegiate Win

Jan. 19, 2005, 67-66 at Hofstra

300th Collegiate Win

March 19, 2009, 67-59 win over The Citadel (CIT)

100th Win at ODU

Dec. 2, 2006, 70-57 vs. JMU

200th Win at ODU

Jan. 8, 2011, 69-65 vs. George Mason

ODU 20-PLUS WIN SEASONS UNDER TAYLOR

| | | |
|---------|-------|---------------------|
| 2011-12 | 22-14 | CIT (Quarter Final) |
| 2010-11 | 27-7 | NCAA (Second Round) |
| 2009-10 | 27-9 | NCAA (Second Round) |
| 2008-09 | 25-10 | CIT Champions |
| 2006-07 | 24-9 | NCAA (at-large bid) |
| 2005-06 | 24-10 | NIT Semi-Finals |
| 2004-05 | 28-6 | NCAA |

MONARCHS CAPTAINS

Senior Forward Nick Wright and Junior Guard Donte Hill are co-captains for the 2012-13 season.

2012-2013 MONARCH BASKETBALL

OLD DOMINION UNIVERSITY

CAREER HIGHS

AARON BACOTE

Points: 15, vs. UTSA (11-11-12)
FGM: 5 vs. UTSA (11-11-12)
3PTFGM: 2 vs. Morgan State (11-10-12 & UTSA (11-11-12)
FTM: 3 vs. UTSA (11-11-12)
REBS: 6, vs. UTSA (11-11-12)
AST: 4 vs. Morgan State (11-10-12)
MINS: 33 vs. Holy Cross (11-9-12)

DIMITRI BATTEN

Points: 18, vs. ECU (11-29-11)
FGM: 7, vs. ECU (11-29-11)
FGA: 14, vs. ECU (11-29-11)
3PT FGM: 3, vs. LIU (11-14-11)
3PT FGA: 8, vs. LIU (11-14-11)
REBS: 9, vs. ECU (11-29-11)
AST: 5, vs. Fairfield (12-9-11)
STLS: 5, at Northeastern (12-3-11)
MINS: 31, vs. LIU (11-14-11)

DEION CLARK

Points: 4 vs. Cleveland State (11-17-12)
FGM: 1 all four games
FGA:
FGA: 5 vs. UTSA (11-11-12)
3PT FG:
FTM: 2 at Cleveland State (11-17-12)
FTA: 2 at Cleveland State (11-17-12)
Assts: 2 vs. Morgan State (11-10-12)
MINS: 21 vs. UTSA (11-11-12)

ANTON LARSEN

Points: 9, vs. UMES (12-9-10) & LIU (11-14-11)
FGM: 4, vs. LIU (11-14-11)
FGA: 5, vs. LIU (11-14-11)
3PT FGM: 2, vs. UMES (12-9-10)
FTM: 1, vs. UMES (12-9-10)
FTA: 2, vs. UMES (12-9-10)
REBS: 4, vs. UMES (12-9-10) & LIU (11-14-11)
AST: 1, vs. LIU (11-14-11)
BLKS: 1, vs. LIU (11-14-11)
STLS: 1, vs. LIU (11-14-11)
MINS: 18, vs. Howard (11-16-11)

STUART MCEWEN

Points: Has not played
FGM:
FGA:
3PT M:
FTM:
FTA:
REBS:
AST:
STLS:
MINS:

DESHAWN PAINTER

Points: 19 vs. Morehead State (11-13-11)
FGM: 6 vs. Morehead State (11-13-11)
FGA: 13 vs. Indiana (11-30-11)
FTM: 8 at Miami (1-22-12)
FTA: 10 at Miami (1-22-12)
REBS: 12 vs. Morehead State (11-13-11) & Wake Forest (1-14-12)
AST: 2, vs. three teams
STLS: 1 vs. nine different teams
MINS: 33 at Miami (1-22-12)

KEENAN PALMORE

Points: 19 vs. Morehead State (11-13-11)
FGM: 6 vs. Morehead State (11-13-11)
FGA: 13 vs. Indiana (11-30-11)
FTM: 8 at Miami (1-22-12)
FTA: 10 at Miami (1-22-12)
REBS: 12 vs. Morehead State (11-13-11) & Wake Forest (1-14-12)
AST: 2, vs. three teams
STLS: 1 vs. nine different teams
MINS: 33 at Miami (1-22-12)

DONTE HILL

Points: 15, vs. VCU (2-11-12)
FGM: 5, vs. VCU (2-11-12)
FGA: 10, vs. VCU (2-11-12)
FTM: 6, vs. VMI (12-22-11)
FTA: 8, vs. VMI (12-22-11)
REBS: 9, vs. VMI (12-22-11)
STLS: 5, at VCU (1-21-12)
AST: 6, vs. UNCW (2-14-12) BLKS: 1, vs. Liberty (11-18-09)
MINS: 36, at JMU (1-2-12)

RICHARD ROSS

Points: 19, vs. Coastal Carolina (3-13-12)
FGM: 8, vs. Coastal Carolina (3-13-12)
FGA: 10, at Delaware (1-11-12)
FTM: 1, vs. VMI (12-22-11)
FTA: 3, vs. VMI (12-22-11)
REBS: 8, at Richmond (12-20-11), JMU (1-2-12) & UNCW (2-14-12)
STLS: 5, vs. Towson (1-7-12)
AST: 4, vs. UNCW (1-25-12)
BLKS: 4, vs. USC Upstate (3-18-12)
MINS: 30, at Richmond (12-20-11)

NICK WRIGHT

Points: 24, vs. Vermont (11-23-11)
FGM: 9, vs. Vermont (11-23-11)
FGA: 12, vs. Vermont (11-23-11)
FTM: 8, vs. ECU (11-29-11) & Northeastern (12-3-11)
FTA: 14, v. ECU (11-29-11)
REBS: 10, vs. Vermont (11-23-11)
AST: 1, at Liberty (11-19-09) & UNCW (1-13-10)
BLKS: 4, vs. ECU (11-29-11)
STLS: 2, vs. Towson (3-6-10) & Kentucky (11-20-11)
MINS: 39, vs. Vermont (11-23-11)



2012-2013 MONARCH BASKETBALL

OLD DOMINION UNIVERSITY

ODU IN POST SEASON PLAY

NCAA

1979-80
1981-82
1984-85
1985-86*
1991-92
1994-95*
1996-97
2004-05
2006-07
2009-10*
2010-11*
* Advanced to 2nd round

NIT

1976-77
1978-79
1980-81
1982-83
1983-84
1987-88
1992-93
1993-94
1998-99
2005-06*
(Reached semifinals)

CIT

2008-09 (Champions)
2011-12 (Quarter Finals)

CBI

2007-08

ODU ACADEMIC SUCCESS

Old Dominion University student athletes excelled in the classroom during the 2011 fall semester, with 125 student athletes and 10 cheerleaders and dance team members earning Dean's List honors with a 3.4 grade point average or higher.

Last year four Monarchs, Trian Iliadis, Donte Hill, Anton Larsen and Kent Bazemore were on the Dean's list.

Both Iliadis and Larsen were named to the CAA's All-Academic squad.

MONARCH'S 2012-13 TV SCHEDULE

| | | | | |
|-------|-------|-----------|--------------------------|--------------------------|
| Sun. | 11/11 | 2 p.m. | UT San Antonio | Cox 11/Comcast Sportsnet |
| Sat. | 11/24 | 8 p.m. | at Murray State | ESPN3.com |
| Tue. | 12.4 | 7 pm. | Richmond | NBCSN |
| Fri. | 12/7 | 9 pm. | VCU | NBCSN |
| Tues. | 12/18 | 7:30 p.m. | at College of Charleston | ESPN3.com |
| Sat. | 12/22 | 5:30 pm. | Virginia | (Gov. Inv.) NBCSN |
| Sat. | 1/5 | 12 Noon | Delaware | Comcast Sportsnet |
| Thu. | 1/10 | 7 p.m. | at George Mason | NBCSN |
| Sat. | 1/26 | 4 p.m. | at JMU | Comcast Sportsnet |
| Mon. | 2/4 | 7 p.m. | George Mason | NBCSN |
| Thu. | 2/7 | 7 p.m. | at Drexel | NBCSN |
| Sat. | 2/9 | 4 p.m. | Northeastern | Comcast |
| Mon. | 2/11 | 7 p.m. | at Delaware | NBCSN |
| Sat. | 2/16 | 12 noon | W&M | Comcast Sportsnet |
| Sun. | 2/24 | 7 p.m. | at Hofstra | Comcast Sportsnet |
| Thu. | 2/28 | 7 p.m. | Drexel | NBCSN |
| Sat. | 3/2 | 12 noon | at Northeastern | Comcast Sportsnet |

Networks:

| | |
|--------|-------------------------------------|
| CSN | COMCAST SPORTSNET MID-ATLANTIC |
| CSN+ | COMCAST SPORTSNET MID-ATLANTIC PLUS |
| CSN NE | COMCAST SPORTSNET NEW ENGLAND |
| CSN P | COMCAST SPORTSNET PHILADELPHIA |
| TCNP | THE COMCAST NETWORK PHILADELPHIA |
| TCN MA | THE COMCAST NETWORK MID-ATLANTIC |
| CSS | COMCAST SPORTS SOUTHEAST |
| NBCSN | NBC SPORTS NETWORK |

HELP ODU WIN GOVERNOR'S CLASSIC FOOD DRIVE

Governor's Holiday Hoops Classic will benefit food banks across Virginia. This food drive runs from November 15th - December 15th. During this time we ask you to consider making a food or financial donation.

You can donate on campus or online using this form to support your institutions bid to raise the most in support of the Foodbank of Southeastern Virginia.

A winner will be announced between each matchup before game two of the 2012 Governor's Holiday Hoops Classic game. The University of Richmond will be measured against George Mason University and Old Dominion University will be measured against The University of Virginia.

Help Old Dominion University win the challenge by bringing a can of food to the following events at the Constant Center and also receive discount admission.

Friday, Nov. 16 - ODU wrestling vs. Wisconsin, - 7:30 pm. \$3 off admission Saturday, Nov. 17 - Lady Monarchs vs. VCU women's basketball, 7 p.m. - \$3 off admission Wednesday, Nov. 21 - ODU Monarchs vs. VMI, 7 p.m. - \$3 off admission Friday, Nov. 30 - Lady Monarchs vs. CAL - 7 p.m. - \$3 off admission Tuesday, Dec. 4 - ODU Monarchs vs. Richmond - 7 p.m. - \$3 off admission Friday, Dec. 7 - ODU Monarchs vs. VCU - 9 p.m. - no discount



2012-2013 MONARCH BASKETBALL

OLD DOMINION UNIVERSITY

ODU CAA STATISTICAL RANKINGS

| | | |
|------------------|------|------|
| Scoring Offense: | 60.5 | 7th |
| Scoring Defense: | 64.2 | 3rd |
| FG PCT: | .390 | 8th |
| FGPCT DEF: | .416 | 4th |
| 3PT FG PCT: | .179 | 11th |
| REBS: | 40.0 | 2nd |
| REBS Margin: | +8.0 | 1st |
| AST: | 10.5 | 5th |
| STLS: | 5.8 | 9th |
| BKLS: | 4.3 | 3rd |

INDIVIDUAL CAA RANKINGS

| | | | |
|---------|---------|------|------|
| REBS: | Palmore | 6.5 | 12th |
| FG PCT: | Bacote | .579 | 7th |
| AST: | Palmore | 3.1 | 10th |
| STLS: | Palmore | 2.0 | 9th |
| | Hill | 1.8 | 12th |

ODU HAS MADE EIGHT STRAIGHT POST SEASON APPEARANCES

2005 - NCAA (28-6)
2006 - NIT Semi-finals (24-10)
2007 - NCAA at large (24-9)
2008 - CBI Quarterfinals (18-16)
2009 - CIT CHAMPIONS (25-10)
2010 - NCAA 2nd Round (27-9)
2011 - NCAA 2nd Round (27-7)
2012 - CIT Tournament (22-14)

NABC ALL-DISTRICT 10

First team - **Kent Bazemore**
Second Team - **Chris Cooper**

ODU'S TOP RPI'S

March 8, 2011 **#23** (NCAA)
March 15, 2011 **#29** (NCAA)
Jan. 15, 2006 **#20** (Realtime)

2012 NATIONALLY RANKED MONARCHS

| | |
|----------------------|-------------------------------------|
| Chris Cooper | 20th - Rebounding 10.1 |
| Chris Cooper | 14th - Double-Doubles 17 |
| Kent Bazemore | 26th - Steals 2.1 |
| Team | 30th - FG PCT Defense 40.2 |
| Team | 50th - Scoring Defense 62.1 |
| Team | T-20th - Rebound Margin +6.1 |
| Team | 10th - Steals 8.8 |

ODU'S TOP SENIOR CLASSES BY CAREER WINS

| | | | |
|--------|------------|--------|-----------|
| • 2012 | 101 | • 2010 | 94 |
| • 2011 | 97 | • 2007 | 93 |
| • 2008 | 94 | | |

CONNECT WITH ODU BASKETBALL

Facebook: www.facebook.com/ODUBasketball

Twitter: www.twitter.com/ODUMB www.twitter.com/ODUsports

Connect with all other ODU Athletic teams at www.odusports.com/social



2012-2013 MONARCH BASKETBALL

OLD DOMINION UNIVERSITY

MONARCH BASKETBALL ROSTER

ALPHABETICAL

| No. | Name | POS | CL | HT | WT | Hometown/ High School |
|-----|--------------------|-----|-------|-----|-----|---|
| 12 | Ekene Anachebe | C | FR | 6-9 | 265 | Fayetteville County, GA/Fayette County |
| 2 | Aaron Bacote | G | FR | 6-5 | 175 | Hampton, VA/Bethel HS |
| 4 | Dimitri Batten | G | RS SO | 6-3 | 190 | Newport News, Va./Kecoughtan HS |
| 15 | Deion Clark | G | FR | 6-3 | 198 | Naples, FL/Barron Collier |
| 25 | Donte Hill | G | JR | 6-4 | 205 | Virginia Beach, Va./Norfolk Collegiate HS |
| 40 | Anton Larsen | C/F | RS SO | 7-0 | 240 | Copenhagen, Denmark/Oster Farimagsgades |
| 21 | Stuart McEwen | F | FR | 6-9 | 201 | Sydney, Australia/St. Thomas Moore Prep |
| 10 | Ambrose Mosley* | G | FR | 6-1 | 166 | Jacksonville, FL/First Coast |
| 11 | DeShawn Painter | C | SR | 6-9 | 235 | Norfolk, VA/Booker T. Washington |
| 3 | Keenan Palmore | C | FR | 6-1 | 174 | Stone Mountain, GA/Paideia School |
| 23 | Richard Ross | F | RS SO | 6-7 | 210 | Hirschi HS/Wichita Falls, TX. |
| 1 | Nick Wright | F | RS SR | 6-8 | 208 | Suffolk, VA/Nansemond River HS |
| | Sean-Michael King* | G | So. | 6-1 | 180 | Alexandria, VA/Hayfield HS |
| | Martin Shaw* | G | FR. | 6-0 | 170 | Hampton, VA/Kecoughtan HS |

* Redshirt

NUMERICAL

| No. | Name | POS | CL | HT | WT | Hometown/ High School |
|-----|--------------------|-----|-------|-----|-----|---|
| 1 | Nick Wright | F | RS SR | 6-8 | 208 | Suffolk, VA/Nansemond River HS |
| 2 | Aaron Bacote | G | FR | 6-5 | 175 | Hampton, VA/Bethel |
| 3 | Keenan Palmore | G | FR | 6-1 | 174 | Stone Mountain, GA/Paideia School |
| 4 | Dimitri Batten | G | RS SO | 6-3 | 190 | Newport News, VA./Kecoughtan HS |
| 10 | Ambrose Mosley* | G | FR | 6-1 | 166 | Jacksonville, FL/First Coast |
| 11 | DeShawn Painter | C | SR | 6-9 | 235 | Norfolk, VA/Booker T. Washington |
| 12 | Ekene Anachebe | C | FR | 6-9 | 265 | Fayetteville County, GA/Fayette County |
| 15 | Deion Clark | G | FR | 6-3 | 198 | Naples, FL/Barron Collier |
| 21 | Stuart McEwen | F | FR | 6-9 | 201 | Sydney, Australia/St. Thomas Moore Prep |
| 23 | Richard Ross | F | RS SO | 6-7 | 210 | Hirschi HS/Wichita Falls, TX. |
| 25 | Donte Hill | G | JR | 6-4 | 205 | Virginia Beach, VA./Norfolk Collegiate HS |
| 40 | Anton Larsen | CF | RS JR | 7-0 | 240 | Copenhagen, Denmark/Oster Farimagsgades |
| | Sean-Michael King* | G | So. | 6-1 | 180 | Alexandria, VA/Hayfield HS |
| | Martin Shaw* | G | Fr. | 6-0 | 170 | Hampton, VA/Kecoughtan HS |

* Redshirt

Coaching Staff

HEAD COACH: Blaine Taylor (Montana '81) 11th Season

ASSISTANTS: Jim Corrigan (Duke '80) 18th season

Rob Wilkes 10th season (Stetson '93)

John Richardson 6th season (Elizabeth City St. '95)

DIR. OF BASKETBALL OPERATIONS: Drew Williamson (ODU '07) 2nd season

Pronunciation Guide

Dimitri Batten

Aaron Bacote

Ekene Anachebe

Deion Clark

Da-Mee-Tree

Bay cote

Eck-Ah-Nay Ah-notch-Ah-Bay

Dee-on




2012-2013 MONARCH BASKETBALL

OLD DOMINION UNIVERSITY

MONARCHS

2012-2013



BLAINE TAYLOR
Head Coach
Montana '81
237-124 / 11 seasons
at Old Dominion
378-190 / 18 seasons



NICK WRIGHT
1
R-Sr., Forward, 6-8, 208, Suffolk, VA




AARON BACOTE
2
Fr., Guard, 6-5, 175, Hampton, VA



KEENAN PALMORE
3
Fr., Guard, 6-1, 174, Stone Mountain, GA




DIMITRI BATTEN
4
R-So., Guard, 6-3, 190, Newport News, Va.




AMBROSE MOSLEY
10
Fr., Guard, 6-1, 166, Jacksonville, FL



DESHAWN PAINTER
11
Sr., Center, 6-9, 235, Norfolk, VA




EKENE ANACHEBE
12
Fr., Center, 6-9, 265, Fayetteville County, GA




DEION CLARK
15
Fr., Guard, 6-3, 198, Naples, FL



STUART MCEWEN
21
Fr., Forward, 6-9, 201, Sydney, Australia



RICHARD ROSS
23
R-So., Forward, 6-7, 210, Wichita Falls, TX



DONTE HILL
25
Jr., Guard, 6-4, 205, Virginia Beach, VA



ANTON LARSEN
40
R-Jr., Center/Forward, 7-0, 240, Copenhagen, Denmark



2012-2013 MONARCH BASKETBALL

OLD DOMINION UNIVERSITY

CAA ALL-CONFERENCE TEAMS

FIRST TEAM ALL-CAA

| | CL. | POS. | HT. |
|------------------------------------|-----|------|-----|
| Kent Bazemore, Old Dominion | Sr. | G | 6-5 |
| Bradford Burgess, VCU | Sr. | G/F | 6-6 |
| Frantz Massenat, Drexel | So. | G | 6-4 |
| Ryan Pearson, George Mason | Sr. | F | 6-6 |
| Keith Rendleman, UNCW | Jr. | F | 6-8 |

SECOND TEAM ALL-CAA

| | Cl. | Pos. | Ht. |
|-----------------------------------|-----|------|-----|
| Chris Cooper, Old Dominion | Sr. | F | 6-9 |
| Samme Givens, Drexel | Sr. | F | 6-5 |
| Jamelle Hagins, Delaware | Jr. | F | 6-9 |
| Mike Moore, Hofstra | Sr. | G | 6-5 |
| Devon Saddler, Delaware | So. | G | 6-2 |

CAA ALL-DEFENSIVE TEAM

| | Cl. | Pos. | Ht. |
|-------------------------------------|-----|------|------|
| Kent Bazemore, Old Dominion* | Sr. | G | 6-5 |
| Eric Buckner, Georgia State | Sr. | F | 6-10 |
| Jamelle Hagins, Delaware | Jr. | F | 6-9 |
| Robert Nwankwo, Towson | Sr. | C | 6-8 |
| Briante Weber, VCU | Fr. | G | 6-3 |

CAA ALL-ACADEMIC FIRST TEAM

| | Cl. | Pos. | Ht. |
|------------------------------------|-----|------|-----|
| Jihad Ali, Georgia State | Sr. | G | 6-5 |
| Trian Iliadis, Old Dominion | Sr. | G | 6-3 |
| Quinn McDowell, William & Mary | Sr. | G/F | 6-6 |
| Dwan McMillan, Hofstra | Sr. | G | 6-0 |
| Tim Rusthoven, William & Mary | So. | F | 6-9 |

* Defensive Player of the Year

ODU BENCH SCORING / OPP

| | |
|-----------------|-------|
| Holy Cross | 12/16 |
| Morgan State | 16/21 |
| UTSA | 36/3 |
| Cleveland State | 24/3 |

ODU'S RECORD WHEN

| | |
|--------------------------|-----|
| ODU scores 40-49 points | 0-1 |
| ODU scores 50-59 points | 0-1 |
| ODU scores 60-69 points | 0-0 |
| ODU scores 70-79 points | 1-1 |
| ODU scores 80-89 points | 0-0 |
| ODU scores 90 or more | |
| OPP score less than 40 | 0-0 |
| OPP score 40-49 points | 0-1 |
| OPP score 50-59 points | 0-0 |
| OPP score 60-69 points | 1-0 |
| OPP score 70-79 points | 1-1 |
| OPP score 80-89 points | 0-0 |
| OPP score 90 or more | 0-0 |
| ODU Leads At Halftime | 1-1 |
| Tied at Halftime | 0-0 |
| ODU Trailing at Halftime | 0-2 |

FIELD GOALS

| | |
|--------------------------|-----|
| ODU shoots 50% or better | 0-0 |
| ODU shoots 40-49% | 1-1 |
| ODU shoots 39% or lower | 0-2 |

REBOUNDS

| | |
|---------------------|-----|
| ODU Outrebounds OPP | 1-3 |
| OPP Outrebound ODU | 0-0 |
| Even | 0-0 |

DAYS OF THE WEEK

| | |
|-----------|-----|
| Monday | 0-0 |
| Tuesday | 0-0 |
| Wednesday | 0-0 |
| Thursday | 0-0 |
| Friday | 0-1 |
| Saturday | 1-1 |
| Sunday | 0-1 |
| On TV | 0-1 |

CAREER STARTS BY YEAR

| | 11 | 12 | 13 |
|---------|----|----|----|
| Batten | - | 9 | 1 |
| Wright | - | 28 | 4 |
| Ross | - | 2 | 1 |
| Hill | - | 23 | 4 |
| Bacote | - | - | 2 |
| Palmore | - | - | 3 |
| Painter | - | - | 3 |
| Clark | - | - | 1 |
| Larsen | 0 | 1 | 1 |



2012-2013 MONARCH BASKETBALL

OLD DOMINION UNIVERSITY

OPPONENT WINS AT THE TED

| | |
|----------|---------------------------|
| 11-22-09 | UAB, 77-62 |
| 1-7-09 | James Madison, 70-62 |
| 1-24-09 | Northeastern, 58-42 |
| 11-28-07 | #5 Georgetown, 66-48 |
| 1-5-08 | William & Mary, 70-61 |
| 1-19-08 | VCU, 78-68 |
| 1-30-08 | UNC Wilmington, 68-65 |
| 11-11-06 | Clemson, 74-70 |
| 12-29-06 | Winthrop, 71-65 |
| 1-19-06 | Hofstra, 76-68 |
| 2-23-05 | Hofstra, 66-63 |
| 11-29-03 | #13 St. Joseph's, 75-72 |
| 12-04-02 | Charlotte, 105-102 (2 OT) |
| 1-21-04 | VCU, 75-67 |
| 2-28-04 | George Mason, 70-66 |
| 11-24-02 | North Carolina, 67-59 |
| 12-7-02 | East Carolina, 75-67 |
| 12-20-02 | Dayton, 71-67 |
| 1-15-03 | Delaware, 75-74 (OT) |
| 2-1-03 | VCU, 72-69 |
| 2-19-03 | Drexel, 62-57 |
| 11-12-10 | #20 Georgetown, 62-59 |
| 1-22-11 | VCU, 59-50 |
| 11-12-11 | N. Iowa, 63-46 |
| 11-23-11 | Vermont, 65-63 (OT) |
| 12-30-11 | #8 Missouri, 75-68 |
| 1-5-12 | George Mason, 63-54 |
| 2-11-12 | VCU, 68-64 |
| 2-25-12 | Drexel, 73-72 |
| 3-21-12 | Mercer, 79-73 |
| 11-9-12 | Holy Cross, 46-45 |
| 11-11-12 | UTSA, 79-70 |

BLAINE TAYLOR

BY THE NUMBERS

| | | | |
|--------------------|-------|----------------------|-------|
| Alaska Fairbanks | 2-0 | Middle Tenn. State | 0-1 |
| American | 1-0 | Missouri | 0-3 |
| Arizona | 0-1 | Missouri-Kansas City | 3-0 |
| Arkansas State | 1-0 | Missouri State | 1-0 |
| Baylor | 0-2 | Mississippi State | 0-2 |
| Belmont | 1-0 | Monmouth | 1-0 |
| Bethune-Cookman | 1-0 | Montana State | 11-5 |
| Black Hills | 1-0 | Morgan State | 2-0 |
| Bradley | 1-1 | Mt. St. Mary's | 2-0 |
| Boise State | 5-5 | Nevada | 3-2 |
| Bucknell | 2-1 | Northeastern | 1-4 |
| Butler | 0-2 | North Carolina | 0-3 |
| Campbell | 1-0 | Northern Iowa | 0-2 |
| CS Fullerton | 1-1 | Notre Dame | 1-0 |
| CS Northridge | 6-1 | NC Central | 1-0 |
| Central Florida | 0-1 | UNCW | 14-4 |
| Central Washington | 1-0 | Northeast Illinois | 2-0 |
| Charlotte | 2-1 | Northern Arizona | 10-4 |
| The Citadel | 1-0 | Oregon | 1-2 |
| Clemson | 1-2 | Oral Roberts | 0-3 |
| Cleveland State | 1-1 | Pepperdine | 1-1 |
| Coastal Carolina | 3-0 | Portland State | 6-1 |
| Colorado | 1-0 | Presbyterian | 1-0 |
| Creighton | 1-1 | Rice | 2-0 |
| Dayton | 1-2 | Richmond | 3-4 |
| DePaul | 1-1 | Rider | 1-0 |
| Drexel | 10-8 | Rocky Mountain | 1-0 |
| Delaware | 15-6 | Sacramento State | 9-0 |
| Duquesne | 2-0 | St. Peter's | 1-0 |
| E.Montana | 1-0 | San Jose | 3-0 |
| East Carolina | 5-1 | Shawnee | 1-0 |
| Eastern Washington | 12-2 | Simon Fraser | 5-0 |
| E.Tennessee State | 1-0 | South Alabama | 1-2 |
| Fairfield | 1-1 | South Florida | 1-0 |
| Florida Atlantic | 1-0 | South Carolina St. | 2-0 |
| Florida State | 0-1 | Southern Utah | 2-2 |
| Fordham | 1-0 | Southern Oregon | 1-0 |
| George Mason | 10-13 | Southeast Louisiana | 1-0 |
| George Washington | 2-1 | St. Mary's(CA.) | 2-0 |
| Georgetown | 2-2 | St. Joseph's | 1-2 |
| Georgia | 1-0 | Texas-Arlington | 3-0 |
| Georgia State | 12-1 | Texas-Corpus Christi | 0-1 |
| Gonzaga | 1-1 | Texas Christian | 1-0 |
| Hawaii-Hilo | 1-0 | Texas Tech | 0-1 |
| Hampton | 0-2 | Texas Southern | 1-0 |
| High Point | 1-0 | Toledo | 2-0 |
| Hofstra | 15-8 | Towson | 19-1 |
| Holy Cross | 0-1 | UAB | 1-3 |
| Howard | 11-0 | UTEP | 0-1 |
| Idaho State | 11-3 | UNLV | 0-1 |
| Idaho | 7-6 | USC Upstate | 1-0 |
| Illinois-Chicago | 1-1 | Valparaiso | 0-1 |
| Iona | 1-0 | Vermont | 0-1 |
| James Madison | 21-4 | Virginia | 0-1 |
| Kentucky | 0-2 | VA Commonwealth | 10-18 |
| Kent State | 1-0 | VMI | 4-0 |
| Lewis-Clark | 3-0 | Virginia Tech | 4-1 |
| Liberty | 4-0 | Washington | 3-0 |
| Long Island | 1-0 | Washington State | 1-1 |
| Longwood | 2-0 | W. Illinois | 1-0 |
| Long Beach | 1-1 | W. Montana | 3-0 |
| Louisville | 0-1 | W. Oregon | 1-0 |
| Marist | 1-1 | Weber | 6-10 |
| Marshall | 1-1 | Whitman | 1-0 |
| Md. Eastern Shore | 4-0 | William & Mary | 21-3 |
| Manhattan | 1-0 | Winston-Salem | 1-0 |
| Memphis | 0-1 | Winthrop | 1-2 |
| Mercer | 0-1 | Wisconsin | 0-2 |
| Michigan | 0-1 | Xavier | 1-0 |
| Michigan State | 0-1 | UTSA | 0-1 |

ODU'S CAA SCHOLAR ATHLETES OF THE YEAR

| | |
|------|-----------------------|
| 2005 | Alex Loughton |
| 2007 | Jonathan Adams |
| 2011 | Trian Iliadis |



2012-2013 MONARCH BASKETBALL

OLD DOMINION UNIVERSITY

TED CONSTANT CENTER RECORDS

TED CONSTANT CENTER MILESTONES

Groundbreaking: June 19, 1999
Arena opens on: Oct. 25, 2002
First Concert Event: Roberta Flack & Norfolk Symphony (Nov. 17, 2002)
First Basketball Game: Blue-White Exhibition (Oct. 26, 2002)
First Regular Season Men's game: Nov. 24, 02 vs. North Carolina
First Basket: 19:16 by Ricardo Marsh dunk vs. UNC
First Trey: 16:25 by Jawad Williams of UNC
First ODU Trey: 15:00 by John Walle
First Free Throw Made: 14:39 by Sean May of UNC
First ODU Free Throw Made: 14:22 Rasheed Wright
Longest Game: Two overtimes (ODU vs. Charlotte) Dec. 6, 03
100th win at the Ted: 1-16-10 vs. Drexel, 71-48

ODU CONSTANT CENTER INDIVIDUAL RECORDS

Points: 45, by Alex Loughton vs. Charlotte (20), Dec. 6, 2003
Field Goals Made: 17, by Alex Loughton vs. Charlotte, Dec. 6, 03
Field Goals ATT: 23, by Alex Loughton vs. Charlotte, Dec. 6, 03
Three Point FG Made: 6/8, by Brian Henderson vs. Marist, Feb. 18, 06
Three Point FG ATT: 9 by Marsharee Neely vs. UAB (11-22-08)
Three Point FG PCT: 100(5-5) by Alex Loughton vs. Charlotte, Dec. 6, 03
Free Throws Made: 12(12-14) by Isaiah Hunter vs. Delaware, Feb. 14, 04
Free Throws ATT: 15, by Kent Bazemore vs. Drexel, Feb. 25, 2012
Best Free Throw PCT: 1000(10-10) by Alex Loughton vs. Liberty, Dec 18, 03
Rebounds: 22, by Chris Cooper vs. JMU, Feb. 2, 2012
Assists: 11, by Troy Nance vs. Delaware (1-15-03), & by Kent Bazemore vs. Northeastern (1-5-11)
Steals: 8 by Brandon Johnson vs. George Mason (1-6-07)
Blocked Shots: 7, by Sam Harris vs. VMI (12-1-04) & Toledo (11-16-07)

ODU CONSTANT CENTER TEAM RECORDS

Points: 102 vs. Charlotte (12-6-03) in overtime; vs. Longwood 98 (11-17-09) (regulation);
& vs. 88 in regulation vs. Towson (1-31-04)
Fewest Points: 42 vs. Northeastern (1-24-09)
Field Goals Made: 40, vs. Charlotte (12-06-03)
Field Goals ATT: 77 vs. Charlotte (12-06-03)
FG PCT: .627 (32-51) vs. Towson (1-29-11)
Three Point FG Made: 13 (13-26) vs. Charlotte (12-6-03) & (13-25) vs. JMU (2-2-12)
Three Point FG Made in One Half: 9, in 1st vs. Hofstra (3-1-03)
Three Point FG ATT: 26 vs. Charlotte (12-6-03)
Three Point FG PCT: .625 (10-16) vs. DePaul (12-17-05) & vs. GAST (1-13-09)
Free Throws Made: 29 (29-46) vs. VMI (12-22-11)
Free Throws ATT: 46, vs VMI (12-22-11)
Best Free PCT: .933 (14-15) vs. St. Joseph's (11-29-03)
Rebounds: 64, vs. UMES (12-9-10)
Assists: 31 vs. Charlotte (12-06-03)
Steals: 16, vs St. Joseph's (12-22-04) Turnovers: 25, vs. Charlotte (12-6-03)
Blocked Shots: 17, vs. VMI (12-1-04)

OPPONENT CONSTANT CENTER INDIVIDUAL RECORDS

Points: 35, by Norris Cole of Cleveland State (2-20-11)
Three Point FG Made: 8 (8-13) by Robert Vaden of UAB (11-22-08) & Norris Cole of Cleveland State (2-20-11)
Best Opponent FT PCT: 1000(6-6) by Keith Waleskowski of Dayton(12-20-02)
Rebounds: 17, by Jason Thompson of Rider (3-18-08 / CBI)
Assists: 10, by Demon Brown of Charlotte (12-6-03) & Jose Juan Barea of NE (1-7-06)
Blocked Shots: 9, by Sean James of NE (1-7-06) and Damian Sanders of Duquesne (12-30-09)

OPPONENT CONSTANT CENTER TEAM RECORDS

Points: 105 by Charlotte (12-6-03) in overtime
Regulation: 76 by William & Mary (2-25-04)
Fewest Points: 34 by Northeastern (1-5-11)
Field Goals Made: 41 by Charlotte (12-6-03)
Best Field Goal PCT: .662 (28-42) by JMU (1-7-09)
Lowest OPP FG PCT: .217 (13-60) by Toledo (11-16-07)
Three Point FG Made: 12 by Belmont (3-23-09), Cleveland State (2-20-11), & UTSA (11-11-12)
Three Point FG Attempted: 38 by Belmont (3-23-09)
Best 3PT FG PCT: .533 (8-15) by William & Mary (2-25-04)
Free Throws Made: 23 (23-31) by Delaware (2-14-04)
Free Throws Attempted: 31 by Delaware (2-14-04)
Best FT PCT: 100 (9-9) by Towson (1-2-03)
Rebounds: 49, by Drexel (1-03-04)
Fewest Rebounds: 12 by Towson (1-29-11)
Assists: 22 by Charlotte (12-6-03)
Steals: 15 by UNC Wilmington (1-28-04)
Blocks: 10 by Northeastern (1-7-06)
Turnovers: 26 by VMI (12-1-04)

TOP SINGLE GAME CROWDS

- 8474 vs. UNC Wilmington (1-22-05)
- 8472 vs. JMU (2-2-12)
8472 vs. VCU (2-11-12)
8472 vs. Drexel (2-25-12)
- 8460 vs. Missouri (12-30-11)
8460 vs. William & Mary (1-28-12)
- 8457 vs. Virginia Commonwealth (1-22-11)
8457 vs. James Madison (1-19-11)
8457 vs. Georgetown (11-12-10)
8457 vs. Richmond (12-1-10)
8457 vs. William & Mary (2-26-11)
- 8438 vs. Virginia Commonwealth (2-12-05)
- 8424 vs. North Carolina (11-24-02)
8424 vs. Virginia Tech (12-30-05)
8424 vs. Virginia Commonwealth (1-14-06)
8424 vs. James Madison (2-4-06)
8424 vs. Virginia Commonwealth (2-10-07)
8424 vs. Georgetown (11-28-07)
8424 vs. Virginia Tech (12-16-07)
8424 vs. Virginia Commonwealth (1-19-08)
8424 vs. George Mason (1-31-09)
8424 vs. Virginia Commonwealth (2-14-09)
8424 vs. George Mason (2-13-10)
8424 vs. Virginia Commonwealth (2-27-10)
- 8418 vs. Virginia Commonwealth (2-1-03)
- 8344 vs. George Mason (1-8-11)
- 8328 vs. Cleveland State (2-20-11)
- 8209 vs. George Mason (2-9-08)
- 8181 vs. Towson (1-29-11)
- 8050 vs. Hofstra 2-23-05
- 8042 vs. Delaware (2-2-11)
- 8041 vs. George Mason (2-28-04)
- 8022 vs. Bucknell (2-23-08)
- 8015 vs. William and Mary (2-3-10)
- 8005 vs. Marist (2-18-06)

NO PLACE LIKE THE TED

| | |
|----------------|----------------------|
| 2002-03 | 8-6 |
| 2003-04 | 11-4 |
| 2004-05 | 14-1 |
| 2005-06 | 14-1 |
| 2006-07 | 15-2 |
| 2007-08 | 13-4 |
| 2008-09 | 16-3 |
| 2009-10 | 15-0 |
| 2010-11 | 14-2 |
| 2011-12 | 10-7 |
| Totals: | 130-30 (.818) |



SPORTS INFORMATION

Asst. AD For Athletic Communications: Carol Hudson, Jr.
OFFICE PHONE: 757-683-3372

E-MAIL: chudson@odu.edu

HOME PHONE: 757-625-2061

ASST Communications Dir.: Eric Bohannon

E-Mail Address: ebohanno@odu.edu

ASST. Communications Dir: Ben Waring

E-Mail: bwarin@odu.edu

ASST AD CREATIVE SERVICES: Tina Price

E-MAIL ADDRESS: tprice@odu.edu

DIRECTOR OF CREATIVE SERVICES: Christie H. Brown

E-Mail Address: chenn@odu.edu

FAX NUMBER: 757-683-3119

DIRECTOR OF BROADCASTING: Ted Alexander

E-Mail Address: talexan@odu.edu

MAIL ADDRESS: Rm. 1102/ Jim Jarrett Athletic Admin. Bldg/Norfolk, Va. 23529-0201

PRESS ROW NUMBERS: 757-683-5596

ATHLETIC TICKET OFFICE: 757-683-4444

RADIO STATIONS OF THE MONARCHS: WXEZ 94.1/ESPN1310

PHONE: 757-434-0746

STATION PHONE: 757-671-1000

STATION FAX: 757-671-1313

CONSTANT CENTER CONTACT: Mike Fryling

OFFICE PHONE: 757-683-5762

2012-2013 MONARCH BASKETBALL

OLD DOMINION UNIVERSITY

ODU 1,000 CAREER PT. CLUB

| | | | | |
|----------------------|-----|---------|-------|------|
| 1. Valentine, Ronnie | 101 | 976-80 | 2,204 | 21.8 |
| 2. Anthony, Leo | 82 | 1957-61 | 2,181 | 26.6 |
| 3. Hodge, Odell | 128 | 1992-97 | 2,117 | 16.5 |
| 4. Sessoms, Petey | 123 | 1991-95 | 1,985 | 16.1 |
| 5. Carver, Anthony | 110 | 1986-90 | 1,958 | 17.8 |
| 6. Gatling, Chris | 85 | 1988-91 | 1,811 | 21.3 |
| 7. McAdoo, Ronnie | 118 | 1978-82 | 1,776 | 15.1 |
| 8. Twardzik, Dave | 82 | 1969-72 | 1,660 | 20.2 |
| 9. Copeland, Joel | 81 | 1970-74 | 1,657 | 20.5 |
| 10. Loughton, Alex | 124 | 2002-06 | 1,646 | 13.3 |
| 11. Lee, Gerald | 137 | 2007-10 | 1,624 | 11.9 |
| 12. Gattison, Kenny | 122 | 1982-86 | 1,623 | 13.3 |
| 13. Jackson, Keith | 117 | 1989-93 | 1,592 | 13.6 |
| 14. McDonald, Darrin | 113 | 1985-90 | 1,564 | 13.8 |
| 15. Thomas, Keith | 121 | 1982-86 | 1,530 | 12.6 |

ODU ALL TIME REBOUNDERS

| | | | | | |
|-----------------------|-----|----|---------|-------|------|
| 1. Leddy, Randy | 90 | 4 | 1962-66 | 1,153 | 12.8 |
| 2. West, Mark | 117 | 4 | 1979-83 | 1,113 | 9.5 |
| 3. Hodge, Odell | 128 | 4+ | 1992-97 | 1,086 | 8.5 |
| 4. Washington, Wilson | 81 | 3 | 1975-77 | 1,011 | 12.5 |
| 5. Gattison, Kenny | 122 | 4 | 1982-86 | 963 | 7.9 |
| 6. McAdoo, Ronnie | 118 | 4 | 1978-82 | 953 | 8.1 |
| 7. Loughton, Alex | 124 | 4 | 2002-06 | 952 | 7.7 |
| 8. Valentine, Ronnie | 101 | 4 | 1976-80 | 949 | 9.4 |
| 9. Copeland, Joel | 81 | 4 | 1970-74 | 939 | 11.6 |
| 10. Hassell, Frank | 138 | 4 | 2008-11 | 909 | 6.6 |
| 11. Gatling, Chris | 85 | 3 | 1988-91 | 859 | 10.1 |

ALL TIME GAMES PLAYED

| | | |
|---------------------|---------|-----|
| 1. Kent Bazemore | 2008-12 | 140 |
| 2. Ben Finney | 2008-11 | 139 |
| 3. Frank Hassell | 2008-11 | 138 |
| Darius James | 2008-11 | 138 |
| 5. Gerald Lee | 2007-10 | 137 |
| 6. Jonathan Adams | 2006-09 | 135 |
| 7. Brian Henderson | 2005-08 | 134 |
| 8. Marquel DeLancey | 2009-12 | 132 |
| 9. Drew Williamson | 2004-07 | 130 |
| 10. Valdas Vasylius | 2004-07 | 129 |
| Arnaud Dahi | 2004-07 | 129 |
| 12. E.J. Sherod | 1993-97 | 128 |
| Odell Hodge | 1992-97 | 128 |
| 14. Brandon Johnson | 2005-08 | 127 |
| 15. Keyon Carter | 2008-11 | 127 |

ODU ALL TIME STEALS LEADERS

| | | |
|----------------------|------------|-----|
| 1. Smith, Frank | 1984-88 | 295 |
| 2. Bazemore, Kent | 2009-pres. | 250 |
| 3. Brandon Johnson | 2005-08 | 238 |
| 4. Drew Williamson | 2004-07 | 215 |
| T5. Byers, Mike | 1995-99 | 189 |
| T5. Finney, Ben | 2008-11 | 189 |
| 7. Caruthers, Joey | 1973-77 | 188 |
| 8. Robinson, Grant | 1979-83 | 184 |
| 9. Swann, Kevin | 1989-94 | 179 |
| 10. McDonald, Darrin | 1985-90 | 165 |
| 11. Thomas, Keith | 1982-86 | 160 |

ODU IN THE CAA

ODU has won more CAA Titles than any other current member.

- 6 ODU (1992,1995,1997, 2005, 2010, 2011)
- 5 VCU
- 4 George Mason
- 4 UNCW

ODU ALL TIME CAA RECORD

| | | |
|---------|------|------------|
| 1991-92 | 8-6 | 4th* |
| 1992-93 | 11-3 | 2nd |
| 1993-94 | 10-4 | 1st |
| 1994-95 | 12-2 | 1st* |
| 1995-96 | 12-4 | 2nd |
| 1996-97 | 10-6 | 1st* |
| 1997-98 | 8-8 | 4th |
| 1998-99 | 10-6 | 2nd |
| 1999-00 | 6-10 | 6th |
| 2000-01 | 7-9 | 5th |
| 2001-02 | 7-11 | 6th |
| 2002-03 | 9-9 | 6th |
| 2003-04 | 11-7 | 4th |
| 2004-05 | 15-3 | 1st* |
| 2005-06 | 13-5 | 4th |
| 2006-07 | 15-3 | 2nd |
| 2007-08 | 11-7 | 4th |
| 2008-09 | 12-6 | 3rd (tied) |
| 2009-10 | 15-3 | 1st* |
| 2010-11 | 14-4 | 2nd* |
| 2011-12 | 13-5 | 4th |

* Won CAA Tournament

ODU WINS OVER NATIONALLY RANKED TEAMS

Since 1976-77 ODU has beaten 10 nationally ranked teams in 37 games.

| | | |
|---------|---|---|
| 2009-10 | W | at #11 Georgetown, 61-57 |
| 2006-07 | W | at #8 Georgetown, 75-62 |
| 1994-95 | W | #9 Villanova, 89-81 (3 ot)-NCAA 1st Round |
| 1993-94 | W | #22 Virginia, 76-69 (Norfolk Scope) |
| 1985-86 | W | at #19 Richmond, 62-59 |
| | W | at #20 Western Kentucky, 62-59 |
| | W | #19 Western Kentucky, 74-61 (Norfolk Scope) |
| 1984-85 | W | at #20 UAB, 59-58 |
| 1980-81 | W | at #1 DePaul, 63-62 |
| 1979-80 | W | #3 Syracuse, 68-67 (Norfolk Scope) |



2012-2013 MONARCH BASKETBALL

OLD DOMINION UNIVERSITY

ALL-TIME SERIES WITH CAA TEAMS

Delaware

Series Record: ODU leads, 15-6
Last UD Win: 12-4-10; 75-67 (H)
Last ODU Win: 3-3-12; 88-74 (CAA Tournament)

Drexel

Series Record: ODU Leads, 11-8
Last Drexel Win: 3-4-12; 78-51 (CAA Tournament)
Last ODU Win: 1-16-10; 71-48 (H)

George Mason

Series: ODU Leads, 34-19
Last Mason Win: 2-4-12; 54-50 (H)
Last ODU Win: 1-8-11; 69-65 (H)

Hofstra

Series Record: ODU Leads, 15-8
Last ODU Win: 1-14-12; 69-61 (H)
Last Hofstra win: 2-10-9; 60-51 (A)

James Madison

Series Record: ODU leads, 55-24
Last ODU Win: 2-2-12 ; 80-71 (H)
Last JMU Win: 1-7-09; 70-62 (A)

UNCW

Series Record: ODU Leads, 29-17
Last ODU Win: 2-14-12; 81-64 (H)
Last UNCW Win: 1-30-08; 68-65 (H)

Towson

Series: ODU Leads, 26-1
Last TU WIN: 2001-02, 67-56 (H)
Last ODU Win: 1-18-12; 71-41 (A)

Virginia Commonwealth

Series Record: VCU Leads, 45-42
Last ODU Win: 3-7-11; 70-65 (CAA)
Last VCU Win: 2-11-12; 68-64 (A)

William & Mary

Series Record: ODU Leads 66-16
Last ODU Win: 2-8-12; 70-51 (A)
Last W&M Win: 3-8-08; 63-60 (CAA Tournament)

Georgia State

Series: ODU Leads 15-2
Last GSU Win: 1-3-09; 55-45 (H)
Last ODU Win: 2-22-12; 65-60 (OT) (A)

Northeastern

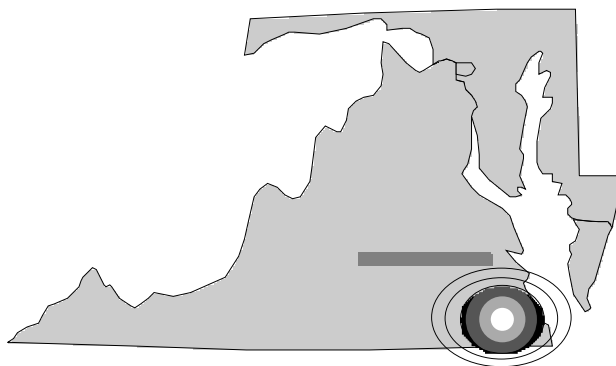
Series Record: ODU Leads, 7-4
Last NU Win: -30-10, NU, 74-64 (A)
Last ODU Win: 1-23-12, ODU, 69-57 (H)

DID YOU KNOW

- ESPN Sportscenter anchor Jay Harris is a 1987 ODU graduate.
- Of the eight Monarchs who have played in the NBA, two were first round draft picks. Chris Gatling (16th overall in 1991 by Golden State) and Cal Bowdler (17th overall in 1999 by Atlanta). Gatling played in the 1997 NBA all-star game.
- The nickname of the state of Virginia is the "Old Dominion."
- Baseball pitcher Justin Verlander (2012) helped the Detroit Tigers reach the World Series and was named AL Rookie of the Year. In 2011, Verlander was named AL MVP and Cy Young Winner
- Former ODU cheerleader, Mary Maniscalco-Theberge ('78) is the first female to hold the position of Chief of Surgery at Walter Reed Army Medical Center.

ABOUT NORFOLK / HAMPTON ROADS AREA

- The Hampton Roads area is comprised of seven cities and has a combined population of approximately 1.5 million, making it the 27th largest metropolitan area in the United States.
- Virginia Beach is the world's largest resort city and largest populated city in Virginia.
- Virginia Beach has the longest stretch of beach in the World (approx. 27 miles) and has more hotels than any other city its size.
- Norfolk, 1998 Best Big City in the South by Money Magazine, is home to the world's largest Naval installation.
- Norfolk is home to the Norfolk Tides, the Baltimore Orioles AAA affiliate and resides in Norfolk's 12,000 seat Harbor Park in downtown Norfolk.



HISTORY

FIRST YEAR OF BASKETBALL: 1930-31
OVERALL ALL-TIME RECORD: 1240-857 (.591) (82 years)
FIRST YEAR OF DIV. I. BASKETBALL: 1976-77
DIVISION I ALL-TIME RECORD: 683-430 (.608) (36 yrs)
NO. YRS IN NCAA TRN/LAST: 11/ 2011, lost to #8 seed Butler, 60-58
NO. YRS IN NIT TRN/LAST: 10/ 2006 semi-finals, lost to Michigan, 66-43



2012-2013 MONARCH BASKETBALL

OLD DOMINION UNIVERSITY

TRACKING THE MONARCHS

ON THE INTERNET

The official Old Dominion athletics website at www.odusports.com carries the most up-to-date information on the Monarchs. Bios, game stories, stats, and box scores can be found along with game notes the morning of the scheduled contest. Live play-by-play statistics from Gametracker is available for all Monarch home games at the Ted Constant Convocation Center and selected road games.



ON THE RADIO

The Monarch games are aired on ESPN 94.1 FM, a 40,000 watt station with a signal strength that stretches to the Northern Neck and Eastern Shore, west to Richmond and south to northeastern North Carolina.



STREAMING THE GAME

All fans can now watch and listen to the Monarchs over the internet with MonarchTV Access to all Old Dominion's contests both home and away. All home games will be videostreamed live from the Constant Center. Fans can enjoy both for a monthly fee of \$7.95 or \$54.95 for the 2011-12 athletic season. Users may have to install Microsoft Silverlight.

ODU SETS SCHOOL ATTENDANCE MARK

SEASON TICKETS SOLD OUT

The second year in a row, ODU has sold out of its 5,000 season tickets for the lower bowl of the Constant Center.

During the 2010-11 season, ODU sold out five home games and nine were crowds of over 8,000 to bring the season attendance average to 7,745 breaking the previous mark of 7,492 in the 1979-80 season.

TOP SEVEN ODU HOME ATTENDANCES

| | | |
|----|---------|-------|
| 1. | 2010-11 | 7,745 |
| 2. | 2011-12 | 7,629 |
| 3. | 1979-80 | 7,492 |
| 4. | 1977-78 | 7,317 |
| 5. | 1980-81 | 7,002 |
| 6. | 2009-10 | 6,995 |
| 7. | 2007-08 | 6,756 |

KENT BAZEMORE NBA UPDATE

The two-time CAA Defensive Player of the Year, Kent Bazemore has appeared in two games thus far for Golden State. He played six minutes in a 101-77 loss to the Lakers on Nov. 9th, grabbing two rebounds, blocking two shots along with one assist. He had two steals Sunday, Nov. 18 in a 119-109 loss at Oklahoma City.

ATHLETICS

Old Dominion University's athletic program is among the most successful in the United States, boasting 32 team and individual national championships, including three in women's basketball, nine in field hockey, 15 in sailing, a men's basketball Division II title, three individual wrestling Division II national championships, and one women's tennis clay court national crown.

The Department of Intercollegiate Athletics is home for Old Dominion University's 18 varsity programs for men and women. ODU offers competitive programs for student-athletes in the following sports: men's and women's soccer, field hockey, men's and women's sailing, men's and women's basketball, wrestling, men's and women's golf, men's and women's tennis, baseball, and women's rowing. Football began in the fall of 2009, and in just its third year advanced to the FCS Playoffs. ODU also plans to begin softball and women's volleyball in the near future.

Old Dominion University is a Division I member of the National Collegiate Athletic Association (NCAA) and the Colonial Athletic Association (CAA). The 12 teams of the Colonial Athletic Association include: The University of Delaware in Newark, DE, Drexel University in Philadelphia, PA, George Mason University in Fairfax, VA, Georgia State University in Atlanta, GA, Hofstra University in Hempstead, NY, James Madison University in Harrisonburg, VA, the University of North Carolina at Wilmington in Wilmington, NC, Northeastern University in Boston, MA, Towson University in Towson, MD, and the College of William and Mary in Williamsburg, VA.

TICKET INFORMATION

Season tickets may be purchased through the Old Dominion University Ticket Office for all home games. Prices are \$210 for adults. University Faculty/Staff, Military, Young Alumni, and senior citizens (55 or older) can purchase season tickets for \$192. Family Plan tickets allow a family of two adults and two children (17 years and younger) to purchase season tickets for only \$420. Individual games are \$16 for adults and \$13 for children, University faculty/staff and military. For additional information, contact the ticket office at 757-683-4444 or the website at WWW.ODUSPORTS.COM.

ODU ON NATIONAL TV

| | | | |
|----------------|---------|---------------------|--------------|
| 2011-12 | Dec. 30 | vs. Missouri | ESPNU |
| 2010-11 | Jan. 13 | at Drexel | ESPNU |
| | Jan. 29 | vs. Towson | ESPNU |
| | Feb. 12 | at VCU | ESPN2 |
| | Feb. 20 | vs. Cleveland State | ESPN2 |
| | Feb. 24 | at JMU | ESPNU |
| | Mar. 7 | vs. VCU | ESPN |

2005-06 Reached the NIT semi-finals (ESPN2)
Wisconsin - Fox College Sports - Paradise Jam Final
ESPN2 - VCU, Marist, Hofstra (NIT), Michigan (NIT)

1985-86 On ESPN 6 times and CBS once (vs. Duke in NCAA 2nd round)



2011-12 BOX SCORES

| November 9, 2012 Constant Center * Norfolk, VA | November 10, 2012 Constant Center * Norfolk, VA | November 11, 2012 Constant Center * Norfolk, VA | November 17, 2012 Wolstein Center * Cleveland, Ohio | | | | | | | | | | | | | | | | | | | | | | | | | | | | | | | | | | | | | | | | | | | | | | | | | | | | | | | | | | | | | | | | | | | | | | | | | | | | | | | | | | | | | | | | | | | | | | | | | | | | | | | | | | | | | | | | | | | | | | | | | | | | | | | | | | | | | | | | | | | | | | | | | | | | | | | | | | | | | | | | | | | | | | | | | | | | | | | | | | | | | | | | | | | | | | | | | | | | | | | | | | | | | | | | | | | | | | | | | | | | | | | | | | | | | | | | | | | | | | | | | | | | | | | | | | | | | | | | | | | | | | | | | | | | | | | | | | | | | | | | | | | | | | | | | | | | | | | | | | | | | | | | | | | | | | | | | | | | | | | | | | | | | | | | | | | | | | | | | | | | | | | | | | | | | | |
|---|---|---|--|-----------|-----------|-----------|----|-----------|----|------|-----|---|---|---|---------|----|------|-----|---|---|----|---------|----|------|-----|---|---|----|---------|----|-----|-----|---|---|---|---------|----|-----|-----|---|---|---|--------|----|-----|-----|---|---|---|----------|----|-----|-----|---|---|----|--------|---|-----|-----|---|---|---|--------|---|-----|-----|---|---|---|------|--|--|--|--|--|--|---------------|------------|--------------|-------------|-----------|-----------|-----------|--|--|-----|----|----|-----|---|----|--------|----|-----|-----|---|---|----|---------|----|------|-----|---|---|----|--------|----|-----|-----|---|---|----|---------|----|------|-----|---|---|----|---------|----|-----|-----|---|---|----|---------|----|-----|-----|---|---|----|-------|----|------|-----|---|---|----|--------|----|-----|-----|---|---|---|---------|---|-----|-----|---|---|---|---------|---|-----|-----|---|---|---|---------------|------------|--------------|--------------|-----------|-----------|-----------|--|--|-----|----|----|-----|---|---------------|------------|--------------|-------------|-----------|-----------|-----------|--|---------|-----|-----|-----|-----|---|----|---------|----|------|-----|---|---|----|-------|----|-----|-----|---|---|---|---------|----|-----|------|---|---|----|----------|----|-------|-----|---|---|----|---------|----|------|-----|---|---|----|-------|----|-----|-----|---|---|---|--------|----|-----|-----|---|---|---|----------|----|-----|-----|---|---|---|---------------|------------|--------------|--------------|-----------|-----------|-----------|------|--|--|--|--|--|--|---------------|------------|--------------|--------------|-----------|-----------|-----------|---|--|-----|----|----|-----|---|----|--------|----|-----|-----|---|---|---|---------|----|-----|-----|---|---|---|---------|----|-----|-----|---|---|---|-------|----|-----|-----|---|---|---|------|----|-----|------|---|---|----|--------|----|-----|-----|---|---|----|--------|----|------|-----|---|---|----|------|----|-----|-----|---|---|---|--------|----|-----|-----|---|---|---|------|--|--|--|--|--|--|---------------|------------|--------------|--------------|-----------|-----------|-----------|
| HOLY CROSS 46 OLD DOMINION 45 | MORGAN STATE 61 OLD DOMINION 72 | UTSA 79 OLD DOMINION 70 | OLD DOMINION 67 CSU 55 | | | | | | | | | | | | | | | | | | | | | | | | | | | | | | | | | | | | | | | | | | | | | | | | | | | | | | | | | | | | | | | | | | | | | | | | | | | | | | | | | | | | | | | | | | | | | | | | | | | | | | | | | | | | | | | | | | | | | | | | | | | | | | | | | | | | | | | | | | | | | | | | | | | | | | | | | | | | | | | | | | | | | | | | | | | | | | | | | | | | | | | | | | | | | | | | | | | | | | | | | | | | | | | | | | | | | | | | | | | | | | | | | | | | | | | | | | | | | | | | | | | | | | | | | | | | | | | | | | | | | | | | | | | | | | | | | | | | | | | | | | | | | | | | | | | | | | | | | | | | | | | | | | | | | | | | | | | | | | | | | | | | | | | | | | | | | | | | | | | | | | | | | | | | | | |
| HOLY CROSS <table style="width: 100%; border-collapse: collapse;"> <thead> <tr> <th></th> <th>MIN</th> <th>FG</th> <th>FT</th> <th>Reb</th> <th>A</th> <th>TP</th> </tr> </thead> <tbody> <tr><td>Dudzinski</td><td>30</td><td>3-12</td><td>0-0</td><td>6</td><td>0</td><td>6</td></tr> <tr><td>Beans</td><td>31</td><td>2-8</td><td>0-1</td><td>4</td><td>0</td><td>6</td></tr> <tr><td>Burrell</td><td>29</td><td>6-13</td><td>0-1</td><td>6</td><td>1</td><td>15</td></tr> <tr><td>Miller</td><td>28</td><td>1-3</td><td>0-0</td><td>3</td><td>4</td><td>3</td></tr> <tr><td>Stevens</td><td>34</td><td>0-8</td><td>0-0</td><td>4</td><td>3</td><td>0</td></tr> <tr><td>Goens</td><td>10</td><td>0-1</td><td>0-0</td><td>1</td><td>3</td><td>0</td></tr> <tr><td>Hamilton</td><td>28</td><td>4-9</td><td>5-7</td><td>4</td><td>1</td><td>15</td></tr> <tr><td>Morgan</td><td>3</td><td>0-0</td><td>0-0</td><td>1</td><td>0</td><td>0</td></tr> <tr><td>Baker</td><td>7</td><td>0-0</td><td>1-2</td><td>1</td><td>0</td><td>1</td></tr> <tr><td>Team</td><td></td><td></td><td></td><td></td><td></td><td></td></tr> <tr><td>Totals</td><td>200</td><td>16-54</td><td>6-11</td><td>30</td><td>12</td><td>46</td></tr> </tbody> </table> <p>Percentages: FG- 29% FT- 54% 3FG- 33% (Beans 2-5, Burrell 3-7, Miller 1-1, Stevens 0-5, Hamilton 2-6) Turnovers - 12 (Dudzinski 5, Beans 3, Burrell 1, Miller 1, Stevens 1, Morgan 1) Steals - 5 (Dudzinski 1, Beans 2, Stevens 1, Baker 1) Blocks - 2 (Beans 1, Baker 1)</p> | | MIN | FG | FT | Reb | A | TP | Dudzinski | 30 | 3-12 | 0-0 | 6 | 0 | 6 | Beans | 31 | 2-8 | 0-1 | 4 | 0 | 6 | Burrell | 29 | 6-13 | 0-1 | 6 | 1 | 15 | Miller | 28 | 1-3 | 0-0 | 3 | 4 | 3 | Stevens | 34 | 0-8 | 0-0 | 4 | 3 | 0 | Goens | 10 | 0-1 | 0-0 | 1 | 3 | 0 | Hamilton | 28 | 4-9 | 5-7 | 4 | 1 | 15 | Morgan | 3 | 0-0 | 0-0 | 1 | 0 | 0 | Baker | 7 | 0-0 | 1-2 | 1 | 0 | 1 | Team | | | | | | | Totals | 200 | 16-54 | 6-11 | 30 | 12 | 46 | MORGAN STATE <table style="width: 100%; border-collapse: collapse;"> <thead> <tr> <th></th> <th>MIN</th> <th>FG</th> <th>FT</th> <th>Reb</th> <th>A</th> <th>TP</th> </tr> </thead> <tbody> <tr><td>Heath</td><td>12</td><td>1-1</td><td>0-0</td><td>3</td><td>0</td><td>2</td></tr> <tr><td>Jackson</td><td>20</td><td>5-10</td><td>1-5</td><td>5</td><td>1</td><td>13</td></tr> <tr><td>Chiles</td><td>31</td><td>3-9</td><td>0-1</td><td>5</td><td>1</td><td>6</td></tr> <tr><td>Hubbard</td><td>36</td><td>6-11</td><td>0-0</td><td>5</td><td>2</td><td>13</td></tr> <tr><td>Bozeman</td><td>30</td><td>2-8</td><td>0-0</td><td>2</td><td>5</td><td>6</td></tr> <tr><td>Pretlow</td><td>3</td><td>0-0</td><td>0-0</td><td>0</td><td>2</td><td>0</td></tr> <tr><td>Black</td><td>31</td><td>6-11</td><td>4-9</td><td>5</td><td>3</td><td>16</td></tr> <tr><td>Bailey</td><td>5</td><td>0-0</td><td>0-0</td><td>2</td><td>0</td><td>0</td></tr> <tr><td>Simpson</td><td>3</td><td>1-3</td><td>0-0</td><td>1</td><td>0</td><td>3</td></tr> <tr><td>Blossom</td><td>5</td><td>0-1</td><td>0-0</td><td>1</td><td>0</td><td>0</td></tr> <tr><td>Duncan</td><td>24</td><td>1-4</td><td>0-2</td><td>4</td><td>1</td><td>2</td></tr> <tr><td>Team</td><td></td><td></td><td></td><td></td><td></td><td></td></tr> <tr><td>Totals</td><td>200</td><td>25-58</td><td>5-17</td><td>36</td><td>15</td><td>61</td></tr> </tbody> </table> <p>Percentages: FG- 43% FT- 29% 3FG- 30% (Jackson 2-5, Hubbard 1-4, Bozeman 2-6, Black 0-2, Simpson 1-3) Turnovers - 15 (Heath 1, Jackson 3, Chiles 2, Hubbard 3, Bozeman 1, Pretlow 2, Black 2, Duncan 1) Steals - 5 (Jackson 1, Hubbard 1, Bozeman 1, Black 2) Blocks - 4 (Chiles 1, Simpson 1, Duncan 2)</p> | | MIN | FG | FT | Reb | A | TP | Heath | 12 | 1-1 | 0-0 | 3 | 0 | 2 | Jackson | 20 | 5-10 | 1-5 | 5 | 1 | 13 | Chiles | 31 | 3-9 | 0-1 | 5 | 1 | 6 | Hubbard | 36 | 6-11 | 0-0 | 5 | 2 | 13 | Bozeman | 30 | 2-8 | 0-0 | 2 | 5 | 6 | Pretlow | 3 | 0-0 | 0-0 | 0 | 2 | 0 | Black | 31 | 6-11 | 4-9 | 5 | 3 | 16 | Bailey | 5 | 0-0 | 0-0 | 2 | 0 | 0 | Simpson | 3 | 1-3 | 0-0 | 1 | 0 | 3 | Blossom | 5 | 0-1 | 0-0 | 1 | 0 | 0 | Duncan | 24 | 1-4 | 0-2 | 4 | 1 | 2 | Team | | | | | | | Totals | 200 | 25-58 | 5-17 | 36 | 15 | 61 | UTSA <table style="width: 100%; border-collapse: collapse;"> <thead> <tr> <th></th> <th>MIN</th> <th>FG</th> <th>FT</th> <th>Reb</th> <th>A</th> <th>TP</th> </tr> </thead> <tbody> <tr><td>Hill</td><td>38</td><td>6-12</td><td>0-0</td><td>9</td><td>3</td><td>14</td></tr> <tr><td>Sims</td><td>33</td><td>3-7</td><td>0-2</td><td>5</td><td>0</td><td>9</td></tr> <tr><td>Wilkins</td><td>23</td><td>1-1</td><td>2-2</td><td>2</td><td>2</td><td>4</td></tr> <tr><td>Hale III</td><td>28</td><td>10-14</td><td>5-6</td><td>3</td><td>3</td><td>29</td></tr> <tr><td>Burrage</td><td>36</td><td>6-15</td><td>5-6</td><td>6</td><td>3</td><td>20</td></tr> <tr><td>Price</td><td>11</td><td>0-1</td><td>0-0</td><td>0</td><td>1</td><td>0</td></tr> <tr><td>Thomas</td><td>13</td><td>0-1</td><td>1-2</td><td>3</td><td>0</td><td>1</td></tr> <tr><td>McGregor</td><td>16</td><td>1-2</td><td>0-0</td><td>2</td><td>2</td><td>1</td></tr> <tr><td>Wood</td><td>2</td><td>0-1</td><td>0-0</td><td>1</td><td>0</td><td>0</td></tr> <tr><td>Team</td><td></td><td></td><td></td><td></td><td></td><td></td></tr> <tr><td>Totals</td><td>200</td><td>27-54</td><td>13-18</td><td>34</td><td>14</td><td>79</td></tr> </tbody> </table> <p>Percentages: FG- 50% FT- 72% 3FG- 42% (Hill 2-3, Sims 3-6, Hale III 4-7, Burrage 3-7, Price 0-1, Thomas 0-1, Wood 0-1) Turnovers - 18 (Hill 6, Sims 2, Wilkins 1, Burrage 3, Thomas 2, McGregor 2, Wood 1) Steals - 2 (Sims 1, Hale III 1) Blocks - 1 (Hill 2)</p> | | MIN | FG | FT | Reb | A | TP | Hill | 38 | 6-12 | 0-0 | 9 | 3 | 14 | Sims | 33 | 3-7 | 0-2 | 5 | 0 | 9 | Wilkins | 23 | 1-1 | 2-2 | 2 | 2 | 4 | Hale III | 28 | 10-14 | 5-6 | 3 | 3 | 29 | Burrage | 36 | 6-15 | 5-6 | 6 | 3 | 20 | Price | 11 | 0-1 | 0-0 | 0 | 1 | 0 | Thomas | 13 | 0-1 | 1-2 | 3 | 0 | 1 | McGregor | 16 | 1-2 | 0-0 | 2 | 2 | 1 | Wood | 2 | 0-1 | 0-0 | 1 | 0 | 0 | Team | | | | | | | Totals | 200 | 27-54 | 13-18 | 34 | 14 | 79 | OLD DOMINION <table style="width: 100%; border-collapse: collapse;"> <thead> <tr> <th></th> <th>MIN</th> <th>FG</th> <th>FT</th> <th>Reb</th> <th>A</th> <th>TP</th> </tr> </thead> <tbody> <tr><td>Wright</td><td>29</td><td>2-7</td><td>2-2</td><td>6</td><td>1</td><td>7</td></tr> <tr><td>Painter</td><td>17</td><td>2-7</td><td>2-4</td><td>4</td><td>0</td><td>6</td></tr> <tr><td>Palmore</td><td>29</td><td>3-9</td><td>3-3</td><td>7</td><td>5</td><td>9</td></tr> <tr><td>Clark</td><td>21</td><td>1-5</td><td>0-0</td><td>1</td><td>1</td><td>2</td></tr> <tr><td>Hill</td><td>27</td><td>1-6</td><td>8-10</td><td>7</td><td>1</td><td>10</td></tr> <tr><td>Bacote</td><td>21</td><td>5-7</td><td>3-6</td><td>1</td><td>2</td><td>15</td></tr> <tr><td>Batten</td><td>24</td><td>4-13</td><td>1-1</td><td>3</td><td>1</td><td>11</td></tr> <tr><td>Ross</td><td>19</td><td>5-9</td><td>0-0</td><td>6</td><td>0</td><td>4</td></tr> <tr><td>Larsen</td><td>13</td><td>0-2</td><td>0-0</td><td>2</td><td>0</td><td>0</td></tr> <tr><td>Team</td><td></td><td></td><td></td><td></td><td></td><td></td></tr> <tr><td>Totals</td><td>200</td><td>23-65</td><td>19-26</td><td>43</td><td>11</td><td>70</td></tr> </tbody> </table> <p>Percentages: FG- 35% FT- 82% 3FG- 0% (Wright 0-3, Larsen 0-1, Batten 0-2, Hill 0-2, Clark 0-2) Turnovers - 17 (Wright 1, Ross 2, Larsen 1, Batten 1, Hill 3, Bacote 1, Palmore 1, Painter 3, Clark 2) Steals - 4 (Wright 1, Batten 1, Hill 2) Blocks - 4 (Wright 1, Ross 2, Painter 1)</p> | | MIN | FG | FT | Reb | A | TP | Wright | 29 | 2-7 | 2-2 | 6 | 1 | 7 | Painter | 17 | 2-7 | 2-4 | 4 | 0 | 6 | Palmore | 29 | 3-9 | 3-3 | 7 | 5 | 9 | Clark | 21 | 1-5 | 0-0 | 1 | 1 | 2 | Hill | 27 | 1-6 | 8-10 | 7 | 1 | 10 | Bacote | 21 | 5-7 | 3-6 | 1 | 2 | 15 | Batten | 24 | 4-13 | 1-1 | 3 | 1 | 11 | Ross | 19 | 5-9 | 0-0 | 6 | 0 | 4 | Larsen | 13 | 0-2 | 0-0 | 2 | 0 | 0 | Team | | | | | | | Totals | 200 | 23-65 | 19-26 | 43 | 11 | 70 |
| | MIN | FG | FT | Reb | A | TP | | | | | | | | | | | | | | | | | | | | | | | | | | | | | | | | | | | | | | | | | | | | | | | | | | | | | | | | | | | | | | | | | | | | | | | | | | | | | | | | | | | | | | | | | | | | | | | | | | | | | | | | | | | | | | | | | | | | | | | | | | | | | | | | | | | | | | | | | | | | | | | | | | | | | | | | | | | | | | | | | | | | | | | | | | | | | | | | | | | | | | | | | | | | | | | | | | | | | | | | | | | | | | | | | | | | | | | | | | | | | | | | | | | | | | | | | | | | | | | | | | | | | | | | | | | | | | | | | | | | | | | | | | | | | | | | | | | | | | | | | | | | | | | | | | | | | | | | | | | | | | | | | | | | | | | | | | | | | | | | | | | | | | | | | | | | | | | | | | | | | | | | | | | |
| Dudzinski | 30 | 3-12 | 0-0 | 6 | 0 | 6 | | | | | | | | | | | | | | | | | | | | | | | | | | | | | | | | | | | | | | | | | | | | | | | | | | | | | | | | | | | | | | | | | | | | | | | | | | | | | | | | | | | | | | | | | | | | | | | | | | | | | | | | | | | | | | | | | | | | | | | | | | | | | | | | | | | | | | | | | | | | | | | | | | | | | | | | | | | | | | | | | | | | | | | | | | | | | | | | | | | | | | | | | | | | | | | | | | | | | | | | | | | | | | | | | | | | | | | | | | | | | | | | | | | | | | | | | | | | | | | | | | | | | | | | | | | | | | | | | | | | | | | | | | | | | | | | | | | | | | | | | | | | | | | | | | | | | | | | | | | | | | | | | | | | | | | | | | | | | | | | | | | | | | | | | | | | | | | | | | | | | | | | | | | |
| Beans | 31 | 2-8 | 0-1 | 4 | 0 | 6 | | | | | | | | | | | | | | | | | | | | | | | | | | | | | | | | | | | | | | | | | | | | | | | | | | | | | | | | | | | | | | | | | | | | | | | | | | | | | | | | | | | | | | | | | | | | | | | | | | | | | | | | | | | | | | | | | | | | | | | | | | | | | | | | | | | | | | | | | | | | | | | | | | | | | | | | | | | | | | | | | | | | | | | | | | | | | | | | | | | | | | | | | | | | | | | | | | | | | | | | | | | | | | | | | | | | | | | | | | | | | | | | | | | | | | | | | | | | | | | | | | | | | | | | | | | | | | | | | | | | | | | | | | | | | | | | | | | | | | | | | | | | | | | | | | | | | | | | | | | | | | | | | | | | | | | | | | | | | | | | | | | | | | | | | | | | | | | | | | | | | | | | | | | |
| Burrell | 29 | 6-13 | 0-1 | 6 | 1 | 15 | | | | | | | | | | | | | | | | | | | | | | | | | | | | | | | | | | | | | | | | | | | | | | | | | | | | | | | | | | | | | | | | | | | | | | | | | | | | | | | | | | | | | | | | | | | | | | | | | | | | | | | | | | | | | | | | | | | | | | | | | | | | | | | | | | | | | | | | | | | | | | | | | | | | | | | | | | | | | | | | | | | | | | | | | | | | | | | | | | | | | | | | | | | | | | | | | | | | | | | | | | | | | | | | | | | | | | | | | | | | | | | | | | | | | | | | | | | | | | | | | | | | | | | | | | | | | | | | | | | | | | | | | | | | | | | | | | | | | | | | | | | | | | | | | | | | | | | | | | | | | | | | | | | | | | | | | | | | | | | | | | | | | | | | | | | | | | | | | | | | | | | | | | | |
| Miller | 28 | 1-3 | 0-0 | 3 | 4 | 3 | | | | | | | | | | | | | | | | | | | | | | | | | | | | | | | | | | | | | | | | | | | | | | | | | | | | | | | | | | | | | | | | | | | | | | | | | | | | | | | | | | | | | | | | | | | | | | | | | | | | | | | | | | | | | | | | | | | | | | | | | | | | | | | | | | | | | | | | | | | | | | | | | | | | | | | | | | | | | | | | | | | | | | | | | | | | | | | | | | | | | | | | | | | | | | | | | | | | | | | | | | | | | | | | | | | | | | | | | | | | | | | | | | | | | | | | | | | | | | | | | | | | | | | | | | | | | | | | | | | | | | | | | | | | | | | | | | | | | | | | | | | | | | | | | | | | | | | | | | | | | | | | | | | | | | | | | | | | | | | | | | | | | | | | | | | | | | | | | | | | | | | | | | | |
| Stevens | 34 | 0-8 | 0-0 | 4 | 3 | 0 | | | | | | | | | | | | | | | | | | | | | | | | | | | | | | | | | | | | | | | | | | | | | | | | | | | | | | | | | | | | | | | | | | | | | | | | | | | | | | | | | | | | | | | | | | | | | | | | | | | | | | | | | | | | | | | | | | | | | | | | | | | | | | | | | | | | | | | | | | | | | | | | | | | | | | | | | | | | | | | | | | | | | | | | | | | | | | | | | | | | | | | | | | | | | | | | | | | | | | | | | | | | | | | | | | | | | | | | | | | | | | | | | | | | | | | | | | | | | | | | | | | | | | | | | | | | | | | | | | | | | | | | | | | | | | | | | | | | | | | | | | | | | | | | | | | | | | | | | | | | | | | | | | | | | | | | | | | | | | | | | | | | | | | | | | | | | | | | | | | | | | | | | | | |
| Goens | 10 | 0-1 | 0-0 | 1 | 3 | 0 | | | | | | | | | | | | | | | | | | | | | | | | | | | | | | | | | | | | | | | | | | | | | | | | | | | | | | | | | | | | | | | | | | | | | | | | | | | | | | | | | | | | | | | | | | | | | | | | | | | | | | | | | | | | | | | | | | | | | | | | | | | | | | | | | | | | | | | | | | | | | | | | | | | | | | | | | | | | | | | | | | | | | | | | | | | | | | | | | | | | | | | | | | | | | | | | | | | | | | | | | | | | | | | | | | | | | | | | | | | | | | | | | | | | | | | | | | | | | | | | | | | | | | | | | | | | | | | | | | | | | | | | | | | | | | | | | | | | | | | | | | | | | | | | | | | | | | | | | | | | | | | | | | | | | | | | | | | | | | | | | | | | | | | | | | | | | | | | | | | | | | | | | | | |
| Hamilton | 28 | 4-9 | 5-7 | 4 | 1 | 15 | | | | | | | | | | | | | | | | | | | | | | | | | | | | | | | | | | | | | | | | | | | | | | | | | | | | | | | | | | | | | | | | | | | | | | | | | | | | | | | | | | | | | | | | | | | | | | | | | | | | | | | | | | | | | | | | | | | | | | | | | | | | | | | | | | | | | | | | | | | | | | | | | | | | | | | | | | | | | | | | | | | | | | | | | | | | | | | | | | | | | | | | | | | | | | | | | | | | | | | | | | | | | | | | | | | | | | | | | | | | | | | | | | | | | | | | | | | | | | | | | | | | | | | | | | | | | | | | | | | | | | | | | | | | | | | | | | | | | | | | | | | | | | | | | | | | | | | | | | | | | | | | | | | | | | | | | | | | | | | | | | | | | | | | | | | | | | | | | | | | | | | | | | | |
| Morgan | 3 | 0-0 | 0-0 | 1 | 0 | 0 | | | | | | | | | | | | | | | | | | | | | | | | | | | | | | | | | | | | | | | | | | | | | | | | | | | | | | | | | | | | | | | | | | | | | | | | | | | | | | | | | | | | | | | | | | | | | | | | | | | | | | | | | | | | | | | | | | | | | | | | | | | | | | | | | | | | | | | | | | | | | | | | | | | | | | | | | | | | | | | | | | | | | | | | | | | | | | | | | | | | | | | | | | | | | | | | | | | | | | | | | | | | | | | | | | | | | | | | | | | | | | | | | | | | | | | | | | | | | | | | | | | | | | | | | | | | | | | | | | | | | | | | | | | | | | | | | | | | | | | | | | | | | | | | | | | | | | | | | | | | | | | | | | | | | | | | | | | | | | | | | | | | | | | | | | | | | | | | | | | | | | | | | | | |
| Baker | 7 | 0-0 | 1-2 | 1 | 0 | 1 | | | | | | | | | | | | | | | | | | | | | | | | | | | | | | | | | | | | | | | | | | | | | | | | | | | | | | | | | | | | | | | | | | | | | | | | | | | | | | | | | | | | | | | | | | | | | | | | | | | | | | | | | | | | | | | | | | | | | | | | | | | | | | | | | | | | | | | | | | | | | | | | | | | | | | | | | | | | | | | | | | | | | | | | | | | | | | | | | | | | | | | | | | | | | | | | | | | | | | | | | | | | | | | | | | | | | | | | | | | | | | | | | | | | | | | | | | | | | | | | | | | | | | | | | | | | | | | | | | | | | | | | | | | | | | | | | | | | | | | | | | | | | | | | | | | | | | | | | | | | | | | | | | | | | | | | | | | | | | | | | | | | | | | | | | | | | | | | | | | | | | | | | | | |
| Team | | | | | | | | | | | | | | | | | | | | | | | | | | | | | | | | | | | | | | | | | | | | | | | | | | | | | | | | | | | | | | | | | | | | | | | | | | | | | | | | | | | | | | | | | | | | | | | | | | | | | | | | | | | | | | | | | | | | | | | | | | | | | | | | | | | | | | | | | | | | | | | | | | | | | | | | | | | | | | | | | | | | | | | | | | | | | | | | | | | | | | | | | | | | | | | | | | | | | | | | | | | | | | | | | | | | | | | | | | | | | | | | | | | | | | | | | | | | | | | | | | | | | | | | | | | | | | | | | | | | | | | | | | | | | | | | | | | | | | | | | | | | | | | | | | | | | | | | | | | | | | | | | | | | | | | | | | | | | | | | | | | | | | | | | | | | | | | | | | | | | | | | | | | | | | | | | |
| Totals | 200 | 16-54 | 6-11 | 30 | 12 | 46 | | | | | | | | | | | | | | | | | | | | | | | | | | | | | | | | | | | | | | | | | | | | | | | | | | | | | | | | | | | | | | | | | | | | | | | | | | | | | | | | | | | | | | | | | | | | | | | | | | | | | | | | | | | | | | | | | | | | | | | | | | | | | | | | | | | | | | | | | | | | | | | | | | | | | | | | | | | | | | | | | | | | | | | | | | | | | | | | | | | | | | | | | | | | | | | | | | | | | | | | | | | | | | | | | | | | | | | | | | | | | | | | | | | | | | | | | | | | | | | | | | | | | | | | | | | | | | | | | | | | | | | | | | | | | | | | | | | | | | | | | | | | | | | | | | | | | | | | | | | | | | | | | | | | | | | | | | | | | | | | | | | | | | | | | | | | | | | | | | | | | | | | | | | |
| | MIN | FG | FT | Reb | A | TP | | | | | | | | | | | | | | | | | | | | | | | | | | | | | | | | | | | | | | | | | | | | | | | | | | | | | | | | | | | | | | | | | | | | | | | | | | | | | | | | | | | | | | | | | | | | | | | | | | | | | | | | | | | | | | | | | | | | | | | | | | | | | | | | | | | | | | | | | | | | | | | | | | | | | | | | | | | | | | | | | | | | | | | | | | | | | | | | | | | | | | | | | | | | | | | | | | | | | | | | | | | | | | | | | | | | | | | | | | | | | | | | | | | | | | | | | | | | | | | | | | | | | | | | | | | | | | | | | | | | | | | | | | | | | | | | | | | | | | | | | | | | | | | | | | | | | | | | | | | | | | | | | | | | | | | | | | | | | | | | | | | | | | | | | | | | | | | | | | | | | | | | | | | |
| Heath | 12 | 1-1 | 0-0 | 3 | 0 | 2 | | | | | | | | | | | | | | | | | | | | | | | | | | | | | | | | | | | | | | | | | | | | | | | | | | | | | | | | | | | | | | | | | | | | | | | | | | | | | | | | | | | | | | | | | | | | | | | | | | | | | | | | | | | | | | | | | | | | | | | | | | | | | | | | | | | | | | | | | | | | | | | | | | | | | | | | | | | | | | | | | | | | | | | | | | | | | | | | | | | | | | | | | | | | | | | | | | | | | | | | | | | | | | | | | | | | | | | | | | | | | | | | | | | | | | | | | | | | | | | | | | | | | | | | | | | | | | | | | | | | | | | | | | | | | | | | | | | | | | | | | | | | | | | | | | | | | | | | | | | | | | | | | | | | | | | | | | | | | | | | | | | | | | | | | | | | | | | | | | | | | | | | | | | |
| Jackson | 20 | 5-10 | 1-5 | 5 | 1 | 13 | | | | | | | | | | | | | | | | | | | | | | | | | | | | | | | | | | | | | | | | | | | | | | | | | | | | | | | | | | | | | | | | | | | | | | | | | | | | | | | | | | | | | | | | | | | | | | | | | | | | | | | | | | | | | | | | | | | | | | | | | | | | | | | | | | | | | | | | | | | | | | | | | | | | | | | | | | | | | | | | | | | | | | | | | | | | | | | | | | | | | | | | | | | | | | | | | | | | | | | | | | | | | | | | | | | | | | | | | | | | | | | | | | | | | | | | | | | | | | | | | | | | | | | | | | | | | | | | | | | | | | | | | | | | | | | | | | | | | | | | | | | | | | | | | | | | | | | | | | | | | | | | | | | | | | | | | | | | | | | | | | | | | | | | | | | | | | | | | | | | | | | | | | | |
| Chiles | 31 | 3-9 | 0-1 | 5 | 1 | 6 | | | | | | | | | | | | | | | | | | | | | | | | | | | | | | | | | | | | | | | | | | | | | | | | | | | | | | | | | | | | | | | | | | | | | | | | | | | | | | | | | | | | | | | | | | | | | | | | | | | | | | | | | | | | | | | | | | | | | | | | | | | | | | | | | | | | | | | | | | | | | | | | | | | | | | | | | | | | | | | | | | | | | | | | | | | | | | | | | | | | | | | | | | | | | | | | | | | | | | | | | | | | | | | | | | | | | | | | | | | | | | | | | | | | | | | | | | | | | | | | | | | | | | | | | | | | | | | | | | | | | | | | | | | | | | | | | | | | | | | | | | | | | | | | | | | | | | | | | | | | | | | | | | | | | | | | | | | | | | | | | | | | | | | | | | | | | | | | | | | | | | | | | | | |
| Hubbard | 36 | 6-11 | 0-0 | 5 | 2 | 13 | | | | | | | | | | | | | | | | | | | | | | | | | | | | | | | | | | | | | | | | | | | | | | | | | | | | | | | | | | | | | | | | | | | | | | | | | | | | | | | | | | | | | | | | | | | | | | | | | | | | | | | | | | | | | | | | | | | | | | | | | | | | | | | | | | | | | | | | | | | | | | | | | | | | | | | | | | | | | | | | | | | | | | | | | | | | | | | | | | | | | | | | | | | | | | | | | | | | | | | | | | | | | | | | | | | | | | | | | | | | | | | | | | | | | | | | | | | | | | | | | | | | | | | | | | | | | | | | | | | | | | | | | | | | | | | | | | | | | | | | | | | | | | | | | | | | | | | | | | | | | | | | | | | | | | | | | | | | | | | | | | | | | | | | | | | | | | | | | | | | | | | | | | | |
| Bozeman | 30 | 2-8 | 0-0 | 2 | 5 | 6 | | | | | | | | | | | | | | | | | | | | | | | | | | | | | | | | | | | | | | | | | | | | | | | | | | | | | | | | | | | | | | | | | | | | | | | | | | | | | | | | | | | | | | | | | | | | | | | | | | | | | | | | | | | | | | | | | | | | | | | | | | | | | | | | | | | | | | | | | | | | | | | | | | | | | | | | | | | | | | | | | | | | | | | | | | | | | | | | | | | | | | | | | | | | | | | | | | | | | | | | | | | | | | | | | | | | | | | | | | | | | | | | | | | | | | | | | | | | | | | | | | | | | | | | | | | | | | | | | | | | | | | | | | | | | | | | | | | | | | | | | | | | | | | | | | | | | | | | | | | | | | | | | | | | | | | | | | | | | | | | | | | | | | | | | | | | | | | | | | | | | | | | | | | |
| Pretlow | 3 | 0-0 | 0-0 | 0 | 2 | 0 | | | | | | | | | | | | | | | | | | | | | | | | | | | | | | | | | | | | | | | | | | | | | | | | | | | | | | | | | | | | | | | | | | | | | | | | | | | | | | | | | | | | | | | | | | | | | | | | | | | | | | | | | | | | | | | | | | | | | | | | | | | | | | | | | | | | | | | | | | | | | | | | | | | | | | | | | | | | | | | | | | | | | | | | | | | | | | | | | | | | | | | | | | | | | | | | | | | | | | | | | | | | | | | | | | | | | | | | | | | | | | | | | | | | | | | | | | | | | | | | | | | | | | | | | | | | | | | | | | | | | | | | | | | | | | | | | | | | | | | | | | | | | | | | | | | | | | | | | | | | | | | | | | | | | | | | | | | | | | | | | | | | | | | | | | | | | | | | | | | | | | | | | | | |
| Black | 31 | 6-11 | 4-9 | 5 | 3 | 16 | | | | | | | | | | | | | | | | | | | | | | | | | | | | | | | | | | | | | | | | | | | | | | | | | | | | | | | | | | | | | | | | | | | | | | | | | | | | | | | | | | | | | | | | | | | | | | | | | | | | | | | | | | | | | | | | | | | | | | | | | | | | | | | | | | | | | | | | | | | | | | | | | | | | | | | | | | | | | | | | | | | | | | | | | | | | | | | | | | | | | | | | | | | | | | | | | | | | | | | | | | | | | | | | | | | | | | | | | | | | | | | | | | | | | | | | | | | | | | | | | | | | | | | | | | | | | | | | | | | | | | | | | | | | | | | | | | | | | | | | | | | | | | | | | | | | | | | | | | | | | | | | | | | | | | | | | | | | | | | | | | | | | | | | | | | | | | | | | | | | | | | | | | | |
| Bailey | 5 | 0-0 | 0-0 | 2 | 0 | 0 | | | | | | | | | | | | | | | | | | | | | | | | | | | | | | | | | | | | | | | | | | | | | | | | | | | | | | | | | | | | | | | | | | | | | | | | | | | | | | | | | | | | | | | | | | | | | | | | | | | | | | | | | | | | | | | | | | | | | | | | | | | | | | | | | | | | | | | | | | | | | | | | | | | | | | | | | | | | | | | | | | | | | | | | | | | | | | | | | | | | | | | | | | | | | | | | | | | | | | | | | | | | | | | | | | | | | | | | | | | | | | | | | | | | | | | | | | | | | | | | | | | | | | | | | | | | | | | | | | | | | | | | | | | | | | | | | | | | | | | | | | | | | | | | | | | | | | | | | | | | | | | | | | | | | | | | | | | | | | | | | | | | | | | | | | | | | | | | | | | | | | | | | | | |
| Simpson | 3 | 1-3 | 0-0 | 1 | 0 | 3 | | | | | | | | | | | | | | | | | | | | | | | | | | | | | | | | | | | | | | | | | | | | | | | | | | | | | | | | | | | | | | | | | | | | | | | | | | | | | | | | | | | | | | | | | | | | | | | | | | | | | | | | | | | | | | | | | | | | | | | | | | | | | | | | | | | | | | | | | | | | | | | | | | | | | | | | | | | | | | | | | | | | | | | | | | | | | | | | | | | | | | | | | | | | | | | | | | | | | | | | | | | | | | | | | | | | | | | | | | | | | | | | | | | | | | | | | | | | | | | | | | | | | | | | | | | | | | | | | | | | | | | | | | | | | | | | | | | | | | | | | | | | | | | | | | | | | | | | | | | | | | | | | | | | | | | | | | | | | | | | | | | | | | | | | | | | | | | | | | | | | | | | | | | |
| Blossom | 5 | 0-1 | 0-0 | 1 | 0 | 0 | | | | | | | | | | | | | | | | | | | | | | | | | | | | | | | | | | | | | | | | | | | | | | | | | | | | | | | | | | | | | | | | | | | | | | | | | | | | | | | | | | | | | | | | | | | | | | | | | | | | | | | | | | | | | | | | | | | | | | | | | | | | | | | | | | | | | | | | | | | | | | | | | | | | | | | | | | | | | | | | | | | | | | | | | | | | | | | | | | | | | | | | | | | | | | | | | | | | | | | | | | | | | | | | | | | | | | | | | | | | | | | | | | | | | | | | | | | | | | | | | | | | | | | | | | | | | | | | | | | | | | | | | | | | | | | | | | | | | | | | | | | | | | | | | | | | | | | | | | | | | | | | | | | | | | | | | | | | | | | | | | | | | | | | | | | | | | | | | | | | | | | | | | | |
| Duncan | 24 | 1-4 | 0-2 | 4 | 1 | 2 | | | | | | | | | | | | | | | | | | | | | | | | | | | | | | | | | | | | | | | | | | | | | | | | | | | | | | | | | | | | | | | | | | | | | | | | | | | | | | | | | | | | | | | | | | | | | | | | | | | | | | | | | | | | | | | | | | | | | | | | | | | | | | | | | | | | | | | | | | | | | | | | | | | | | | | | | | | | | | | | | | | | | | | | | | | | | | | | | | | | | | | | | | | | | | | | | | | | | | | | | | | | | | | | | | | | | | | | | | | | | | | | | | | | | | | | | | | | | | | | | | | | | | | | | | | | | | | | | | | | | | | | | | | | | | | | | | | | | | | | | | | | | | | | | | | | | | | | | | | | | | | | | | | | | | | | | | | | | | | | | | | | | | | | | | | | | | | | | | | | | | | | | | | |
| Team | | | | | | | | | | | | | | | | | | | | | | | | | | | | | | | | | | | | | | | | | | | | | | | | | | | | | | | | | | | | | | | | | | | | | | | | | | | | | | | | | | | | | | | | | | | | | | | | | | | | | | | | | | | | | | | | | | | | | | | | | | | | | | | | | | | | | | | | | | | | | | | | | | | | | | | | | | | | | | | | | | | | | | | | | | | | | | | | | | | | | | | | | | | | | | | | | | | | | | | | | | | | | | | | | | | | | | | | | | | | | | | | | | | | | | | | | | | | | | | | | | | | | | | | | | | | | | | | | | | | | | | | | | | | | | | | | | | | | | | | | | | | | | | | | | | | | | | | | | | | | | | | | | | | | | | | | | | | | | | | | | | | | | | | | | | | | | | | | | | | | | | | | | | | | | | | | |
| Totals | 200 | 25-58 | 5-17 | 36 | 15 | 61 | | | | | | | | | | | | | | | | | | | | | | | | | | | | | | | | | | | | | | | | | | | | | | | | | | | | | | | | | | | | | | | | | | | | | | | | | | | | | | | | | | | | | | | | | | | | | | | | | | | | | | | | | | | | | | | | | | | | | | | | | | | | | | | | | | | | | | | | | | | | | | | | | | | | | | | | | | | | | | | | | | | | | | | | | | | | | | | | | | | | | | | | | | | | | | | | | | | | | | | | | | | | | | | | | | | | | | | | | | | | | | | | | | | | | | | | | | | | | | | | | | | | | | | | | | | | | | | | | | | | | | | | | | | | | | | | | | | | | | | | | | | | | | | | | | | | | | | | | | | | | | | | | | | | | | | | | | | | | | | | | | | | | | | | | | | | | | | | | | | | | | | | | | | |
| | MIN | FG | FT | Reb | A | TP | | | | | | | | | | | | | | | | | | | | | | | | | | | | | | | | | | | | | | | | | | | | | | | | | | | | | | | | | | | | | | | | | | | | | | | | | | | | | | | | | | | | | | | | | | | | | | | | | | | | | | | | | | | | | | | | | | | | | | | | | | | | | | | | | | | | | | | | | | | | | | | | | | | | | | | | | | | | | | | | | | | | | | | | | | | | | | | | | | | | | | | | | | | | | | | | | | | | | | | | | | | | | | | | | | | | | | | | | | | | | | | | | | | | | | | | | | | | | | | | | | | | | | | | | | | | | | | | | | | | | | | | | | | | | | | | | | | | | | | | | | | | | | | | | | | | | | | | | | | | | | | | | | | | | | | | | | | | | | | | | | | | | | | | | | | | | | | | | | | | | | | | | | | |
| Hill | 38 | 6-12 | 0-0 | 9 | 3 | 14 | | | | | | | | | | | | | | | | | | | | | | | | | | | | | | | | | | | | | | | | | | | | | | | | | | | | | | | | | | | | | | | | | | | | | | | | | | | | | | | | | | | | | | | | | | | | | | | | | | | | | | | | | | | | | | | | | | | | | | | | | | | | | | | | | | | | | | | | | | | | | | | | | | | | | | | | | | | | | | | | | | | | | | | | | | | | | | | | | | | | | | | | | | | | | | | | | | | | | | | | | | | | | | | | | | | | | | | | | | | | | | | | | | | | | | | | | | | | | | | | | | | | | | | | | | | | | | | | | | | | | | | | | | | | | | | | | | | | | | | | | | | | | | | | | | | | | | | | | | | | | | | | | | | | | | | | | | | | | | | | | | | | | | | | | | | | | | | | | | | | | | | | | | | |
| Sims | 33 | 3-7 | 0-2 | 5 | 0 | 9 | | | | | | | | | | | | | | | | | | | | | | | | | | | | | | | | | | | | | | | | | | | | | | | | | | | | | | | | | | | | | | | | | | | | | | | | | | | | | | | | | | | | | | | | | | | | | | | | | | | | | | | | | | | | | | | | | | | | | | | | | | | | | | | | | | | | | | | | | | | | | | | | | | | | | | | | | | | | | | | | | | | | | | | | | | | | | | | | | | | | | | | | | | | | | | | | | | | | | | | | | | | | | | | | | | | | | | | | | | | | | | | | | | | | | | | | | | | | | | | | | | | | | | | | | | | | | | | | | | | | | | | | | | | | | | | | | | | | | | | | | | | | | | | | | | | | | | | | | | | | | | | | | | | | | | | | | | | | | | | | | | | | | | | | | | | | | | | | | | | | | | | | | | | |
| Wilkins | 23 | 1-1 | 2-2 | 2 | 2 | 4 | | | | | | | | | | | | | | | | | | | | | | | | | | | | | | | | | | | | | | | | | | | | | | | | | | | | | | | | | | | | | | | | | | | | | | | | | | | | | | | | | | | | | | | | | | | | | | | | | | | | | | | | | | | | | | | | | | | | | | | | | | | | | | | | | | | | | | | | | | | | | | | | | | | | | | | | | | | | | | | | | | | | | | | | | | | | | | | | | | | | | | | | | | | | | | | | | | | | | | | | | | | | | | | | | | | | | | | | | | | | | | | | | | | | | | | | | | | | | | | | | | | | | | | | | | | | | | | | | | | | | | | | | | | | | | | | | | | | | | | | | | | | | | | | | | | | | | | | | | | | | | | | | | | | | | | | | | | | | | | | | | | | | | | | | | | | | | | | | | | | | | | | | | | |
| Hale III | 28 | 10-14 | 5-6 | 3 | 3 | 29 | | | | | | | | | | | | | | | | | | | | | | | | | | | | | | | | | | | | | | | | | | | | | | | | | | | | | | | | | | | | | | | | | | | | | | | | | | | | | | | | | | | | | | | | | | | | | | | | | | | | | | | | | | | | | | | | | | | | | | | | | | | | | | | | | | | | | | | | | | | | | | | | | | | | | | | | | | | | | | | | | | | | | | | | | | | | | | | | | | | | | | | | | | | | | | | | | | | | | | | | | | | | | | | | | | | | | | | | | | | | | | | | | | | | | | | | | | | | | | | | | | | | | | | | | | | | | | | | | | | | | | | | | | | | | | | | | | | | | | | | | | | | | | | | | | | | | | | | | | | | | | | | | | | | | | | | | | | | | | | | | | | | | | | | | | | | | | | | | | | | | | | | | | | |
| Burrage | 36 | 6-15 | 5-6 | 6 | 3 | 20 | | | | | | | | | | | | | | | | | | | | | | | | | | | | | | | | | | | | | | | | | | | | | | | | | | | | | | | | | | | | | | | | | | | | | | | | | | | | | | | | | | | | | | | | | | | | | | | | | | | | | | | | | | | | | | | | | | | | | | | | | | | | | | | | | | | | | | | | | | | | | | | | | | | | | | | | | | | | | | | | | | | | | | | | | | | | | | | | | | | | | | | | | | | | | | | | | | | | | | | | | | | | | | | | | | | | | | | | | | | | | | | | | | | | | | | | | | | | | | | | | | | | | | | | | | | | | | | | | | | | | | | | | | | | | | | | | | | | | | | | | | | | | | | | | | | | | | | | | | | | | | | | | | | | | | | | | | | | | | | | | | | | | | | | | | | | | | | | | | | | | | | | | | | |
| Price | 11 | 0-1 | 0-0 | 0 | 1 | 0 | | | | | | | | | | | | | | | | | | | | | | | | | | | | | | | | | | | | | | | | | | | | | | | | | | | | | | | | | | | | | | | | | | | | | | | | | | | | | | | | | | | | | | | | | | | | | | | | | | | | | | | | | | | | | | | | | | | | | | | | | | | | | | | | | | | | | | | | | | | | | | | | | | | | | | | | | | | | | | | | | | | | | | | | | | | | | | | | | | | | | | | | | | | | | | | | | | | | | | | | | | | | | | | | | | | | | | | | | | | | | | | | | | | | | | | | | | | | | | | | | | | | | | | | | | | | | | | | | | | | | | | | | | | | | | | | | | | | | | | | | | | | | | | | | | | | | | | | | | | | | | | | | | | | | | | | | | | | | | | | | | | | | | | | | | | | | | | | | | | | | | | | | | | |
| Thomas | 13 | 0-1 | 1-2 | 3 | 0 | 1 | | | | | | | | | | | | | | | | | | | | | | | | | | | | | | | | | | | | | | | | | | | | | | | | | | | | | | | | | | | | | | | | | | | | | | | | | | | | | | | | | | | | | | | | | | | | | | | | | | | | | | | | | | | | | | | | | | | | | | | | | | | | | | | | | | | | | | | | | | | | | | | | | | | | | | | | | | | | | | | | | | | | | | | | | | | | | | | | | | | | | | | | | | | | | | | | | | | | | | | | | | | | | | | | | | | | | | | | | | | | | | | | | | | | | | | | | | | | | | | | | | | | | | | | | | | | | | | | | | | | | | | | | | | | | | | | | | | | | | | | | | | | | | | | | | | | | | | | | | | | | | | | | | | | | | | | | | | | | | | | | | | | | | | | | | | | | | | | | | | | | | | | | | | |
| McGregor | 16 | 1-2 | 0-0 | 2 | 2 | 1 | | | | | | | | | | | | | | | | | | | | | | | | | | | | | | | | | | | | | | | | | | | | | | | | | | | | | | | | | | | | | | | | | | | | | | | | | | | | | | | | | | | | | | | | | | | | | | | | | | | | | | | | | | | | | | | | | | | | | | | | | | | | | | | | | | | | | | | | | | | | | | | | | | | | | | | | | | | | | | | | | | | | | | | | | | | | | | | | | | | | | | | | | | | | | | | | | | | | | | | | | | | | | | | | | | | | | | | | | | | | | | | | | | | | | | | | | | | | | | | | | | | | | | | | | | | | | | | | | | | | | | | | | | | | | | | | | | | | | | | | | | | | | | | | | | | | | | | | | | | | | | | | | | | | | | | | | | | | | | | | | | | | | | | | | | | | | | | | | | | | | | | | | | | |
| Wood | 2 | 0-1 | 0-0 | 1 | 0 | 0 | | | | | | | | | | | | | | | | | | | | | | | | | | | | | | | | | | | | | | | | | | | | | | | | | | | | | | | | | | | | | | | | | | | | | | | | | | | | | | | | | | | | | | | | | | | | | | | | | | | | | | | | | | | | | | | | | | | | | | | | | | | | | | | | | | | | | | | | | | | | | | | | | | | | | | | | | | | | | | | | | | | | | | | | | | | | | | | | | | | | | | | | | | | | | | | | | | | | | | | | | | | | | | | | | | | | | | | | | | | | | | | | | | | | | | | | | | | | | | | | | | | | | | | | | | | | | | | | | | | | | | | | | | | | | | | | | | | | | | | | | | | | | | | | | | | | | | | | | | | | | | | | | | | | | | | | | | | | | | | | | | | | | | | | | | | | | | | | | | | | | | | | | | | |
| Team | | | | | | | | | | | | | | | | | | | | | | | | | | | | | | | | | | | | | | | | | | | | | | | | | | | | | | | | | | | | | | | | | | | | | | | | | | | | | | | | | | | | | | | | | | | | | | | | | | | | | | | | | | | | | | | | | | | | | | | | | | | | | | | | | | | | | | | | | | | | | | | | | | | | | | | | | | | | | | | | | | | | | | | | | | | | | | | | | | | | | | | | | | | | | | | | | | | | | | | | | | | | | | | | | | | | | | | | | | | | | | | | | | | | | | | | | | | | | | | | | | | | | | | | | | | | | | | | | | | | | | | | | | | | | | | | | | | | | | | | | | | | | | | | | | | | | | | | | | | | | | | | | | | | | | | | | | | | | | | | | | | | | | | | | | | | | | | | | | | | | | | | | | | | | | | | | |
| Totals | 200 | 27-54 | 13-18 | 34 | 14 | 79 | | | | | | | | | | | | | | | | | | | | | | | | | | | | | | | | | | | | | | | | | | | | | | | | | | | | | | | | | | | | | | | | | | | | | | | | | | | | | | | | | | | | | | | | | | | | | | | | | | | | | | | | | | | | | | | | | | | | | | | | | | | | | | | | | | | | | | | | | | | | | | | | | | | | | | | | | | | | | | | | | | | | | | | | | | | | | | | | | | | | | | | | | | | | | | | | | | | | | | | | | | | | | | | | | | | | | | | | | | | | | | | | | | | | | | | | | | | | | | | | | | | | | | | | | | | | | | | | | | | | | | | | | | | | | | | | | | | | | | | | | | | | | | | | | | | | | | | | | | | | | | | | | | | | | | | | | | | | | | | | | | | | | | | | | | | | | | | | | | | | | | | | | | | |
| | MIN | FG | FT | Reb | A | TP | | | | | | | | | | | | | | | | | | | | | | | | | | | | | | | | | | | | | | | | | | | | | | | | | | | | | | | | | | | | | | | | | | | | | | | | | | | | | | | | | | | | | | | | | | | | | | | | | | | | | | | | | | | | | | | | | | | | | | | | | | | | | | | | | | | | | | | | | | | | | | | | | | | | | | | | | | | | | | | | | | | | | | | | | | | | | | | | | | | | | | | | | | | | | | | | | | | | | | | | | | | | | | | | | | | | | | | | | | | | | | | | | | | | | | | | | | | | | | | | | | | | | | | | | | | | | | | | | | | | | | | | | | | | | | | | | | | | | | | | | | | | | | | | | | | | | | | | | | | | | | | | | | | | | | | | | | | | | | | | | | | | | | | | | | | | | | | | | | | | | | | | | | | |
| Wright | 29 | 2-7 | 2-2 | 6 | 1 | 7 | | | | | | | | | | | | | | | | | | | | | | | | | | | | | | | | | | | | | | | | | | | | | | | | | | | | | | | | | | | | | | | | | | | | | | | | | | | | | | | | | | | | | | | | | | | | | | | | | | | | | | | | | | | | | | | | | | | | | | | | | | | | | | | | | | | | | | | | | | | | | | | | | | | | | | | | | | | | | | | | | | | | | | | | | | | | | | | | | | | | | | | | | | | | | | | | | | | | | | | | | | | | | | | | | | | | | | | | | | | | | | | | | | | | | | | | | | | | | | | | | | | | | | | | | | | | | | | | | | | | | | | | | | | | | | | | | | | | | | | | | | | | | | | | | | | | | | | | | | | | | | | | | | | | | | | | | | | | | | | | | | | | | | | | | | | | | | | | | | | | | | | | | | | |
| Painter | 17 | 2-7 | 2-4 | 4 | 0 | 6 | | | | | | | | | | | | | | | | | | | | | | | | | | | | | | | | | | | | | | | | | | | | | | | | | | | | | | | | | | | | | | | | | | | | | | | | | | | | | | | | | | | | | | | | | | | | | | | | | | | | | | | | | | | | | | | | | | | | | | | | | | | | | | | | | | | | | | | | | | | | | | | | | | | | | | | | | | | | | | | | | | | | | | | | | | | | | | | | | | | | | | | | | | | | | | | | | | | | | | | | | | | | | | | | | | | | | | | | | | | | | | | | | | | | | | | | | | | | | | | | | | | | | | | | | | | | | | | | | | | | | | | | | | | | | | | | | | | | | | | | | | | | | | | | | | | | | | | | | | | | | | | | | | | | | | | | | | | | | | | | | | | | | | | | | | | | | | | | | | | | | | | | | | | |
| Palmore | 29 | 3-9 | 3-3 | 7 | 5 | 9 | | | | | | | | | | | | | | | | | | | | | | | | | | | | | | | | | | | | | | | | | | | | | | | | | | | | | | | | | | | | | | | | | | | | | | | | | | | | | | | | | | | | | | | | | | | | | | | | | | | | | | | | | | | | | | | | | | | | | | | | | | | | | | | | | | | | | | | | | | | | | | | | | | | | | | | | | | | | | | | | | | | | | | | | | | | | | | | | | | | | | | | | | | | | | | | | | | | | | | | | | | | | | | | | | | | | | | | | | | | | | | | | | | | | | | | | | | | | | | | | | | | | | | | | | | | | | | | | | | | | | | | | | | | | | | | | | | | | | | | | | | | | | | | | | | | | | | | | | | | | | | | | | | | | | | | | | | | | | | | | | | | | | | | | | | | | | | | | | | | | | | | | | | | |
| Clark | 21 | 1-5 | 0-0 | 1 | 1 | 2 | | | | | | | | | | | | | | | | | | | | | | | | | | | | | | | | | | | | | | | | | | | | | | | | | | | | | | | | | | | | | | | | | | | | | | | | | | | | | | | | | | | | | | | | | | | | | | | | | | | | | | | | | | | | | | | | | | | | | | | | | | | | | | | | | | | | | | | | | | | | | | | | | | | | | | | | | | | | | | | | | | | | | | | | | | | | | | | | | | | | | | | | | | | | | | | | | | | | | | | | | | | | | | | | | | | | | | | | | | | | | | | | | | | | | | | | | | | | | | | | | | | | | | | | | | | | | | | | | | | | | | | | | | | | | | | | | | | | | | | | | | | | | | | | | | | | | | | | | | | | | | | | | | | | | | | | | | | | | | | | | | | | | | | | | | | | | | | | | | | | | | | | | | | |
| Hill | 27 | 1-6 | 8-10 | 7 | 1 | 10 | | | | | | | | | | | | | | | | | | | | | | | | | | | | | | | | | | | | | | | | | | | | | | | | | | | | | | | | | | | | | | | | | | | | | | | | | | | | | | | | | | | | | | | | | | | | | | | | | | | | | | | | | | | | | | | | | | | | | | | | | | | | | | | | | | | | | | | | | | | | | | | | | | | | | | | | | | | | | | | | | | | | | | | | | | | | | | | | | | | | | | | | | | | | | | | | | | | | | | | | | | | | | | | | | | | | | | | | | | | | | | | | | | | | | | | | | | | | | | | | | | | | | | | | | | | | | | | | | | | | | | | | | | | | | | | | | | | | | | | | | | | | | | | | | | | | | | | | | | | | | | | | | | | | | | | | | | | | | | | | | | | | | | | | | | | | | | | | | | | | | | | | | | | |
| Bacote | 21 | 5-7 | 3-6 | 1 | 2 | 15 | | | | | | | | | | | | | | | | | | | | | | | | | | | | | | | | | | | | | | | | | | | | | | | | | | | | | | | | | | | | | | | | | | | | | | | | | | | | | | | | | | | | | | | | | | | | | | | | | | | | | | | | | | | | | | | | | | | | | | | | | | | | | | | | | | | | | | | | | | | | | | | | | | | | | | | | | | | | | | | | | | | | | | | | | | | | | | | | | | | | | | | | | | | | | | | | | | | | | | | | | | | | | | | | | | | | | | | | | | | | | | | | | | | | | | | | | | | | | | | | | | | | | | | | | | | | | | | | | | | | | | | | | | | | | | | | | | | | | | | | | | | | | | | | | | | | | | | | | | | | | | | | | | | | | | | | | | | | | | | | | | | | | | | | | | | | | | | | | | | | | | | | | | | |
| Batten | 24 | 4-13 | 1-1 | 3 | 1 | 11 | | | | | | | | | | | | | | | | | | | | | | | | | | | | | | | | | | | | | | | | | | | | | | | | | | | | | | | | | | | | | | | | | | | | | | | | | | | | | | | | | | | | | | | | | | | | | | | | | | | | | | | | | | | | | | | | | | | | | | | | | | | | | | | | | | | | | | | | | | | | | | | | | | | | | | | | | | | | | | | | | | | | | | | | | | | | | | | | | | | | | | | | | | | | | | | | | | | | | | | | | | | | | | | | | | | | | | | | | | | | | | | | | | | | | | | | | | | | | | | | | | | | | | | | | | | | | | | | | | | | | | | | | | | | | | | | | | | | | | | | | | | | | | | | | | | | | | | | | | | | | | | | | | | | | | | | | | | | | | | | | | | | | | | | | | | | | | | | | | | | | | | | | | | |
| Ross | 19 | 5-9 | 0-0 | 6 | 0 | 4 | | | | | | | | | | | | | | | | | | | | | | | | | | | | | | | | | | | | | | | | | | | | | | | | | | | | | | | | | | | | | | | | | | | | | | | | | | | | | | | | | | | | | | | | | | | | | | | | | | | | | | | | | | | | | | | | | | | | | | | | | | | | | | | | | | | | | | | | | | | | | | | | | | | | | | | | | | | | | | | | | | | | | | | | | | | | | | | | | | | | | | | | | | | | | | | | | | | | | | | | | | | | | | | | | | | | | | | | | | | | | | | | | | | | | | | | | | | | | | | | | | | | | | | | | | | | | | | | | | | | | | | | | | | | | | | | | | | | | | | | | | | | | | | | | | | | | | | | | | | | | | | | | | | | | | | | | | | | | | | | | | | | | | | | | | | | | | | | | | | | | | | | | | | |
| Larsen | 13 | 0-2 | 0-0 | 2 | 0 | 0 | | | | | | | | | | | | | | | | | | | | | | | | | | | | | | | | | | | | | | | | | | | | | | | | | | | | | | | | | | | | | | | | | | | | | | | | | | | | | | | | | | | | | | | | | | | | | | | | | | | | | | | | | | | | | | | | | | | | | | | | | | | | | | | | | | | | | | | | | | | | | | | | | | | | | | | | | | | | | | | | | | | | | | | | | | | | | | | | | | | | | | | | | | | | | | | | | | | | | | | | | | | | | | | | | | | | | | | | | | | | | | | | | | | | | | | | | | | | | | | | | | | | | | | | | | | | | | | | | | | | | | | | | | | | | | | | | | | | | | | | | | | | | | | | | | | | | | | | | | | | | | | | | | | | | | | | | | | | | | | | | | | | | | | | | | | | | | | | | | | | | | | | | | | |
| Team | | | | | | | | | | | | | | | | | | | | | | | | | | | | | | | | | | | | | | | | | | | | | | | | | | | | | | | | | | | | | | | | | | | | | | | | | | | | | | | | | | | | | | | | | | | | | | | | | | | | | | | | | | | | | | | | | | | | | | | | | | | | | | | | | | | | | | | | | | | | | | | | | | | | | | | | | | | | | | | | | | | | | | | | | | | | | | | | | | | | | | | | | | | | | | | | | | | | | | | | | | | | | | | | | | | | | | | | | | | | | | | | | | | | | | | | | | | | | | | | | | | | | | | | | | | | | | | | | | | | | | | | | | | | | | | | | | | | | | | | | | | | | | | | | | | | | | | | | | | | | | | | | | | | | | | | | | | | | | | | | | | | | | | | | | | | | | | | | | | | | | | | | | | | | | | | | |
| Totals | 200 | 23-65 | 19-26 | 43 | 11 | 70 | | | | | | | | | | | | | | | | | | | | | | | | | | | | | | | | | | | | | | | | | | | | | | | | | | | | | | | | | | | | | | | | | | | | | | | | | | | | | | | | | | | | | | | | | | | | | | | | | | | | | | | | | | | | | | | | | | | | | | | | | | | | | | | | | | | | | | | | | | | | | | | | | | | | | | | | | | | | | | | | | | | | | | | | | | | | | | | | | | | | | | | | | | | | | | | | | | | | | | | | | | | | | | | | | | | | | | | | | | | | | | | | | | | | | | | | | | | | | | | | | | | | | | | | | | | | | | | | | | | | | | | | | | | | | | | | | | | | | | | | | | | | | | | | | | | | | | | | | | | | | | | | | | | | | | | | | | | | | | | | | | | | | | | | | | | | | | | | | | | | | | | | | | | |
| OLD DOMINION <table style="width: 100%; border-collapse: collapse;"> <thead> <tr> <th></th> <th>MIN</th> <th>FG</th> <th>FT</th> <th>Reb</th> <th>A</th> <th>TP</th> </tr> </thead> <tbody> <tr><td>Wright</td><td>33</td><td>1-4</td><td>0-0</td><td>6</td><td>1</td><td>2</td></tr> <tr><td>Painter</td><td>32</td><td>5-12</td><td>2-2</td><td>8</td><td>0</td><td>12</td></tr> <tr><td>Bacote</td><td>33</td><td>1-4</td><td>1-4</td><td>6</td><td>1</td><td>3</td></tr> <tr><td>Palmore</td><td>23</td><td>4-6</td><td>1-3</td><td>9</td><td>3</td><td>9</td></tr> <tr><td>Hill</td><td>28</td><td>2-7</td><td>3-5</td><td>4</td><td>0</td><td>7</td></tr> <tr><td>Batten</td><td>21</td><td>2-7</td><td>2-4</td><td>6</td><td>1</td><td>6</td></tr> <tr><td>Clark</td><td>14</td><td>1-3</td><td>0-0</td><td>1</td><td>0</td><td>2</td></tr> <tr><td>Ross</td><td>8</td><td>2-2</td><td>0-0</td><td>1</td><td>0</td><td>4</td></tr> <tr><td>Larsen</td><td>8</td><td>0-1</td><td>0-0</td><td>0</td><td>0</td><td>0</td></tr> <tr><td>Team</td><td></td><td></td><td></td><td></td><td></td><td></td></tr> <tr><td>Totals</td><td>200</td><td>18-46</td><td>9-18</td><td>43</td><td>6</td><td>45</td></tr> </tbody> </table> <p>Percentages: FG- 39% FT- 50% 3FG- 0% (Wright 0-2, Bacote 0-3, Hill 0-1, Batten 0-4, Clark 0-2, Larsen 0-1) Turnovers - 17 (Wright 1, Painter 2, Bacote 4, Palmore 1, Hill 3, Batten 3, Clark 1, Ross 1) Steals - 3 (Bacote 1, Palmore 2) Blocks - 7 (Wright 1, Painter 1, Hill 3, Larsen 2)</p> | | MIN | FG | FT | Reb | A | TP | Wright | 33 | 1-4 | 0-0 | 6 | 1 | 2 | Painter | 32 | 5-12 | 2-2 | 8 | 0 | 12 | Bacote | 33 | 1-4 | 1-4 | 6 | 1 | 3 | Palmore | 23 | 4-6 | 1-3 | 9 | 3 | 9 | Hill | 28 | 2-7 | 3-5 | 4 | 0 | 7 | Batten | 21 | 2-7 | 2-4 | 6 | 1 | 6 | Clark | 14 | 1-3 | 0-0 | 1 | 0 | 2 | Ross | 8 | 2-2 | 0-0 | 1 | 0 | 4 | Larsen | 8 | 0-1 | 0-0 | 0 | 0 | 0 | Team | | | | | | | Totals | 200 | 18-46 | 9-18 | 43 | 6 | 45 | OLD DOMINION <table style="width: 100%; border-collapse: collapse;"> <thead> <tr> <th></th> <th>MIN</th> <th>FG</th> <th>FT</th> <th>Reb</th> <th>A</th> <th>TP</th> </tr> </thead> <tbody> <tr><td>Wright</td><td>27</td><td>3-7</td><td>5-7</td><td>5</td><td>1</td><td>12</td></tr> <tr><td>Painter</td><td>29</td><td>5-11</td><td>0-1</td><td>8</td><td>1</td><td>12</td></tr> <tr><td>Bacote</td><td>25</td><td>4-7</td><td>0-0</td><td>0</td><td>4</td><td>10</td></tr> <tr><td>Palmore</td><td>34</td><td>3-6</td><td>6-8</td><td>7</td><td>4</td><td>12</td></tr> <tr><td>Hill</td><td>33</td><td>3-8</td><td>3-6</td><td>3</td><td>1</td><td>10</td></tr> <tr><td>Batten</td><td>21</td><td>3-8</td><td>3-6</td><td>5</td><td>1</td><td>10</td></tr> <tr><td>Clark</td><td>8</td><td>1-1</td><td>0-0</td><td>1</td><td>2</td><td>2</td></tr> <tr><td>Ross</td><td>15</td><td>2-4</td><td>0-0</td><td>3</td><td>0</td><td>4</td></tr> <tr><td>Larsen</td><td>8</td><td>0-2</td><td>0-0</td><td>3</td><td>0</td><td>0</td></tr> <tr><td>Team</td><td></td><td></td><td></td><td></td><td></td><td></td></tr> <tr><td>Totals</td><td>200</td><td>25-54</td><td>17-28</td><td>38</td><td>14</td><td>72</td></tr> </tbody> </table> <p>Percentages: FG- 46% FT- 60% 3FG- 31% (Wright 1-3, Painter 0-1, Bacote 2-4, Hill 1-3, Batten 1-4, Larsen 0-1) Turnovers - 11 (Wright 1, Painter 2, Bacote 1, Palmore 3, Ross 2, Larsen 1) Steals - 9 (Wright 1, Palmore 4, Hill 2, Batten 2) Blocks - 3 (Wright 1, Painter 1, Hill 1)</p> | | MIN | FG | FT | Reb | A | TP | Wright | 27 | 3-7 | 5-7 | 5 | 1 | 12 | Painter | 29 | 5-11 | 0-1 | 8 | 1 | 12 | Bacote | 25 | 4-7 | 0-0 | 0 | 4 | 10 | Palmore | 34 | 3-6 | 6-8 | 7 | 4 | 12 | Hill | 33 | 3-8 | 3-6 | 3 | 1 | 10 | Batten | 21 | 3-8 | 3-6 | 5 | 1 | 10 | Clark | 8 | 1-1 | 0-0 | 1 | 2 | 2 | Ross | 15 | 2-4 | 0-0 | 3 | 0 | 4 | Larsen | 8 | 0-2 | 0-0 | 3 | 0 | 0 | Team | | | | | | | Totals | 200 | 25-54 | 17-28 | 38 | 14 | 72 | OLD DOMINION <table style="width: 100%; border-collapse: collapse;"> <thead> <tr> <th></th> <th>MIN</th> <th>FG</th> <th>FT</th> <th>Reb</th> <th>A</th> <th>TP</th> </tr> </thead> <tbody> <tr><td>Wright</td><td>29</td><td>2-7</td><td>2-2</td><td>6</td><td>1</td><td>7</td></tr> <tr><td>Painter</td><td>17</td><td>2-7</td><td>2-4</td><td>4</td><td>0</td><td>6</td></tr> <tr><td>Palmore</td><td>29</td><td>3-9</td><td>3-3</td><td>7</td><td>5</td><td>9</td></tr> <tr><td>Clark</td><td>21</td><td>1-5</td><td>0-0</td><td>1</td><td>1</td><td>2</td></tr> <tr><td>Hill</td><td>27</td><td>1-6</td><td>8-10</td><td>7</td><td>1</td><td>10</td></tr> <tr><td>Bacote</td><td>21</td><td>5-7</td><td>3-6</td><td>1</td><td>2</td><td>15</td></tr> <tr><td>Batten</td><td>24</td><td>4-13</td><td>1-1</td><td>3</td><td>1</td><td>11</td></tr> <tr><td>Ross</td><td>19</td><td>5-9</td><td>0-0</td><td>6</td><td>0</td><td>4</td></tr> <tr><td>Larsen</td><td>13</td><td>0-2</td><td>0-0</td><td>2</td><td>0</td><td>0</td></tr> <tr><td>Team</td><td></td><td></td><td></td><td></td><td></td><td></td></tr> <tr><td>Totals</td><td>200</td><td>23-65</td><td>19-26</td><td>43</td><td>11</td><td>70</td></tr> </tbody> </table> <p>Percentages: FG- 35% FT- 73% 3FG- 29% (Wright 1-3, Clark 0-3, Hill 0-1, Bacote 2-3, Batten 2-7) Turnovers - 14 (Painter 2, Palmore 3, Hill 2, Bacote 3, Batten 2, Ross 2) Steals - 7 (Palmore 2, Hill 3, Bacote 1, Ross 1) Blocks - 3 (Wright 2, Clark 1)</p> | | MIN | FG | FT | Reb | A | TP | Wright | 29 | 2-7 | 2-2 | 6 | 1 | 7 | Painter | 17 | 2-7 | 2-4 | 4 | 0 | 6 | Palmore | 29 | 3-9 | 3-3 | 7 | 5 | 9 | Clark | 21 | 1-5 | 0-0 | 1 | 1 | 2 | Hill | 27 | 1-6 | 8-10 | 7 | 1 | 10 | Bacote | 21 | 5-7 | 3-6 | 1 | 2 | 15 | Batten | 24 | 4-13 | 1-1 | 3 | 1 | 11 | Ross | 19 | 5-9 | 0-0 | 6 | 0 | 4 | Larsen | 13 | 0-2 | 0-0 | 2 | 0 | 0 | Team | | | | | | | Totals | 200 | 23-65 | 19-26 | 43 | 11 | 70 | | | | | | | | | | | | | | | | | | | | | | | | | | | | | | | | | | | | | | | | | | | | | | | | | | | | | | | | | | | | | | | | | | | | | | | | | | | | | | | | | | | | | | | | | | | | | | | | | | | |
| | MIN | FG | FT | Reb | A | TP | | | | | | | | | | | | | | | | | | | | | | | | | | | | | | | | | | | | | | | | | | | | | | | | | | | | | | | | | | | | | | | | | | | | | | | | | | | | | | | | | | | | | | | | | | | | | | | | | | | | | | | | | | | | | | | | | | | | | | | | | | | | | | | | | | | | | | | | | | | | | | | | | | | | | | | | | | | | | | | | | | | | | | | | | | | | | | | | | | | | | | | | | | | | | | | | | | | | | | | | | | | | | | | | | | | | | | | | | | | | | | | | | | | | | | | | | | | | | | | | | | | | | | | | | | | | | | | | | | | | | | | | | | | | | | | | | | | | | | | | | | | | | | | | | | | | | | | | | | | | | | | | | | | | | | | | | | | | | | | | | | | | | | | | | | | | | | | | | | | | | | | | | | | |
| Wright | 33 | 1-4 | 0-0 | 6 | 1 | 2 | | | | | | | | | | | | | | | | | | | | | | | | | | | | | | | | | | | | | | | | | | | | | | | | | | | | | | | | | | | | | | | | | | | | | | | | | | | | | | | | | | | | | | | | | | | | | | | | | | | | | | | | | | | | | | | | | | | | | | | | | | | | | | | | | | | | | | | | | | | | | | | | | | | | | | | | | | | | | | | | | | | | | | | | | | | | | | | | | | | | | | | | | | | | | | | | | | | | | | | | | | | | | | | | | | | | | | | | | | | | | | | | | | | | | | | | | | | | | | | | | | | | | | | | | | | | | | | | | | | | | | | | | | | | | | | | | | | | | | | | | | | | | | | | | | | | | | | | | | | | | | | | | | | | | | | | | | | | | | | | | | | | | | | | | | | | | | | | | | | | | | | | | | | |
| Painter | 32 | 5-12 | 2-2 | 8 | 0 | 12 | | | | | | | | | | | | | | | | | | | | | | | | | | | | | | | | | | | | | | | | | | | | | | | | | | | | | | | | | | | | | | | | | | | | | | | | | | | | | | | | | | | | | | | | | | | | | | | | | | | | | | | | | | | | | | | | | | | | | | | | | | | | | | | | | | | | | | | | | | | | | | | | | | | | | | | | | | | | | | | | | | | | | | | | | | | | | | | | | | | | | | | | | | | | | | | | | | | | | | | | | | | | | | | | | | | | | | | | | | | | | | | | | | | | | | | | | | | | | | | | | | | | | | | | | | | | | | | | | | | | | | | | | | | | | | | | | | | | | | | | | | | | | | | | | | | | | | | | | | | | | | | | | | | | | | | | | | | | | | | | | | | | | | | | | | | | | | | | | | | | | | | | | | | |
| Bacote | 33 | 1-4 | 1-4 | 6 | 1 | 3 | | | | | | | | | | | | | | | | | | | | | | | | | | | | | | | | | | | | | | | | | | | | | | | | | | | | | | | | | | | | | | | | | | | | | | | | | | | | | | | | | | | | | | | | | | | | | | | | | | | | | | | | | | | | | | | | | | | | | | | | | | | | | | | | | | | | | | | | | | | | | | | | | | | | | | | | | | | | | | | | | | | | | | | | | | | | | | | | | | | | | | | | | | | | | | | | | | | | | | | | | | | | | | | | | | | | | | | | | | | | | | | | | | | | | | | | | | | | | | | | | | | | | | | | | | | | | | | | | | | | | | | | | | | | | | | | | | | | | | | | | | | | | | | | | | | | | | | | | | | | | | | | | | | | | | | | | | | | | | | | | | | | | | | | | | | | | | | | | | | | | | | | | | | |
| Palmore | 23 | 4-6 | 1-3 | 9 | 3 | 9 | | | | | | | | | | | | | | | | | | | | | | | | | | | | | | | | | | | | | | | | | | | | | | | | | | | | | | | | | | | | | | | | | | | | | | | | | | | | | | | | | | | | | | | | | | | | | | | | | | | | | | | | | | | | | | | | | | | | | | | | | | | | | | | | | | | | | | | | | | | | | | | | | | | | | | | | | | | | | | | | | | | | | | | | | | | | | | | | | | | | | | | | | | | | | | | | | | | | | | | | | | | | | | | | | | | | | | | | | | | | | | | | | | | | | | | | | | | | | | | | | | | | | | | | | | | | | | | | | | | | | | | | | | | | | | | | | | | | | | | | | | | | | | | | | | | | | | | | | | | | | | | | | | | | | | | | | | | | | | | | | | | | | | | | | | | | | | | | | | | | | | | | | | | |
| Hill | 28 | 2-7 | 3-5 | 4 | 0 | 7 | | | | | | | | | | | | | | | | | | | | | | | | | | | | | | | | | | | | | | | | | | | | | | | | | | | | | | | | | | | | | | | | | | | | | | | | | | | | | | | | | | | | | | | | | | | | | | | | | | | | | | | | | | | | | | | | | | | | | | | | | | | | | | | | | | | | | | | | | | | | | | | | | | | | | | | | | | | | | | | | | | | | | | | | | | | | | | | | | | | | | | | | | | | | | | | | | | | | | | | | | | | | | | | | | | | | | | | | | | | | | | | | | | | | | | | | | | | | | | | | | | | | | | | | | | | | | | | | | | | | | | | | | | | | | | | | | | | | | | | | | | | | | | | | | | | | | | | | | | | | | | | | | | | | | | | | | | | | | | | | | | | | | | | | | | | | | | | | | | | | | | | | | | | |
| Batten | 21 | 2-7 | 2-4 | 6 | 1 | 6 | | | | | | | | | | | | | | | | | | | | | | | | | | | | | | | | | | | | | | | | | | | | | | | | | | | | | | | | | | | | | | | | | | | | | | | | | | | | | | | | | | | | | | | | | | | | | | | | | | | | | | | | | | | | | | | | | | | | | | | | | | | | | | | | | | | | | | | | | | | | | | | | | | | | | | | | | | | | | | | | | | | | | | | | | | | | | | | | | | | | | | | | | | | | | | | | | | | | | | | | | | | | | | | | | | | | | | | | | | | | | | | | | | | | | | | | | | | | | | | | | | | | | | | | | | | | | | | | | | | | | | | | | | | | | | | | | | | | | | | | | | | | | | | | | | | | | | | | | | | | | | | | | | | | | | | | | | | | | | | | | | | | | | | | | | | | | | | | | | | | | | | | | | | |
| Clark | 14 | 1-3 | 0-0 | 1 | 0 | 2 | | | | | | | | | | | | | | | | | | | | | | | | | | | | | | | | | | | | | | | | | | | | | | | | | | | | | | | | | | | | | | | | | | | | | | | | | | | | | | | | | | | | | | | | | | | | | | | | | | | | | | | | | | | | | | | | | | | | | | | | | | | | | | | | | | | | | | | | | | | | | | | | | | | | | | | | | | | | | | | | | | | | | | | | | | | | | | | | | | | | | | | | | | | | | | | | | | | | | | | | | | | | | | | | | | | | | | | | | | | | | | | | | | | | | | | | | | | | | | | | | | | | | | | | | | | | | | | | | | | | | | | | | | | | | | | | | | | | | | | | | | | | | | | | | | | | | | | | | | | | | | | | | | | | | | | | | | | | | | | | | | | | | | | | | | | | | | | | | | | | | | | | | | | |
| Ross | 8 | 2-2 | 0-0 | 1 | 0 | 4 | | | | | | | | | | | | | | | | | | | | | | | | | | | | | | | | | | | | | | | | | | | | | | | | | | | | | | | | | | | | | | | | | | | | | | | | | | | | | | | | | | | | | | | | | | | | | | | | | | | | | | | | | | | | | | | | | | | | | | | | | | | | | | | | | | | | | | | | | | | | | | | | | | | | | | | | | | | | | | | | | | | | | | | | | | | | | | | | | | | | | | | | | | | | | | | | | | | | | | | | | | | | | | | | | | | | | | | | | | | | | | | | | | | | | | | | | | | | | | | | | | | | | | | | | | | | | | | | | | | | | | | | | | | | | | | | | | | | | | | | | | | | | | | | | | | | | | | | | | | | | | | | | | | | | | | | | | | | | | | | | | | | | | | | | | | | | | | | | | | | | | | | | | | |
| Larsen | 8 | 0-1 | 0-0 | 0 | 0 | 0 | | | | | | | | | | | | | | | | | | | | | | | | | | | | | | | | | | | | | | | | | | | | | | | | | | | | | | | | | | | | | | | | | | | | | | | | | | | | | | | | | | | | | | | | | | | | | | | | | | | | | | | | | | | | | | | | | | | | | | | | | | | | | | | | | | | | | | | | | | | | | | | | | | | | | | | | | | | | | | | | | | | | | | | | | | | | | | | | | | | | | | | | | | | | | | | | | | | | | | | | | | | | | | | | | | | | | | | | | | | | | | | | | | | | | | | | | | | | | | | | | | | | | | | | | | | | | | | | | | | | | | | | | | | | | | | | | | | | | | | | | | | | | | | | | | | | | | | | | | | | | | | | | | | | | | | | | | | | | | | | | | | | | | | | | | | | | | | | | | | | | | | | | | | |
| Team | | | | | | | | | | | | | | | | | | | | | | | | | | | | | | | | | | | | | | | | | | | | | | | | | | | | | | | | | | | | | | | | | | | | | | | | | | | | | | | | | | | | | | | | | | | | | | | | | | | | | | | | | | | | | | | | | | | | | | | | | | | | | | | | | | | | | | | | | | | | | | | | | | | | | | | | | | | | | | | | | | | | | | | | | | | | | | | | | | | | | | | | | | | | | | | | | | | | | | | | | | | | | | | | | | | | | | | | | | | | | | | | | | | | | | | | | | | | | | | | | | | | | | | | | | | | | | | | | | | | | | | | | | | | | | | | | | | | | | | | | | | | | | | | | | | | | | | | | | | | | | | | | | | | | | | | | | | | | | | | | | | | | | | | | | | | | | | | | | | | | | | | | | | | | | | | | |
| Totals | 200 | 18-46 | 9-18 | 43 | 6 | 45 | | | | | | | | | | | | | | | | | | | | | | | | | | | | | | | | | | | | | | | | | | | | | | | | | | | | | | | | | | | | | | | | | | | | | | | | | | | | | | | | | | | | | | | | | | | | | | | | | | | | | | | | | | | | | | | | | | | | | | | | | | | | | | | | | | | | | | | | | | | | | | | | | | | | | | | | | | | | | | | | | | | | | | | | | | | | | | | | | | | | | | | | | | | | | | | | | | | | | | | | | | | | | | | | | | | | | | | | | | | | | | | | | | | | | | | | | | | | | | | | | | | | | | | | | | | | | | | | | | | | | | | | | | | | | | | | | | | | | | | | | | | | | | | | | | | | | | | | | | | | | | | | | | | | | | | | | | | | | | | | | | | | | | | | | | | | | | | | | | | | | | | | | | | |
| | MIN | FG | FT | Reb | A | TP | | | | | | | | | | | | | | | | | | | | | | | | | | | | | | | | | | | | | | | | | | | | | | | | | | | | | | | | | | | | | | | | | | | | | | | | | | | | | | | | | | | | | | | | | | | | | | | | | | | | | | | | | | | | | | | | | | | | | | | | | | | | | | | | | | | | | | | | | | | | | | | | | | | | | | | | | | | | | | | | | | | | | | | | | | | | | | | | | | | | | | | | | | | | | | | | | | | | | | | | | | | | | | | | | | | | | | | | | | | | | | | | | | | | | | | | | | | | | | | | | | | | | | | | | | | | | | | | | | | | | | | | | | | | | | | | | | | | | | | | | | | | | | | | | | | | | | | | | | | | | | | | | | | | | | | | | | | | | | | | | | | | | | | | | | | | | | | | | | | | | | | | | | | |
| Wright | 27 | 3-7 | 5-7 | 5 | 1 | 12 | | | | | | | | | | | | | | | | | | | | | | | | | | | | | | | | | | | | | | | | | | | | | | | | | | | | | | | | | | | | | | | | | | | | | | | | | | | | | | | | | | | | | | | | | | | | | | | | | | | | | | | | | | | | | | | | | | | | | | | | | | | | | | | | | | | | | | | | | | | | | | | | | | | | | | | | | | | | | | | | | | | | | | | | | | | | | | | | | | | | | | | | | | | | | | | | | | | | | | | | | | | | | | | | | | | | | | | | | | | | | | | | | | | | | | | | | | | | | | | | | | | | | | | | | | | | | | | | | | | | | | | | | | | | | | | | | | | | | | | | | | | | | | | | | | | | | | | | | | | | | | | | | | | | | | | | | | | | | | | | | | | | | | | | | | | | | | | | | | | | | | | | | | | |
| Painter | 29 | 5-11 | 0-1 | 8 | 1 | 12 | | | | | | | | | | | | | | | | | | | | | | | | | | | | | | | | | | | | | | | | | | | | | | | | | | | | | | | | | | | | | | | | | | | | | | | | | | | | | | | | | | | | | | | | | | | | | | | | | | | | | | | | | | | | | | | | | | | | | | | | | | | | | | | | | | | | | | | | | | | | | | | | | | | | | | | | | | | | | | | | | | | | | | | | | | | | | | | | | | | | | | | | | | | | | | | | | | | | | | | | | | | | | | | | | | | | | | | | | | | | | | | | | | | | | | | | | | | | | | | | | | | | | | | | | | | | | | | | | | | | | | | | | | | | | | | | | | | | | | | | | | | | | | | | | | | | | | | | | | | | | | | | | | | | | | | | | | | | | | | | | | | | | | | | | | | | | | | | | | | | | | | | | | | |
| Bacote | 25 | 4-7 | 0-0 | 0 | 4 | 10 | | | | | | | | | | | | | | | | | | | | | | | | | | | | | | | | | | | | | | | | | | | | | | | | | | | | | | | | | | | | | | | | | | | | | | | | | | | | | | | | | | | | | | | | | | | | | | | | | | | | | | | | | | | | | | | | | | | | | | | | | | | | | | | | | | | | | | | | | | | | | | | | | | | | | | | | | | | | | | | | | | | | | | | | | | | | | | | | | | | | | | | | | | | | | | | | | | | | | | | | | | | | | | | | | | | | | | | | | | | | | | | | | | | | | | | | | | | | | | | | | | | | | | | | | | | | | | | | | | | | | | | | | | | | | | | | | | | | | | | | | | | | | | | | | | | | | | | | | | | | | | | | | | | | | | | | | | | | | | | | | | | | | | | | | | | | | | | | | | | | | | | | | | | |
| Palmore | 34 | 3-6 | 6-8 | 7 | 4 | 12 | | | | | | | | | | | | | | | | | | | | | | | | | | | | | | | | | | | | | | | | | | | | | | | | | | | | | | | | | | | | | | | | | | | | | | | | | | | | | | | | | | | | | | | | | | | | | | | | | | | | | | | | | | | | | | | | | | | | | | | | | | | | | | | | | | | | | | | | | | | | | | | | | | | | | | | | | | | | | | | | | | | | | | | | | | | | | | | | | | | | | | | | | | | | | | | | | | | | | | | | | | | | | | | | | | | | | | | | | | | | | | | | | | | | | | | | | | | | | | | | | | | | | | | | | | | | | | | | | | | | | | | | | | | | | | | | | | | | | | | | | | | | | | | | | | | | | | | | | | | | | | | | | | | | | | | | | | | | | | | | | | | | | | | | | | | | | | | | | | | | | | | | | | | |
| Hill | 33 | 3-8 | 3-6 | 3 | 1 | 10 | | | | | | | | | | | | | | | | | | | | | | | | | | | | | | | | | | | | | | | | | | | | | | | | | | | | | | | | | | | | | | | | | | | | | | | | | | | | | | | | | | | | | | | | | | | | | | | | | | | | | | | | | | | | | | | | | | | | | | | | | | | | | | | | | | | | | | | | | | | | | | | | | | | | | | | | | | | | | | | | | | | | | | | | | | | | | | | | | | | | | | | | | | | | | | | | | | | | | | | | | | | | | | | | | | | | | | | | | | | | | | | | | | | | | | | | | | | | | | | | | | | | | | | | | | | | | | | | | | | | | | | | | | | | | | | | | | | | | | | | | | | | | | | | | | | | | | | | | | | | | | | | | | | | | | | | | | | | | | | | | | | | | | | | | | | | | | | | | | | | | | | | | | | |
| Batten | 21 | 3-8 | 3-6 | 5 | 1 | 10 | | | | | | | | | | | | | | | | | | | | | | | | | | | | | | | | | | | | | | | | | | | | | | | | | | | | | | | | | | | | | | | | | | | | | | | | | | | | | | | | | | | | | | | | | | | | | | | | | | | | | | | | | | | | | | | | | | | | | | | | | | | | | | | | | | | | | | | | | | | | | | | | | | | | | | | | | | | | | | | | | | | | | | | | | | | | | | | | | | | | | | | | | | | | | | | | | | | | | | | | | | | | | | | | | | | | | | | | | | | | | | | | | | | | | | | | | | | | | | | | | | | | | | | | | | | | | | | | | | | | | | | | | | | | | | | | | | | | | | | | | | | | | | | | | | | | | | | | | | | | | | | | | | | | | | | | | | | | | | | | | | | | | | | | | | | | | | | | | | | | | | | | | | | |
| Clark | 8 | 1-1 | 0-0 | 1 | 2 | 2 | | | | | | | | | | | | | | | | | | | | | | | | | | | | | | | | | | | | | | | | | | | | | | | | | | | | | | | | | | | | | | | | | | | | | | | | | | | | | | | | | | | | | | | | | | | | | | | | | | | | | | | | | | | | | | | | | | | | | | | | | | | | | | | | | | | | | | | | | | | | | | | | | | | | | | | | | | | | | | | | | | | | | | | | | | | | | | | | | | | | | | | | | | | | | | | | | | | | | | | | | | | | | | | | | | | | | | | | | | | | | | | | | | | | | | | | | | | | | | | | | | | | | | | | | | | | | | | | | | | | | | | | | | | | | | | | | | | | | | | | | | | | | | | | | | | | | | | | | | | | | | | | | | | | | | | | | | | | | | | | | | | | | | | | | | | | | | | | | | | | | | | | | | | |
| Ross | 15 | 2-4 | 0-0 | 3 | 0 | 4 | | | | | | | | | | | | | | | | | | | | | | | | | | | | | | | | | | | | | | | | | | | | | | | | | | | | | | | | | | | | | | | | | | | | | | | | | | | | | | | | | | | | | | | | | | | | | | | | | | | | | | | | | | | | | | | | | | | | | | | | | | | | | | | | | | | | | | | | | | | | | | | | | | | | | | | | | | | | | | | | | | | | | | | | | | | | | | | | | | | | | | | | | | | | | | | | | | | | | | | | | | | | | | | | | | | | | | | | | | | | | | | | | | | | | | | | | | | | | | | | | | | | | | | | | | | | | | | | | | | | | | | | | | | | | | | | | | | | | | | | | | | | | | | | | | | | | | | | | | | | | | | | | | | | | | | | | | | | | | | | | | | | | | | | | | | | | | | | | | | | | | | | | | | |
| Larsen | 8 | 0-2 | 0-0 | 3 | 0 | 0 | | | | | | | | | | | | | | | | | | | | | | | | | | | | | | | | | | | | | | | | | | | | | | | | | | | | | | | | | | | | | | | | | | | | | | | | | | | | | | | | | | | | | | | | | | | | | | | | | | | | | | | | | | | | | | | | | | | | | | | | | | | | | | | | | | | | | | | | | | | | | | | | | | | | | | | | | | | | | | | | | | | | | | | | | | | | | | | | | | | | | | | | | | | | | | | | | | | | | | | | | | | | | | | | | | | | | | | | | | | | | | | | | | | | | | | | | | | | | | | | | | | | | | | | | | | | | | | | | | | | | | | | | | | | | | | | | | | | | | | | | | | | | | | | | | | | | | | | | | | | | | | | | | | | | | | | | | | | | | | | | | | | | | | | | | | | | | | | | | | | | | | | | | | |
| Team | | | | | | | | | | | | | | | | | | | | | | | | | | | | | | | | | | | | | | | | | | | | | | | | | | | | | | | | | | | | | | | | | | | | | | | | | | | | | | | | | | | | | | | | | | | | | | | | | | | | | | | | | | | | | | | | | | | | | | | | | | | | | | | | | | | | | | | | | | | | | | | | | | | | | | | | | | | | | | | | | | | | | | | | | | | | | | | | | | | | | | | | | | | | | | | | | | | | | | | | | | | | | | | | | | | | | | | | | | | | | | | | | | | | | | | | | | | | | | | | | | | | | | | | | | | | | | | | | | | | | | | | | | | | | | | | | | | | | | | | | | | | | | | | | | | | | | | | | | | | | | | | | | | | | | | | | | | | | | | | | | | | | | | | | | | | | | | | | | | | | | | | | | | | | | | | | |
| Totals | 200 | 25-54 | 17-28 | 38 | 14 | 72 | | | | | | | | | | | | | | | | | | | | | | | | | | | | | | | | | | | | | | | | | | | | | | | | | | | | | | | | | | | | | | | | | | | | | | | | | | | | | | | | | | | | | | | | | | | | | | | | | | | | | | | | | | | | | | | | | | | | | | | | | | | | | | | | | | | | | | | | | | | | | | | | | | | | | | | | | | | | | | | | | | | | | | | | | | | | | | | | | | | | | | | | | | | | | | | | | | | | | | | | | | | | | | | | | | | | | | | | | | | | | | | | | | | | | | | | | | | | | | | | | | | | | | | | | | | | | | | | | | | | | | | | | | | | | | | | | | | | | | | | | | | | | | | | | | | | | | | | | | | | | | | | | | | | | | | | | | | | | | | | | | | | | | | | | | | | | | | | | | | | | | | | | | | |
| | MIN | FG | FT | Reb | A | TP | | | | | | | | | | | | | | | | | | | | | | | | | | | | | | | | | | | | | | | | | | | | | | | | | | | | | | | | | | | | | | | | | | | | | | | | | | | | | | | | | | | | | | | | | | | | | | | | | | | | | | | | | | | | | | | | | | | | | | | | | | | | | | | | | | | | | | | | | | | | | | | | | | | | | | | | | | | | | | | | | | | | | | | | | | | | | | | | | | | | | | | | | | | | | | | | | | | | | | | | | | | | | | | | | | | | | | | | | | | | | | | | | | | | | | | | | | | | | | | | | | | | | | | | | | | | | | | | | | | | | | | | | | | | | | | | | | | | | | | | | | | | | | | | | | | | | | | | | | | | | | | | | | | | | | | | | | | | | | | | | | | | | | | | | | | | | | | | | | | | | | | | | | | |
| Wright | 29 | 2-7 | 2-2 | 6 | 1 | 7 | | | | | | | | | | | | | | | | | | | | | | | | | | | | | | | | | | | | | | | | | | | | | | | | | | | | | | | | | | | | | | | | | | | | | | | | | | | | | | | | | | | | | | | | | | | | | | | | | | | | | | | | | | | | | | | | | | | | | | | | | | | | | | | | | | | | | | | | | | | | | | | | | | | | | | | | | | | | | | | | | | | | | | | | | | | | | | | | | | | | | | | | | | | | | | | | | | | | | | | | | | | | | | | | | | | | | | | | | | | | | | | | | | | | | | | | | | | | | | | | | | | | | | | | | | | | | | | | | | | | | | | | | | | | | | | | | | | | | | | | | | | | | | | | | | | | | | | | | | | | | | | | | | | | | | | | | | | | | | | | | | | | | | | | | | | | | | | | | | | | | | | | | | | |
| Painter | 17 | 2-7 | 2-4 | 4 | 0 | 6 | | | | | | | | | | | | | | | | | | | | | | | | | | | | | | | | | | | | | | | | | | | | | | | | | | | | | | | | | | | | | | | | | | | | | | | | | | | | | | | | | | | | | | | | | | | | | | | | | | | | | | | | | | | | | | | | | | | | | | | | | | | | | | | | | | | | | | | | | | | | | | | | | | | | | | | | | | | | | | | | | | | | | | | | | | | | | | | | | | | | | | | | | | | | | | | | | | | | | | | | | | | | | | | | | | | | | | | | | | | | | | | | | | | | | | | | | | | | | | | | | | | | | | | | | | | | | | | | | | | | | | | | | | | | | | | | | | | | | | | | | | | | | | | | | | | | | | | | | | | | | | | | | | | | | | | | | | | | | | | | | | | | | | | | | | | | | | | | | | | | | | | | | | | |
| Palmore | 29 | 3-9 | 3-3 | 7 | 5 | 9 | | | | | | | | | | | | | | | | | | | | | | | | | | | | | | | | | | | | | | | | | | | | | | | | | | | | | | | | | | | | | | | | | | | | | | | | | | | | | | | | | | | | | | | | | | | | | | | | | | | | | | | | | | | | | | | | | | | | | | | | | | | | | | | | | | | | | | | | | | | | | | | | | | | | | | | | | | | | | | | | | | | | | | | | | | | | | | | | | | | | | | | | | | | | | | | | | | | | | | | | | | | | | | | | | | | | | | | | | | | | | | | | | | | | | | | | | | | | | | | | | | | | | | | | | | | | | | | | | | | | | | | | | | | | | | | | | | | | | | | | | | | | | | | | | | | | | | | | | | | | | | | | | | | | | | | | | | | | | | | | | | | | | | | | | | | | | | | | | | | | | | | | | | | |
| Clark | 21 | 1-5 | 0-0 | 1 | 1 | 2 | | | | | | | | | | | | | | | | | | | | | | | | | | | | | | | | | | | | | | | | | | | | | | | | | | | | | | | | | | | | | | | | | | | | | | | | | | | | | | | | | | | | | | | | | | | | | | | | | | | | | | | | | | | | | | | | | | | | | | | | | | | | | | | | | | | | | | | | | | | | | | | | | | | | | | | | | | | | | | | | | | | | | | | | | | | | | | | | | | | | | | | | | | | | | | | | | | | | | | | | | | | | | | | | | | | | | | | | | | | | | | | | | | | | | | | | | | | | | | | | | | | | | | | | | | | | | | | | | | | | | | | | | | | | | | | | | | | | | | | | | | | | | | | | | | | | | | | | | | | | | | | | | | | | | | | | | | | | | | | | | | | | | | | | | | | | | | | | | | | | | | | | | | | |
| Hill | 27 | 1-6 | 8-10 | 7 | 1 | 10 | | | | | | | | | | | | | | | | | | | | | | | | | | | | | | | | | | | | | | | | | | | | | | | | | | | | | | | | | | | | | | | | | | | | | | | | | | | | | | | | | | | | | | | | | | | | | | | | | | | | | | | | | | | | | | | | | | | | | | | | | | | | | | | | | | | | | | | | | | | | | | | | | | | | | | | | | | | | | | | | | | | | | | | | | | | | | | | | | | | | | | | | | | | | | | | | | | | | | | | | | | | | | | | | | | | | | | | | | | | | | | | | | | | | | | | | | | | | | | | | | | | | | | | | | | | | | | | | | | | | | | | | | | | | | | | | | | | | | | | | | | | | | | | | | | | | | | | | | | | | | | | | | | | | | | | | | | | | | | | | | | | | | | | | | | | | | | | | | | | | | | | | | | | |
| Bacote | 21 | 5-7 | 3-6 | 1 | 2 | 15 | | | | | | | | | | | | | | | | | | | | | | | | | | | | | | | | | | | | | | | | | | | | | | | | | | | | | | | | | | | | | | | | | | | | | | | | | | | | | | | | | | | | | | | | | | | | | | | | | | | | | | | | | | | | | | | | | | | | | | | | | | | | | | | | | | | | | | | | | | | | | | | | | | | | | | | | | | | | | | | | | | | | | | | | | | | | | | | | | | | | | | | | | | | | | | | | | | | | | | | | | | | | | | | | | | | | | | | | | | | | | | | | | | | | | | | | | | | | | | | | | | | | | | | | | | | | | | | | | | | | | | | | | | | | | | | | | | | | | | | | | | | | | | | | | | | | | | | | | | | | | | | | | | | | | | | | | | | | | | | | | | | | | | | | | | | | | | | | | | | | | | | | | | | |
| Batten | 24 | 4-13 | 1-1 | 3 | 1 | 11 | | | | | | | | | | | | | | | | | | | | | | | | | | | | | | | | | | | | | | | | | | | | | | | | | | | | | | | | | | | | | | | | | | | | | | | | | | | | | | | | | | | | | | | | | | | | | | | | | | | | | | | | | | | | | | | | | | | | | | | | | | | | | | | | | | | | | | | | | | | | | | | | | | | | | | | | | | | | | | | | | | | | | | | | | | | | | | | | | | | | | | | | | | | | | | | | | | | | | | | | | | | | | | | | | | | | | | | | | | | | | | | | | | | | | | | | | | | | | | | | | | | | | | | | | | | | | | | | | | | | | | | | | | | | | | | | | | | | | | | | | | | | | | | | | | | | | | | | | | | | | | | | | | | | | | | | | | | | | | | | | | | | | | | | | | | | | | | | | | | | | | | | | | | |
| Ross | 19 | 5-9 | 0-0 | 6 | 0 | 4 | | | | | | | | | | | | | | | | | | | | | | | | | | | | | | | | | | | | | | | | | | | | | | | | | | | | | | | | | | | | | | | | | | | | | | | | | | | | | | | | | | | | | | | | | | | | | | | | | | | | | | | | | | | | | | | | | | | | | | | | | | | | | | | | | | | | | | | | | | | | | | | | | | | | | | | | | | | | | | | | | | | | | | | | | | | | | | | | | | | | | | | | | | | | | | | | | | | | | | | | | | | | | | | | | | | | | | | | | | | | | | | | | | | | | | | | | | | | | | | | | | | | | | | | | | | | | | | | | | | | | | | | | | | | | | | | | | | | | | | | | | | | | | | | | | | | | | | | | | | | | | | | | | | | | | | | | | | | | | | | | | | | | | | | | | | | | | | | | | | | | | | | | | | |
| Larsen | 13 | 0-2 | 0-0 | 2 | 0 | 0 | | | | | | | | | | | | | | | | | | | | | | | | | | | | | | | | | | | | | | | | | | | | | | | | | | | | | | | | | | | | | | | | | | | | | | | | | | | | | | | | | | | | | | | | | | | | | | | | | | | | | | | | | | | | | | | | | | | | | | | | | | | | | | | | | | | | | | | | | | | | | | | | | | | | | | | | | | | | | | | | | | | | | | | | | | | | | | | | | | | | | | | | | | | | | | | | | | | | | | | | | | | | | | | | | | | | | | | | | | | | | | | | | | | | | | | | | | | | | | | | | | | | | | | | | | | | | | | | | | | | | | | | | | | | | | | | | | | | | | | | | | | | | | | | | | | | | | | | | | | | | | | | | | | | | | | | | | | | | | | | | | | | | | | | | | | | | | | | | | | | | | | | | | | |
| Team | | | | | | | | | | | | | | | | | | | | | | | | | | | | | | | | | | | | | | | | | | | | | | | | | | | | | | | | | | | | | | | | | | | | | | | | | | | | | | | | | | | | | | | | | | | | | | | | | | | | | | | | | | | | | | | | | | | | | | | | | | | | | | | | | | | | | | | | | | | | | | | | | | | | | | | | | | | | | | | | | | | | | | | | | | | | | | | | | | | | | | | | | | | | | | | | | | | | | | | | | | | | | | | | | | | | | | | | | | | | | | | | | | | | | | | | | | | | | | | | | | | | | | | | | | | | | | | | | | | | | | | | | | | | | | | | | | | | | | | | | | | | | | | | | | | | | | | | | | | | | | | | | | | | | | | | | | | | | | | | | | | | | | | | | | | | | | | | | | | | | | | | | | | | | | | | | |
| Totals | 200 | 23-65 | 19-26 | 43 | 11 | 70 | | | | | | | | | | | | | | | | | | | | | | | | | | | | | | | | | | | | | | | | | | | | | | | | | | | | | | | | | | | | | | | | | | | | | | | | | | | | | | | | | | | | | | | | | | | | | | | | | | | | | | | | | | | | | | | | | | | | | | | | | | | | | | | | | | | | | | | | | | | | | | | | | | | | | | | | | | | | | | | | | | | | | | | | | | | | | | | | | | | | | | | | | | | | | | | | | | | | | | | | | | | | | | | | | | | | | | | | | | | | | | | | | | | | | | | | | | | | | | | | | | | | | | | | | | | | | | | | | | | | | | | | | | | | | | | | | | | | | | | | | | | | | | | | | | | | | | | | | | | | | | | | | | | | | | | | | | | | | | | | | | | | | | | | | | | | | | | | | | | | | | | | | | | |
| Holy Cross 22 24 46 ODU 18 27 45 ATT: 7,283 Officials: Porterfield, Williams, Goble | Morgan State 27 34 61 ODU 28 44 72 ATT: 6,993 Officials: Potter, Smith, Dorsey | UTSA 40 39 79 ODU 37 33 70 ATT: 6,233 Officials: Jones, Raspo, Terry | OLD DOMINION 30 25 55 CSU 25 42 67 ATT: 1,289 Officials: Bostic, Dawkins, Humes | | | | | | | | | | | | | | | | | | | | | | | | | | | | | | | | | | | | | | | | | | | | | | | | | | | | | | | | | | | | | | | | | | | | | | | | | | | | | | | | | | | | | | | | | | | | | | | | | | | | | | | | | | | | | | | | | | | | | | | | | | | | | | | | | | | | | | | | | | | | | | | | | | | | | | | | | | | | | | | | | | | | | | | | | | | | | | | | | | | | | | | | | | | | | | | | | | | | | | | | | | | | | | | | | | | | | | | | | | | | | | | | | | | | | | | | | | | | | | | | | | | | | | | | | | | | | | | | | | | | | | | | | | | | | | | | | | | | | | | | | | | | | | | | | | | | | | | | | | | | | | | | | | | | | | | | | | | | | | | | | | | | | | | | | | | | | | | | | | | | | | | | | | | | | | |

MEDIA SUPPLEMENT

OLD DOMINION MONARCHS OLD DOMINION Combined Team Statistics (as of Nov 17, 2012) All games

| RECORD: | OVERALL | HOME | AWAY | NEUTRAL |
|----------------|---------|------|------|---------|
| ALL GAMES | 1-3 | 1-2 | 0-1 | 0-0 |
| CONFERENCE | 0-0 | 0-0 | 0-0 | 0-0 |
| NON-CONFERENCE | 1-3 | 1-2 | 0-1 | 0-0 |

| # | Player | gp-gs | min | avg | Total | | 3-Point | | F-Throw | | Rebounds | | | | pf | dq | a | to | blk | stl | pts | avg |
|----------------|------------------|-------|-----|------|--------|------|---------|------|---------|-------|----------|-----|-----|------|----|----|----|----|-----|-----|-----|------|
| | | | | | fg-fga | fg% | 3fg-fga | 3fg% | ft-fa | ft% | off | def | tot | avg | | | | | | | | |
| 03 | Palmore, Keenan | 4-3 | 109 | 27.3 | 12-25 | .480 | 0-0 | .000 | 15-19 | .789 | 12 | 14 | 26 | 6.5 | 13 | 0 | 13 | 8 | 0 | 8 | 39 | 9.8 |
| 11 | Painter, DeShawn | 4-3 | 100 | 25.0 | 15-36 | .417 | 0-1 | .000 | 7-11 | .636 | 10 | 11 | 21 | 5.3 | 11 | 0 | 2 | 9 | 3 | 0 | 37 | 9.3 |
| 04 | Batten, Dimitri | 4-1 | 92 | 23.0 | 12-35 | .343 | 3-17 | .176 | 9-15 | .600 | 1 | 17 | 18 | 4.5 | 9 | 0 | 3 | 6 | 0 | 3 | 36 | 9.0 |
| 25 | Hill, Donte | 4-4 | 118 | 29.5 | 7-27 | .259 | 1-7 | .143 | 19-29 | .655 | 5 | 10 | 15 | 3.8 | 12 | 1 | 5 | 8 | 4 | 7 | 34 | 8.5 |
| 02 | Bacote, Aaron | 4-2 | 94 | 23.5 | 11-19 | .579 | 4-10 | .400 | 6-12 | .500 | 3 | 4 | 7 | 1.8 | 7 | 0 | 8 | 9 | 0 | 2 | 32 | 8.0 |
| 23 | Ross, Richard | 4-1 | 69 | 17.3 | 12-21 | .571 | 0-0 | .000 | 1-1 | 1.000 | 8 | 10 | 18 | 4.5 | 7 | 0 | 1 | 7 | 2 | 1 | 25 | 6.3 |
| 01 | Wright, Nick | 4-4 | 116 | 29.0 | 6-25 | .240 | 2-11 | .182 | 9-11 | .818 | 4 | 19 | 23 | 5.8 | 7 | 0 | 4 | 4 | 5 | 2 | 23 | 5.8 |
| 15 | Clark, Deion | 4-1 | 57 | 14.3 | 4-12 | .333 | 0-7 | .000 | 2-2 | 1.000 | 3 | 4 | 7 | 1.8 | 5 | 0 | 6 | 3 | 1 | 0 | 10 | 2.5 |
| 40 | Larsen, Anton | 4-1 | 45 | 11.3 | 3-10 | .300 | 0-3 | .000 | 0-0 | .000 | 1 | 7 | 8 | 2.0 | 5 | 0 | 0 | 2 | 2 | 0 | 6 | 1.5 |
| Team | | | | | | | | | | | 9 | 8 | 17 | | | | 3 | | | | | |
| Total..... | | 4 | 800 | | 82-210 | .390 | 10-56 | .179 | 68-100 | .680 | 56 | 104 | 160 | 40.0 | 76 | 1 | 42 | 59 | 17 | 23 | 242 | 60.5 |
| Opponents..... | | 4 | 800 | | 92-221 | .416 | 29-85 | .341 | 40-69 | .580 | 43 | 85 | 128 | 32.0 | 81 | - | 54 | 54 | 12 | 17 | 253 | 63.2 |

| TEAM STATISTICS | ODU | OPP | Date | Opponent | Score | Att. |
|------------------------|--------|--------|---------------------|--------------------|---------|------|
| SCORING | 242 | 253 | 11-9-12 | HOLY CROSS | L 45-46 | 7283 |
| Points per game | 60.5 | 63.2 | 11-10-12 | MORGAN STATE | W 72-61 | 6993 |
| Scoring margin | -2.7 | - | 11-11-12 | UTSA | L 70-79 | 6233 |
| FIELD GOALS-ATT | 82-210 | 92-221 | 11/17/12 | at Cleveland State | L 55-67 | 1289 |
| Field goal pct | .390 | .416 | * - Conference game | | | |
| 3 POINT FG-ATT | 10-56 | 29-85 | | | | |
| 3-point FG pct | .179 | .341 | | | | |
| 3-pt FG made per game | 2.5 | 7.3 | | | | |
| FREE THROWS-ATT | 68-100 | 40-69 | | | | |
| Free throw pct | .680 | .580 | | | | |
| F-Throws made per game | 17.0 | 10.0 | | | | |
| REBOUNDS | 160 | 128 | | | | |
| Rebounds per game | 40.0 | 32.0 | | | | |
| Rebounding margin | +8.0 | - | | | | |
| ASSISTS | 42 | 54 | | | | |
| Assists per game | 10.5 | 13.5 | | | | |
| TURNOVERS | 59 | 54 | | | | |
| Turnovers per game | 14.8 | 13.5 | | | | |
| Turnover margin | -1.2 | - | | | | |
| Assist/turnover ratio | 0.7 | 1.0 | | | | |
| STEALS | 23 | 17 | | | | |
| Steals per game | 5.8 | 4.3 | | | | |
| BLOCKS | 17 | 12 | | | | |
| Blocks per game | 4.3 | 3.0 | | | | |
| ATTENDANCE | 20509 | 1289 | | | | |
| Home games-Avg/Game | 3-6836 | 1-1289 | | | | |
| Neutral site-Avg/Game | - | 0-0 | | | | |

| Score by Periods | 1st | 2nd | Totals |
|------------------|-----|-----|--------|
| OLD DOMINION | 113 | 129 | 242 |
| Opponents | 114 | 139 | 253 |