



CHARLOTTE

2019-20 WOMEN'S BASKETBALL

VS. (--/RV) OLD DOMINION (FEB. 20, 2020)

17-7
OVERALL RECORD

8-5
C-USA RECORD

HEAD COACH
CARA CONSUEGRA

CAREER RECORD
161-111



VS.



22-3
OVERALL RECORD

12-1
C-USA RECORD

HEAD COACH
NIKKI MCCRAY

CAREER RECORD
51-37

SCHEDULE

H: 9-2 | A: 6-3 | N: 2-0

DATE	OPPONENT	TV	TIME/RESULT
Oct. 28	William Peace (exh.)		W, 103-46
Nov. 5	Gardner-Webb	UNC Charlotte TV	W, 74-49
Nov. 9	Richmond	CUSA.tv	W, 78-59
Nov. 15	at Wake Forest		W, 77-65
Nov. 17	at ECU		W, 59-47
Nov. 24	Fordham	CUSA.tv	L, 51-76
Nov. 27	vs. Boston College#	FloHoops	W, 84-68
Nov. 29	vs. Tulane#	FloHoops	W, 60-56
Dec. 4	at No. 15/14 Kentucky	SEC Network+	L, 39-86
Dec. 17	Delaware	UNC Charlotte TV	W, 61-57
Dec. 21	at Davidson	ESPN+	W, 75-64
Dec. 28	Maryland-Eastern Shore	CUSA.tv	W, 64-44
Jan. 2	at UAB*	CUSA.tv	W, 83-75
Jan. 4	at Middle Tennessee*	CUSA.tv	L, 59-83
Jan. 11	at Old Dominion*	CUSA.tv	L, 54-57
Jan. 16	Marshall*	CUSA.tv	W, 52-46
Jan. 18	WKU*	ESPN+	L, 56-60
Jan. 23	at Florida Atlantic*	CUSA.tv	L, 44-65
Jan. 25	at FIU*	CUSA.tv	W, 64-50
Jan. 30	Louisiana Tech*	CUSA.tv	W, 55-37
Feb. 1	Southern Miss*	CUSA.tv	W, 63-59
Feb. 6	at UTEP*	ESPN+	L, 76-82 (OT)
Feb. 8	at UTSA*	CUSA.tv	W, 67-47
Feb. 13	North Texas*	CUSA.tv	W, 72-59
Feb. 15	Rice*	ESPN+	W, 62-51
Feb. 20	(--/RV) Old Dominion*	CUSA.tv	7 p.m.
Feb. 22	at Southern Miss*	CUSA.tv	5 p.m.
Feb. 29	FIU*	CUSA.tv	4 p.m.
March 5	at WKU*	CUSA.tv	7 p.m.
March 7	Middle Tennessee*	CUSA.tv	4 p.m.
March 11-14	Conference USA Championships (Frisco, Texas)		TBA

- Puerto Rico Clasico (San Juan, Puerto Rico)
* - Conference USA game
Home games in **bold** played inside Halton Arena
All times Eastern and subject to change

NINER NUGGETS

- ▶ A season-best three-game homestand comes to a close for the Niners Thursday evening as they play host to (--/RV) Old Dominion, ending a two-week stay inside Halton Arena.
- ▶ The 49ers enter the contest having won their last four home games, improving to 9-2 this season overall and 5-1 in league play on their own hardwood.
- ▶ One more victory would give the program double-digit home triumphs for the second-straight campaign and seventh time in head coach Cara Consuegra's nine years.
- ▶ Last season's 13-2 home ledger was the second highest single-season wins total under Consuegra, trailing only the 14-4 mark in 2012-13, her second year.
- ▶ Charlotte is coming off a 62-51 Saturday victory over Rice during its annual #Play4Kay contest, overturning the co-league leader in the conference standings.
- ▶ A crowd of 1,010 was in attendance to witness the Niners' triumph, the second-largest number inside Halton Arena, this year.
- ▶ The only other game which saw a greater turnout was Education Day against Delaware, Dec. 17, in which 8,015 packed the facility for the second-largest announced number for a standalone home women's game in program history.
- ▶ The 49ers topped the Owls behind just one double-figure scorer, junior Octavia Jett-Wilson, who poured in a game-best 15 points including two 3-pointers which matched Rice's team total.
- ▶ A key to the triumph was the Charlotte defense, which held the Owls to just 28.9 percent (13-of-45) from the field, including 5-of-25 (20.0 percent) in the opening 20 minutes.
- ▶ Rice's 17 points in the first half were its lowest this season and also the fewest the Niners had allowed during the first 20 minutes of action in any game, this year.
- ▶ Charlotte forced the Owls into six shot clock violations, which matched the entire season total for 49ers' opponents leading into the contest.
- ▶ During the current Niners' stretch of winning six of their last seven games, only one opponent -- at UTEP, Feb. 6, in the lone loss -- has scored more than 60 points.
- ▶ Those most recent seven opponents are averaging just 55.0 points per game. Take out the 82 registered by the Miners and that average drops to only 50.5 points per game.



TONIGHT'S GAME INFO

Matchup: Old Dominion (22-3, 12-1) at Charlotte (17-7, 8-5)
Game Number: 25
Date: Feb. 20, 2020
Time: 7 p.m.
Location: Halton Arena (Charlotte, N.C.) | 9,105
Radio: 730 The Game ESPN Charlotte
Web stream/TV: CUSA.tv
Live stats: charlotte49ers.com/sidearmstats/wball/summary
Twitter updates: @CharlotteWBB
Promotion: Free Food Thursday



63.6	POINTS PER GAME	67.0
60.0	SCORING DEFENSE	54.3
+3.6	SCORING MARGIN	+12.7
39.5	REBOUNDS PER GAME	41.9
+4.6	REBOUNDING MARGIN	+6.1
12.5	ASSISTS PER GAME	11.5
3.8	BLOCKS PER GAME	3.9
7.0	STEALS PER GAME	8.1
41.4	FIELD GOAL PCT.	41.2
30.1	3-PT. FIELD GOAL PCT.	32.1
65.1	FREE THROW PCT.	61.6
0.8	ASSIST-TO-TURN. RATIO	0.8

MEDIA RELATIONS

Travis Woods
704.687.1838 (office)
www.Charlotte49ers.com

travis.woods@uncc.edu
704.773.4085 (cell)
@Charlotte49ers

STAT LEADERS (PER GAME AVERAGES)

POINTS	REBOUNDS	ASSISTS	BLOCKS	STEALS
 JADE PHILLIPS 15.2	 JADE PHILLIPS 9.4	 JADA McMILLIAN 3.4	 J. HARRIS/D. PEARSON 0.7	 JADE PHILLIPS 1.4



#1 CHRISTIAN HITHE

MPG	PPG	RPG	APG	BPG	SPG
25.8	8.4	3.5	2.5	0.2	1.0



#2 CALI KONEK

MPG	PPG	RPG	APG	BPG	SPG
8.1	2.2	0.3	0.2	0.0	0.0




#3 MARIAH LINNEY

MPG	PPG	RPG	APG	BPG	SPG
32.0	9.7	3.3	2.8	0.4	1.2



#5 JADE PHILLIPS

MPG	PPG	RPG	APG	BPG	SPG
31.0	15.2	9.4	1.7	0.5	1.4



#10 DAZIA LAWRENCE

MPG	PPG	RPG	APG	BPG	SPG
0.0	0.0	0.0	0.0	0.0	0.0




#11 RINNAH GREEN

MPG	PPG	RPG	APG	BPG	SPG
4.5	0.7	0.5	0.2	0.0	0.3



#13 OCTAVIA JETT-WILSON

MPG	PPG	RPG	APG	BPG	SPG
23.7	8.3	3.0	1.1	0.3	0.7



#14 MADDIE MOORE

MPG	PPG	RPG	APG	BPG	SPG
9.6	2.2	1.9	0.3	0.2	0.3




#15 JADA MCMILLIAN

MPG	PPG	RPG	APG	BPG	SPG
28.4	5.6	2.7	3.4	0.3	1.0



#20 SIERRA MCCULLOUGH

MPG	PPG	RPG	APG	BPG	SPG
6.5	1.5	1.8	0.2	0.1	0.3




#22 LAUREN HARLEY

MPG	PPG	RPG	APG	BPG	SPG
13.7	2.7	3.0	0.7	0.5	0.8




#34 DARA PEARSON

MPG	PPG	RPG	APG	BPG	SPG
16.0	3.2	3.7	0.2	0.7	0.5



#40 JAZMIN HARRIS

MPG	PPG	RPG	APG	BPG	SPG
15.3	7.3	4.9	0.1	0.7	0.1



#44 ANGEL MIDDLETON

MPG	PPG	RPG	APG	BPG	SPG
6.2	1.4	1.9	0.0	0.3	0.0

49ers' Record When...

	2011	2012	2013	2014	2015	2016	2017	2018	2019	Under
	-12	-13	-14	-15	-16	-17	-18	-19	-20	Consuegra
Overall	16-14	26-6	15-16	15-17	19-12	21-10	14-16	18-13	17-7	161-111
at Home	10-4	14-4	10-4	8-6	12-3	10-4	9-4	13-2	9-2	97-33
on the Road	5-7	11-0	5-10	6-7	6-8	10-3	5-9	3-10	6-5	57-59
at Neutral Sites	1-3	1-2	0-2	1-4	1-1	1-3	0-3	2-1	2-0	9-19
Overall vs. Conference	8-7	13-2	9-8	11-9	12-7	13-7	10-7	10-8	8-5	94-60
vs. Conference at Home	5-2	6-1	6-2	5-4	8-1	5-4	5-2	7-1	5-1	53-18
vs. Conference on the Road	3-4	7-0	3-5	5-4	4-5	7-2	4-4	2-6	3-4	38-34
vs. Conference at Neutral Sites	0-1	0-1	0-1	1-1	0-1	1-1	0-1	1-1	0-0	3-8
vs. Conference in Tournament	0-1	0-1	0-1	1-1	0-1	1-1	0-1	1-1	0-0	3-8
After a Loss	5-8	6-0	11-5	8-9	8-4	6-4	8-8	6-7	6-2	64-47
In Overtime	1-1	0-0	0-1	0-0	0-1	1-0	1-0	1-0	0-1	4-4
1-3 Pt. Margin	2-3	1-3	2-6	2-4	2-3	0-5	2-7	3-1	0-1	14-33
4-5 Pt. Margin	1-2	2-1	3-1	0-0	2-1	2-0	1-1	2-2	3-1	16-9
6-10 Pt. Margin	3-5	7-1	3-5	2-8	6-4	4-1	5-2	5-4	2-1	37-31
11-20 Pt. Margin	3-1	13-1	3-2	7-2	6-4	13-2	4-4	5-4	11-0	65-20
20+ Pt. Margin	7-3	3-0	4-2	4-3	3-0	2-2	2-2	3-2	1-4	29-18
Leading at end of 1st quarter	---	---	---	---	13-3	15-4	8-10	11-4	9-2	56-23
Tied at end of 1st quarter	---	---	---	---	2-2	1-0	2-1	1-1	1-0	7-4
Trailing at end of 1st quarter	---	---	---	---	4-7	5-6	4-5	6-8	7-5	26-31
Leading at the Half	14-5	21-2	13-6	10-4	16-3	18-2	10-7	13-2	13-1	128-32
Tied at the Half	1-0	1-0	0-0	0-0	1-0	0-1	0-0	2-2	0-0	5-3
Trailing at the Half	1-9	4-4	2-10	5-13	2-9	3-7	4-9	3-9	4-6	28-77
Leading at end of 3rd quarter	---	---	---	---	18-3	18-2	11-4	13-1	16-1	76-11
Tied at end of 3rd quarter	---	---	---	---	0-0	2-0	0-2	2-1	0-0	4-3
Trailing at end of 3rd quarter	---	---	---	---	1-9	1-8	3-10	3-11	1-6	9-44
Leading at 5 min. mark	15-4	25-2	14-3	14-0	19-1	19-2	11-4	14-2	17-1	148-19
Trailing at 5 min. mark	0-10	1-4	0-12	1-16	0-11	1-7	3-11	4-11	0-6	10-88
Shooting 50% or better	6-1	5-0	3-0	6-0	7-1	5-2	3-1	3-0	6-0	46-5
Shooting less than 50%	10-7	21-6	12-16	9-17	12-11	16-8	11-15	14-13	11-7	116-100
Shoots better than opponent	14-3	23-1	14-2	15-0	17-5	19-2	11-5	15-4	16-2	144-24
Opp. Shoots 50% or better	0-2	0-0	0-1	0-3	0-3	0-2	0-2	0-1	0-2	0-16
Opp. Shoots less than 50%	16-12	26-6	15-15	15-14	19-9	21-8	14-14	18-12	17-5	161-95
Outrebound Opponent	14-7	23-4	11-10	8-9	12-2	11-1	11-9	13-5	12-2	114-49
Opponent Outrebound	1-7	2-2	4-6	7-8	7-9	9-8	3-7	5-8	3-4	41-59
Rebounds are tied	1-0	1-0	0-0	0-0	0-1	1-1	0-0	0-0	2-1	5-3
Shoots 70% or Better FT	7-6	11-3	10-12	8-8	10-9	10-6	9-6	8-5	8-1	81-56
Shoots more FT than Opp.	14-5	17-2	11-4	7-8	15-4	12-2	13-9	12-3	11-2	112-39
Opp. Shoots more FT	2-8	8-4	4-12	6-7	4-7	9-6	1-7	6-10	6-5	46-66
Shoots 40% or Better 3FG	9-3	9-0	3-5	5-1	7-1	6-1	0-4	5-3	5-1	50-20
More Turnovers than opponent	9-13	12-5	11-11	3-8	11-6	5-4	5-12	9-8	6-5	71-72
Less Turnovers than opponent	4-1	12-0	4-5	10-6	6-6	15-6	6-3	8-3	9-1	74-31
Turnovers are tied	3-0	2-1	0-0	2-3	2-0	1-0	3-1	1-2	2-1	16-8
Scores less than 60 pts.	2-5	4-3	1-5	0-8	0-3	0-4	2-7	3-9	3-6	15-50
Scores 60-69 pts.	5-5	11-3	5-7	5-7	6-4	5-2	5-6	10-4	7-0	59-38
Scores 70-79 pts.	5-4	8-0	4-3	6-2	3-2	9-2	2-3	3-0	5-1	45-17
Scores 80-89 pts.	4-0	3-0	4-1	4-0	8-2	4-2	5-0	2-0	2-0	36-5
Scores 90-99 pts.	0-0	0-0	1-0	0-0	2-1	2-0	0-0	0-0	0-0	5-1
Scores more than 100 pts.	0-0	0-0	0-0	0-0	0-0	1-0	0-0	0-0	0-0	1-0
On Mondays	0-1	0-0	0-0	0-2	0-1	0-0	0-1	0-0	0-0	0-5
On Tuesdays	2-0	1-0	1-1	0-1	1-1	1-0	0-0	1-0	2-0	9-3
On Wednesdays	6-3	8-1	3-6	1-0	1-0	2-1	0-1	1-1	1-1	23-14
On Thursdays	0-2	3-0	1-0	3-9	7-4	5-4	5-6	4-5	4-2	32-32
On Fridays	2-2	1-0	2-1	1-2	1-0	2-1	2-1	2-0	2-0	15-7
On Saturdays	4-4	3-3	7-5	8-2	6-4	6-3	5-4	8-5	7-3	54-33
On Sundays	2-2	10-2	1-3	2-1	3-2	5-1	2-3	2-2	1-1	28-17
In November	5-2	4-1	3-4	1-5	4-2	3-3	2-5	4-1	6-1	32-24
In December	2-4	5-2	2-3	3-3	3-2	6-0	2-4	4-3	3-1	30-22
In January	6-2	6-1	5-2	4-5	5-4	6-2	3-4	4-5	4-4	43-29
In February	3-4	8-0	3-4	5-2	5-2	3-4	5-2	3-2	4-1	39-21
In March	0-2	3-2	2-3	2-2	2-2	3-1	2-1	3-2	0-0	17-15

Miscellaneous

Current Streak	Won 3
Home Court Streak	Won 4
Home Court Conference Streak	Won 4
Road Court Streak	Won 1
Neutral Court Streak	Won 2
Consecutive Games with a 3-Pointer	67
last without:	Jan. 20, 2018, vs. Rice

NATIONAL RANKINGS

ASSOCIATED PRESS (WEEK 16)

RANK	SCHOOL	RECORD	PTS.	PREVIOUS
1	South Carolina (27)	24-1	747	1
2	Baylor (2)	23-1	713	2
3	Oregon (1)	24-2	700	3
4	Stanford	23-3	620	8
5	Louisville	23-3	611	9
6	Connecticut	21-3	605	5
7	Maryland	22-4	557	10
8	UCLA	21-3	554	7
9	Mississippi State	22-4	516	6
10	North Carolina State	22-3	481	4
11	Arizona	21-4	460	12
12	DePaul	24-3	413	13
13	Gonzaga	25-2	337	15
14	Kentucky	19-5	320	18
15	Oregon State	19-6	311	11
16	Texas A&M	20-5	307	16
17	Florida State	20-5	269	14
18	Northwestern	22-3	263	19
19	Iowa	21-5	203	17
20	South Dakota	24-2	167	21
21	Arizona State	18-8	143	22
22	Arkansas	20-5	128	23
23	Missouri State	21-3	122	24
24	Indiana	20-7	87	20
25	Princeton	19-1	52	NR

Others receiving votes: TCU 30, FGCU 15, LSU 6, Tennessee 5, Stony Brook 3, Central Michigan 3, Fresno State 2

USA TODAY COACHES (WEEK 16)

RANK	SCHOOL	RECORD	PTS.	PREVIOUS
1	South Carolina (20)	25-1	761	1
2	Baylor (8)	23-1	746	2
3	Oregon (3)	24-2	725	3
4	Stanford	23-3	653	7
5	Connecticut	21-3	650	6
6	Louisville	23-3	611	9
7	UCLA	22-3	572	8
8	Maryland	22-4	537	10
9	Mississippi State	22-4	515	5
10	North Carolina State	22-3	500	4
11	Arizona	21-4	462	12
12	DePaul	24-3	428	13
13	Gonzaga	25-2	365	15
14	Oregon State	19-7	318	11
15	South Dakota	24-2	305	16
16	Kentucky	19-5	288	19
17	Texas A&M	20-5	259	18
18	Florida State	20-5	258	14
	Missouri State	21-3	258	17
20	Northwestern	22-3	219	21
21	Iowa	21-5	141	20
22	FGCU	26-2	140	22
23	Princeton	19-1	117	25
24	Arizona State	18-8	95	24
25	Arkansas	20-5	74	NR

Others receiving votes: Indiana 36, TCU 11, Stony Brook 10, Old Dominion 7, Central Michigan 6, LSU 4, Ohio State 1, Fresno State 1, Tennessee 1, Troy 1

LEADS AND SPECIALTY STATS

Date	Opponent	Score	Biggest Lead		Ties	Lead Changes	Paint		Off TOs		2nd Chance		Fast Break	
Nov. 5	Gardner-Webb	W, 74-49	25	0	0	0	42	18	10	12	8	5	12	9
Nov. 9	Richmond	W, 78-59	21	3	0	1	48	24	28	13	17	14	12	3
Nov. 15	at Wake Forest	W, 77-65	18	10	3	9	22	24	11	10	11	10	11	4
Nov. 17	at ECU	W, 59-47	12	3	4	10	22	12	13	14	12	5	9	4
Nov. 24	Fordham	L, 51-76	0	26	0	0	18	14	9	2	18	14	4	4
Nov. 27	vs. Boston College	W, 84-68	17	2	5	4	28	42	24	14	22	10	4	2
Nov. 29	vs. Tulane	W, 60-56	11	1	1	2	22	8	12	4	11	11	10	5
Dec. 4	at Kentucky	L, 39-86	0	47	0	0	24	24	8	26	3	11	8	6
Dec. 17	Delaware	W, 61-57	5	11	2	1	26	30	8	13	13	18	12	6
Dec. 21	at Davidson	W, 75-64	13	5	6	4	36	38	15	16	11	15	6	6
Dec. 28	Maryland-Eastern Shore	W, 64-44	23	4	6	5	20	14	18	4	8	7	6	0
Jan. 2	at UAB*	W, 83-75	8	8	8	7	28	40	12	8	16	17	2	0
Jan. 4	at Middle Tennessee*	L, 59-83	0	26	0	0	28	42	2	23	13	16	6	17
Jan. 11	at Old Dominion*	L, 54-57	9	3	5	13	24	32	7	16	0	10	12	4
Jan. 16	Marshall*	W, 52-46	9	3	3	5	26	16	12	4	16	10	6	4
Jan. 18	WKU*	L, 56-60	3	10	5	14	32	36	10	17	10	12	8	9
Jan. 23	at Florida Atlantic*	L, 44-65	2	28	1	1	10	26	15	21	7	6	0	0
Jan. 25	at FIU*	W, 64-50	17	3	3	3	28	14	24	10	8	10	11	6
Jan. 30	Louisiana Tech*	W, 55-37	20	3	2	2	40	22	20	8	20	2	8	5
Feb. 1	Southern Miss*	W, 63-59	8	5	6	6	28	26	17	13	16	5	5	12
Feb. 6	at UTEP*	L, 76-82 (OT)	4	17	3	2	20	36	11	22	18	17	9	8
Feb. 8	at UTSA*	W, 67-47	20	0	0	0	32	14	19	14	12	2	15	5
Feb. 13	North Texas*	W, 72-59	22	0	2	0	38	24	14	21	5	9	10	6
Feb. 15	Rice*	W, 62-51	18	2	4	6	22	20	16	13	6	7	5	4
Feb. 20	Old Dominion*													
Feb. 22	at Southern Miss*													
Feb. 29	FIU*													
March 5	at WKU*													
March 7	Middle Tennessee*													

CHARLOTTE

MISCELLANEOUS (REFLECT ONLY TIME AT CHARLOTTE)

Career Games Played/Started	GP	GS	Double-Doubles	2019-20	Career
Rinnah Green	19	0	Jade Phillips	9	17
Lauren Harley	97	11	Dara Pearson	0	6
Jazmin Harris	53	25	Double-Figure Scoring Games	2019-20	Career
Christian Hithe	47	18	Jade Phillips	19	36
Octavia Jett-Wilson	84	65	Mariah Linney	11	34
Cali Konek	21	0	Octavia Jett-Wilson	8	34
Dazia Lawrence	0	0	Christian Hithe	7	10
Mariah Linney	85	48	Jazmin Harris	6	15
Sierra McCullough	15	0	Jada McMillian	4	5
Jada McMillian	55	29	Dara Pearson	2	10
Angel Middleton	10	0	Lauren Harley	1	2
Maddie Moore	40	1	Cali Konek	1	1
Dara Pearson	93	55	Dara Pearson	0	1
Jade Phillips	54	54	Double-Figure Rebounding Games	2019-20	Career
Games Started Streaks	CURRENT	LONG	Jade Phillips	9	17
Rinnah Green	0	0	Dara Pearson	1	15
Lauren Harley	0	8	Jada McMillian	1	1
Jazmin Harris	0	10	Jazmin Harris	0	2
Christian Hithe	0	18	Lauren Harley	0	1
Octavia Jett-Wilson	6	32	Octavia Jett-Wilson	0	1
Cali Konek	0	0	2019-20 Miscellaneous Stats	CLT	OPP
Dazia Lawrence	0	0	3-Second Violations	4	6
Mariah Linney	47	47	5-Second Violations	1	2
Sierra McCullough	0	0	10-Second Violations	2	0
Jada McMillian	27	27	Backcourt Violations	4	1
Angel Middleton	0	0	Lane Violations	2	1
Maddie Moore	0	1	Shot Clock Violations	18	12
Dara Pearson	24	28	4-Point Plays	0	1
Jade Phillips	44	44	Opening Tips Controlled	12	12
Record by Starting Lineup	Overall	C-USA	Technical Fouls (players)	0	1
Hithe, Linney, Phillips, McMillian, Pearson	12-6	3-4	Technical Fouls (bench)	0	0
Linney, Phillips, Jett-Wilson, McMillian, Pearson	5-1	5-1			

OPPONENT SERIES INFO
Overall Old Dominion, 15-10
Last Meeting Jan. 11, 2020
Old Dominion, 54-51
Current Streak Old Dominion, 1
Consuegra vs. 7-6



For full series information, turn to page 102 in this year's media guide

Charlotte In-Season Tournament History

H&R Block Thanksgiving Tripleheader (Elon, N.C.)

N24, 78	at Elon	W, 86-75
N25, 78	vs. North Carolina State	L, 43-112

Sun Belt Invitational (Charlotte, N.C.)

F9, 79	Georgia State	W, 71-65
F10, 79	UAB	W, 62-61

Sun Belt Invitational (Atlanta, Ga.)

F7, 80	vs. South Alabama	W, 82-77
F8, 80	at Georgia State	L, 78-98
F9, 80	vs. USF	W, 94-79

H&R Block Tipoff (Greensboro, N.C.)

N24, 80	at North Carolina A&T	L, 58-78
N25, 80	vs. Appalachian State	W, 86-68

USF Christmas Invitational (Tampa, Fla.)

D18, 80	vs. Denver	W, 69-53
D19, 80	vs. Dartmouth	W, 76-63
D20, 80	at USF	W, 94-59

Winthrop Invitational (Rock Hill, S.C.)

F5, 81	at Winthrop	W, 60-52
F6, 81	vs. College of Charleston	L, 59-78
F7, 81	vs. Western Carolina	L, 77-84

Lady Highlander Invitational (Radford, Va.)

D4, 81	vs. Campbellsville	W, 89-58
D5, 81	at Radford	W, 71-69

Lady Brahm Invitational (Tampa, Fla.)

D17, 81	at USF	W, 56-51
D18, 81	vs. Clemson	L, 61-86

Winthrop Invitational (Rock Hill, S.C.)

F11, 82	vs. Campbell	L, 73-87
F12, 82	vs. Western Carolina	L, 71-77

Lady Eagle Rotary Classic (Jefferson City, Tenn.)

J7, 83	vs. Berry	W, 63-62
J8, 83	vs. Western Carolina	W, 79-66

Winthrop Invitational (Rock Hill, S.C.)

F10, 83	vs. Campbell	W, 64-54
F11, 83	vs. Francis Marion	L, 52-86
F12, 83	at Winthrop	W, 72-66 (OT)

Tennessee Tech Classic (Cookeville, Tenn.)

N25, 83	at Tennessee Tech	L, 66-74
N26, 83	vs. UAB	W, 84-64

Haverty's Christmas Classic (Charlotte, N.C.)

D18, 83	North Carolina A&T	W, 79-39
D19, 83	WKU	W, 79-63

Berry Invitational (Floyd, Ga.)

J6, 84	at Berry	L, 67-70
J7, 84	vs. Shorter	W, 66-48

Dogwood Classic (Fayetteville, N.C.)

N23, 84	vs. North Carolina	L, 44-82
N24, 84	vs. North Carolina State	L, 68-74 (OT)

Investor's Cavalier Classic (Charlottesville, Va.)

D7, 84	vs. Iona	W, 80-74
D8, 84	at Virginia	L, 56-57

Southern Invitational (Atlanta, Ga.)

N29, 85	vs. Southern Miss	L, 63-71
N30, 85	at Georgia State	W, 70-66

Lady Herd Classic (Huntington, W.Va.)

F7, 86	vs. James Madison	L, 57-63
F8, 86	vs. Georgia Southern	W, 66-48

NIU Fastbreak Fest (DeKalb, Ill.)

D5, 87	at Northern Illinois	L, 89-103
D6, 87	vs. Long Beach State	L, 56-94

Lady Mocs Invitational (Chattanooga, Tenn.)

D18, 87	vs. Tennessee Tech	L, 56-60
D19, 87	vs. North Alabama	L, 100-102 (2OT)

Lady Hatter Classic (DeLand, Fla.)

D31, 87	vs. Murray State	L, 71-74
J1, 88	vs. Robert Morris	W, 72-68
J2, 88	vs. DePaul	L, 47-69

Southern Invitational (Atlanta, Ga.)

N25, 88	vs. Florida Atlantic	W, 81-56
N26, 88	at Georgia State	W, 74-61

Lady Pirate Classic (Greenville, N.C.)

D2, 88	at ECU	W, 70-54
D3, 88	vs. VCU	L, 48-60

Tobacco Road Classic (Winston-Salem, N.C.)

J2, 89	vs. Hofstra	W, 75-56
J3, 89	at Wake Forest	L, 48-64
J4, 89	vs. Hartford	W, 75-56

Tallahassee Hilton Classic (Tallahassee, Fla.)

D1, 89	vs. Stetson	W, 92-55
D2, 89	at Florida State	W, 63-50

JMU-Nielsen Classic (Harrisonburg, Va.)

N30, 90	vs. Maine	W, 62-57
D1, 90	at James Madison	W, 52-49

Lady Herd Classic (Huntington, W.Va.)

D7, 90	vs. Shawnee State	W, 79-62
D8, 90	at Marshall	W, 64-63 (OT)

O'Charley's Classic (Nashville, Tenn.)

N22, 91	vs. No. 20 Clemson	L, 54-66
N23, 91	vs. Alabama State	W, 87-63

Amana-Hawkeye Classic (Iowa City, Iowa)

D11, 92	vs. Kentucky	W, 57-54
D12, 92	at No. 5 Iowa	L, 38-60

Take it to the Court Shootout (Hilton Head, S.C.)

D29, 92	vs. No. 5 Virginia	L, 74-77
D30, 92	vs. No. 21 Connecticut	L, 44-54

Lady Blazer Invitational (Birmingham, Ala.)

J2, 93	vs. Mercer	W, 75-57
J3, 93	at UAB	W, 72-63

Felpausch MSU Holiday Classic (East Lansing, Mich.)

D3, 93	vs. Valparaiso	W, 93-88
D4, 93	at Michigan State	W, 58-50

Kitchen's Unlimited Union Planters Bank Lady Tiger Classic (Memphis, Tenn.)

D9, 94	vs. SMU	L, 79-88
D10, 94	vs. Syracuse	W, 68-53

USC Christmas Challenge (Los Angeles, Calif.)

D29, 94	vs. Long Beach State	W, 82-74
D30, 94	at No. 21 Southern California	L, 69-84

UA Sheraton Capstone Inn Classic (Tuscaloosa, Ala.)

N24, 95	vs. Maine	L, 55-72
N25, 95	vs. UCF	L, 69-77

Mister Cookie Face Holiday Classic (Jersey City, N.J.)

D29, 95	vs. Coppin State	W, 63-52
D30, 95	at Saint Peter's	L, 66-71

UCF Holiday Classic (Orlando, Fla.)

D28, 96	vs. Northwestern State	L, 72-84
D29, 96	vs. Providence	L, 63-84
D30, 96	vs. Western Michigan	W, 87-52

Mid-America Classic (Columbia, Mo.)

D5, 97	at Missouri	L, 56-80
D6, 97	vs. New Orleans	L, 82-83

Dead River Company Classic (Orono, Maine)

N27, 98	vs. Mississippi	L, 77-83
N28, 98	vs. St. Bonaventure	L, 52-78

Terrapin Classic (College Park, Md.)

N27, 99	vs. West Virginia	W, 52-50
N28, 99	at Maryland	L, 54-58

Virginia Lottery-Hokie Hardwood Classic (Blacksburg, Va.)

D29, 99	vs. Bowling Green	W, 72-62
D30, 99	at Virginia Tech	L, 61-72

Cox Communications/Lady Rebel Shootout (Las Vegas, Nev.)

N24, 00	vs. St. John's	W, 71-68
N25, 00	at UNLV	L, 55-60

Whataburger Aggie Classic (College Station, Texas)

N24, 01	vs. Jackson State	W, 54-46
N25, 01	at Texas A&M	W, 54-50

Ala Moana Hotel Paradise Classic (Honolulu, Hawai'i)

D17, 01	at Hawai'i	L, 59-82
D18, 01	vs. Tennessee State	W, 56-40

Preseason WNIT (Atlanta, Ga.)

N15, 02	at Georgia Tech	L, 57-67
---------	-----------------	----------

KCRG TV-9 Hawkeye Challenge (Iowa City, Iowa)

N23, 02	vs. Murray State	W, 61-44
N24, 02	at Iowa	L, 70-85

Seton Hall Classic presented by Aeropostale (South Orange, N.J.)

N21, 03	vs. Dartmouth	W, 75-59
N22, 03	at Seton Hall	L, 67-77

Hawk Classic (Philadelphia, Pa.)

D28, 03	vs. George Mason	L, 52-70
D29, 03	vs. Stony Brook	W, 88-77

San Juan Shootout (San Juan, Puerto Rico)

D20, 04	vs. Puerto Rico-Mayaguez	W, 98-43
D21, 04	vs. Northwestern	W, 72-64
D22, 04	vs. Florida State	L, 72-83

State Farm Classic (Gainesville, Fla.)

D29, 04	vs. Florida A&M	W, 78-49
D30, 04	at Florida	L, 72-86

LMU Ayres Hotel Thanksgiving Tournament (Los Angeles, Calif.)

N25, 05	at Loyola Marymount	W, 82-74
N26, 05	vs. UCLA	L, 71-87

Colorado Coors Classic (Boulder, Colo.)

N24, 06	vs. Wyoming	L, 55-77
N25, 06	at Colorado	L, 65-78

Aeropostale/SPC Holiday Classic (Jersey City, N.J.)

D29, 06	vs. Tulsa	W, 85-66
D30, 06	vs. Ball State	L, 72-82

WBCA Classic (University Park, Pa.)

N9, 07	vs. No. 20 Pittsburgh	L, 68-85
N10, 07	at Penn State	L, 67-73
N11, 07	vs. Arizona	L, 77-86 (OT)

SpringHill Suites Holiday Classic (Charlotte, N.C.)

D20, 07	Charleston Southern	W, 84-55
D21, 07	UTA	L, 60-68

Wolfpack Invitational (Raleigh, N.C.)

N15, 08	vs. Southern California	W, 60-62
N16, 08	at North Carolina State	L, 55-62

Hoop for the Cure Classic (Dallas, Texas)

N28, 08	vs. Fresno State	W, 70-69
N29, 08	at SMU	W, 76-74

Junkanoo Jam (Freeport, Bahamas)

N26, 09	vs. South Dakota State	L, 56-60
N27, 09	vs. Indiana	L, 61-72

Hilton Garden Classic (Blacksburg, Va.)

D29, 09	vs. Central Connecticut State	W, 66-51
D30, 09	at Virginia Tech	L, 54-56

Preseason WNIT (Charlotte, N.C./Gainesville, Fla.)

N11, 10	Iona	W, 72-40
N15, 10	at Florida	L, 70-76
N19, 10	at Hampton	W, 64-57

DoubleTree Classic (New Orleans, La.)

D29, 10	vs. Old Dominion	L, 75-81
D30, 10	vs. Nicholls State	W, 80-54

Courtyard LaGuardia Turkey Classic (Brooklyn, N.Y.)

N25, 11	at Long Island	L, 72-81
N26, 11	vs. Florida	L, 73-82

FIU Sun and Fun Classic (Miami, Fla.)

D29, 11	vs. Auburn	L, 58-68
D30, 11	vs. Albany	W, 61-59

GSU Holiday & Hoops Tournament (Atlanta, Ga.)

D29, 12	vs. Toledo	L, 66-76
D30, 12	vs. Mississippi Valley State	W, 63-48

Lady Rebel Round-Up (Las Vegas, Nev.)

N30, 13	vs. Cincinnati	L, 64-71
D1, 13	at UNLV	W, 80-75

Triple Crown Cancun Challenge Mayan Tournament (Riviera Maya, Mexico)

N27, 14	vs. Montana	L, 58-67
N28, 14	vs. Wake Forest	L, 58-65
N29, 14	vs. Princeton	L, 43-73

GSU Thanksgiving Classic (Atlanta, Ga.)

N28, 15	vs. Mercer	W, 72-62
N29, 15	at Georgia State	W, 83-71

Hilton Concord Classic (Moraga, Calif.)

The Last Time ... (Consuegra era ONLY)

CHARLOTTE TEAM MISCELLANEOUS

Received votes in the AP national poll	01.09.17
Received votes in the ESPN/USA Today national poll	n/a
Played a ranked AP national poll opponent	at No. 15 Kentucky, 12.04.19
Played a ranked ESPN/USA Today national poll opponent	at No. 14 Kentucky, 12.04.19

CHARLOTTE TEAM

Shot 60+ percent field goals.....	60.9 (39-of-64) at Davidson, 12.20.15
Shot 55-59 percent field goals	56.1 (32-of-57) vs. UTSA, 02.10.18
Shot 50-54 percent field goals	54.0 (27-of-50) vs. North Texas, 02.13.20

Made 40+ field goals.....	41 vs. Marshall, 01.07.17
Made 35-39 field goals	36 at Marshall, 02.25.17
Made 30-34 field goals	32 at UAB, 01.02.20

Attempted 70+ field goals	74 at Arkansas, 12.07.17
Attempted 65-69 field goals	66 vs. Marshall, 01.16.20
Attempted 60-64 field goals	61 at UTSA, 02.08.20

Shot 60+ percent 3-point field goals.....	69.2 (9-of-13) at UAB, 01.02.20
Shot 55-59 percent 3-point field goals.....	57.1 (12-of-21) vs. UTEP, 01.26.19
Shot 50-54 percent 3-point field goals.....	54.5 (6-of-11) vs. Rice, 02.15.20

Made 15+ 3-point field goals	n/a
Made 10-14 3-point field goals.....	11 at UTEP, 02.06.20
Made 5-9 3-point field goals.....	6 vs. Rice, 02.15.20

Attempted 20+ 3-point field goals.....	24 at UTEP, 02.06.20
Attempted 15-19 3-point field goals	18 vs. WKU, 01.18.20
Attempted 10-14 3-point field goals	11 vs. Rice, 02.15.20

Shot 100 percent free throws.....	100.0 (5-of-5) at Louisiana Tech, 01.12.17
Shot 90-99 percent free throws.....	90.9 (10-of-11) vs. UAB, 02.09.19
Shot 80-89 percent free throws	85.7 (12-of-14) vs. Rice, 02.15.20
Shot 70-79 percent free throws	77.8 (14-of-18) vs. Tulane, 11.29.19

Made 20+ free throws	20 at Davidson, 12.21.19
Made 15-19 free throws.....	16 vs. Maryland-Eastern Shore, 12.28.19
Made 10-14 free throws.....	12 vs. Rice, 02.15.20

Attempted 25+ free throws.....	32 vs. Southern Miss, 02.01.20
Attempted 20-24 free throws	21 vs. North Texas, 02.13.20
Attempted 15-19 free throws	19 at UTEP, 02.06.20

Scored 90+ points.....	101 at FIU, 02.04.17
Scored 80-89 points	83 at UAB, 01.02.20
Scored 70-79 points	72 vs. North Texas, 02.13.20
Scored 65-69 points	67 at UTSA, 02.08.20
Scored 60-64 points	62 vs. Rice, 02.15.20
Scored 45+ points in the first half.....	49 vs. Florida Atlantic, 03.03.18

Grabbed 50+ rebounds.....	52 vs. Tulane, 11.29.19
Grabbed 45-49 rebounds	47 at UTSA, 02.08.20
Grabbed 40-44 rebounds	44 at UTEP, 02.06.20
Grabbed 35-39 rebounds	39 vs. North Texas, 02.13.20

Distributed 15+ assists	16 vs. North Texas, 02.13.20
Distributed 10-14 assists	13 vs. Southern Miss, 02.01.20

Registered 10+ blocks	10 vs. Middle Tennessee, 02.25.18
Registered 5-9 blocks.....	7 vs. Rice, 02.15.20

Swiped 10+ steals	10 vs. Southern Miss, 02.01.20
Swiped 5-9 steals	6 vs. North Texas, 02.13.20

Overcame a halftime deficit to win	18-20 vs. Maryland-Eastern Shore, 12.28.19
Overcame a deficit with five minutes left to win.....	41-44 vs. Louisiana Tech (C-USA), 03.13.19

CHARLOTTE INDIVIDUAL*

Had a triple-double (points-rebounds-assists).....	Ny Hammonds (12p, 10r, 11a) vs. Marshall, 03.01.14
Had a double-double (points-rebounds).....	Jade Phillips (10p, 11r) at UTSA, 02.08.20
Had a double-double (non-traditional).....	Laia Raventós (20p, 10a) at Wake Forest, 12.18.17
Two or more had a double-double (points-rebounds)	Jaida Robinson (11p, 13r) and Dara Pearson (10p, 11r) vs. South Carolina State, 12.28.17

Scored 30+ points	32, Jade Phillips at FIU, 03.02.19
Scored 25-29 points	28, Jade Phillips at UAB, 01.02.20
Scored 20-24 points	20, Jade Phillips at UTEP, 02.06.20
Two scored 20+ points	28, Jade Phillips and 23, Christian Hithe at UAB, 01.02.20
Three scored 20+ points	32, Ciara Gregory; 22, Nyilah Jamison-Myers and Grace Hunter at FIU, 02.04.17
Scored 10+ points in the first half.....	13, Jade Phillips vs. North Texas, 02.13.20

Two players with double-digit points	vs. Southern Miss, 02.01.20
Three players with double-digit points	vs. Louisiana Tech, 01.30.20
Four players with double-digit points	at UTEP, 02.06.20
Five players with double-digit points.....	at UTSA, 02.08.20
Six players with double-digit points	at Davidson, 12.20.15

Shot 80+ percent field goals (min. 7 att.).....	85.7 (6-of-7), Jada McMillian vs. WKU, 01.18.20
Shot 70-79 percent field goals (min. 7 att.)	70.0 (7-of-10), Jade Phillips vs. North Texas, 02.13.20
Shot 60-69 percent field goals (min. 7 att.)	62.5 (5-of-8), Jazmin Harris at UTSA, 02.08.20
Shot 50-59 percent field goals (min. 7 att.)	50.0 (5-of-10), Jade Phillips at UTSA, 02.08.20

Made 10+ field goals.....	10, Jade Phillips at UAB, 01.02.20
Made 5-9 field goals	5, Octavia Jett-Wilson vs. Rice, 02.15.20

Attempted 20+ field goals.....	20, Octavia Jett-Wilson at UTEP, 02.06.20
Attempted 15-19 field goals	13, Octavia Jett-Wilson at UTSA, 02.08.20
Attempted 10-14 field goals	13, Jade Phillips vs. Rice, 02.15.20

Shot 70+ percent 3-point field goals (min. 7 att.)	75.0 (6-of-8), Jade Phillips at UAB, 01.02.20
Shot 60-69 percent 3-point field goals (min. 7 att.)	60.0 (6-of-10), Ciara Gregory vs. FIU, 01.28.16
Shot 50-59 percent 3-point field goals (min. 7 att.)	50.0 (4-of-8), Octavia Jett-Wilson at UTEP, 02.06.20

Made 7+ 3-point field goals	9, Ciara Gregory at FIU, 02.04.17
Made 4-6 3-point field goals.....	4, Octavia Jett-Wilson at UTEP, 02.06.20

Attempted 15+ 3-point field goals.....	16, Ciara Gregory vs. Louisiana Tech (C-USA), 03.09.17
Attempted 10-14 3-point field goals	11, Mariah Linney at Middle Tennessee, 01.04.20
Attempted 5-9 3-point field goals	5, Mariah Linney vs. Rice, 02.15.20

Shot 100 percent free throws (min. 7 att.).....	100.0 (7-of-7), Laia Raventós at Southern Miss, 01.25.18
Shot 90-99 percent free throws (min. 7 att.).....	90.0 (9-of-10), Octavia Jett-Wilson at Davidson, 12.21.17
Shot 80-89 percent free throws (min. 7 att.).....	85.7 (6-of-7), Octavia Jett-Wilson vs. WKU, 01.18.20
Shot 70-79 percent free throws (min. 7 att.).....	71.4 (5-of-7), Octavia Jett-Wilson vs. Gardner-Webb, 11.05.19

Made 10+ free throws	10, Mariah Linney at North Texas, 02.02.19
Made 5-9 free throws.....	6, Jade Phillip at UTEP, 02.06.20

Attempted 15+ free throws.....	19, Octavia Jett-Wilson vs. Rutgers, 11.16.17
Attempted 10-14 free throws	12, Jada McMillian at Old Dominion, 02.23.19

Hauled in 15+ rebounds.....	15, Jade Phillips at UTEP, 02.06.20
Hauled in 10-14 rebounds.....	11, Jada McMillian vs. Marshall, 01.16.20
Hauled in 5-9 rebounds.....	7, Jazmin Harris vs. Rice, 02.15.20

Two or more with 15+ rebounds	18, Amanda Dowe and 17, Jennifer Hailey vs. Duquesne, 02.03.13
Two players with double-digit rebounds.....	15, Jade Phillips and 10, Jazmin Harris at FIU, 03.02.19
Three players with double-digit rebounds	13, Lefty Webster; 10, Kira Gordon and Gabby Tyler vs. Florida Atlantic, 02.19.14

Handed out 10+ assists	10, Laia Raventós at Wake Forest, 12.18.17
Handed out 5-9 assists.....	5, Christian Hithe vs. North Texas, 02.13.20

Tallied 7+ blocks	8, Kenya Olley vs. North Texas, 02.26.15
Tallied 4-6 blocks	4, Mariah Linney vs. Rice, 02.15.20

Posted 7+ steals	7, Laia Raventós vs. Utah, 11.25.16
Posted 4-6 steals.....	5, Jade Phillips vs. Southern Miss, 02.01.20

Played 40+ minutes	43, Octavia Jett-Wilson at UTEP, 02.06.20
Played 40 minutes	40, Laia Raventós vs. Wright State, 12.18.18

* if more than one player in the same game attained statistic, the higher total is listed

Team	Date	1st-2nd-3rd-4th-OT	FGM-FGA	Pct.	3FGM-3FGA	Pct.	FTM-FTA	Pct.	Rebounds			PF-DQ	Ast.	TO	Blk.	Stl.	Bench
									O	D	Tot.						
Charlotte	11.05.19	19-21-14-20-0	29-59	49.2	5-13	38.5	11-16	68.8	15	35	50	21-2	18	25	7	7	40
Gardner-Webb		9-21-6-13-0	15-62	24.2	6-18	33.3	13-17	76.5	15	16	31	19-0	6	20	0	10	11
Charlotte	11.09.19	17-17-20-24-0	31-58	53.4	3-10	30.0	13-18	72.2	10	20	30	20-0	21	19	4	10	45
Richmond		9-13-14-23-0	19-50	38.0	5-21	23.8	16-21	76.2	13	21	34	18-0	10	26	0	8	13
Charlotte	11.15.19	19-21-16-21-0	29-61	47.5	5-11	45.5	14-20	70.0	11	30	41	16-0	10	8	3	6	17
at Wake Forest		22-12-11-20-0	26-66	39.4	6-20	30.0	7-17	41.2	16	25	41	16-0	15	10	1	5	6
Charlotte	11.17.19	12-13-18-16-0	21-56	37.5	7-25	28.0	10-12	83.3	15	29	44	10-0	16	23	2	10	20
at ECU		13-13-10-11-0	17-56	30.4	7-19	36.8	6-10	60.0	11	17	28	19-1	12	19	0	7	26
Charlotte	11.24.19	12-13-11-15-0	18-62	29.0	6-17	35.3	9-12	75.0	19	15	34	15-0	8	6	1	4	16
Fordham		21-23-12-20-0	26-50	52.0	15-31	48.4	9-9	100.0	9	27	36	16-0	17	10	1	3	7
Charlotte	11.27.19	21-17-26-20-0	31-62	50.0	6-18	33.3	16-19	84.2	13	21	34	18-0	15	19	3	12	18
vs. Boston College		15-20-14-19-0	27-61	44.3	4-16	25.0	10-13	76.9	15	19	34	18-0	11	18	0	8	11
Charlotte	11.29.19	17-17-6-20-0	21-65	32.3	4-24	16.7	14-18	77.8	20	32	52	22-1	9	8	3	5	29
vs. Tulane		14-12-13-17-0	17-60	28.3	7-21	33.3	15-28	53.6	16	25	41	18-0	11	8	2	3	20
Charlotte	12.04.19	9-13-11-6-0	18-56	32.1	2-17	11.8	1-4	25.0	11	25	36	19-0	13	22	3	4	24
at Kentucky		29-15-18-24-0	29-62	46.8	10-22	45.5	18-23	78.3	11	28	39	5-0	16	8	3	10	22
Charlotte	12.17.19	11-13-23-14-0	22-55	40.0	5-17	29.4	12-24	50.0	10	33	43	10-0	12	15	3	5	12
Delaware		16-15-19-7-0	23-72	31.9	3-23	13.0	8-11	72.7	17	29	46	18-0	9	12	3	9	14
Charlotte	12.21.19	15-18-18-24-0	26-51	51.0	3-8	37.5	20-25	80.0	8	27	35	19-0	12	17	4	11	11
at Davidson		15-20-13-16-0	23-61	37.7	2-10	20.0	16-21	76.2	13	20	33	23-1	5	16	2	6	9
Charlotte	12.28.19	8-10-25-21-0	22-52	42.3	4-18	22.2	16-24	66.7	14	30	44	12-0	13	12	5	6	21
Maryland-Eastern Shore		10-10-13-11-0	17-53	32.1	6-14	42.9	4-15	26.7	12	21	33	20-0	10	14	1	8	7
Charlotte	01.02.20	17-26-21-19-0	32-64	50.0	9-13	69.2	10-15	66.7	13	27	40	16-0	11	9	5	3	10
at UAB*		19-23-19-14-0	28-61	45.9	6-16	37.5	13-16	81.3	9	22	31	13-0	18	9	2	4	8
Charlotte	01.04.20	13-12-14-20-0	24-62	38.7	7-19	36.8	4-9	44.4	13	27	40	18-0	14	19	3	4	20
at Middle Tennessee*		23-14-22-24-0	33-66	50.0	8-19	42.1	9-14	64.3	10	28	38	14-0	13	8	2	13	11
Charlotte	01.11.20	19-9-15-8-0	22-53	41.5	3-9	33.3	4-8	50.0	5	27	32	17-0	15	15	3	5	9
at Old Dominion*		12-15-13-14-0	20-58	34.5	4-18	22.2	10-20	50.0	15	28	43	15-0	8	10	1	7	13
Charlotte	01.16.20	12-11-14-15-0	18-66	27.3	3-16	18.8	13-21	61.9	17	32	49	14-0	7	10	4	4	7
Marshall*		15-5-13-13-0	14-53	26.4	5-27	18.5	13-18	72.2	8	27	35	16-1	7	16	3	2	4
Charlotte	01.18.20	15-12-8-21-0	22-54	40.7	4-18	22.2	8-12	66.7	11	22	33	17-0	10	17	4	7	25
WKU*		14-15-14-17-0	24-60	40.0	3-20	15.0	9-16	56.3	17	23	40	10-0	8	16	0	9	14
Charlotte	01.23.20	13-8-7-16-0	15-56	26.8	3-24	12.5	11-20	55.0	17	23	40	19-0	6	18	1	9	8
at Florida Atlantic*		21-10-18-16-0	25-55	45.5	8-23	34.8	7-11	63.6	10	30	40	20-0	14	18	0	10	9
Charlotte	01.25.20	17-14-18-15-0	26-52	50.0	5-12	41.7	7-12	58.3	10	26	36	13-0	13	17	2	11	17
at FIU*		15-13-10-12-0	18-50	36.0	7-13	53.8	7-10	70.0	9	20	29	16-0	8	20	3	9	18
Charlotte	01.30.20	11-18-13-13-0	23-55	41.8	1-10	10.0	8-9	88.9	16	25	41	17-0	9	21	3	12	16
Louisiana Tech*		5-14-12-6-0	13-44	29.5	1-16	6.3	10-19	52.6	8	17	25	10-0	3	19	2	12	8
Charlotte	02.01.20	18-16-16-13-0	24-62	38.7	2-13	15.4	13-32	40.6	18	22	40	17-1	13	13	4	10	17
Southern Miss*		21-10-13-15-0	20-51	39.2	5-11	45.5	14-19	73.7	6	29	35	22-0	15	20	5	6	22
Charlotte	02.06.20	12-15-20-20-9	27-63	42.9	11-24	45.8	11-19	57.9	18	26	44	25-2	16	20	7	4	24
at UTEP*		23-15-10-19-15	30-70	42.9	8-25	32.5	14-22	63.6	16	22	38	16-0	18	12	0	11	11
Charlotte	02.08.20	22-11-17-17-0	26-61	42.6	2-11	18.2	13-20	65.0	15	32	47	15-0	15	13	3	8	26
at UTSA*		9-17-7-14-0	18-54	33.3	3-12	25.0	8-11	72.7	6	25	31	18-1	11	16	3	5	10
Charlotte	02.13.20	21-19-19-13-0	27-50	54.0	5-11	45.5	13-21	61.9	11	28	39	17-0	16	20	6	6	23
North Texas*		9-14-16-20-0	22-60	36.7	6-12	50.0	9-18	50.0	11	15	26	20-1	7	13	2	13	6
Charlotte	02.15.20	12-12-18-20-0	22-55	40.0	6-11	54.5	12-14	85.7	6	19	25	24-1	9	11	7	4	22
Rice*		7-10-16-18-0	13-45	28.9	2-16	12.5	23-29	79.3	10	22	32	16-1	5	18	1	4	8
Charlotte	02.20.20																
Old Dominion*																	
Charlotte	02.22.20																
at Southern Miss*																	
Charlotte	02.29.20																
FIU*																	
Charlotte	03.05.20																
at WKU*																	
Charlotte	03.07.20																
Middle Tennessee*																	

CLT GAME HIGHS

Points..... 84..... vs. BC.....11.27.19
FGM..... 32..... at UAB.....01.02.20
FGA..... 66..... Marshall.....01.16.20
FG Pct..... 54.0..... North Texas.....02.13.20
3FGM..... 11..... at UTEP.....02.06.20
3FGA..... 25..... at ECU.....11.17.19
3FG Pct..... 69.2..... at UAB.....01.02.20
FTM..... 20..... at Davidson.....12.21.19
FTA..... 32..... Southern Miss.....02.01.20
FT Pct..... 88.9..... Louisiana Tech.....01.30.20
Rebounds... 52..... vs. Tulane.....11.29.19
Assists..... 21..... Richmond.....11.09.19
Turnovers... 25..... Gardner-Webb.....11.05.19
Blocks..... 7..... 3x, last: Rice.....02.15.20
Steals..... 12..... 2x, last: LA Tech...01.30.20

CLT GAME LOWS

Points..... 39..... at Kentucky12.04.19
FGM..... 15..... at Florida Atlantic..01.23.20
FGA..... 50..... North Texas.....02.13.20
FG Pct..... 26.8..... at Florida Atlantic..01.23.20
3FGM..... 1..... Louisiana Tech.....01.30.20
3FGA..... 8..... at Davidson12.21.19
3FG Pct..... 10.0..... Louisiana Tech.....01.30.20
FTM..... 1..... at Kentucky12.04.19
FTA..... 4..... at Kentucky12.04.19
FT Pct..... 25.0..... at Kentucky12.04.19
Rebounds... 25..... Rice.....02.15.20
Assists..... 6..... at Florida Atlantic..01.23.20
Turnovers... 6..... Fordham11.24.19
Blocks..... 1..... 2x, last: at FAU.....01.23.20
Steals..... 4..... 6x, last: Rice02.15.20

OPP GAME HIGHS

Points..... 86..... at Kentucky12.04.19
FGM..... 33..... at Middle Tenn...01.04.20
FGA..... 72..... Delaware12.17.19
FG Pct..... 52.0..... Fordham11.24.19
3FGM..... 15..... Richmond11.24.19
3FGA..... 31..... Fordham11.24.19
3FG Pct..... 50.0..... North Texas.....02.13.20
FTM..... 23..... Rice.....02.15.20
FTA..... 29..... Rice.....02.15.20
FT Pct..... 100.0..... Fordham11.24.19
Rebounds... 46..... Delaware12.17.19
Assists..... 18..... 2x, last: at UTEP...02.06.20
Turnovers... 26..... Richmond11.09.19
Blocks..... 5..... Southern Miss.....02.01.20
Steals..... 13..... 2x, last: UNT02.13.20

OPP GAME LOWS

Points..... 37..... Louisiana Tech.....01.30.20
FGM..... 13..... 2x, last: Rice.....02.15.20
FGA..... 44..... Louisiana Tech.....01.30.20
FG Pct..... 24.2..... Gardner-Webb...11.05.19
3FGM..... 1..... Louisiana Tech.....01.30.20
3FGA..... 10..... at Davidson12.21.19
3FG Pct..... 6.3..... Louisiana Tech.....01.30.20
FTM..... 4..... MDES12.28.19
FTA..... 9..... Fordham11.24.19
FT Pct..... 26.7..... MDES12.28.19
Rebounds... 25..... Louisiana Tech.....01.30.20
Assists..... 3..... Louisiana Tech.....01.30.20
Turnovers... 8..... 3x, last: at MT.....01.04.20
Blocks..... 0..... 7x, last: at UTEP...02.06.20
Steals..... 2..... Marshall01.16.20



CHRISTIAN HITHE

GUARD • 5-9 • REDSHIRT JUNIOR

COLUMBIA, S.C./UCF/SPRING VALLEY HS

SEASON SUPERLATIVES

Points	Season 23 at UAB 01.02.20
Rebounds	Season 8 at Middle Tennessee 01.04.20
Field Goals Made	Season 9 at UAB 01.02.20
Field Goals Attempted	Season 19 at UAB 01.02.20
3-Point Field Goals Made	Season 3 at UAB 01.02.20
3-Point Field Goals Attempted	Season 7 WKU 01.18.20
Free Throws Made	Season 7 at Wake Forest 11.15.19
Free Throws Attempted	Season 8 at Wake Forest 11.15.19
Assists	Season 6 at Middle Tennessee 01.04.20
Blocks	Season 1 3x, last: Marshall 01.16.20
Steals	Season 4 Richmond 11.09.19
Minutes	Season 39 at UAB 01.02.20
CAREER SUPERLATIVES (at CHARLOTTE)	
Points	Career 23 at UAB 01.02.20
Rebounds	Career 9 at Old Dominion 02.23.19
Field Goals Made	Career 9 at UAB 01.02.20
Field Goals Attempted	Career 19 at UAB 01.02.20
3-Point Field Goals Made	Career 3 at UAB 01.02.20
3-Point Field Goals Attempted	Career 7 WKU 01.18.20
Free Throws Made	Career 7 2x, last: at Wake Forest 11.15.19
Free Throws Attempted	Career 10 Old Dominion 02.16.19
Assists	Career 6 at Middle Tennessee 01.04.20
Blocks	Career 1 6x, last: Marshall 01.16.20
Steals	Career 4 Richmond 11.09.19
Minutes	Career 39 at UAB 01.02.20

2019-20 GAME-BY-GAME

DATE	OPPONENT	START	MIN.	FGM-FGA	PCT.	3FGM-3FGA	PCT.	FTM-FTA	PCT.	O-D--T	PF-FO	A	TO	B	S	PTS.
11.05	Gardner-Webb	*	29	5-6	83.3	1-1	100.0	1-1	100.0	2-1-3	0-0	3	3	0	2	12
11.09	Richmond	*	27	2-4	50.0	0-0	0.0	5-5	100.0	0-0-0	1-0	5	4	0	4	9
11.15	at Wake Forest	*	30	3-9	33.3	0-1	0.0	7-8	87.5	2-4-6	1-0	2	2	0	0	13
11.17	at ECU	*	16	0-2	0.0	0-1	0.0	0-0	0.0	1-0-1	0-0	3	4	0	1	0
11.24	Fordham	*	33	6-14	42.9	1-3	33.3	2-2	100.0	3-3-6	1-0	1	1	1	0	15
11.27	vs. Boston College	*	30	7-9	77.8	1-2	50.0	2-2	100.0	2-4-6	4-0	2	5	0	2	17
11.29	vs. Tulane	*	32	2-12	16.7	0-4	0.0	2-2	100.0	2-4-6	5-1	2	2	0	3	6
12.04	at Kentucky	*	19	0-2	0.0	0-0	0.0	0-0	0.0	2-0-2	2-0	0	3	0	0	0
12.17	Delaware	*	20	0-1	0.0	0-1	0.0	0-0	0.0	3-1-4	2-0	1	4	0	0	0
12.21	at Davidson	*	25	4-6	66.7	1-1	100.0	4-4	100.0	1-3-4	4-0	3	3	0	0	13
12.28	Maryland-Eastern Shore	*	24	1-4	25.0	1-2	50.0	2-2	100.0	2-2-4	1-0	5	1	0	0	5
01.02	at UAB	*	39	9-19	47.4	3-5	60.0	2-2	100.0	1-3-4	3-0	2	0	0	1	23
01.04	at Middle Tennessee	*	32	5-10	50.0	2-3	66.7	1-2	50.0	1-7-8	4-0	6	5	0	2	13
01.11	at Old Dominion	*	24	4-4	100.0	1-1	100.0	0-0	0.0	0-1-1	3-0	3	3	1	0	9
01.16	Marshall	*	29	2-8	25.0	0-3	0.0	2-2	100.0	2-2-4	3-0	3	1	1	1	6
01.18	WKU	*	28	3-12	25.0	2-7	28.6	0-0	0.0	1-2-3	4-0	2	4	0	1	8
01.23	at Florida Atlantic	*	26	0-10	0.0	0-5	0.0	6-6	100.0	2-3-5	3-0	1	2	0	1	6
01.25	at FIU	*	26	4-6	66.7	0-1	0.0	0-0	0.0	1-2-3	0-0	2	1	0	1	8
01.30	Louisiana Tech									DID NOT PLAY						
02.01	Southern Miss									DID NOT PLAY						
02.06	at UTEP		1	0-1	0.0	0-0	0.0	0-0	0.0	0-0-0	1-0	0	0	0	0	0
02.08	at UTSA									DID NOT PLAY						
02.13	North Texas		23	1-2	50.0	1-2	50.0	2-2	100.0	1-1-2	1-0	5	3	0	1	5
02.15	Rice		28	3-7	42.9	1-1	100.0	2-2	100.0	2-0-2	2-0	1	1	0	2	9
02.20	Old Dominion															
02.22	at Southern Miss*															
02.29	FIU*															
03.05	at WKU*															
03.07	Middle Tennessee*															

Miscellaneous	Season	Career
Double-digit scoring games	7	10
20-point games	1	1
10-rebound games	0	0
Led CLT in scoring	1	2
Led CLT in rebounding	3	4
Double-doubles	0	0

YEAR	GP-GS	Mins.-Avg	FG-FGA	Pct	3FG-FGA	Pct	FT-FTA	Pct	Off-Def--Total	Avg.	PF-FO	Ast	TO	Blk	Stl	Pts.-Avg.
2016-17*	7-0	17-2.4	0-3	.000	0-1	.000	0-0	.000	2-1-3	0.4	0-0	0	0	0	0	0-0.0
2017-18	REDSHIRTED															
2018-19	26-0	419-16.1	41-90	.456	8-19	.421	28-33	.848	34-30-64	2.5	43-0	21	23	2	19	118-4.5
2019-20	21-18	541-25.8	61-148	.412	15-44	.341	40-42	.952	31-43-74	3.5	45-1	52	52	4	22	177-8.4
at UCF*	7-0	17-2.4	0-3	.000	0-1	.000	0-0	.000	2-1-3	0.4	0-0	0	0	0	0	0-0.0
at CLT	47-18	960-20.4	102-238	.429	23-63	.365	68-75	.907	65-73-138	2.9	88-1	73	75	6	41	295-6.3
CAREER	54-18	977-18.1	102-241	.423	23-64	.359	68-75	.907	67-74-141	2.6	88-1	73	75	6	41	295-5.5



CALI KONEK

GUARD • 5-7 • FRESHMAN

PITTSBURGH, PA./FRANKLIN REGIONAL HS

SEASON SUPERLATIVES

Points	Season 11 at UTEP 02.06.20
Rebounds	Season 2 Richmond 11.09.19
Field Goals Made	Season 4 at UTEP 02.06.20
Field Goals Attempted	Season 7 2x, last: at UTEP 02.06.20
3-Point Field Goals Made	Season 3 at UTEP 02.06.20
3-Point Field Goals Attempted	Season 6 at UTEP 02.06.20
Free Throws Made	Season 1 Delaware 12.17.19
Free Throws Attempted	Season 2 Delaware 12.17.19
Assists	Season 1 4x, last: North Texas 02.13.20
Blocks	Season 0
Steals	Season 0
Minutes	Season 24 Louisiana Tech 01.30.20
CAREER SUPERLATIVES	
Points	Career 11 at UTEP 02.06.20
Rebounds	Career 2 Richmond 11.09.19
Field Goals Made	Career 4 at UTEP 02.06.20
Field Goals Attempted	Career 7 2x, last: at UTEP 02.06.20
3-Point Field Goals Made	Career 3 at UTEP 02.06.20
3-Point Field Goals Attempted	Career 6 at UTEP 02.06.20
Free Throws Made	Career 1 Delaware 12.17.19
Free Throws Attempted	Career 2 Delaware 12.17.19
Assists	Career 1 4x, last: North Texas 02.13.20
Blocks	Career 0
Steals	Career 0
Minutes	Career 24 Louisiana Tech 01.30.20

2019-20 GAME-BY-GAME

DATE	OPPONENT	START	MIN.	FGM-FGA	PCT.	3FGM-3FGA	PCT.	FTM-FTA	PCT.	O-D--T	PF-FO	A	TO	B	S	PTS.
11.05	Gardner-Webb		2	1-1	100.0	1-1	100.0	0-0	0.0	0-0-0	0-0	0	0	0	0	3
11.09	Richmond		10	0-2	0.0	0-2	0.0	0-0	0.0	0-2-2	2-0	1	1	0	0	0
11.15	at Wake Forest		1	0-0	0.0	0-0	0.0	0-0	0.0	0-0-0	0-0	0	0	0	0	0
11.17	at ECU		10	2-4	50.0	2-4	50.0	0-0	0.0	0-0-0	0-0	1	0	0	0	6
11.24	Fordham		6	1-4	25.0	1-3	33.3	0-0	0.0	1-0-1	1-0	0	0	0	0	3
11.27	vs. Boston College		3	1-2	50.0	1-1	100.0	0-0	0.0	0-0-0	0-0	0	0	0	0	3
11.29	vs. Tulane		8	1-4	25.0	1-4	25.0	0-0	0.0	0-0-0	2-0	0	0	0	0	3
12.04	at Kentucky		4	0-2	0.0	0-2	0.0	0-0	0.0	0-0-0	0-0	0	0	0	0	0
12.17	Delaware		21	2-5	40.0	2-5	40.0	1-2	50.0	0-1-1	0-0	0	0	0	0	7
12.21	at Davidson		1	0-0	0.0	0-0	0.0	0-0	0.0	0-0-0	0-0	0	0	0	0	0
12.28	Maryland-Eastern Shore		11	0-4	0.0	0-3	0.0	0-0	0.0	0-1-1	1-0	0	2	0	0	0
01.02	at UAB	DID NOT PLAY														
01.04	at Middle Tennessee		6	0-2	0.0	0-2	0.0	0-0	0.0	0-0-0	2-0	0	1	0	0	0
01.11	at Old Dominion	DID NOT PLAY														
01.16	Marshall		6	0-2	0.0	0-1	0.0	0-0	0.0	0-0-0	1-0	0	1	0	0	0
01.18	WKU		1	0-0	0.0	0-0	0.0	0-0	0.0	0-0-0	1-0	0	1	0	0	0
01.23	at Florida Atlantic		6	0-3	0.0	0-3	0.0	0-0	0.0	0-0-0	0-0	0	1	0	0	0
01.25	at FIU		5	1-1	100.0	1-1	100.0	0-0	0.0	0-0-0	0-0	0	0	0	0	3
01.30	Louisiana Tech		24	1-7	14.3	1-5	20.0	0-0	0.0	0-0-0	1-0	0	3	0	0	3
02.01	Southern Miss		5	0-1	0.0	0-1	0.0	0-0	0.0	0-0-0	0-0	0	0	0	0	0
02.06	at UTEP		22	4-7	57.1	3-6	50.0	0-0	0.0	0-0-0	2-0	1	3	0	0	11
02.08	at UTSA	DID NOT PLAY														
02.13	North Texas		17	1-5	20.0	1-4	25.0	0-0	0.0	1-0-1	1-0	1	2	0	0	3
02.15	Rice		1	1-1	100.0	0-0	0.0	0-0	0.0	0-0-0	0-0	0	0	0	0	2
02.20	Old Dominion	DID NOT PLAY														
02.22	at Southern Miss*	DID NOT PLAY														
02.29	FIU*	DID NOT PLAY														
03.05	at WKU*	DID NOT PLAY														
03.07	Middle Tennessee*	DID NOT PLAY														

Miscellaneous	Season	Career
Double-digit scoring games	1	1
20-point games	0	0
10-rebound games	0	0
Led CLT in scoring	0	0
Led CLT in rebounding	0	0
Double-doubles	0	0

CAREER STATISTICS

YEAR	GP-GS	Mins.-Avg	FG-FGA	Pct	3FG-FGA	Pct	FT-FTA	Pct	Off-Def--Total	Avg.	PF-FO	Ast	TO	Blk	Stl	Pts.-Avg.
2019-20	21-0	170-8.1	16-57	.281	14-48	.292	1-2	.500	2-4-6	0.3	14-0	4	15	0	0	47-2.2
CAREER	21-0	170-8.1	16-57	.281	14-48	.292	1-2	.500	2-4-6	0.3	14-0	4	15	0	0	47-2.2



MARIAH LINNEY

GUARD • 5-9 • JUNIOR

GOOSE CREEK, S.C./GOOSE CREEK HS

SEASON SUPERLATIVES

Points
Season 25 vs. Boston College 11.27.19

Rebounds
Season 7 vs. Tulane 11.29.19

Field Goals Made
Season 8 vs. Boston College 11.27.19

Field Goals Attempted
Season 19 at ECU 11.17.19

3-Point Field Goals Made
Season 5 2x, last: at Middle Tennessee 01.04.20

3-Point Field Goals Attempted
Season 14 at ECU 11.17.19

Free Throws Made
Season 6 vs. Boston College 11.27.19

Free Throws Attempted
Season 8 Delaware 12.17.19

Assists
Season 7 Gardner-Webb 11.05.19

Blocks
Season 4 Rice 02.15.20

Steals
Season 5 at ECU 11.17.19

Minutes
Season 38 4x, last: Southern Miss 02.01.20

CAREER SUPERLATIVES

Points
Career 28 at North Texas 02.02.19

Rebounds
Career 7 2x, last: vs. Tulane 11.29.19

Field Goals Made
Career 8 2x, last: vs. Boston College 11.27.19

Field Goals Attempted
Career 19 at ECU 11.17.19

3-Point Field Goals Made
Career 5 3x, last: at Middle Tennessee 01.04.20

3-Point Field Goals Attempted
Career 14 at ECU 11.17.19

Free Throws Made
Career 10 at North Texas 02.02.19

Free Throws Attempted
Career 13 at North Texas 02.02.19

Assists
Career 7 Gardner-Webb 11.05.19

Blocks
Career 4 Rice 02.15.20

Steals
Career 5 at ECU 11.17.19

Minutes
Career 41 Wright State 12.18.18

2019-20 GAME-BY-GAME

DATE	OPPONENT	START	MIN.	FGM-FGA	PCT.	3FGM-3FGA	PCT.	FTM-FTA	PCT.	O-D--T	PF-FO	A	TO	B	S	PTS.
11.05	Gardner-Webb	*	28	1-8	12.5	1-6	16.7	0-0	0.0	1-3-4	2-0	7	4	0	2	3
11.09	Richmond	*	25	2-8	25.0	1-5	20.0	2-2	100.0	1-3-4	2-0	3	4	0	0	7
11.15	at Wake Forest	*	37	6-13	46.2	3-5	60.0	4-5	80.0	2-3-5	1-0	5	1	1	1	19
11.17	at ECU	*	34	7-19	36.8	5-14	35.7	1-2	50.0	2-0-2	2-0	1	5	0	5	20
11.24	Fordham	*	28	4-11	36.4	4-9	44.4	2-2	100.0	2-0-2	1-0	1	2	0	0	14
11.27	vs. Boston College	*	38	8-18	44.4	3-10	30.0	6-7	85.7	0-1-1	0-0	6	1	0	1	25
11.29	vs. Tulane	*	36	2-14	14.3	0-8	0.0	2-4	50.0	2-5-7	2-0	3	2	1	1	6
12.04	at Kentucky	*	28	2-12	16.7	2-9	22.2	0-0	0.0	2-4-6	4-0	2	5	0	1	6
12.17	Delaware	*	38	3-9	33.3	1-5	20.0	4-8	50.0	0-3-3	1-0	2	0	1	0	11
12.21	at Davidson	*	36	5-12	41.7	1-5	20.0	3-4	75.0	2-2-4	1-0	4	3	0	4	14
12.28	Maryland-Eastern Shore	*	34	2-8	25.0	2-5	40.0	1-2	50.0	3-1-4	2-0	1	1	1	1	7
01.02	at UAB	*	34	1-1	100.0	0-0	0.0	0-0	0.0	0-1-1	1-0	3	1	0	0	2
01.04	at Middle Tennessee	*	38	5-14	35.7	5-11	45.5	0-0	0.0	1-4-5	2-0	5	3	0	2	15
01.11	at Old Dominion	*	35	3-11	27.3	1-6	16.7	1-2	50.0	0-1-1	0-0	3	2	0	0	8
01.16	Marshall	*	32	3-11	27.3	3-8	37.5	2-4	50.0	1-3-4	2-0	0	0	0	0	11
01.18	WKU	*	30	1-7	14.3	0-4	0.0	0-0	0.0	1-2-3	1-0	4	3	0	1	2
01.23	at Florida Atlantic	*	29	2-9	22.2	2-7	28.6	0-0	0.0	0-3-3	2-0	1	4	0	0	6
01.25	at FIU	*	28	4-8	50.0	3-5	60.0	1-2	50.0	2-0-2	3-0	1	0	0	0	12
01.30	Louisiana Tech	*	23	0-6	0.0	0-3	0.0	0-0	0.0	0-3-3	1-0	1	4	0	3	0
02.01	Southern Miss	*	38	3-13	23.1	2-8	25.0	0-2	0.0	1-2-3	2-0	4	1	0	1	8
02.06	at UTEP	*	34	4-12	33.3	2-6	33.3	0-0	0.0	3-0-3	5-1	5	4	0	1	10
02.08	at UTSA	*	30	4-10	40.0	2-6	33.3	0-0	0.0	2-1-3	1-0	1	0	1	2	10
02.13	North Texas	*	22	4-9	44.4	1-3	33.3	0-0	0.0	0-1-1	2-0	2	1	0	3	9
02.15	Rice	*	34	3-7	42.9	1-5	20.0	0-0	0.0	0-4-4	4-0	2	4	4	0	7
02.20	Old Dominion															
02.22	at Southern Miss*															
02.29	FIU*															
03.05	at WKU*															
03.07	Middle Tennessee*															

Miscellaneous	Season	Career
Double-digit scoring games	11	34
20-point games	2	6
10-rebound games	0	0
Led CLT in scoring	3	10
Led CLT in rebounding	1	2
Double-doubles	0	0

CAREER STATISTICS

YEAR	GP-GS	Mins.-Avg	FG-FGA	Pct	3FG-FGA	Pct	FT-FTA	Pct	Off-Def--Total	Avg.	PF-FO	Ast	TO	Blk	Stl	Pts.-Avg.
2017-18	30-1	608-20.3	63-168	.375	13-51	.255	47-68	.691	24-38--62	2.1	47-0	54	61	13	22	186-6.2
2018-19	31-23	923-29.8	108-276	.391	55-147	.374	74-95	.779	11-64--75	2.4	54-0	60	52	9	29	345-11.1
2019-20	24-24	769-32.0	79-250	.316	45-153	.294	29-46	.630	28-50--78	3.3	44-1	67	55	9	29	232-9.7
CAREER	85-48	2300-27.1	250-694	.360	113-351	.322	150-209	.718	63-152--215	2.5	145-1	181	168	31	80	749-8.8



JADE PHILLIPS

GUARD • 5-11 • REDSHIRT SENIOR

RALEIGH, N.C./SYRACUSE/SOUTHEAST RALEIGH HS

SEASON SUPERLATIVES

Points	Season 28 at UAB	01.02.20
Rebounds	Season 18 at UAB	01.02.20
Field Goals Made	Season 10 3x, last: at UAB	01.02.20
Field Goals Attempted	Season 21 Delaware	12.17.19
3-Point Field Goals Made	Season 6 at UAB	01.02.20
3-Point Field Goals Attempted	Season 8 at UAB	01.02.20
Free Throws Made	Season 6 2x, last: at UTEP	02.06.20
Free Throws Attempted	Season 8 Southern Miss	02.01.20
Assists	Season 6 Richmond	11.09.19
Blocks	Season 3 Gardner-Webb	11.05.19
Steals	Season 5 Southern Miss	02.01.20
Minutes	Season 42 at UTEP	02.06.20
CAREER SUPERLATIVES (at CHARLOTTE)		
Points	Career 32 at FIU	03.02.19
Rebounds	Career 18 at UAB	01.02.20
Field Goals Made	Career 14 at FIU	03.02.19
Field Goals Attempted	Career 24 at FIU	03.02.19
3-Point Field Goals Made	Career 6 at UAB	01.02.20
3-Point Field Goals Attempted	Career 8 2x, last: at UAB	01.02.20
Free Throws Made	Career 6 3x, last: at UTEP	02.06.20
Free Throws Attempted	Career 9 vs. Louisiana Tech (C-USA)	03.13.19
Assists	Career 6 2x, last: Richmond	11.09.19
Blocks	Career 3 Gardner-Webb	11.05.19
Steals	Career 5 Southern Miss	02.01.20
Minutes	Career 42 at UTEP	02.06.20

2019-20 GAME-BY-GAME

DATE	OPPONENT	START	MIN.	FGM-FGA	PCT.	3FGM-3FGA	PCT.	FTM-FTA	PCT.	O-D--T	PF-FO	A	TO	B	S	PTS.
11.05	Gardner-Webb	*	32	7-15	46.7	1-2	50.0	0-0	0.0	3-9--12	0-0	2	5	3	0	15
11.09	Richmond	*	29	8-16	50.0	0-1	0.0	1-2	50.0	2-7--9	3-0	6	2	0	3	17
11.15	at Wake Forest	*	37	10-17	58.8	1-3	33.3	0-0	0.0	2-10--12	2-0	0	2	0	1	21
11.17	at ECU	*	35	8-12	66.7	0-1	0.0	1-2	50.0	5-9--14	1-0	1	2	0	2	17
11.24	Fordham	*	25	1-6	16.7	0-1	0.0	4-4	100.0	3-3--6	3-0	4	1	0	3	6
11.27	vs. Boston College	*	36	6-15	40.0	0-3	0.0	6-6	100.0	2-2--4	2-0	3	1	1	1	18
11.29	vs. Tulane	*	35	5-13	38.5	0-2	0.0	4-6	66.7	6-9--15	2-0	1	1	0	0	14
12.04	at Kentucky	*	28	3-7	42.9	0-1	0.0	0-0	0.0	1-5--6	0-0	2	3	1	1	6
12.17	Delaware	*	35	10-21	47.6	2-5	40.0	2-3	66.7	5-10--15	1-0	3	6	0	1	24
12.21	at Davidson	*	31	7-13	53.8	0-0	0.0	0-0	0.0	0-5--5	3-0	1	4	1	3	14
12.28	Maryland-Eastern Shore	*	30	7-15	46.7	0-5	0.0	0-0	0.0	1-8--9	3-0	0	1	1	1	14
01.02	at UAB	*	33	10-15	66.7	6-8	75.0	2-4	50.0	6-12--18	2-0	1	1	0	0	28
01.04	at Middle Tennessee	*	28	3-10	30.0	0-1	0.0	2-2	100.0	4-4--8	3-0	0	2	0	0	8
01.11	at Old Dominion	*	37	8-13	61.5	0-0	0.0	2-3	66.7	1-6--7	1-0	1	2	0	1	18
01.16	Marshall	*	37	6-20	30.0	0-1	0.0	4-4	100.0	5-11--16	1-0	0	0	1	0	16
01.18	WKU	*	36	3-10	30.0	0-1	0.0	1-2	50.0	4-3--7	2-0	2	3	2	3	7
01.23	at Florida Atlantic	*	27	7-14	50.0	1-4	25.0	2-4	50.0	4-1--5	1-0	0	2	0	3	17
01.25	at FIU	*	23	9-15	60.0	0-3	0.0	1-2	50.0	1-6--7	2-0	0	3	0	3	19
01.30	Louisiana Tech	*	22	3-7	42.9	0-0	0.0	4-4	100.0	3-6--9	3-0	1	2	0	1	10
02.01	Southern Miss	*	34	7-16	43.8	0-2	0.0	4-8	50.0	1-3--4	1-0	0	1	1	5	18
02.06	at UTEP	*	42	6-14	42.9	2-4	50.0	6-6	100.0	5-10--15	1-0	4	4	0	2	20
02.08	at UTSA	*	24	5-10	50.0	0-2	0.0	0-0	0.0	2-9--11	0-0	5	2	0	0	10
02.13	North Texas	*	26	7-10	70.0	1-1	100.0	4-5	80.0	1-7--8	1-0	3	2	1	0	19
02.15	Rice	*	23	3-13	23.1	1-1	100.0	2-2	100.0	0-4--4	5-1	0	2	1	0	9
02.20	Old Dominion															
02.22	at Southern Miss*															
02.29	FIU*															
03.05	at WKU*															
03.07	Middle Tennessee*															

Miscellaneous	Season	Career
Double-digit scoring games	19	36
20-point games	4	11
10-rebound games	9	17
Led CLT in scoring	12	24
Led CLT in rebounding	19	37
Double-doubles	9	17

YEAR	GP-GS	Mins.-Avg	FG-FGA	Pct	3FG-FGA	Pct	FT-FTA	Pct	Off-Def--Total	Avg.	PF-FO	Ast	TO	Blk	Stl	Pts.-Avg.
2015-16*	11-0	31-2.8	3-8	.375	2-5	.400	2-2	1.000	2-4--6	0.5	3-0	1	6	2	4	10-0.9
2016-17*	20-0	108-5.4	12-42	.286	7-31	.226	5-5	1.000	5-14--19	1.0	9-0	4	7	2	4	36-1.8
2017-18	REDSHIRTED															
2018-19	30-30	880-29.3	162-386	.420	30-97	.309	48-74	.649	66-181--247	8.2	60-1	60	81	9	31	402-13.4
2019-20	24-24	745-31.0	149-317	.470	15-52	.288	52-69	.754	67-159--226	9.4	43-1	40	54	13	34	365-15.2
at CUSE*	31-0	139-4.5	15-50	.300	9-36	.250	7-7	1.000	7-18--25	0.8	12-0	5	13	4	8	46-1.5
at CLT	54-54	1625-30.1	311-703	.442	45-149	.302	100-143	.699	133-340--473	8.8	103-2	100	135	23	65	767-14.2
CAREER	85-54	1764-20.8	326-753	.433	54-185	.292	107-150	.713	140-358--498	5.9	115-2	105	148	27	73	813-9.6



RINNAH GREEN

GUARD • 5-8 • SOPHOMORE

CHARLOTTE, N.C./HICKORY RIDGE HS

SEASON SUPERLATIVES

Points	Season 2	Richmond	11.09.19
Rebounds	Season 2	at Kentucky	12.04.19
Field Goals Made	Season 1	Richmond	11.09.19
Field Goals Attempted	Season 3	at Kentucky	12.04.19
3-Point Field Goals Made	Season 0		
3-Point Field Goals Attempted	Season 2	at Kentucky	12.04.19
Free Throws Made	Season 1	2x, last: MDES	12.28.19
Free Throws Attempted	Season 2	2x, last: MDES	12.28.19
Assists	Season 1	Gardner-Webb	11.05.19
Blocks	Season 0		
Steals	Season 1	2x, last: at Kentucky	12.04.19
Minutes	Season 8	at Kentucky	12.04.19

CAREER SUPERLATIVES

Points	Career 4	Wofford	11.11.18
Rebounds	Career 2	2x, last: at Kentucky	12.04.19
Field Goals Made	Career 2	Wofford	11.11.18
Field Goals Attempted	Career 4	UTEP	01.26.19
3-Point Field Goals Made	Career 1	at WKU	01.03.19
3-Point Field Goals Attempted	Career 3	2x, last: UTEP	01.26.19
Free Throws Made	Career 1	2x, last: MDES	12.28.19
Free Throws Attempted	Career 2	2x, last: MDES	12.28.19
Assists	Career 1	Gardner-Webb	11.05.19
Blocks	Career 0		
Steals	Career 1	6x, last: at Kentucky	12.04.19
Minutes	Career 13	2x, last: UTEP	01.26.19

2019-20 GAME-BY-GAME

DATE	OPPONENT	START	MIN.	FGM-FGA	PCT.	3FGM-3FGA	PCT.	FTM-FTA	PCT.	O-D--T	PF-FO	A	TO	B	S	PTS.
11.05	Gardner-Webb		6	0-1	0.0	0-0	0.0	1-2	50.0	0-1--1	0-0	1	1	0	1	1
11.09	Richmond		6	1-1	100.0	0-0	0.0	0-0	0.0	0-0--0	1-0	0	0	0	0	2
11.15	at Wake Forest															DID NOT PLAY
11.17	at ECU															DID NOT PLAY
11.24	Fordham		2	0-0	0.0	0-0	0.0	0-0	0.0	0-0--0	1-0	0	0	0	0	0
11.27	vs. Boston College															DID NOT PLAY
11.29	vs. Tulane															DID NOT PLAY
12.04	at Kentucky		8	0-3	0.0	0-2	0.0	0-0	0.0	0-2--2	2-0	0	3	0	1	0
12.17	Delaware															DID NOT PLAY
12.21	at Davidson															DID NOT PLAY
12.28	Maryland-Eastern Shore		1	0-0	0.0	0-0	0.0	1-2	50.0	0-0--0	0-0	0	0	0	0	1
01.02	at UAB															DID NOT PLAY
01.04	at Middle Tennessee															DID NOT PLAY
01.11	at Old Dominion															DID NOT PLAY
01.16	Marshall															DID NOT PLAY
01.18	WKU															DID NOT PLAY
01.23	at Florida Atlantic															DID NOT PLAY
01.25	at FIU															DID NOT PLAY
01.30	Louisiana Tech															DID NOT PLAY
02.01	Southern Miss															DID NOT PLAY
02.06	at UTEP															DID NOT PLAY
02.08	at UTSA															DID NOT PLAY
02.13	North Texas		4	0-1	0.0	0-0	0.0	0-0	0.0	0-0--0	1-0	0	1	0	0	0
02.15	Rice															DID NOT PLAY
02.20	Old Dominion															DID NOT PLAY
02.22	at Southern Miss*															DID NOT PLAY
02.29	FIU*															DID NOT PLAY
03.05	at WKU*															DID NOT PLAY
03.07	Middle Tennessee*															DID NOT PLAY

Miscellaneous	Season	Career
Double-digit scoring games	0	0
20-point games	0	0
10-rebound games	0	0
Led CLT in scoring	0	0
Led CLT in rebounding	0	0
Double-doubles	0	0

YEAR	GP-GS	Mins.-Avg	FG-FGA	Pct	3FG-FGA	Pct	FT-FTA	Pct	Off-Def--Total	Avg.	PF-FO	Ast	TO	Blk	Stl	Pts.-Avg.
2018-19	13-0	57-4.4	5-17	.294	1-8	.125	0-0	.000	1-3--4	0.3	4-0	0	7	0	4	11-0.8
2019-20	6-0	27-4.5	1-6	.167	0-2	.000	2-4	.500	0-3--3	0.5	5-0	1	5	0	2	4-0.7
CAREER	19-0	84-4.4	6-23	.261	1-10	.100	2-4	.500	1-6--7	0.4	9-0	1	12	0	6	15-0.8



OCTAVIA JETT-WILSON

GUARD • 5-8 • JUNIOR

GREENBELT, MD./ELEANOR ROOSEVELT HS

SEASON SUPERLATIVES

Points	Season 19	2x, last: at UTEP	02.06.20
Rebounds	Season 8	2x, last: at UTEP	02.06.20
Field Goals Made	Season 8	Richmond	11.09.19
Field Goals Attempted	Season 20	at UTEP	02.06.20
3-Point Field Goals Made	Season 4	at UTEP	02.06.20
3-Point Field Goals Attempted	Season 8	at UTEP	02.06.20
Free Throws Made	Season 6	2x, last: WKU	01.18.20
Free Throws Attempted	Season 7	2x, last: WKU	01.18.20
Assists	Season 5	at Old Dominion	01.11.20
Blocks	Season 2	2x, last: at UTEP	02.06.20
Steals	Season 3	2x, last: at UTSA	02.08.20
Minutes	Season 43	at UTEP	02.06.20
CAREER SUPERLATIVES			
Points	Career 21	Rutgers	11.16.17
Rebounds	Career 12	UTSA	01.24.19
Field Goals Made	Career 8	Richmond	11.09.19
Field Goals Attempted	Career 20	at UTEP	02.06.20
3-Point Field Goals Made	Career 4	at UTEP	02.06.20
3-Point Field Goals Attempted	Career 8	at UTEP	02.06.20
Free Throws Made	Career 15	Rutgers	11.16.17
Free Throws Attempted	Career 19	Rutgers	11.16.17
Assists	Career 6	2x, last: at Southern Miss	01.17.19
Blocks	Career 2	2x, last: at UTEP	02.06.20
Steals	Career 4	Davidson	12.21.17
Minutes	Career 43	at UTEP	02.06.20

2019-20 GAME-BY-GAME

DATE	OPPONENT	START	MIN.	FGM-FGA	PCT.	3FGM-3FGA	PCT.	FTM-FTA	PCT.	O-D--T	PF-FO	A	TO	B	S	PTS.
11.05	Gardner-Webb		20	4-5	80.0	1-1	100.0	5-7	71.4	2-3-5	1-0	0	2	2	1	14
11.09	Richmond		22	8-12	66.7	2-2	100.0	1-1	100.0	0-0-0	0-0	2	0	0	0	19
11.15	at Wake Forest		18	2-7	28.6	0-1	0.0	0-3	0.0	1-3-4	2-0	1	1	0	0	4
11.17	at ECU		27	0-6	0.0	0-1	0.0	4-4	100.0	2-1-3	0-0	3	2	0	1	4
11.24	Fordham		19	3-6	50.0	0-0	0.0	0-0	0.0	2-2-4	1-0	0	0	0	0	6
11.27	vs. Boston College		34	2-6	33.3	1-2	50.0	0-0	0.0	0-3-3	1-0	0	9	0	3	5
11.29	vs. Tulane		26	5-8	62.5	2-4	50.0	6-6	100.0	1-1-2	3-0	1	1	0	1	18
12.04	at Kentucky		22	3-6	50.0	0-1	0.0	0-1	0.0	0-1-1	1-0	1	0	0	0	6
12.17	Delaware		8	0-1	0.0	0-1	0.0	0-0	0.0	0-3-3	0-0	1	0	0	0	0
12.21	at Davidson		15	2-6	33.3	1-2	50.0	0-0	0.0	0-0-0	2-0	2	0	1	0	5
12.28	Maryland-Eastern Shore		17	1-3	33.3	0-2	0.0	2-2	100.0	0-2-2	0-0	0	1	0	0	4
01.02	at UAB		13	0-3	0.0	0-0	0.0	1-2	50.0	0-0-0	2-0	1	1	0	1	1
01.04	at Middle Tennessee									DID NOT PLAY						
01.11	at Old Dominion		21	0-4	0.0	0-0	0.0	1-2	50.0	0-4-4	0-0	5	0	0	0	1
01.16	Marshall		20	1-6	16.7	0-1	0.0	1-2	50.0	1-1-2	1-0	0	0	0	1	3
01.18	WKU		26	5-9	55.6	1-4	25.0	6-7	85.7	0-4-4	2-0	0	0	1	0	17
01.23	at Florida Atlantic		25	1-5	20.0	0-2	0.0	0-0	0.0	2-6-8	2-0	1	1	0	0	2
01.25	at FIU		25	2-4	50.0	1-1	100.0	0-0	0.0	0-0-0	2-0	1	1	0	2	5
01.30	Louisiana Tech	*	25	6-10	60.0	0-1	0.0	1-2	50.0	1-1-2	3-0	0	1	0	2	13
02.01	Southern Miss	*	28	2-7	28.6	0-1	0.0	4-8	50.0	0-4-4	2-0	0	2	0	1	8
02.06	at UTEP	*	43	7-20	35.0	4-8	50.0	1-4	25.0	2-6-8	4-0	1	2	2	0	19
02.08	at UTSA	*	32	5-13	38.5	0-2	0.0	3-4	75.0	1-2-3	2-0	3	2	1	3	13
02.13	North Texas	*	24	4-6	66.7	1-1	100.0	0-0	0.0	1-3-4	0-0	0	0	1	0	9
02.15	Rice	*	34	5-11	45.5	2-3	66.7	3-4	75.0	1-1-2	1-0	2	0	0	0	15
02.20	Old Dominion															
02.22	at Southern Miss*															
02.29	FIU*															
03.05	at WKU*															
03.07	Middle Tennessee*															

Miscellaneous	Season	Career
Double-digit scoring games	8	34
20-point games	0	2
10-rebound games	0	1
Led CLT in scoring	5	14
Led CLT in rebounding	1	4
Double-doubles	0	0

YEAR	GP-GS	Mins.-Avg	FG-FGA	Pct	3FG-FGA	Pct	FT-FTA	Pct	Off-Def--Total	Avg.	PF-FO	Ast	TO	Blk	Stl	Pts.-Avg.
2017-18	30-28	858-28.6	94-236	.398	20-70	.286	96-125	.768	48-46-94	3.1	36-0	56	56	2	27	304-10.1
2018-19	31-31	795-25.6	83-238	.349	20-69	.290	45-79	.570	51-50-101	3.3	48-0	50	45	2	13	231-7.5
2019-20	23-6	544-23.7	68-164	.415	16-41	.390	39-59	.661	17-51-68	3.0	32-0	25	26	8	16	191-8.3
CAREER	84-65	2197-26.2	245-638	.384	56-180	.311	180-263	.684	116-147-263	3.1	116-0	131	126	12	56	726-8.6



MADDIE MOORE

FORWARD • 6-3 • SOPHOMORE

HIGH POINT, N.C./WESTRIDGE ACADEMY

SEASON SUPERLATIVES

Points	Season 8	2x, last: at Wake Forest	11.15.19
Rebounds	Season 7	Gardner-Webb	11.05.19
Field Goals Made	Season 4	Richmond	11.09.19
Field Goals Attempted	Season 6	3x, last: at Kentucky	12.04.19
3-Point Field Goals Made	Season 0		
3-Point Field Goals Attempted	Season 2	at Kentucky	12.04.19
Free Throws Made	Season 3	Gardner-Webb	11.05.19
Free Throws Attempted	Season 4	2x, last: Fordham	11.24.19
Assists	Season 1	3x, last: at Kentucky	12.04.19
Blocks	Season 1	3x, last: at Kentucky	12.04.19
Steals	Season 1	3x, last: MDES	12.28.19
Minutes	Season 19	at Kentucky	12.04.19

CAREER SUPERLATIVES

Points	Career 10	Middle Tennessee	02.07.19
Rebounds	Career 9	Old Dominion	02.16.19
Field Goals Made	Career 4	4x, last: Richmond	11.09.19
Field Goals Attempted	Career 9	Florida Atlantic	01.12.19
3-Point Field Goals Made	Career 2	UTEP	01.26.19
3-Point Field Goals Attempted	Career 3	UTEP	01.26.19
Free Throws Made	Career 3	Gardner-Webb	11.05.19
Free Throws Attempted	Career 4	2x, last: Fordham	11.24.19
Assists	Career 1	6x, last: at Kentucky	12.04.19
Blocks	Career 2	Middle Tennessee	02.07.19
Steals	Career 2	2x, last: Florida Atlantic	01.12.19
Minutes	Career 27	Middle Tennessee	02.07.19

2019-20 GAME-BY-GAME

DATE	OPPONENT	START	MIN.	FGM-FGA	PCT.	3FGM-3FGA	PCT.	FTM-FTA	PCT.	O-D-T	PF-FO	A	TO	B	S	PTS.
11.05	Gardner-Webb		13	1-2	50.0	0-0	0.0	3-4	75.0	2-5-7	5-1	0	1	0	0	5
11.09	Richmond		16	4-5	80.0	0-0	0.0	0-1	0.0	1-1-2	4-0	1	1	1	0	8
11.15	at Wake Forest		18	3-6	50.0	0-0	0.0	2-2	100.0	1-5-6	3-0	0	0	0	1	8
11.17	at ECU		11	0-1	0.0	0-0	0.0	0-0	0.0	0-1-1	2-0	1	0	0	0	0
11.24	Fordham		12	0-1	0.0	0-0	0.0	1-4	25.0	1-1-2	0-0	0	0	0	0	1
11.27	vs. Boston College		1	0-0	0.0	0-0	0.0	0-0	0.0	1-0-1	0-0	1	0	1	0	0
11.29	vs. Tulane		17	2-6	33.3	0-0	0.0	0-0	0.0	0-2-2	1-0	0	1	0	0	4
12.04	at Kentucky		19	1-6	16.7	0-2	0.0	0-2	0.0	3-1-4	2-0	1	0	1	0	2
12.17	Delaware		7	0-2	0.0	0-0	0.0	0-2	0.0	0-0-0	1-0	0	3	0	0	0
12.21	at Davidson		2	1-1	100.0	0-0	0.0	0-0	0.0	0-0-0	2-0	0	1	0	1	2
12.28	Maryland-Eastern Shore		6	0-1	0.0	0-0	0.0	1-2	50.0	0-2-2	0-0	0	0	0	1	1
01.02	at UAB															
01.04	at Middle Tennessee		11	1-2	50.0	0-1	0.0	0-0	0.0	0-0-0	1-0	0	0	0	0	2
01.11	at Old Dominion		9	1-2	50.0	0-0	0.0	0-0	0.0	0-1-1	2-0	0	1	0	1	2
01.16	Marshall															
01.18	WKU		1	0-0	0.0	0-0	0.0	0-0	0.0	0-0-0	0-0	0	0	0	0	0
01.23	at Florida Atlantic															
01.25	at FIU															
01.30	Louisiana Tech															
02.01	Southern Miss															
02.06	at UTEP															
02.08	at UTSA		4	0-0	0.0	0-0	0.0	0-0	0.0	1-1-2	2-0	0	1	0	0	0
02.13	North Texas		6	0-1	0.0	0-0	0.0	0-0	0.0	0-0-0	1-0	0	2	0	0	0
02.15	Rice															
02.20	Old Dominion															
02.22	at Southern Miss*															
02.29	FIU*															
03.05	at WKU*															
03.07	Middle Tennessee*															

Miscellaneous	Season	Career
Double-digit scoring games	0	1
20-point games	0	0
10-rebound games	0	0
Led CLT in scoring	0	0
Led CLT in rebounding	0	1
Double-doubles	0	0

YEAR	GP-GS	Mins.-Avg	FG-FGA	Pct	3FG-FGA	Pct	FT-FTA	Pct	Off-Def--Total	Avg.	PF-FO	Ast	TO	Blk	Stl	Pts.-Avg.
2018-19	24-1	250-10.4	27-63	.429	4-9	.444	6-14	.429	24-38-62	2.6	43-0	3	22	11	9	64-2.7
2019-20	16-0	153-9.6	14-36	.389	0-3	.000	7-17	.412	10-20-30	1.9	26-1	4	11	3	4	35-2.2
CAREER	40-1	403-10.1	41-99	.414	4-12	.333	13-31	.419	34-58-92	2.3	69-1	7	33	14	13	99-2.5



JADA McMILLIAN

GUARD • 5-7 • SOPHOMORE

RALEIGH, N.C./SOUTHEAST RALEIGH HS

SEASON SUPERLATIVES

Points	Season 17 at Davidson	12.21.19
Rebounds	Season 11 Marshall	01.16.20
Field Goals Made	Season 6 WKU	01.18.20
Field Goals Attempted	Season 14 at UAB	01.02.20
3-Point Field Goals Made	Season 1 6x, last: Rice	02.15.20
3-Point Field Goals Attempted	Season 4 at ECU	11.17.19
Free Throws Made	Season 9 at Davidson	12.21.19
Free Throws Attempted	Season 10 at Davidson	12.21.19
Assists	Season 7 2x, last: Southern Miss	02.01.20
Blocks	Season 2 at UTEP	02.06.20
Steals	Season 4 at Florida Atlantic	01.23.20
Minutes	Season 37 3x, last: Louisiana Tech	01.30.20
CAREER SUPERLATIVES		
Points	Career 20 at Old Dominion	02.23.19
Rebounds	Career 11 Marshall	01.16.20
Field Goals Made	Career 6 2x, last: WKU	01.18.20
Field Goals Attempted	Career 14 at UAB	01.02.20
3-Point Field Goals Made	Career 2 FIU	01.10.19
3-Point Field Goals Attempted	Career 4 2x, last: at ECU	11.17.19
Free Throws Made	Career 9 at Davidson	12.21.19
Free Throws Attempted	Career 12 at Old Dominion	02.23.19
Assists	Career 7 2x, last: Southern Miss	02.01.20
Blocks	Career 2 at UTEP	02.06.20
Steals	Career 4 at Florida Atlantic	01.23.20
Minutes	Career 39 vs. UAB (C-USA)	03.14.19

2019-20 GAME-BY-GAME

DATE	OPPONENT	START	MIN.	FGM-FGA	PCT.	3FGM-3FGA	PCT.	FTM-FTA	PCT.	O-D--T	PF-FO	A	TO	B	S	PTS.
11.05	Gardner-Webb	*	27	1-5	20.0	0-2	0.0	0-0	0.0	0-1--1	1-0	3	4	1	1	2
11.09	Richmond	*	21	0-1	0.0	0-0	0.0	0-0	0.0	0-0--0	2-0	2	4	0	1	0
11.15	at Wake Forest	*	34	3-6	50.0	1-1	100.0	0-0	0.0	0-2--2	1-0	1	1	0	2	7
11.17	at ECU	*	33	0-5	0.0	0-4	0.0	2-2	100.0	0-4--4	2-0	6	8	0	1	2
11.24	Fordham	*	23	0-5	0.0	0-1	0.0	0-0	0.0	1-2--3	0-0	2	0	0	1	0
11.27	vs. Boston College	*	9	1-2	50.0	0-0	0.0	0-0	0.0	0-0--0	3-0	3	1	0	1	2
11.29	vs. Tulane	*	17	2-5	40.0	1-2	50.0	0-0	0.0	0-0--0	3-0	2	0	1	0	5
12.04	at Kentucky	*	20	1-2	50.0	0-0	0.0	1-1	100.0	2-1--3	3-0	4	3	0	0	3
12.17	Delaware	*	18	0-4	0.0	0-0	0.0	2-2	100.0	0-2--2	0-0	1	0	0	1	2
12.21	at Davidson	*	37	4-8	50.0	0-0	0.0	9-10	90.0	0-3--3	2-0	1	0	0	0	17
12.28	Maryland-Eastern Shore	*	33	5-6	83.3	1-1	100.0	1-1	100.0	0-2--2	2-0	6	3	0	1	12
01.02	at UAB	*	34	5-14	35.7	0-0	0.0	2-2	100.0	1-1--2	2-0	4	4	0	1	12
01.04	at Middle Tennessee	*	34	1-3	33.3	0-1	0.0	1-2	50.0	0-2--2	1-0	2	4	0	0	3
01.11	at Old Dominion	*	34	3-7	42.9	1-2	50.0	0-1	0.0	0-3--3	4-0	2	5	0	2	7
01.16	Marshall	*	34	2-4	50.0	0-2	0.0	4-6	66.7	4-7--11	3-0	4	4	0	1	8
01.18	WKU	*	37	6-7	85.7	1-2	50.0	1-3	33.3	1-3--4	3-0	2	4	0	2	14
01.23	at Florida Atlantic	*	31	1-5	20.0	0-3	0.0	1-4	25.0	1-0--1	4-0	1	4	0	4	3
01.25	at FIU	*	33	2-7	28.6	0-1	0.0	4-6	66.7	1-3--4	0-0	7	2	0	1	8
01.30	Louisiana Tech	*	37	2-5	40.0	0-1	0.0	0-0	0.0	1-7--8	2-0	6	2	0	2	4
02.01	Southern Miss	*	34	1-5	20.0	0-1	0.0	3-8	37.5	3-2--5	2-0	7	3	1	1	5
02.06	at UTEP	*	24	0-1	0.0	0-0	0.0	0-2	0.0	0-0--0	5-1	4	1	2	0	0
02.08	at UTSA	*	33	0-5	0.0	0-1	0.0	4-6	66.7	1-0--1	4-0	5	3	0	2	4
02.13	North Texas	*	26	2-4	50.0	0-0	0.0	4-4	100.0	0-2--2	3-0	3	2	1	0	8
02.15	Rice	*	18	2-5	40.0	1-1	100.0	2-2	100.0	1-0--1	4-0	4	0	0	0	7
02.20	Old Dominion															
02.22	at Southern Miss*															
02.29	FIU*															
03.05	at WKU*															
03.07	Middle Tennessee*															

Miscellaneous	Season	Career
Double-digit scoring games	4	5
20-point games	0	1
10-rebound games	1	1
Led CLT in scoring	1	2
Led CLT in rebounding	0	0
Double-doubles	0	0

YEAR	GP-GS	Mins.-Avg	FG-FGA	Pct	3FG-FGA	Pct	FT-FTA	Pct	Off-Def--Total	Avg.	PF-FO	Ast	TO	Blk	Stl	Pts.-Avg.
2018-19	31-5	523-16.9	27-82	.329	5-24	.208	23-38	.605	6-33--39	1.3	23-0	56	39	4	13	82-2.6
2019-20	24-24	681-28.4	44-121	.364	6-26	.231	41-62	.661	17-48--65	2.7	56-1	82	62	6	25	135-5.6
CAREER	55-29	1204-21.9	71-203	.350	11-50	.220	64-100	.640	23-81--104	1.9	79-1	138	101	10	39	217-3.9



SIERRA McCULLOUGH

FORWARD • 6-2 • FRESHMAN

OPELIKA, ALA./SOUTH POINTE (S.C.) HS

SEASON SUPERLATIVES

Points
Season 5 Richmond 11.09.19

Rebounds
Season 6 North Texas 02.13.20

Field Goals Made
Season 2 2x, last: North Texas 02.13.20

Field Goals Attempted
Season 4 2x, last: North Texas 02.13.20

3-Point Field Goals Made
Season 0

3-Point Field Goals Attempted
Season 0

Free Throws Made
Season 3 Richmond 11.09.19

Free Throws Attempted
Season 5 Richmond 11.09.19

Assists
Season 1 3x, last: at UTSA 02.08.20

Blocks
Season 0

Steals
Season 1 4x, last: North Texas 02.13.20

Minutes
Season 14 Richmond 11.09.19

CAREER SUPERLATIVES

Points
Career 5 Richmond 11.09.19

Rebounds
Career 6 North Texas 02.13.20

Field Goals Made
Career 2 2x, last: North Texas 02.13.20

Field Goals Attempted
Career 4 2x, last: North Texas 02.13.20

3-Point Field Goals Made
Career 0

3-Point Field Goals Attempted
Career 0

Free Throws Made
Career 3 Richmond 11.09.19

Free Throws Attempted
Career 5 Richmond 11.09.19

Assists
Career 1 3x, last: at UTSA 02.08.20

Blocks
Career 0

Steals
Career 1 4x, last: North Texas 02.13.20

Minutes
Career 14 Richmond 11.09.19

2019-20 GAME-BY-GAME

DATE	OPPONENT	START	MIN.	FGM-FGA	PCT.	3FGM-3FGA	PCT.	FTM-FTA	PCT.	O-D--T	PF-FO	A	TO	B	S	PTS.
11.05	Gardner-Webb		7	1-4	25.0	0-0	0.0	0-0	0.0	2-2-4	5-1	0	2	0	0	2
11.09	Richmond		14	1-2	50.0	0-0	0.0	3-5	60.0	2-1-3	3-0	0	0	0	1	5
11.15	at Wake Forest		7	0-0	0.0	0-0	0.0	1-2	50.0	0-0-0	2-0	0	0	0	1	1
11.17	at ECU															
DID NOT PLAY																
11.24	Fordham		6	0-0	0.0	0-0	0.0	0-0	0.0	0-0-0	1-0	0	0	0	0	0
11.27	vs. Boston College		2	1-1	100.0	0-0	0.0	0-0	0.0	0-0-0	1-0	0	0	0	0	2
11.29	vs. Tulane		5	1-1	100.0	0-0	0.0	0-0	0.0	1-0-1	3-0	0	0	0	0	2
12.04	at Kentucky		8	2-3	66.7	0-0	0.0	0-0	0.0	0-2-2	3-0	1	1	0	0	4
12.17	Delaware		5	0-1	0.0	0-0	0.0	0-0	0.0	0-3-3	1-0	0	1	0	0	0
12.21	at Davidson															
DID NOT PLAY																
12.28	Maryland-Eastern Shore		1	0-0	0.0	0-0	0.0	0-0	0.0	0-0-0	0-0	0	1	0	0	0
01.02	at UAB															
DID NOT PLAY																
01.04	at Middle Tennessee															
DID NOT PLAY																
01.11	at Old Dominion															
DID NOT PLAY																
01.16	Marshall		2	0-2	0.0	0-0	0.0	0-0	0.0	0-1-1	0-0	0	0	0	0	2
01.18	WKU															
DID NOT PLAY																
01.23	at Florida Atlantic		8	0-1	0.0	0-0	0.0	0-0	0.0	0-1-1	3-0	1	1	0	0	0
01.25	at FIU		11	0-1	0.0	0-0	0.0	0-0	0.0	0-3-3	2-0	0	2	0	1	0
01.30	Louisiana Tech		1	0-0	0.0	0-0	0.0	0-0	0.0	0-0-0	0-0	0	0	0	0	0
02.01	Southern Miss															
DID NOT PLAY																
02.06	at UTEP															
DID NOT PLAY																
02.08	at UTSA		11	1-2	50.0	0-0	0.0	0-0	0.0	1-2-3	2-0	1	0	0	0	2
02.13	North Texas		9	2-4	50.0	0-0	0.0	0-3	0.0	3-3-6	0-0	0	0	0	1	4
02.15	Rice															
DID NOT PLAY																
02.20	Old Dominion															
DID NOT PLAY																
02.22	at Southern Miss*															
DID NOT PLAY																
02.29	FIU*															
DID NOT PLAY																
03.05	at WKU*															
DID NOT PLAY																
03.07	Middle Tennessee*															
DID NOT PLAY																

Miscellaneous	Season	Career
Double-digit scoring games	0	0
20-point games	0	0
10-rebound games	0	0
Led CLT in scoring	0	0
Led CLT in rebounding	0	0
Double-doubles	0	0

CAREER STATISTICS

YEAR	GP-GS	Mins.-Avg	FG-FGA	Pct	3FG-FGA	Pct	FT-FTA	Pct	Off-Def--Total	Avg.	PF-FO	Ast	TO	Blk	Stl	Pts.-Avg.
2019-20	15-0	97-6.5	9-22	.409	0-0	.000	4-10	.400	9-18--27	1.8	26-1	3	8	1	4	22-1.5
CAREER	15-0	97-6.5	9-22	.409	0-0	.000	4-10	.400	9-18--27	1.8	26-1	3	8	1	4	22-1.5



LAUREN HARLEY

GUARD • 5-10 • SENIOR

COLUMBIA, S.C./BLYTHEWOOD HS

SEASON SUPERLATIVES

Points
Season 10 at UTSA 02.08.20

Rebounds
Season 9 at UTSA 02.08.20

Field Goals Made
Season 5 at UTSA 02.08.20

Field Goals Attempted
Season 8 at Middle Tennessee 01.04.20

3-Point Field Goals Made
Season 0

3-Point Field Goals Attempted
Season 0

Free Throws Made
Season 4 at Davidson 12.21.19

Free Throws Attempted
Season 6 at Davidson 12.21.19

Assists
Season 4 Delaware 12.17.19

Blocks
Season 2 2x, last: Southern Miss 02.01.20

Steals
Season 3 2x, last: at FIU 01.25.20

Minutes
Season 28 2x, last: at UTSA 02.08.20

CAREER SUPERLATIVES

Points
Career 10 3x, last: at UTSA 02.08.20

Rebounds
Career 10 at Mercer 12.08.18

Field Goals Made
Career 5 3x, last: at UTSA 02.08.20

Field Goals Attempted
Career 9 Bethune-Cookman 12.28.18

3-Point Field Goals Made
Career 0

3-Point Field Goals Attempted
Career 1 at WKU 01.03.19

Free Throws Made
Career 4 3x, last: at Davidson 12.21.19

Free Throws Attempted
Career 6 3x, last: at Davidson 12.21.19

Assists
Career 4 Delaware 12.17.19

Blocks
Career 4 at WKU 02.23.18

Steals
Career 3 3x, last: at FIU 01.25.20

Minutes
Career 33 Bethune-Cookman 12.28.18

2019-20 GAME-BY-GAME

DATE	OPPONENT	START	MIN.	FGM-FGA	PCT.	3FGM-3FGA	PCT.	FTM-FTA	PCT.	O-D--T	PF-FO	A	TO	B	S	PTS.
11.05	Gardner-Webb		7	0-0	0.0	0-0	0.0	0-0	0.0	0-2--2	1-0	0	1	0	0	0
11.09	Richmond		7	1-1	100.0	0-0	0.0	0-0	0.0	1-0--1	1-0	0	0	1	1	2
11.15	at Wake Forest									DID NOT PLAY						
11.17	at ECU									DID NOT PLAY						
11.24	Fordham		15	1-2	50.0	0-0	0.0	0-0	0.0	0-1--1	2-0	0	0	0	0	2
11.27	vs. Boston College		10	1-2	50.0	0-0	0.0	0-0	0.0	2-1--3	1-0	0	2	0	0	2
11.29	vs. Tulane		2	0-0	0.0	0-0	0.0	0-0	0.0	0-0--0	0-0	0	0	0	0	0
12.04	at Kentucky		19	2-3	66.7	0-0	0.0	0-0	0.0	0-3--3	1-0	1	2	0	1	4
12.17	Delaware		20	2-5	40.0	0-0	0.0	1-4	25.0	0-3--3	1-0	4	1	1	2	5
12.21	at Davidson		14	0-1	0.0	0-0	0.0	4-6	66.7	1-4--5	2-0	1	4	1	3	4
12.28	Maryland-Eastern Shore		10	2-3	66.7	0-0	0.0	0-0	0.0	1-2--3	0-0	0	0	0	2	4
01.02	at UAB		6	0-1	0.0	0-0	0.0	0-0	0.0	0-0--0	2-0	0	0	0	0	0
01.04	at Middle Tennessee		21	2-8	25.0	0-0	0.0	0-1	0.0	5-2--7	3-0	1	1	2	0	4
01.11	at Old Dominion		6	0-0	0.0	0-0	0.0	0-0	0.0	1-0--1	0-0	0	0	0	0	0
01.16	Marshall		2	0-1	0.0	0-0	0.0	0-0	0.0	0-0--0	0-0	0	1	0	0	0
01.18	WKU		1	0-0	0.0	0-0	0.0	0-0	0.0	0-0--0	0-0	0	0	0	0	0
01.23	at Florida Atlantic		12	1-1	100.0	0-0	0.0	0-0	0.0	1-2--3	0-0	1	0	0	1	2
01.25	at FIU		20	1-2	50.0	0-0	0.0	0-0	0.0	1-4--5	2-0	2	0	0	3	2
01.30	Louisiana Tech		28	3-5	60.0	0-0	0.0	1-1	100.0	3-1--4	3-0	1	3	1	2	7
02.01	Southern Miss		21	1-4	25.0	0-0	0.0	0-0	0.0	3-2--5	1-0	2	0	2	0	2
02.06	at UTEP		15	1-1	100.0	0-0	0.0	2-2	100.0	0-1--1	1-0	1	1	0	0	4
02.08	at UTSA		28	5-6	83.3	0-0	0.0	0-0	0.0	1-8--9	2-0	0	1	0	1	10
02.13	North Texas		16	1-1	100.0	0-0	0.0	0-1	0.0	1-6--7	2-0	1	0	1	0	2
02.15	Rice		22	1-1	100.0	0-0	0.0	2-2	100.0	0-3--3	2-0	0	0	1	2	4
02.20	Old Dominion									DID NOT PLAY						
02.22	at Southern Miss*									DID NOT PLAY						
02.29	FIU*									DID NOT PLAY						
03.05	at WKU*									DID NOT PLAY						
03.07	Middle Tennessee*									DID NOT PLAY						

Miscellaneous	Season	Career
Double-digit scoring games	1	3
20-point games	0	0
10-rebound games	0	0
Led CLT in scoring	0	0
Led CLT in rebounding	0	5
Double-doubles	0	0

YEAR	GP-GS	Mins.-Avg	FG-FGA	Pct	3FG-FGA	Pct	FT-FTA	Pct	Off-Def--Total	Avg.	PF-FO	Ast	TO	Blk	Stl	Pts.-Avg.
2016-17	24-0	152-6.3	4-19	.211	0-0	.000	8-17	.471	16-19--35	1.5	15-0	10	8	2	7	16-0.7
2017-18	22-2	262-11.9	24-53	.453	0-0	.000	14-20	.700	23-38--61	2.8	22-0	5	21	6	7	62-2.8
2018-19	29-9	532-18.3	34-77	.442	0-1	.000	8-19	.421	42-75--117	4.0	40-1	19	24	13	13	76-2.6
2019-20	22-0	302-13.7	25-48	.521	0-0	.000	10-17	.588	21-45--66	3.0	27-0	15	17	10	18	60-2.7
CAREER	97-11	1248-12.9	87-197	.442	0-1	.000	40-73	.548	101-177--278	2.9	104-1	48	70	31	45	214-2.2



DARA PEARSON

FORWARD • 6-3 • REDSHIRT JUNIOR
HAMPTON, VA./HAMPTON HS

SEASON SUPERLATIVES

Points	Season 12	2x, last: Louisiana Tech	01.30.20
Rebounds	Season 10	at Davidson	12.21.19
Field Goals Made	Season 5	2x, last: Louisiana Tech	01.30.20
Field Goals Attempted	Season 7	Louisiana Tech	01.30.20
3-Point Field Goals Made	Season 0		
3-Point Field Goals Attempted	Season 0		
Free Throws Made	Season 2	4x, last: at UTSA	02.08.20
Free Throws Attempted	Season 5	Maryland-Eastern Shore	12.28.19
Assists	Season 2	Gardner-Webb	11.05.19
Blocks	Season 3	at UAB	01.02.20
Steals	Season 4	vs. Boston College	11.27.19
Minutes	Season 34	at Davidson	12.21.19

CAREER SUPERLATIVES

Points	Career 14	at Southern Miss	01.25.18
Rebounds	Career 19	at Arkansas	12.07.17
Field Goals Made	Career 6	2x, last: Old Dominion	03.01.18
Field Goals Attempted	Career 10	at Arkansas	12.07.17
3-Point Field Goals Made	Career 0		
3-Point Field Goals Attempted	Career 1	at Wisconsin	11.12.17
Free Throws Made	Career 6	Davidson	12.21.16
Free Throws Attempted	Career 7	Davidson	12.21.16
Assists	Career 2	2x, last: Gardner-Webb	11.05.19
Blocks	Career 3	4x, last: at UAB	01.02.20
Steals	Career 4	vs. Boston College	11.27.19
Minutes	Career 45	at Southern Miss	01.25.18

2019-20 GAME-BY-GAME

DATE	OPPONENT	START	MIN.	FGM-FGA	PCT.	3FGM-3FGA	PCT.	FTM-FTA	PCT.	O-D--T	PF-FO	A	TO	B	S	PTS.
11.05	Gardner-Webb	*	13	1-1	100.0	0-0	0.0	0-0	0.0	2-3--5	4-0	2	1	0	0	2
11.09	Richmond	*	10	0-0	0.0	0-0	0.0	0-0	0.0	0-2--2	0-0	1	1	1	0	0
11.15	at Wake Forest	*	5	0-0	0.0	0-0	0.0	0-0	0.0	0-0--0	3-0	0	0	0	0	0
11.17	at ECU	*	16	0-1	0.0	0-0	0.0	0-0	0.0	1-3--4	2-0	0	1	1	0	0
11.24	Fordham	*	15	0-2	0.0	0-0	0.0	0-0	0.0	4-0--4	2-0	0	1	0	0	0
11.27	vs. Boston College	*	26	2-3	66.7	0-0	0.0	0-2	0.0	2-3--5	3-0	0	0	1	4	4
11.29	vs. Tulane	*	16	0-0	0.0	0-0	0.0	0-0	0.0	1-2--3	0-0	0	0	0	0	0
12.04	at Kentucky	*	10	0-0	0.0	0-0	0.0	0-0	0.0	1-0--1	1-0	1	0	1	0	0
12.17	Delaware	*	28	5-6	83.3	0-0	0.0	2-3	66.7	2-4--6	3-0	0	0	1	1	12
12.21	at Davidson	*	34	3-4	75.0	0-0	0.0	0-1	0.0	3-7--10	2-0	0	1	1	0	6
12.28	Maryland-Eastern Shore	*	15	2-2	100.0	0-0	0.0	1-5	20.0	3-2--5	1-0	1	0	1	0	5
01.02	at UAB	*	24	3-4	75.0	0-0	0.0	2-3	66.7	4-3--7	3-0	0	1	3	0	8
01.04	at Middle Tennessee	*	9	0-0	0.0	0-0	0.0	0-2	0.0	1-1--2	0-0	0	0	1	0	0
01.11	at Old Dominion	*	16	0-3	0.0	0-0	0.0	0-0	0.0	0-4--4	3-0	0	0	1	0	0
01.16	Marshall	*	15	2-2	100.0	0-0	0.0	0-1	0.0	0-0--0	2-0	0	1	0	1	4
01.18	WKU	*	9	0-1	0.0	0-0	0.0	0-0	0.0	0-3--3	0-0	0	0	0	0	0
01.23	at Florida Atlantic	*	19	2-4	50.0	0-0	0.0	0-0	0.0	2-1--3	2-0	0	1	0	0	4
01.25	at FIU	*	13	0-0	0.0	0-0	0.0	0-0	0.0	0-1--1	0-0	0	3	1	0	0
01.30	Louisiana Tech	*	18	5-7	71.4	0-0	0.0	2-2	100.0	5-1--6	2-0	0	1	1	2	12
02.01	Southern Miss	*	19	3-4	75.0	0-0	0.0	1-3	33.3	4-3--7	5-1	0	2	0	1	7
02.06	at UTEP	*	29	1-2	50.0	0-0	0.0	1-1	100.0	4-2--6	4-0	0	2	1	1	3
02.08	at UTSA	*	8	1-1	100.0	0-0	0.0	2-2	100.0	1-2--3	2-0	0	1	0	0	4
02.13	North Texas	*	5	2-3	66.7	0-0	0.0	0-0	0.0	0-1--1	3-0	0	1	0	1	4
02.15	Rice	*	11	1-1	100.0	0-0	0.0	0-0	0.0	0-1--1	1-0	0	1	1	0	2
02.20	Old Dominion															
02.22	at Southern Miss*															
02.29	FIU*															
03.05	at WKU*															
03.07	Middle Tennessee*															

Miscellaneous	Season	Career
Double-digit scoring games	2	10
20-point games	0	0
10-rebound games	1	15
Led CLT in scoring	0	1
Led CLT in rebounding	1	17
Double-doubles	0	6

YEAR	GP-GS	Mins.-Avg	FG-FGA	Pct	3FG-FGA	Pct	FT-FTA	Pct	Off-Def--Total	Avg.	PF-FO	Ast	TO	Blk	Stl	Pts.-Avg.
2015-16	30-0	332-11.1	32-76	.421	0-0	.000	13-29	.448	31-39--70	2.3	25-0	3	16	18	12	77-2.6
2016-17	30-29	932-31.1	77-161	.478	0-1	.000	41-69	.594	90-167--257	8.6	48-1	8	31	27	25	195-6.5
2018-19	9-3	106-11.8	5-9	.556	0-0	.000	3-6	.500	5-20--25	2.8	11-0	0	9	4	3	13-1.4
2019-20	24-24	383-16.0	33-51	.647	0-0	.000	11-25	.440	40-49--89	3.7	48-1	5	19	16	11	77-3.2
CAREER	93-56	1753-18.8	147-297	.495	0-1	.000	68-129	.527	166-275--441	4.7	132-2	16	75	65	41	362-3.9



JAZMIN HARRIS

CENTER • 6-3 • SOPHOMORE

GREENSBORO, N.C./EASTERN GUILFORD HS

SEASON SUPERLATIVES

Points
Season 15 2x, last: Southern Miss 02.01.20

Rebounds
Season 8 2x, last: Southern Miss 02.01.20

Field Goals Made
Season 7 3x, last: Southern Miss 02.01.20

Field Goals Attempted
Season 13 at Middle Tennessee 01.04.20

3-Point Field Goals Made
Season 0

3-Point Field Goals Attempted
Season 0

Free Throws Made
Season 7 Maryland-Eastern Shore 12.28.19

Free Throws Attempted
Season 8 Maryland-Eastern Shore 12.28.19

Assists
Season 1 2x, last: at Old Dominion 01.11.20

Blocks
Season 2 2x, last: at UAB 01.02.20

Steals
Season 1 2x, last: Southern Miss 02.01.20

Minutes
Season 27 Rice 02.15.20

CAREER SUPERLATIVES

Points
Career 20 at Fordham 11.18.18

Rebounds
Career 10 2x, last: at FIU 03.02.19

Field Goals Made
Career 10 at Fordham 11.18.18

Field Goals Attempted
Career 16 FIU 01.10.19

3-Point Field Goals Made
Career 0

3-Point Field Goals Attempted
Career 0

Free Throws Made
Career 7 Maryland-Eastern Shore 12.28.19

Free Throws Attempted
Career 8 Maryland-Eastern Shore 12.28.19

Assists
Career 1 3x, last: at Old Dominion 01.11.20

Blocks
Career 3 3x, last: Bethune-Cookman 12.28.18

Steals
Career 2 3x, last: UAB 02.09.19

Minutes
Career 28 UTSA 01.24.19

2019-20 GAME-BY-GAME

DATE	OPPONENT	START	MIN.	FGM-FGA	PCT.	3FGM-3FGA	PCT.	FTM-FTA	PCT.	O-D--T	PF-FO	A	TO	B	S	PTS.
11.05	Gardner-Webb		16	7-11	63.6	0-0	0.0	1-2	50.0	1-3--4	2-0	0	1	1	0	15
11.09	Richmond		13	4-6	66.7	0-0	0.0	1-2	50.0	0-2--2	1-0	0	1	1	0	9
11.15	at Wake Forest		13	2-3	66.7	0-0	0.0	0-0	0.0	1-1--2	1-0	1	0	0	0	4
11.17	at ECU		18	4-6	66.7	0-0	0.0	2-2	100.0	3-5--8	1-0	0	1	1	0	10
11.24	Fordham		16	2-11	18.2	0-0	0.0	0-0	0.0	2-1--3	2-0	0	1	0	0	4
11.27	vs. Boston College		11	2-4	50.0	0-0	0.0	2-2	100.0	1-3--4	3-0	0	0	0	0	6
11.29	vs. Tulane		6	1-2	50.0	0-0	0.0	0-0	0.0	2-2--4	1-0	0	1	1	0	2
12.04	at Kentucky		15	4-10	40.0	0-0	0.0	0-0	0.0	0-5--5	0-0	0	0	0	0	8
12.17	Delaware															
DID NOT PLAY																
12.21	at Davidson		5	0-0	0.0	0-0	0.0	0-0	0.0	0-1--1	1-0	0	0	0	0	0
12.28	Maryland-Eastern Shore		18	2-6	33.3	0-0	0.0	7-8	87.5	3-4--7	2-0	0	2	2	0	11
01.02	at UAB		17	4-7	57.1	0-0	0.0	1-2	50.0	1-6--7	1-0	0	1	2	0	9
01.04	at Middle Tennessee		21	7-13	53.8	0-0	0.0	0-0	0.0	1-6--7	2-0	0	3	0	0	14
01.11	at Old Dominion		18	3-9	33.3	0-0	0.0	0-0	0.0	1-6--7	4-0	1	2	1	1	6
01.16	Marshall		16	2-9	22.2	0-0	0.0	0-0	0.0	3-2--5	0-0	0	0	2	0	4
01.18	WKU		24	3-6	50.0	0-0	0.0	0-0	0.0	1-3--4	2-0	0	1	1	0	6
01.23	at Florida Atlantic		11	0-3	0.0	0-0	0.0	0-4	0.0	1-2--3	0-0	0	0	1	0	0
01.25	at FIU		10	1-4	25.0	0-0	0.0	1-2	50.0	2-4--6	1-0	0	2	1	0	3
01.30	Louisiana Tech		13	2-6	33.3	0-0	0.0	0-0	0.0	1-5--6	2-0	0	2	0	0	4
02.01	Southern Miss		19	7-11	63.6	0-0	0.0	1-3	33.3	3-5--8	3-0	0	2	0	1	15
02.06	at UTPEP		8	3-4	75.0	0-0	0.0	1-4	25.0	0-2--2	1-0	0	2	1	0	7
02.08	at UTSA		18	5-8	62.5	0-0	0.0	4-6	66.7	0-3--3	0-0	0	1	0	0	14
02.13	North Texas		18	3-4	75.0	0-0	0.0	3-6	50.0	3-4--7	2-0	1	0	1	0	9
02.15	Rice		27	3-9	33.3	0-0	0.0	1-2	50.0	2-5--7	3-0	0	0	0	0	7
02.20	Old Dominion															
02.22	at Southern Miss*															
02.29	FIU*															
03.05	at WKU*															
03.07	Middle Tennessee*															

Miscellaneous	Season	Career
Double-digit scoring games	6	17
20-point games	0	1
10-rebound games	0	2
Led CLT in scoring	2	5
Led CLT in rebounding	3	7
Double-doubles	0	0

CAREER STATISTICS

YEAR	GP-GS	Mins.-Avg	FG-FGA	Pct	3FG-FGA	Pct	FT-FTA	Pct	Off-Def--Total	Avg.	PF-FO	Ast	TO	Blk	Stl	Pts.-Avg.
2018-19	30-25	492-16.4	99-208	.476	0-0	.000	20-35	.571	47-83--130	4.3	51-1	1	27	27	15	218-7.3
2019-20	23-0	351-15.3	71-152	.467	0-0	.000	25-45	.556	32-80--112	4.9	35-0	3	28	17	2	167-7.3
CAREER	53-25	843-15.9	170-364	.467	0-0	.000	45-80	.563	79-163--242	4.6	86-1	4	54	44	17	385-7.3



ANGEL MIDDLETON

CENTER • 6-6 • FRESHMAN

CHARLESTON, S.C./FIRST BAPTIST SCHOOL

SEASON SUPERLATIVES

Points	Season 4	2x, last: at FIU	01.25.20
Rebounds	Season 5	Marshall	01.16.20
Field Goals Made	Season 2	at FIU	01.25.20
Field Goals Attempted	Season 6	at UTSA	02.08.20
3-Point Field Goals Made	Season		
3-Point Field Goals Attempted	Season		
Free Throws Made	Season 2	at Florida Atlantic	01.23.20
Free Throws Attempted	Season 2	3x, last: at UTSA	02.08.20
Assists	Season		
Blocks	Season 1	3x, last: at UTSA	02.08.20
Steals	Season		
Minutes	Season 12	at UTSA	02.08.20
CAREER SUPERLATIVES			
Points	Career 4	2x, last: at FIU	01.25.20
Rebounds	Career 5	Marshall	01.16.20
Field Goals Made	Career 2	at FIU	01.25.20
Field Goals Attempted	Career 6	at UTSA	02.08.20
3-Point Field Goals Made	Career		
3-Point Field Goals Attempted	Career		
Free Throws Made	Career 2	at Florida Atlantic	01.23.20
Free Throws Attempted	Career 2	3x, last: at UTSA	02.08.20
Assists	Career		
Blocks	Career 1	3x, last: at UTSA	02.08.20
Steals	Career		
Minutes	Career 12	at UTSA	02.08.20

2019-20 GAME-BY-GAME

DATE	OPPONENT	START	MIN.	FGM-FGA	PCT.	3FGM-3FGA	PCT.	FTM-FTA	PCT.	O-D--T	PF-FO	A	TO	B	S	PTS.
11.05	Gardner-Webb															
11.09	Richmond															
11.15	at Wake Forest															
11.17	at ECU															
11.24	Fordham															
11.27	vs. Boston College															
11.29	vs. Tulane															
12.04	at Kentucky															
12.17	Delaware															
12.21	at Davidson															
12.28	Maryland-Eastern Shore															
01.02	at UAB															
01.04	at Middle Tennessee															
01.11	at Old Dominion															
01.16	Marshall		7	0-1	0.0	0-0	0.0	0-2	0.0	1-4-5	1-0	0	1	0	0	0
01.18	WKU		7	1-2	50.0	0-0	0.0	0-0	0.0	0-2-2	2-0	0	1	0	0	2
01.23	at Florida Atlantic		6	1-1	100.0	0-0	0.0	2-2	100.0	0-1-1	2-0	0	0	0	0	4
01.25	at FIU		6	2-4	50.0	0-0	0.0	0-0	0.0	0-2-2	1-0	0	3	0	0	4
01.30	Louisiana Tech		9	1-2	50.0	0-0	0.0	0-0	0.0	1-0-1	0-0	0	1	1	0	2
02.01	Southern Miss		2	0-1	0.0	0-0	0.0	0-0	0.0	1-1-2	1-0	0	1	0	0	0
02.06	at UTEP		7	1-1	100.0	0-0	0.0	0-0	0.0	1-2-3	1-0	0	1	1	0	2
02.08	at UTSA		12	0-6	0.0	0-0	0.0	0-2	0.0	2-1-3	0-0	0	0	1	0	0
02.13	North Texas		4	0-0	0.0	0-0	0.0	0-0	0.0	0-0-0	0-0	0	0	0	0	0
02.15	Rice		2	0-0	0.0	0-0	0.0	0-0	0.0	0-0-0	2-0	0	1	0	0	0
02.20	Old Dominion															
02.22	at Southern Miss*															
02.29	FIU*															
03.05	at WKU*															
03.07	Middle Tennessee*															

Miscellaneous	Season	Career
Double-digit scoring games	0	0
20-point games	0	0
10-rebound games	0	0
Led CLT in scoring	0	0
Led CLT in rebounding	0	0
Double-doubles	0	0

CAREER STATISTICS

YEAR	GP-GS	Mins.-Avg	FG-FGA	Pct	3FG-FGA	Pct	FT-FTA	Pct	Off-Def--Total	Avg.	PF-FO	Ast	TO	Blk	Stl	Pts.-Avg.
2019-20	10-0	62-6.2	6-18	.333	0-0	.000	2-6	.333	6-13--19	1.9	10-0	0	9	3	0	14-1.4
CAREER	10-0	62-6.2	6-18	.333	0-0	.000	2-6	.333	6-13--19	1.9	10-0	0	9	3	0	14-1.4



2019-20 Charlotte Women's Basketball
Charlotte Combined Team Statistics (as of Feb 15, 2020)
All games



RECORD:	OVERALL	HOME	AWAY	NEUTRAL
ALL GAMES	17-7	9-2	6-5	2-0
CONFERENCE	8-5	5-1	3-4	0-0
NON-CONFERENCE	9-2	4-1	3-1	2-0

#	Player	gp-gs	min	avg	Total		3-Point		F-Throw		Rebounds				pf	dq	a	to	blk	stl	pts	avg		
					fg-fga	fg%	3fg-fga	3fg%	ft-fa	ft%	off	def	tot	avg										
05	Jade Phillips	24-24	745	31.0	149-317	.470	15-52	.288	52-69	.754	67	159	226	9.4	43	1	40	54	13	34	365	15.2		
03	Mariah Linney	24-24	769	32.0	79-250	.316	45-153	.294	29-46	.630	28	50	78	3.3	44	1	67	55	9	29	232	9.7		
01	Christian Hithe	21-18	541	25.8	61-148	.412	15-44	.341	40-42	.952	31	43	74	3.5	45	1	52	52	4	22	177	8.4		
13	Octavia Jett-Wilson	23-6	544	23.7	68-164	.415	16-41	.390	39-59	.661	17	51	68	3.0	32	0	25	26	8	16	191	8.3		
40	Jazmin Harris	23-0	351	15.3	71-152	.467	0-0	.000	25-45	.556	32	80	112	4.9	35	0	3	28	17	2	167	7.3		
15	Jada McMillian	24-24	681	28.4	44-121	.364	6-26	.231	41-62	.661	17	48	65	2.7	56	1	82	62	6	25	135	5.6		
34	Dara Pearson	24-24	383	16.0	33-51	.647	0-0	.000	11-25	.440	40	49	89	3.7	48	1	5	19	16	11	77	3.2		
22	Lauren Harley	22-0	302	13.7	25-48	.521	0-0	.000	10-17	.588	21	45	66	3.0	27	0	15	17	10	18	60	2.7		
02	Cali Konek	21-0	170	8.1	16-57	.281	14-48	.292	1-2	.500	2	4	6	0.3	14	0	4	15	0	0	47	2.2		
14	Maddie Moore	16-0	153	9.6	14-36	.389	0-3	.000	7-17	.412	10	20	30	1.9	26	1	4	11	3	4	35	2.2		
20	Sierra McCullough	15-0	97	6.5	9-22	.409	0-0	.000	4-10	.400	9	18	27	1.8	26	1	3	8	1	4	22	1.5		
44	Angel Middleton	10-0	62	6.2	6-18	.333	0-0	.000	2-6	.333	6	13	19	1.9	10	0	0	9	3	0	14	1.4		
11	Rinnah Green	6-0	27	4.5	1-6	.167	0-2	.000	2-4	.500	0	3	3	0.5	5	0	1	5	0	2	4	0.7		
Team											36	50	86											
Total.....		24	4825		576-1390	.414	111-369	.301	263-404	.651	316	633	949	39.5	411	7	301	377	90	167	1526	63.6		
Opponents.....		24	4825		517-1380	.375	137-443	.309	268-408	.657	283	556	839	35.0	396	6	257	356	37	182	1439	60.0		

TEAM STATISTICS	CLT	OPP	Date	Opponent	Score	Att.
SCORING	1526	1439	11/05/19	GARDNER-WEBB	w 74-49	761
Points per game	63.6	60.0	11/09/19	RICHMOND	w 78-59	692
Scoring margin	+3.6	-	11/15/19	at Wake Forest	w 77-65	697
FIELD GOALS-ATT	576-1390	517-1380	11/17/19	at ECU	w 59-47	847
Field goal pct	.414	.375	11/24/19	FORDHAM	L 51-76	888
3 POINT FG-ATT	111-369	137-443	# 11/27/19	vs Boston College	w 84-68	161
3-point FG pct	.301	.309	# 11/29/19	vs Tulane	w 60-56	100
3-pt FG made per game	4.6	5.7	12/04/19	at No. 15/14 Kentucky	L 39-86	4646
FREE THROWS-ATT	263-404	268-408	12/17/19	DELAWARE	w 61-57	8015
Free throw pct	.651	.657	12/21/19	at Davidson	w 75-64	713
F-Throws made per game	11.0	11.2	12/28/19	MARYLAND-EASTERN SHORE	w 64-44	575
REBOUNDS	949	839	* 01/02/20	at UAB	w 83-75	310
Rebounds per game	39.5	35.0	* 01/04/20	at Middle Tennessee	L 59-83	3925
Rebounding margin	+4.6	-	* 01/11/20	at Old Dominion	L 51-54	1818
ASSISTS	301	257	* 01/16/20	MARSHALL	w 52-46	718
Assists per game	12.5	10.7	* 01/18/20	WKU	L 56-60	823
TURNOVERS	377	356	* 01/23/20	at Florida Atlantic	L 44-65	553
Turnovers per game	15.7	14.8	* 01/25/20	at FIU	w 64-50	266
Turnover margin	-0.9	-	* 01/30/20	LOUISIANA TECH	w 55-37	814
Assist/turnover ratio	0.8	0.7	* 02/01/20	SOUTHERN MISS	w 63-59	867
STEALS	167	182	* 02/06/20	at UTEP	Lot 76-82	1044
Steals per game	7.0	7.6	* 02/08/20	at UTSA	w 67-47	373
BLOCKS	90	37	* 02/13/20	NORTH TEXAS	w 72-59	737
Blocks per game	3.8	1.5	* 02/15/20	RICE	w 62-51	1010
ATTENDANCE	15900	15453	# - Puerto Rico Clasico (San Juan, Puerto Rico)			
Home games-Avg/Game	11-1445	11-1381	* - Conference USA game			
Neutral site-Avg/Game	-	2-130				

Score by Periods	1st	2nd	3rd	4th	OT	Totals
Charlotte	362	356	388	411	9	1526
Opponents	366	349	326	383	15	1439



2019-20 Charlotte Women's Basketball
 Charlotte Combined Team Statistics (as of Feb 15, 2020)
 Conference games only



RECORD:	OVERALL	HOME	AWAY	NEUTRAL
ALL GAMES	8-5	5-1	3-4	0-0
CONFERENCE	8-5	5-1	3-4	0-0
NON-CONFERENCE	0-0	0-0	0-0	0-0

#	Player	gp-gs	min	avg	Total		3-Point		F-Throw		Rebounds			pf	dq	a	to	blk	stl	pts	avg	
					fg-fga	fg%	3fg-fga	3fg%	ft-fa	ft%	off	def	tot									
05	Jade Phillips	13-13	392	30.2	77-167	.461	11-28	.393	34-46	.739	37	82	119	9.2	23	1	17	26	6	18	199	15.3
13	Octavia Jett-Wilson	12-6	316	26.3	38-98	.388	9-24	.375	21-35	.600	9	32	41	3.4	21	0	14	10	5	10	106	8.8
01	Christian Hithe	10-7	256	25.6	31-79	.392	10-28	.357	15-16	.938	11	21	32	3.2	24	0	25	20	2	10	87	8.7
03	Mariah Linney	13-13	407	31.3	37-118	.314	22-72	.306	4-10	.400	11	25	36	2.8	26	1	32	27	5	13	100	7.7
40	Jazmin Harris	13-0	220	16.9	43-93	.462	0-0	.000	12-29	.414	19	53	72	5.5	21	0	2	21	11	2	98	7.5
15	Jada McMillian	13-13	409	31.5	27-72	.375	3-15	.200	26-46	.565	14	30	44	3.4	37	1	51	38	4	16	83	6.4
34	Dara Pearson	13-13	195	15.0	20-32	.625	0-0	.000	8-14	.571	21	23	44	3.4	27	1	0	14	9	6	48	3.7
22	Lauren Harley	13-0	198	15.2	16-31	.516	0-0	.000	5-7	.714	16	29	45	3.5	18	0	9	7	7	9	37	2.8
02	Cali Konek	10-0	93	9.3	8-29	.276	6-23	.261	0-0	.000	1	0	1	0.1	8	0	2	12	0	0	22	2.2
44	Angel Middleton	10-0	62	6.2	6-18	.333	0-0	.000	2-6	.333	6	13	19	1.9	10	0	0	9	3	0	14	1.4
20	Sierra McCullough	6-0	42	7.0	3-10	.300	0-0	.000	0-3	.000	4	10	14	2.3	7	0	2	3	0	2	6	1.0
14	Maddie Moore	5-0	31	6.2	2-5	.400	0-1	.000	0-0	.000	1	2	3	0.6	6	0	0	4	0	1	4	0.8
11	Rinnah Green	1-0	4	4.0	0-1	.000	0-0	.000	0-0	.000	0	0	0	0.0	1	0	0	1	0	0	0	0.0
Team											20	16	36				11					
Total.....		13	2625		308-753	.409	61-191	.319	127-212	.599	170	336	506	38.9	229	4	154	203	52	87	804	61.8
Opponents.....		13	2625		278-727	.382	66-228	.289	146-223	.655	135	308	443	34.1	206	4	135	195	24	105	768	59.1

TEAM STATISTICS	CLT	OPP	Date	Opponent	Score	Att.
SCORING	804	768	* 01/02/20	at UAB	w 83-75	310
Points per game	61.8	59.1	* 01/04/20	at Middle Tennessee	L 59-83	3925
Scoring margin	+2.8	-	* 01/11/20	at Old Dominion	L 51-54	1818
FIELD GOALS-ATT	308-753	278-727	* 01/16/20	MARSHALL	w 52-46	718
Field goal pct	.409	.382	* 01/18/20	WKU	L 56-60	823
3 POINT FG-ATT	61-191	66-228	* 01/23/20	at Florida Atlantic	L 44-65	553
3-point FG pct	.319	.289	* 01/25/20	at FIU	w 64-50	266
3-pt FG made per game	4.7	5.1	* 01/30/20	LOUISIANA TECH	w 55-37	814
FREE THROWS-ATT	127-212	146-223	* 02/01/20	SOUTHERN MISS	w 63-59	867
Free throw pct	.599	.655	* 02/06/20	at UTEP	Lot 76-82	1044
F-Throws made per game	9.8	11.2	* 02/08/20	at UTSA	w 67-47	373
REBOUNDS	506	443	* 02/13/20	NORTH TEXAS	w 72-59	737
Rebounds per game	38.9	34.1	* 02/15/20	RICE	w 62-51	1010
Rebounding margin	+4.8	-				
ASSISTS	154	135				
Assists per game	11.8	10.4				
TURNOVERS	203	195				
Turnovers per game	15.6	15.0				
Turnover margin	-0.6	-				
Assist/turnover ratio	0.8	0.7				
STEALS	87	105				
Steals per game	6.7	8.1				
BLOCKS	52	24				
Blocks per game	4.0	1.8				
ATTENDANCE	4969	8289				
Home games-Avg/Game	6-828	7-1184				
Neutral site-Avg/Game	-	0-0				

- Puerto Rico Clasico (San Juan, Puerto Rico)
 * - Conference USA game

Score by Periods	1st	2nd	3rd	4th	OT	Totals
Charlotte	202	183	200	210	9	804
Opponents	193	175	183	202	15	768