



North Texas Football

Assistant Athletic Director of Communications (Football contact): Jordan Stepp
 Phone: (805) 551-8648 • Email: jordan.stepp@unt.edu

Website: MeanGreenSports.com • Facebook: Facebook.com/MeanGreenFB • Twitter: @MeanGreenFB • Instagram: @MeanGreenFB • #GMG • #UNTvsODU

2018 SCHEDULE

Overall: 7-2 • C-USA: 3-2

DATE	OPPONENT	TIME/RESULT
9/1	vs. SMU ~	W, 46-23
9/8	vs. Incarnate Word ~	W, 58-16
9/15	at Arkansas ~	W, 44-17
9/22	at Liberty ~	W, 47-7
9/29	vs. Louisiana Tech* ~	L, 29-27
10/6	at UTEP* ~	W, 27-24
10/13	vs. Southern Miss* ~	W, 30-7
10/20	at UAB* ~	L, 29-21
10/27	vs. Rice* ~	W, 41-17
11/10	at Old Dominion* ~	2:30 p.m.
11/15	vs. Florida Atlantic* ~	8:30 p.m.
11/24	at UT San Antonio* ~	6 p.m.

* Denotes Conference USA Contest, ~ Mean Green Sports Network (radio), All Game Times Listed in CT

By The Numbers

2,879

Junior QB Mason Fine completed 18 of 35 passes last week for 333 yards with two touchdowns and no interceptions in the win over Rice on 10/27. He has thrown for 2,879 yards in nine games, and ranks fifth in FBS in passing yards and sixth in yards per game (319.9).

145

Junior WR Rico Bussey, Jr. is coming off his sixth 100-yard receiving game of the season after hauling in four catches for 145 yards and a touchdown in the win over Rice on 10/27. Bussey has team highs in catches (55), receiving yards (822) and receiving touchdowns (10) through nine games

17

QB Mason Fine is just 17 yards shy of breaking the career passing yards record at North Texas. He has 8,503 heading into Saturday's game at Old Dominion, trailing current record-holder Mitch Maher (1991-94), who had 8,519.

@MeanGreenFB



North Texas

MEAN GREEN (7-2, 3-2 C-USA)



North Texas at Old Dominion

Date....Sat., Nov. 10 | 2:30 p.m. CT
 Venue.....Foreman Field
 LocationNorfolk, Virginia
 Live Stats .. MeanGreenSports.com
 Live Tweets @MeanGreenFB
 TV ESPN3
 Radio KHYI 95.3 FM
 KNTU 88.1 FM
 KGAF 1580 AM
 Series..... North Texas leads 1-0
 Last MeetingNorth Texas 45,
 Old Dominion 38 on 10/28/17
in Denton

Old Dominion

MONARCHS (2-7, 1-5 C-USA)



North Texas (7-2, 3-2 C-USA) heads back out on the road after a 41-17 homecoming win over Conference USA West foe Rice last week. The Mean Green make their second trip of the season to Virginia, this time to take on Old Dominion (2-7, 1-5 C-USA) in Norfolk at 2:30 p.m. CT at Foreman Field Saturday. The Monarchs fell at home to Middle Tennessee, 51-17 in their last game, and like UNT, are coming off a bye week.

Saturday's game will be broadcast live on ESPN3 with XXXX (pvp) and XXXX (analyst), as well as on the radio on the Mean Green Sports Network with Dave Barnett (pvp), Hank Dickenson (analyst) and Zac Babb (sideline).

North Texas' Top Storylines, Streaks & Trends

Next Up

The Mean Green return home on a short week to host Florida Atlantic, on Thursday, Nov. 15, at 8:30 p.m. CT from Apogee Stadium in Denton.

Series History

Saturday marks the second meeting all-time between the Mean Green and Old Dominion. North Texas won the last and only previous meeting between the two schools last season.

* North Texas defeated Old Dominion 45-38 in Denton last season, thanks in part to Mason Fine's 309-yard passing performance and Rico Bussey, Jr.'s seven-catch, 111-yard day in the win.

Defensive Improvement

North Texas has made a remarkable turnaround defensively through nine games in 2018.

* North Texas has allowed an average of 18.8 points per game through the first nine games of the 2018 season (which is 15th nationally and is second in C-USA) after allowing 35.0 ppg last season.

* North Texas is allowing just 340.7 yards of total offense per game through the first nine games (which ranks 29th nationally), including holding Rice to 299 yards on 10/27, Southern Miss to 367 yards on 10/13, Louisiana Tech to 359 yards on 9/29, Liberty to 344 yards on 9/22, Arkansas to 336 yards on 9/15 and SMU to 256 yards in a season-opening win.

Turn Up (Or Over)

The Mean Green forced another turnover its last time out against Rice. UNT has forced 17 turnovers through the first nine games, after forcing 16 across 14 games last year.

* UNT has 13 interceptions through nine games, which is seventh in the nation. They had just eight all of last year in 14 games.

* North Texas ranks 23rd in the country in turnovers forced (17).

MEAN GREEN RECORD WATCH

Career Passing Attempts

1. Mitch Maher, 1991-94	1,149
2. Mason Fine, 2016-present	1,116
3. Derek Thompson, 2009-13	1,055
4. Steve Ramsey, 1967-69	1,015
5. Scott Davis, 1987-90	922

Career Completions

1. Mason Fine, 2016-present	700
2. Mitch Maher, 1991-94	640
3. Derek Thompson, 2009-13	636

Career Passing Efficiency

1. Mason Fine, 2016-present	140.11
2. Scott Hall, 2000-04	132.26
3. Mitch Maher, 1991-94	128.56
4. Scott Davis, 1987-90	126.44
5. Derek Thompson, 2009-13	126.27

Career Touchdown Passes

1. Steve Ramsey, 1967-69	69
2. Mitch Maher, 1991-94	67
3. Mason Fine, 2016-present	58
4. Scott Hall, 2000-04	50

Career Passing Yards

1. Mitch Maher, 1991-94	8,519
2. Mason Fine, 2016-present	8,503
3. Derek Thompson, 2009-13	7,447
4. Steve Ramsey, 1967-69	7,076
5. Scott Davis, 1987-90	6,923

Career Completion Percentage (min. 200 comp.)

1. Riley Dodge (311-481), 2008-10	64.7
2. Mason Fine (653-1,041), 2016-pres.	62.7
3. Jordan Case (218-354), 1977-79	61.6
4. Giovanni Vizza (223-383), 2007-08	60.7
5. Derek Thompson (636-1,055), 2009-13	60.3

Single-Season Touchdown Passes

1. Mason Fine, 2017	31
2. Mitch Maher, 1994	26
3. Steve Ramsey, 1969	24
Steve Ramsey, 1968	24
Mitch Maher, 1993	24
- Mason Fine, 2018	21

Single-Season Passing Attempts

1. Mason Fine, 2017	511
2. Giovanni Vizza, 2008	493
3. Steve Ramsey, 1969	414
4. Derek Thompson, 2013	390
5. Giovanni Vizza, 2007	383
6. Derek Thompson, 2012	372
7. Mitch Maher, 1994	370
8. Mason Fine, 2018	344
9. Vidal Carlin, 1965	341
10. Steve Ramsey, 1968	332

Single-Season Completions

1. Mason Fine, 2017	324
2. Giovanni Vizza, 2008	309
3. Derek Thompson, 2013	251
4. Mitch Maher, 1994	231
5. Giovanni Vizza, 2007	223
6. Mason Fine, 2018	221
7. Derek Thompson, 2012	214
8. Riley Dodge, 2009	205

Single Season Completion Percentage (min. 100 comp.)

1. Riley Dodge (202-303), 2009	67.7
4. Derek Thompson (251-390), 2013	64.3
3. Mason Fine (221-344), 2018	64.2
4. Mason Fine (324-511), 2017	63.4
5. Daniel Meager (107-169), 2007	63.3

Single-Season Passing Efficiency

1. Mitch Maher, 1994	190.89
2. Ken Washington, 1977	158.93
3. Mason Fine, 2018	154.11
4. Scott Hall, 2003	153.43
5. Mason Fine, 2017	144.16

Career Yards of Total Offense

1. Mitch Maher, 1991-94	9,006
2. Mason Fine, 2016-pres.	8,647
3. Scott Davis, 1987-90	8,436
4. Derek Thompson, 2009-13	7,760
5. Steve Ramsey, 1967-69	6,568

Career Touchdowns Responsible For

1. Mitch Maher (67 pass, 17 rush), 1991-94	84
2. Steve Ramsey (69 pass, 2 rush), 1967-69	71
3. Scott Davis (41 pass, 29 rush), 1987-90	70
4. Mason Fine (58 pass, 5 rush), 2016-pres.	63
5. Scott Hall (50 pass, 7 rush), 2000-04	57

Career 300-Yard Passing Games

1. Mason Fine, 2016-pres.	12
2. Derek Thompson, 2009-13	7
3. Steve Ramsey, 1967-69	6

Career Receiving TDs

1. Ron Shanklin, 1967-69	31
2. Troy Redwine, 1992-95	23
3. David Brown, 1991-94	22
4. Johnny Quinn, 2003-06	21
5. Casey Fitzgerald, 2005-08	20
6. Rico Bussey, Jr., 2016-pres.	18
7. John Love, 1965-66	17
8. George Marshall, 1999-2002	15
9. Marcus Camper, 1985-88	14
James Russell, 1965-67	14
- Jalen Guyton, 2017-pres.	13

Career 100-Yard Receiving Games

1. John Love, 1965-66	11
Barry Moore, 1968-69	11
3. Casey Fitzgerald, 2005-08	10
4. Ron Shanklin, 1967-69	9
5. Rico Bussey, Jr., 2016-pres.	8
6. Brelan Chancellor, 2010-13	7
7. Johnny Quinn, 2003-06	6
Troy Redwine, 1993-95	6
David Yaege, 1971-72	6

Consecutive 100-Yard Receiving Games

1. Ron Shanklin, 1969	3
Ret Little, 1970	3
David Yaege, 1972	3
4. Rico Bussey, Jr., 2018 (3x)	2
Jalen Guyton, 2017	2
Brelan Chancellor, 2012	2
Casey Fitzgerald, 2007 and 2008	2
Sam Dibrell, 2007	2
Johnny Quinn, 2004 and 2006	2
Troy Redwine, 1993	2
Barry Moore, 1969	2

Single-Season Receiving Touchdowns

1. Ron Shanklin, 1967	13
2. Casey Fitzgerald, 2007	12
3. David Brown, 1994	11
George Marshall, 2001	11
Marvin Walker, 1982	11
6. Rico Bussey, Jr., 2018	10
John Love, 1966	10
Jalen Guyton, 2017	9
Johnny Quinn, 2004	9
Charlie Murray, 1978	9

Single-Season Receiving Yards

1. Casey Fitzgerald, 2007	1,322
2. Barry Moore, 1969	1,130
John Love, 1966	1,130
4. Casey Fitzgerald, 2008	1,119
5. Barry Moore, 1968	1,053
6. David Brown, 1994	1,013
7. John Love, 1965	994
8. Marcus Camper, 1988	938
9. Marvin Walker, 1982	934
10. Ron Shanklin, 1969	874
- Rico Bussey, Jr., 2018	822

Career Tackles For Loss (since 1996)

1. Brandon Kennedy, 2000-03	61.0
2. Brad Kassell, 1998-01	39.0
3. Adrian Awasom, 2001-04	32.0
4. E.J. Ejiya, 2016-pres.	31.0
5. Brandon Garner, 2015-pres.	29.0
Brandon Akpunku, 2008-11	27.0
7. Corbin Montgomery, 1996-99	26.0
8. Zach Orr, 2010-13	25.0

MEAN GREEN RECORD WATCH

Tackles For Loss In a Season (since 2001)

1. Brandon Kennedy, 2002	24.0
2. Jeremiah Chapman, 2007	17.0
Brad Kassell, 1999	17.0
Brandon Kennedy, 2003	17.0
5. E.J. Ejiya, 2018	15.5
Adrian Awasom, 2004	14.0
7. Zach Orr, 2013	13.5
8. Brandon Garner, 2018	12.5
Aaron Bellazin, 2013	12.5
9. E.J. Ejiya, 2017	12.0
Brad Kassell, 2001	12.0

Career Sacks (since 1983)

1. Willis Hudson, 1991-95	24.0
2. Adrian Awasom, 2001-04	20.0
Roderick Manning, 1986-89	20.0
4. Corbin Montgomery, 1997-99	19.5
5. Scott Blank, 1997-98	18.0
6. Brandon Akpunku, 2008-11	17.0
7. Brandon Kennedy, 2000-03	16.5
8. Jeremiah Chapman, 2004-07	15.5
9. Aaron Bellazin, 2010-13	15.0
10. Brandon McCoy, 2010-13	14.5
- E.J. Ejiya, 2016-present	14.0

Single-Season Sacks (since 1983)

1. Willis Hudson, 1994	14.5
2. Scott Blank, 1997	13.0
Roderick Manning, 1989	13.0
4. Ronnie Hickman, 1983	12.0
5. Matt Tiemann, 1985	11.0
6. Brandon Kennedy, 2002	10.0
Brad Spinks, 1996	10.0
8. Rex Johnson, 1988	9.0
Aaron Bellazin, 2013	9.0
10. Willis Hudson, 1995	8.5
- E.J. Ejiya, 2016-present	7.0

Single Season FGs Made

1. Trevor Moore, 2017	20
2. Keith Chapman, 1989	19
3. Cole Hedlund, 2018	15
Trevor Moore, 2014	15
Dennis Hopovac, 2006	15
5. Nick Bazaldua, 2004	14
Garrett Courtney, 1997	14
Jeff Graham, 1996	14
Keith Chapman, 1988	14
Keith Chapman, 1987	14
Whit Smith, 1980	14

Single Season FG Percentage (at least 10 att.)

1. Trevor Moore (20-22), 2017	90.9
2. Trevor Moore (15-17), 2014	88.2
3. Garrett Courtney (14-16), 1997	87.5
Zach Olen (13-15), 2010	86.7
- Cole Hedlund (15-18), 2018	83.3

Single Season PATs Made

1. Trevor Moore, 2017	55
2. Zach Paul, 2013	48
3. Nick Bazaldua, 2003	44
4. Trevor Moore, 2016	41
5. Cole Hedlund, 2018	38
6. Nick Bazaldua, 2004	37
Iseed Khoury, 1977	37
Keith Chapman, 1988	37
Trevor Moore, 2014	37
10. Jeremy Knott, 2009	35

Team Records

Most Points (Season)

1. 2017	497
2. 1951	428
3. 2013	414
4. 2003	358
5. 1994	343
6. 2018	341
7. 1949	336
8. 1988	330
9. 1993	328
10. 2014	326

Most Points Per Game

1. 2018	37.9
2. 1951	36.2
3. 2017	35.5
4. 2013	31.8
5. 1969	31.6

Most Passing Yards Per Game (Season)

1. 2018	325.8
2. 1969	294.4
3. 1994	292.5
4. 2017	291.9
5. 2007	289.7

Most Passing Touchdowns (Season)

1. 2017	32
2. 1994	27
3. 1966	25
1967	25
1968	25
1969	25
- 2018	21

Most Passing Attempts (Season)

1. 2007	553
2. 2017	520
3. 2008	493
4. 1982	454
5. 2016	449
- 2018	355

Most Completions (Season)

1. 2007	330
2. 2017	328
3. 2008	309
4. 2009	277
5. 2016	261
2013	261
- 2018	229

Most Plays (Season)

1. 2017	1,037
2. 2013	951
3. 2007	934
4. 2008	884
5. 1980	878
- 2018	668

Most Yards of Total Offense (Season)

1. 2017	6,366
2. 2013	5,336
3. 2009	4,904
4. 2007	4,901
5. 1951	4,845
- 2018	4,252

Most Yards of Total Offense (Per Game)

1. 2018	472.4
2. 2017	454.7
3. 1969	421.0
4. 1951	420.2
5. 2013	410.5

Most Sacks (Season)

1. 2002	45
2. 1997	39
2013	39
4. 1996	34
5. 1992	33
2014	33
7. 1994	31
8. 1985	29
9. 2018	28
10. 2011	27

Fewest Rushing Yards Per Game Allowed (Season)

1. 1967	71.2
2. 2003	104.7
3. 2018	108.6
4. 1989	112.8
5. 2001	116.9

Most First Downs (Season)

1. 2017	340
2. 2013	279
3. 2007	258
- 2018	228

MEAN GREEN NATIONAL RANKINGS

National Leaderboard (FBS)		Receiving Yards (per game)		Interceptions	
Individual		21. Rico Bussey, Jr.	91.3	7th	13
Scoring (per game)		Receptions (per game)		Interceptions Thrown	
14. Cole Hedlund	9.2	27. Rico Bussey, Jr.	6.1	2nd	1
Scoring (total)		Receptions (total)		Kickoff Returns	
14. Cole Hedlund	83	25. Rico Bussey, Jr.	55	17th	24.75
Points Responsible For (total)		Rushing TDs		Passing Offense (per game average)	
19. Mason Fine	138	15. DeAndre Torrey	10	8th	325.8
Points Responsible For (per game)		Tackles for Loss		Punt Returns	
19. Mason Fine	15.3	5. E.J. Ejiya	15.5	7th	19.11
Field Goals (per game)		26. Brandon Garner	12.5	Red Zone Defense	
10. Cole Hedlund	1.67	Sacks (total)		25th	76.9%
Field Goal Percentage		16. E.J. Ejiya	7.0	Rushing Defense (per game average)	
17. Cole Hedlund	83.3%	Interceptions		16th	108.6
Passing Yards (per game)		4. Nate Brooks	4	Sacks (total)	
6. Mason Fine	319.9	16. Khairi Muhammad	3	11th	28
Passing Yards (total)		16. Kemon Hall	3	Scoring Offense (per game average)	
5. Mason Fine	2,879	Passes Defended (per game)		22nd	37.9
Passing TDs		8. Kemon Hall	1.6 (11 total)	Scoring Defense (per game average)	
12. Mason Fine	21	18. Nate Brooks	1.3 (10 total)	15th	18.8
Completions (per game)		Team		Team Passing Efficiency (Defense)	
8. Mason Fine	24.56	Third Down Conversion Defense		18th	109.61
Interceptions Thrown (min. 15 att. per game)		21st	32.6%	Team Passing Efficiency (Offense)	
1. Mason Fine	1	Fourth Down Conversion Defense		26th	152.84
Passing Efficiency		1st	12.5% (1-8)	Tackles for loss (total)	
20. Mason Fine	154.1	Blocked Kicks		25th	65
Yards Per Pass Attempt		23rd	2	Total Offense (yards per game average)	
24. Mason Fine	8.37	Completion Percentage		16th	472.4
Total Offense (per game)		28th	64.5%	Total Defense (yards per game average)	
9. Mason Fine	321.0	Defensive TDs		29th	340.7
Total TDs		21st	2	Turnover Margin (per game average)	
10. DeAndre Torrey	12	Fewest Penalties (per game)		9th	+1.00
27. Rico Bussey, Jr.	10	13th	4.56	Turnovers Gained	
Receiving TDs		Fewest Penalties (total)		23rd	17
5. Rico Bussey, Jr.	10	41	41	Turnovers Lost	
Receiving Yards (total)		First Downs (offense)		9th	8
20. Rico Bussey, Jr.	822	12th	228		
		First Downs (defense)			
		28th	161		

Lighting Up The Scoreboard

North Texas hung 41 points on Rice, including 21 in the fourth quarter in the homecoming win on 10/27.

The Mean Green have scored at least 30 six times in nine games. The other three games saw UNT score 27 apiece (9/29 vs. Louisiana Tech and 10/6 at UTEP) and 21 at UAB on 10/20.

* Through nine games, the Mean Green are averaging 37.9 points per game, which ranks 22nd nationally and leads Conference USA.

* North Texas averaged 35.5 points per game in 2017, which was second in Conference USA and 19th in the country.

* The Mean Green have topped the 40 point plateau five times thus far in 2018 and did so on six occasions in 2017.

That's Offensive

Through nine games, North Texas is averaging 472.4 yards per game, which ranks 16th in FBS. UNT posted 497 yards of total offense on 10/27 in the win over Rice and are averaging 6.37 yards per play.

* North Texas totaled 607 yards of total offense in a win against Incarnate Word on 9/8, which ranked fourth in program history.

Top Total Offensive Outputs

- 1. 2017 vs. Lamar.....668
- 2. 2007 vs. Navy.....635
- 3. 2007 vs. SMU.....613
- 4. 2018 vs. Incarnate Word.....**607**
- 5. 2013 vs. Idaho.....591

* The Mean Green lead C-USA in total offense. UNT was second in the conference in total offense last season, averaging 455.1 yards per contest, which ranked 24th nationally.

* North Texas rolled up 400 yards of offense or more in 11 of their 14 games in 2017 and have done so in eight of nine games thus far this season. (Arkansas on 9/15 was the only sub-400-yard game - 382)

Explosive Plays

UNT's offense is at its best when it hits on explosive plays. UNT had 10 offensive plays of 15 yards or more on 10/27 in the win over Rice.

* The Mean Green had 121 offensive plays of

15-plus yards in 2017, 25 of which resulted in touchdowns. They're on pace to surpass last season's total with 92 such plays through nine games, 14 of which have gone for touchdowns, including quarterback Mason Fine's 68-yard touchdown strike to wide receiver Rico Bussey, Jr. in the first quarter on 10/27 in the win over Rice. That was the team's longest play from scrimmage this season.

Three Minutes Or Less

The Mean Green have 32 scoring drives in 2018 that took three minutes or less after adding five more during the win on 10/27 over Rice. 26 of those have resulted in touchdowns.

#EverythingIsFine

Junior quarterback Mason Fine (Peggs, Oklahoma) is sixth in the FBS averaging 319.9 passing yards per game and ranks fifth nationally in total passing yards (2,879). In the win over Rice on 10/27, he completed 18 passes on 35 attempts for 333 yards with two touchdowns and no interceptions.

* Fine has completed 64.2 percent of his passes (221-344) for 2,879 yards with 21 touchdowns to just one interception in his nine starts.

* Fine's 21 passing TDs rank 12th among FBS quarterbacks.

* Fine has gone an FBS-leading 276 passes without throwing an interception.

Top Active Streaks of Attempts Without An INT

- 1. **Mason Fine, North Texas.....276**
- 2. Sam Ehlinger, Texas.....246

* Both Alabama's Tua Tagovailoa (194) and Eastern Michigan's Tyler Wieggers (152) had their streaks snapped this past week.

* Fine has been named C-USA Offensive Player of the Week twice so far in 2018, after his Week 3 performance in the win at Arkansas on 9/15 as well as the Week 1 win over SMU.

* Fine has earned a grade of 88.9 from *Pro Football Focus*, which is classified as elite by their metrics and he ranks third among FBS quarterbacks. He also has the fourth-ranked adjusted-completion percentage (79.9 percent), which factors drops, throwaways, etc. into the percentage. Additionally, Fine ranks third nationally in PFF's quarterback

rating metric (103.97), behind West Virginia's Will Grier and Boise State's Brett Rypien.

* Earlier this season, Fine became the first in program history to throw for 400-plus yards in back-to-back games (444 vs. SMU on 9/1 and 418 on 9/8 vs. Incarnate Word).

* Fine has thrown for 400 or more yards three times in his career, the most in program history. He owns three of the 10 best passing performances in North Texas history.

* Fine has thrown for 605 more yards through nine games than C-USA's passer with the second highest yardage total (Blake LaRussa of Old Dominion).

* The 444-yard performance on 9/1 vs. SMU is the 10th best in the FBS thus far in 2018, and his Week 2 on 9/8 performance is 21st best.

* Fine has thrown for 300 yards or more four times this season, and has thrown for 280-plus four other times in 2018.

* Fine ranks eighth nationally in completions per game (24.56) through nine games.

* Fine's average of 321.0 yards of total offense ranks ninth in the nation.

* Fine ranks 10th among active FBS quarterbacks in career passing yards (8,503).

* Fine ranks 12th among active FBS quarterbacks in career passing touchdowns (58).

* Fine ranks seventh among active FBS quarterbacks in career passing yards per game (257.7).

* Fine ranks seventh among active FBS quarterbacks in his career for his team's average scoring output when he starts. UNT has scored 32.7 points per game in Fine's 31 career starts following the game at UAB

Highest Team PPG in QB Starts (career)

- 1. McKenzie Milton, UCF, 30 starts 40.9 ppg
- 2. Justin Herbert, Oregon, 24 starts 39.7 ppg
- 3. Trace McSorley, Penn State, 36 starts 38.8 ppg
- 4. Will Grier, West Virginia, 19 starts 38.2 ppg
- 5. Brett Rypien, Boise State, 45 starts 36.1 ppg
- 6. Justice Hansen, Arkansas State, 30 starts 33.5 ppg
- 7. **Mason Fine, North Texas, 32 starts 33.0 ppg**
- 8. Jarrett Stidham, Auburn, 26 starts 32.3 ppg

MEDIA AVAILABILITY FOR WEEK 11

MON	5	TUES	6	WED	7	THURS	8	FRI	9	SAT	10	SUN	11
No Media Availability		Practice at Athletic Center 8:55 a.m. Seth Littrell Press Conference 11:30 a.m. Team Meeting Room, Ground floor of Athletic Center Only day for student-athlete availability immediately following press conference		Practice at Athletic Center Seth Littrell available for out of town media No player availability		Walk through at Athletic Center No media availability		Practice at Athletic Center Travel to Norfolk, Virginia No media availability		Kickoff at Old Dominion at 2:30 p.m. CT Post Game Seth Littrell & student-athletes		Player Conditioning at the Athletic Center	

NORTH TEXAS MEDIA SERVICES

Who to contact:

Jordan Stepp: 940-369-8329 (Office)
805-551-8648 (Cell)
E-mail: jordan.stepp@unt.edu

Eric Capper: 940-565-2476 (Office)
940-367-0727 (Cell)
E-mail: eric.capper@unt.edu

Covering Practice

North Texas football practices are closed to the media with the exception of the first 20 minutes on Tuesday. No coaches or players will be available to media members after Wednesday.

Credentials For Media

Those wishing to cover North Texas must contact Jordan Stepp for credentials for home and away games.

Press Conference

Coach Littrell will hold a press conference each week on Tuesday at 11:30 a.m. in the team meeting room at the Athletic Center following practice. Requested players will be available to speak to the media in the weekly press conference on Tuesdays after coach Littrell concludes his media session.

Post-Practice Interviews

All player requests must be submitted to the North Texas athletics communications office by 12 p.m. on Monday. If a requested player is not available on Tuesday, he will be made available after practice on Wednesday.

All out of town media with requests for Coach Littrell, assistant coaches or players must contact Jordan Stepp.

Post-Game Interviews

The North Texas locker room is closed to all members of the media. Head coach Seth Littrell and requested players will be available for interviews following a brief cooling off period. Postgame interviews at Apogee Stadium will be held in the team meeting room in the Athletic Center.



COLLEGEPRESSBOX.COM IS THE OFFICIAL MEDIA WEBSITE FOR DIVISION I FOOTBALL. ACCESS AND DOWNLOAD WEEKLY GAME NOTES, QUOTES, STATISTICS, MEDIA GUIDES, HEADSHOTS, LOGOS AND MORE FOR EACH CONFERENCE AND ITS MEMBER SCHOOLS. LOGIN INFORMATION WILL BE DISTRIBUTED TO ACCREDITED MEDIA OR YOU CAN APPLY FOR A PASSWORD BY SENDING AN E-MAIL TO PASSWORD@COLLEGEPRESSBOX.COM.

* Fine ranks 15th among active FBS quarterbacks in career total offense (8,648 yards).

* Fine ranks 12th among active FBS quarterbacks in career total offensive yards per game (262.1).

* Fine ranks 11th among active FBS quarterbacks in career passing yards per attempt (7.62).

* Fine ranks fourth among active FBS quarterbacks in career completions per game (21.21) and 10th in career completions (700).

* Fine ranks 12th among active FBS quarterbacks in career completion percentage (62.7).

* Fine ranks sixth among active FBS quarterbacks in career passes per game (33.82). and 11th in career pass attempts (1,116).

* In 2017, Fine completed 324 of 511 passes (63.4 percent) for 4,052 yards with 31 touchdowns, was named the Conference USA Offensive Player of the Year and was a first team all-conference selection.

* The junior was also named preseason all-conference by C-USA coaches heading into 2018.

* Fine is one of two North Texas quarterbacks to surpass 8,000 yards in his career, and ranks second in program history in that category with 8,503. He is 16 behind Mitch Maher (1991-94) for the program record (8,519).

* Fine is the program record-holder in career completions (700).

* Fine is in second place in program history for his career in passing attempts. The junior

NORTH TEXAS QUICK FACTS

LOCATION	DENTON, TEXAS
FOUNDED	1890
PRESIDENT	DR. NEAL SMATRESK
ENROLLMENT	38,121
FOUNDED	1890
ATHLETIC DIRECTOR	WREN BAKER
NICKNAME	MEAN GREEN
COLORS	GREEN AND WHITE
HOME FIELD	APOGEE STADIUM
CAPACITY	30,850
SURFACE	ARTIFICIAL
FIRST YEAR OF FOOTBALL	1913
YEARS OF FOOTBALL	103
CONFERENCE	CONFERENCE USA
HEAD COACH	SETH LITRELL
OVERALL RECORD	21-15 (3RD SEASON)
RECORD AT NORTH TEXAS	21-15 (3RD SEASON)
PRIMARY OFFENSE	SPREAD
PRIMARY DEFENSE	MULTIPLE

MEAN GREEN TEAM RECORD

OVERALL	514-504-33
HOME	277-150-12
AWAY	234-346-21
NEUTRAL	3-7
SINCE DIV. I-A (1995)	102-179
APOGEE STADIUM RECORD	30-15

VERSUS OTHER FBS CONFERENCES

AAC	2-2
ACC	0-4
BIG EAST	0-1
BIG 12	7-58
BIG 10	1-3
CONFERENCE USA	56-73-1
INDEPENDENT	4-4
MID-AMERICAN	3-5
MOUNTAIN WEST	7-15
PAC-12	2-4
SEC	5-37
SUN BELT	41-47
WAC	34-75-2

CURRENT TEAM STREAKS

WINS	1
HOME WINS	2
AWAY WINS	0
C-USA WINS	1
LOSSES	0
HOME LOSSES	0
AWAY LOSSES	1
NON-CONFERENCE WINS	4
NON-CONFERENCE LOSSES	0

THE MEAN GREEN

ALL NORTH TEXAS ATHLETIC TEAMS ARE REFERRED TO AS "NORTH TEXAS," "UNT" AND THE "MEAN GREEN." DO NOT USE THE TERMS "NORTH TEXAS STATE," OR "EAGLES", TO DESCRIBE A NORTH TEXAS ATHLETIC TEAM.

MEAN GREEN'S RECORD IN 2018 WHEN:

LEADING AT THE HALF.....	6-1
TRAILING AT THE HALF.....	0-1
TIED AT THE HALF.....	1-0
LEADING AFTER THREE QUARTERS.....	7-1
TRAILING AFTER THREE QUARTERS.....	0-1
TIED AFTER THREE QUARTERS.....	0-0
SCORING FIRST.....	5-2
OPPONENT SCORES FIRST.....	2-0
RUNNING MORE PLAYS THAN OPPONENT..	3-1
OPPONENT RUNS MORE PLAYS.....	4-1
SAME NUMBER OF PLAYS.....	0-0
COMMITTING MORE TURNOVERS.....	1-1
COMMITTING LESS TURNOVERS.....	6-0
TURNOVERS ARE EVEN.....	0-1
COMMITTING AT LEAST TWO TURNOVERS..	1-1
WINNING TIME OF POSSESSION.....	5-0
OPPONENT WINS TIME OF POSSESSION....	2-2
RUNNING 70 OR MORE OFF. PLAYS.....	5-1
RUNNING LESS THAN 70 OFF. PLAYS.....	2-1
RUSHING FOR 150 YARDS OR MORE.....	4-0
RUSHING FOR LESS THAN 150 YARDS.....	3-2
PASSING FOR 200 YARDS OR MORE.....	6-2
PASSING FOR LESS THAN 200 YARDS.....	1-0
PASSING % IS OVER 55%.....	5-2
PASSING % IS LESS THAN 55%.....	2-0
THIRD DOWN CONV. IS OVER 40%.....	4-0
THIRD DOWN CONV. IS LESS THAN 40%....	1-1
THIRD DOWN CONV. IS 40%.....	2-1
GAINING MORE TOTAL YARDS THAN OPP. ..	7-2
GAINING LESS TOTAL YARDS THAN OPP.....	0-0
PLAYING AT HOME.....	4-1
PLAYING ON THE ROAD.....	3-1
PLAYING ON NATURAL GRASS.....	0-0
PLAYING ON ARTIFICIAL SURFACE.....	7-2

UNDER HEAD COACH SETH LITRELL:

LEADING AT THE HALF.....	16-2
TRAILING AT THE HALF.....	4-13
TIED AT THE HALF.....	1-0
LEADING AFTER THREE QUARTERS.....	17-1
TRAILING AFTER THREE QUARTERS.....	3-14
SCORING FIRST.....	12-5
OPPONENT SCORES FIRST.....	9-10
RUNNING MORE PLAYS THAN OPPONENT	12-6
OPPONENT RUNS MORE PLAYS.....	9-9
SAME NUMBER OF PLAYS.....	0-0
COMMITTING MORE TURNOVERS.....	5-9
WINNING TURNOVER MARGIN.....	11-2
TURNOVERS ARE EVEN.....	4-4
COMMITTING AT LEAST TWO TURNOVERS	6-10
WINNING TIME OF POSSESSION.....	12-5
OPPONENT WINS TIME OF POSSESSION..	9-10
RUNNING 70 OR MORE OFF. PLAYS.....	14-8
RUNNING LESS THAN 70 OFF. PLAYS.....	7-7
RUSHING FOR 150 YARDS OR MORE.....	15-1
RUSHING FOR LESS THAN 150 YARDS.....	6-14
RUSHING FOR 200 YARDS OR MORE.....	8-0
PASSING FOR 200 YARDS OR MORE.....	17-11
PASSING FOR LESS THAN 200 YARDS.....	4-4
PASSING % IS OVER 55%.....	15-12
PASSING % IS LESS THAN 55%.....	6-3
THIRD DOWN CONV. IS OVER 40%.....	13-5
THIRD DOWN CONV. IS LESS THAN 40%....	5-8
THIRD DOWN CONV. IS 40%.....	3-3
SCORING 20 POINTS OR MORE.....	20-9
SCORING 30 POINTS OR MORE.....	17-4
SCORING 40 POINTS OR MORE.....	13-0
HOLDING OPP. TO 10 POINTS OR LESS.....	3-0
HOLDING OPP. TO 20 POINTS OR LESS.....	9-0
GAINING MORE TOTAL YARDS THAN OPP.	17-3
GAINING LESS TOTAL YARDS THAN OPP. ...	4-11
PLAY AT HOME.....	13-4
PLAYING ON THE ROAD.....	8-9
NEUTRAL SITE.....	0-2

has 1,116 through 33 games. Fine trails program-record-holder Mitch Maher (1991-94) by 33 passes.

* Fine threw two touchdowns in the win against Rice on 10/27, giving him 58 career touchdown passes, which is nine behind Mitch Maher for second place and 11 behind the program record-holder, Steve Ramsey (1967-69), who has 69.

* Fine has thrown for multiple touchdowns in seven of nine games so far in 2018 after doing so nine times in 2017.

* Fine's 418-yard performance vs. Incarnate Word on 9/8 was the 10th best in program history and marked his second 400-plus yard performance of 2018. Fine's 444-yard performance in the Week 1 win over SMU on 9/1 was the most since Giovanni Vizza threw for 478 against Navy in 2007. Fine is one of eight players in Mean Green history to have thrown for 400 yards or more in a game and the only player to have accomplished the feat three times.

Single-Game Passing Yards

1. Daniel Meager vs. SMU, 2007 601
2. Steve Ramsey vs. La.-Lafayette, 1969 495
3. Mitch Maher vs. SFA, 1994 486
4. Giovanni Vizza vs. Navy, 2007 478
5. **Mason Fine, vs. SMU, 2018 444**
6. Steve Ramsey vs. Cincinnati, 1968 433
7. **Mason Fine at SMU, 2017 424**
8. Josh Gulley vs. UNLV, 1995 422
9. Scott Davis vs. Texas, 1988 419
10. **Mason Fine vs. Incarnate Word, 2018 418**

* Fine has thrown a touchdown pass in each of his last 20 games, dating back to the win over UAB on 9/23/17.

* Fine was voted a member of the team's leadership council for 2018 and is the offensive captain.

* Fine threw 17 touchdown passes of 20-yards or more and six of 50-yards or more in 2017. He has seven touchdown passes of 20-plus yards (and three of 50-plus) in 2018, a 35-yard touchdown strike to Rico Bussey, Jr. on 9/8 in a win over Incarnate Word, a 22-yard strike to Bussey in the win at Liberty on 9/22, a 36-yard touchdown pass to Michael Lawrence against Louisiana Tech on 9/29, a 53-yard touchdown pass to Jalen Guyton in the win over Southern Miss on 10/13, a 55-yard pass to Bussey, a 24-yard pass to Jaelon

Darden in the game at UAB on 10/20. and a 68-yard strike to Bussey in the win on 10/27 over Rice.

* Fine is the program's record-holder for most passing yards in a single season after his 4,052 yard season in 2017. Fine passed Mitch Maher's 1994 season (3,103) in the 11th game of the season last year. Fine was the leading returning quarterback in the FBS in passing yards, and ranked sixth nationally in passing touchdowns for returning quarterbacks heading into 2018. His 31 touchdowns through the air in 2017 were also a single-season program record, surpassing Maher's 1994 season (26).

* Fine became the first North Texas quarterback in program history to throw for 4,000 yards or more and 30 touchdowns or more in a single season in 2017.

Uncle Rico

Junior wide receiver Rico Bussey, Jr. (Lawton, Oklahoma) has been a serious weapon in 2018 for the high-flying Mean Green offense. He hauled in four more passes for 145 yards and a touchdown in the win on 10/27 over Rice.

* Bussey is a member of the Biletnikoff Award Watch List along with teammates Jalen Guyton and Michael Lawrence.

* Bussey has a team-high 55 catches for 822 yards and 10 touchdowns, 47.6 percent of quarterback Mason Fine's touchdowns in nine games.

* His 145-yard performance on 10/27 in the win over Rice marked Bussey's eighth career game with over 100 yards receiving, and has six in nine games to start the 2018 season.

* Bussey's three receiving scores in the win over Incarnate Word on 9/8 were the most in a game by a UNT receiver since Casey Fitzgerald had five against Navy (11/10/07).

* Bussey is second in C-USA in receiving yards (822) and second in receiving yards per game with 91.3. He leads C-USA in receiving touchdowns with 10. Bussey is tied for fifth nationally in that category.

* Bussey is sandwiched between Jonathan Duhart (847 yards) and Travis Fulgham (806 yards), both from this week's opponent, Old Dominion in the conference rankings.

2018 Conference USA Standings

		CONFERENCE			OVERALL		
EAST	W	L	PCT.	W	L	PCT.	
Middle Tennessee	5	1	.833	6	3	.667	
FIU	4	1	.800	6	3	.667	
Marshall	3	2	.600	5	3	.625	
Charlotte	3	2	.600	4	5	.444	
Florida Atlantic	2	3	.400	4	5	.444	
Old Dominion	1	5	.167	2	7	.222	
Western Kentucky	0	5	.000	1	8	.111	
WEST							
UAB	6	0	1.000	8	1	.889	
Louisiana Tech	4	1	.800	6	3	.667	
North Texas	3	2	.600	7	2	.778	
Southern Miss	3	2	.500	4	4	.500	
UTSA	2	3	.400	3	6	.333	
UTEP	1	4	.200	1	8	.111	
Rice	0	6	.000	1	9	.100	

Receiving Touchdowns (FBS)

1. John Ursua, Hawaii.....15
2. JJ Arcega-Whiteside, Stanford.....11
 Andy Isabella, UMass.....11
 David Sills IV, West Virginia.....11
5. **Rico Bussey, Jr., North Texas.....10**
 Jerry Jeudy, Alabama.....10
 Cody Thompson, Toledo.....10

* Bussey broke the 1,500 yard plateau for his career in Week 9 (10/27) and he has 110 catches for 1,596 yards in 28 career appearances with 18 touchdown receptions (which are sixth in program history).

* Bussey hauled in 47 passes for 677 yards and seven touchdowns in 2017.

* Bussey was a big-play threat in 2017, making 17 catches of 15-plus yards last season, including six that went for touchdowns. He has 21 through his first nine games of 2018.

Go-To GUYton

Redshirt junior wide receiver Jalen Guyton (Allen, Texas), a member of the preseason Biletnikoff watch list and preseason first team all-conference selection, is the team's second leading receiver this season with 38 catches for 534 yards and four touchdowns.

* Guyton caught two passes for 16 yards on 10/27 in the win over Rice.

* Guyton's four receiving scores have him

tied for 12th in the conference.

* Guyton surpassed 1,000 yards for his North Texas career on 9/15 in the win at Arkansas. He now has 87 catches for 1,309 yards and 13 touchdowns as a member of the Mean Green in 22 appearances.

* Guyton's 13 career receiving scores are one behind Marcus Camper (1985-88) and James Russell (1965-67), who are both tied for ninth all-time in program history in the category with 14. (See page 2 for the full list)

* Guyton caught 49 passes for 775 yards and a team-high nine touchdowns in 2017.

* Guyton was named Conference USA co-Newcomer of the Year in 2017 and was a first team all-conference performer.

* Guyton averaged 15.8 yards per catch last season, which ranked sixth in C-USA and is averaging 14.1 yards per catch in 2018 through 2018.

* Guyton was voted to the team's leadership council for 2018.

* Guyton began his career at Notre Dame before transferring to Trinity Valley Community College.

Dynamic Darden

Sophomore wide receiver Jaelon Darden

(Houston) only had one catch for 19 yards in the win against Rice in his last game on 10/27.

* He had a career day at UAB on 10/27, hauling in 10 catches for 143 yards and two scores, all of which are career highs (the touchdown total tied a career high).

* Darden is the team's third-leading receiver with 36 catches for 517 yards and four touchdowns.

* He is tied for 10th in C-USA with four receiving touchdowns, alongside teammate Jalen Guyton.

* Darden has surpassed his totals from 2017 (32 catches for 281 and three touchdowns).

#TheStandard

Junior wide receiver Michael Lawrence (Sweetwater, Texas), a member of the Biletnikoff Award preseason watch list, caught a season-high-tying four passes for 69 yards, a season-best, on 10/27.

* Lawrence has 18 catches for 271 yards and a touchdown through nine games.

* Lawrence surpassed 1,000 yards for his career on 10/13 against Southern Miss. He has 81 career catches for 1,106 yards and five scores in 30 appearances.

* Lawrence led the team in 2017 with 62 catches for 819 yards and also added four touchdowns.

* Lawrence, originally a walk-on, earned a scholarship prior to the 2018 season.

* Lawrence was voted to the team's leadership council for 2018.

#TouchdownTorrey

Sophomore running back DeAndre Torrey (Gautier, Mississippi) had a career best performance in the Mean Green's win over Rice on 10/27. He carried 15 times for 130 yards and four total touchdowns (three rushing), helping North Texas to its seventh win.

* Torrey scored on touchdowns of 11, 14 and 12 yards on the ground and a five-yard reception in the win, three of which came in the second half.

* Torrey has 12 total touchdowns, which leads the team. Torrey ranks 10th in the country in that category.

National Leaders for Total Touchdowns

- 1. Darrell Henderson, Memphis.....18
- Devin Singletary, Florida Atlantic.....18
- 3. Travis Etienne, Clemson.....16
- John Ursua, Hawaii.....16
- 5. Scottie Phillips, Ole Miss.....14
- Michael Warren, Jr., Cincinnati.....14
- 7. Eno Benjamin, Arizona State.....13
- Spencer Brown, UAB.....13
- Darwin Thompson, Utah State.....13
- 10. DeAndre Torrey, North Texas.....12**
- Jermar Jefferson, Oregon State.....12
- Jason Huntley, New Mexico State.....12
- Andy Isabella, UMass.....12
- D'Eriq King, Houston.....12
- Zack Moss, Utah.....12
- Tobias Oliver, Georgia Tech.....12

* Torrey has 95 carries for a team-high 458 yards and 10 touchdowns. He also has a 96-yard kickoff return for a touchdown on the year (9/1 vs. SMU) and 15 catches for 105 yards and a touchdown.

* Torrey ran for 1,298 yards and 12 touchdowns as a freshman at Mississippi Gulf Coast College. He was rated a three-star prospect by 247Sports and the sixth best junior college running back in the country.

Mr. Versatility

Redshirt junior tight end Kelvin Smith (Spring, Texas) has been called the team's most versatile player by head coach Seth Littrell, and seeing how many areas he factors in offensively and on special teams, it's easy to see why. In addition to his receiving ability, his impact as a blocker in both the run and pass game is usually overlooked. Smith also contributes on several special teams units, including kickoff return and punt coverage teams.

* Smith caught one pass for 13 yards on 10/27 in the win over Rice, and has 22 grabs for 214 yards through the first nine games of 2018.

* Smith hauled in 27 passes for 264 yards in 2017.

* Smith is on the watch lists for the John Mackey Award, given to the nation's best tight end, as well as the Hornung Award, which is bestowed upon the nation's most versatile player at the FBS level.

Nic Smith Approaches 1,000

Redshirt sophomore running back Nic Smith (Fort Worth) enters Saturday's game at Old Dominion 49 rushing yards shy of 1,000 for his career.

* Smith has carried 188 times for 951 yards (5.1 yards per carry) with eight rushing touchdowns in 22 career appearances with the Mean Green.

Brothers Gotta Hug

The Mose brothers, Sosaia and Manase (Eules), have started eight games beside one another on the Mean Green offensive line, which is something the pair never did while together at Eules Trinity.

* Sosaia starts at center, while Manase earned the starting role at right guard.

* The pair took different routes to Denton (Manase came as a high school freshman and Sosaia transferred from Tyler Junior College).

* Sosaia Mose is on the watch list for the Rimington Trophy, given to the nation's best center, as well as the Polynesian Player of the Year watch list. He burst onto the scene as North Texas' starting center early in 2017, his first season in Denton and stabilized the offensive line.

Spreading the Love

Nineteen different players have caught passes for the Mean Green through the first nine of the season after Anthony Wyche caught an 11-yard pass on 10/27 in the win over Rice. Fourteen different receivers caught passes from Fine in 2017.

#ColeBlooded

The Hedlund name is familiar to a lot of Mean Green fans, as head soccer coach John Hedlund has brought home title after title for the Mean Green at the helm of the program, including a regular season and tournament championship in 2018. His son, Cole Hedlund (Argyle), is now the Mean Green kicker as a graduate transfer following his time at Arkansas.

* Hedlund was named one of 20 semifinalists for the Lou Groza Award last week.

* Hedlund has been very good thus far for the Mean Green, converting on 15 of his 18 field goal tries, and he is 38 for 40 on extra points.

* Hedlund is 14th in the nation in scoring average at 9.2 points per game. His 1.67 field goals per game also ranks 10th among all FBS kickers. His 83 points through his first nine games in Denton is 14th in FBS for total points scored.

* Hedlund had the seemingly unenviable task of replacing a legend in North Texas kicking history, in Trevor Moore. The former Mean Green kicker holds nearly every record available. Hedlund has been excellent in 2018 for the Mean Green, writing his own bit of history in the UNT record books.

* Earlier this season, Hedlund kicked a career long 52-yard field goal at UTEP (on 10/6). That kick is tied for the ninth longest in program history.

* Hedlund's 15 field goals this season are tied for third (with Moore's 2014 season) for the most in a single season in program history. His 38 PATs also ranks fifth most in a single season in program history. Moore leads both categories.

* Hedlund spent four years at Arkansas. He was a *Parade* All-American out of high school and made 14 of 24 field goals during his time in Fayetteville.

Excellent Ejiya

Redshirt senior linebacker E.J. Ejiya (Blaine, Minnesota), a member of the team's leadership council and defensive captain, continued his strong start to 2018 with another big day in the win over Rice on 10/27.

* Ejiya recorded a team-high-tying eight tackles, a half tackle for loss and two quarterback hurries.

* Ejiya has 85 tackles (39 solo), 15.5 for loss, 7.0 sacks, 10 quarterback hurries, a forced fumble, a fumble recovery and a blocked extra point thus far this season. His 85 tackles lead the team and rank fourth most in Conference USA. He also is second in C-USA in tackles for loss, is third in C-USA in sacks and has the fifth most TFL in the country.

* Ejiya has 14.0 career sacks, which are just outside the program's top 10, and 237 career tackles (active career leader for UNT).

* His 31.0 career tackles for loss rank fourth in program history. (See page 2 for the full list).

* Ejiya finished 2017 as the team's leading tackler with 109 (51 solo) to go along with 7.0 sacks and 12.0 tackles for loss.

Garner(ing) Respect

Redshirt senior Brandon Garner (Mansfield, Texas) is second on the Mean Green in tackles with 46, and has 12.5 tackles for loss, 5.5 sacks, a fumble recovery, two pass break-ups and seven quarterback hurries.

* Garner recorded four stops, a sack, 2.0 tackles for loss, and a fumble recovery on 10/27 in the win over Rice.

* Garner now has 29.0 career tackles for loss and is fifth in program history, just two behind his teammate E.J. Ejiya. (See page 2 for the full list)

* Garner posted 68 tackles, 6.5 for loss with two sacks and seven quarterback hurries in 2017.

Tyreke Davis Continues Good Form

Denton native Tyreke Davis, who starts at nickel for the Mean Green, recorded four tackles in the win over Rice on 10/27.

* Davis has 37 tackles, 1.5 for loss, with an

interception and a pass break-up during his sophomore season.

Oh My, Ozougwu

Sophomore linebacker Joe Ozougwu (Alief, Texas) made his third consecutive start on 10/27 at the jack position (fifth start of his career). He made a big impact with seven stops, including 1.0 sack, 2.0 tackles for loss and a forced fumble in the win over Rice.

* Ozougwu has 23 tackles, 2.5 sacks, 6.0 tackles for loss, a forced fumble and a pass break-up in 2018.

* Ozougwu was named to Conference USA's all-freshman team in 2017.

Novil Has Career Day

Sophomore defensive lineman Dion Novil (Abilene, Texas) had another strong performance for the Mean Green on 10/27 in the win over Rice, posting a career-best six stops, a tackle for loss, a pass breakup and a pair of quarterback hurries against the Owls.

* Novil has 24 tackles, 5.0 tackles for loss, a half sack, a pass break-up, three quarterback hurries and a blocked field goal through nine games.

Muhammad Keeps Making Plays

Junior safety Khairi Muhammad (Dallas) posted a team-high-tying and season high eight tackles in the win over Rice on 10/27.

* Muhammad has 43 tackles, three interceptions, five pass break-ups, a forced fumble, a recovered fumble and a quarterback hurry in nine games, all starts.

* Muhammad is tied for 14th in the nation in interceptions with teammate Kemon Hall (Calhoun City, Mississippi) with three.

* Muhammad posted 94 tackles in 2017, which ranked third on the team, with three tackles for loss, a half sack, a pass break-up, a forced fumble and a fumble recovery.

Hall Continues Strong Senior Season

Senior cornerback Kemon Hall (Calhoun City, Mississippi) posted four tackles on 10/27 in the win over Rice, his second game back from injury.

* Hall has recorded 27 tackles, three interceptions (tied for 14th nationally), two of which he has returned for touchdowns,

and has broken up eight passes over seven appearances.

* Hall ranks eighth nationally in passes defended at 1.6 per game (11 total).

Brooks Named Thorpe Semifinalist

Senior corner Nate Brooks (Whitehouse, Texas) was named as one of 14 semifinalists for the Paycom Jim Thorpe Award, which is given to college football's best defensive back.

* Brooks is tied for fourth in the nation in interceptions with four.

National Interceptions Leaders (FBS)

- 1. Juwan Foggie, Charlotte 6
- 2. Grant Delpit, LSU 5
- 3. Hamp Cheevers, Boston College 5
- 4. **Nate Brooks, North Texas** 4
- Andre Sisco, Syracuse 4
- Alvin Davis, Akron 4
- Adrian Frye, Texas Tech 4
- Richie Grant, UCF 4
- Jevon Holland, Oregon 4
- Dakari Monroe, San Jose State 4
- Darnell Savage, Maryland 4
- Caden Stearns, Texas 4
- Juan Thornhill, Virginia 4
- Kindle Vildor, Georgia Southern 4
- Tre Watson, Maryland 4
- 14. 49 others 3

* Brooks has tied his single season career high of interceptions with four, matching his interception output from his sophomore campaign in 2016.

* Brooks made a season-high seven tackles, a tackle for loss and a pair of pass break-ups in the win over Rice on 10/27.

* Brooks now has 38 tackles, four interceptions, eight pass break-ups, 2.0 tackles for loss, a forced fumble, a fumble recovery and a quarterback hurry in nine appearances, all starts.

UNT or INT?

North Texas' 13 interceptions rank seventh in the country through the first 10 weeks of the season.

National Leaders in Interceptions (Team)

- 1. Maryland.....16
- 2. LSU.....15
- 3. Fresno State.....15
- 4. Boston College.....14
- Georgia Southern.....14

Utah State.....14
 7. North Texas.....13
 Alabama.....13
 California.....13
 Illinois.....13
 Kansas.....13
 Miami (FL).....13
 Oregon.....13

Turn it Over

North Texas is plus-nine in turnover differential through nine games of the 2018 season, which ranks ninth best in the nation. The Mean Green's +1.0 turnover per game margin ranks ninth.

* North Texas was minus-11 in 2017 in turnover differential.

* The Mean Green forced just 16 turnovers in 14 games in 2017, down from 22 in 2016 in 13 games. They already have 17 in 2018 through nine games.

* North Texas has more interceptions in 2018 through nine games (13) than it did in all of 2017 (eight) in 14 games.

* The six interceptions in the win at Arkansas on 9/15 was one shy of the program record of seven, set against Wichita State in 1971.

First 7-2 Start in 40 Years

Following North Texas' 41-17 win over Rice on 10/27, the Mean Green are 7-2 for the first time since 1978.

* The Mean Green went on to finish that season 9-2.

Three With Five-Hundo

There are three Mean Green receivers with at least 500 yards receiving: Rico Bussey, Jr. (822), Jalen Guyton (534) and Jaelon Darden (517).

First Downs

The Mean Green recorded 27 first downs in the win over Rice on 10/27 and are still one of the nation's leaders in the category.

* North Texas' 228 first downs are the 12th most first downs among FBS teams in nine games played.

* North Texas posted 340 first downs in 2017, a single-season program record, which ranked fifth in the country.

* Defensively, North Texas ranks 28th nationally in first downs allowed (161).

Red Zone Success

The Mean Green scored on six of their seven red zone possessions in the last game against Rice on 10/27 (four touchdowns).

* The Mean Green have scored on 41 of 47 red zone opportunities thus far, which is 87.2 percent. 30 of those 41 scores were touchdowns.

* North Texas scored on 88.9 percent of its red zone chances in 2017 (48 of 54) with 38 touchdowns. Its red zone scoring percentage ranked 28th in the nation last year.

Tough Sledding

There are five teams that reached bowl games a year ago on the Mean Green's 2018 schedule; SMU (which UNT defeated 46-23 in Week 1), Louisiana Tech (who defeated UNT 29-27 on 9/29), Southern Miss (which the Mean Green defeated 30-7 on 10/13), UAB (which knocked off UNT 29-21 on 10/20) and Florida Atlantic, and a sixth, that was bowl eligible in UT San Antonio (6-5 in 2017).

Halftime Leads (Usually) Equal Success

After the Mean Green's 41-17 win over Rice on 10/27, a game North Texas led 17-10 at the half, North Texas is 16-2 under head coach Seth Littrell in games where they lead at halftime.

* The only two losses came after failing to hold on to a 21-10 lead at UAB on 10/20 of this year and a 14-10 lead at Iowa in 2017.

* Conversely, after the loss on 9/29 to Louisiana Tech, the Mean Green are 4-13 when trailing at the break. The four wins in Littrell's tenure when trailing at the half came on 11/4/17 at Louisiana Tech (trailed 17-10), on 10/14/17 against UT San Antonio (trailed 17-16), on 9/30/17 with a win at Southern Miss (trailed 21-17) and against Rice, in 2016 (trailed 17-14).

* North Texas was tied at 10-10 at the break in the win on 10/6 at UTEP. It was the first halftime tie under Seth Littrell.

#LetItFly

The Mean Green continued their prowess through the air their last time out in the win over Rice on 10/27. Junior quarterback

Mason Fine (Peggs, Oklahoma) completed 18 of 35 passes for 333 yards and two touchdowns.

* North Texas ranks eighth in FBS in passing yards per game through seven weeks in 2018 (325.8). The Mean Green finished second in Conference USA in passing yards per game in 2017, at 291.9. (Western Kentucky led the way at 335.0 yards per game). North Texas had the 21st ranked passing offense in the country.

* North Texas is averaging 8.26 yards per pass attempt.

* The Mean Green also were second in the conference in passing efficiency last year, at 143.6. Through nine games, they are second in C-USA at 152.7.

* North Texas threw 32 passing touchdowns in 2017, which paced C-USA. Fine has 21 already in 2018 through nine games, which ranks 12th nationally.

Shutting Down the Run

North Texas ranks 16th in the country in rushing defense, holding opponents to just 108.6 yards per game. Only Charlotte (82.0) and Marshall (103.5) is stingier against the ground attack in C-USA.

* North Texas has allowed just two 100-yard rushers: UAB's Spencer Brown, who carried 25 times for 100 yards on 10/20 against the Mean Green, and Incarnate Word's Ra'Quanne Dickens had 139 yards rushing on 9/8.

Third Down, Lock Down

The Mean Green have allowed just a 32.6 percent conversion rate (42 of 129) on third downs through nine games in 2018, which also ranks third in C-USA.

* In 2017, opponents converted 93 of 212 third downs (43.9 percent), which ranked 11th in C-USA.

Sack City

North Texas recorded two sacks in the win over Rice on 10/27. The Mean Green now have 28 on the season, which ranks 11th in the country and second in C-USA.

* Joe Ozougwu (Alief, Texas) and Brandon Garner (Mansfield, Texas) each totaled one sack apiece in the win over the Owls.

* The 28 sacks for the Mean Green through nine games rank ninth most by a North Texas team in the program's history (See page 3 for full list).

Home Cooking

After the win on 10/27 against Rice, North Texas is 13-4 at home during the Seth Littrell era and 4-1 in 2018.

* The Mean Green have won 11 of their last 12 home games dating back to 2016, when North Texas beat Southern Miss (11/19/16).

* 2017 marked the first undefeated season at home for North Texas since 2003 and first 6-0 season at home since 1966.

Starting Fast

North Texas has outscored opponents 100-25 in first quarters of games, including a 10-7 advantage in the last game, a win over Rice on 10/27.

* North Texas has outscored its opponents in all four quarters this season, with the greatest margins coming in quarters number one (+75) and three (+35).

* The Mean Green have outscored opponents 341-169 this season through nine games.

90-Plus

North Texas posted its fourth scoring drive of 90 or more yards in its last game, a 41-17 win over Rice on 10/27. The Mean Green marched 95 yards in 11 plays early in the fourth quarter on a drive that was capped off by a five-yard touchdown pass from Mason Fine to DeAndre Torrey.

* UNT also posted an 89-yard touchdown drive in the win over Rice, scoring in three plays and 31 seconds. Fine connected with Rico Bussey, Jr. on a 68-yard scoring strike to finish off that drive.

Longest Drives in 2018

Yards	Plays	Time	Opponent	Result
99	8	2:45	So. Miss	TD
95	11	3:25	Rice	TD
95	9	4:02	SMU	TD
93	15	5:22	SMU	FG
89	3	0:31	Rice	TD

What's In A (Nick) Name?

Two defensive players in Denton have some pretty interesting nicknames. Redshirt senior defensive tackle Ulaiasi Tauaalo (Keller,

Texas) is affectionately known as Toala Bear, junior defensive lineman LaDarius Hamilton (Corrigan, Texas) goes by Hambone,

Texas-Made

There are currently 83 players on the North Texas roster who are from the state of Texas. 28 players are not from the Lone Star State, and the next highest representation comes from the north in Oklahoma, with 10.

Leadership Council

The Mean Green selected 12 members to their 2018 leadership council ahead of fall camp and the members are:

- Junior QB Mason Fine (Peggs, OK)
- RS Senior LB E.J. Ejiya (Blaine, MN)
- RS Junior WR Jalen Guyton (Allen, TX)
- Senior CB Kemon Hall (Calhoun City, MS)
- Junior DE LaDarius Hamilton (Corrigan, TX)
- RS Junior RB Christian Hosley (San Antonio, TX)
- Junior WR Michael Lawrence (Sweetwater, TX)
- RS Senior QB Quinn Shanbour (Oklahoma City, OK)
- Junior TE Kelvin Smith (Spring, TX)
- RS Senior Ulaiasi Tauaalo (Keller, TX)
- RS Junior OL Elex Woodworth (Mesquite, TX)
- Senior DL Roderick Young (Spring, TX)

Watch This!

Several North Texas players entered the 2018 season on national watch lists. Below are their names and the awards they are being considered for, as well as those who have been added to watch lists or selected as semifinalists throughout the season:

Head Coach Seth Littrell

* Paul "Bear" Bryant Award (national coach of the year)

QB Mason Fine

- * Walter Camp Player of the Year
- * Maxwell Award (not named a semifinalist)
- * Davey O'Brien Award
- * Manning Award
- * Earl Campbell Tyler Rose Award
- * Named a Player to Watch in 2018 by the Touchdown Club of Columbus (Sammy Baugh Award)

WR Rico Bussey, Jr., WR Jalen Guyton and WR Michael Lawrence

* Biletnikoff Award

CB Nate Brooks

* Paycom Jim Thorpe Award Semifinalist

K Cole Hedlund

* Lou Groza Award Semifinalist

TE Kelvin Smith

- * John Mackey Award
- * Hornung Award

C Sosaia Mose

- * Rimington Trophy
- * Polynesian Player of the Year Award

QB Quinn Shanbour

* Wuerrfel Trophy

Tech Ties

Wide receivers coach Joel Filani was teammates at Texas Tech with North Texas offensive coordinator and former Red Raider quarterback Graham Harrell for two seasons. During their two years together, Mean Green head coach Seth Littrell was the running backs coach in Lubbock.

Though he wasn't in Lubbock at the same time as the above mentioned trio, associate head coach and passing game coordinator Tommy Mainord spent three seasons in Lubbock as the receivers coach (2010-12).

#NFLMeanGreen

There are currently two former Mean Green players on NFL rosters; LB Craig Robertson (New Orleans Saints) and FB Jamize Olawale (Dallas Cowboys) RB Jeffery Wilson is a member of the San Francisco 49ers' practice squad.



2018 Stats
221 of 344 (64.2%)
2,879 Yds (5th in FBS)
319.9 Yds/Game (6th in FBS)
21 TDs/1 INT

8,503 Career Passing Yds
2nd in UNT History

58 Career Passing TDs
3rd in UNT History

140.11 Career Passing Efficiency
1st in UNT History

WATCH LISTS
WALTER CAMP AWARD
MAXWELL AWARD
MANNING AWARD
DAVEY O'BRIEN AWARD
EARL CAMPBELL TYLER
ROSE AWARD

MASON FINE



2018 Stats
55 Rec. (25th in FBS)
822 Yards (20th in FBS)
10 TDs (5th in FBS)

91.3 Yards Per Game
(25th in FBS)

18 Career Receiving TDs
6th in UNT History

8 Career 100-Yard
Games
5th in UNT History
(6 in 2018)

2018 BILETNIKOFF
AWARD
WATCH LIST

RICO BUSSEY JR.



*2018 Stats
38 Receptions
534 Yards
4 TDs*

14.1 Yards Per Catch

59.3 Yards Per Game

*2017 Stats
49 Receptions
775 Yards
9 TDs*

**2018 BILETNIKOFF
AWARD
WATCH LIST**

JALEN GUYTON



QUINN SHANBOUR
WUERFFEL TROPHY

JALEN GUYTON
BILETNIKOFF AWARD

MICHAEL LAWRENCE
BILETNIKOFF AWARD

RICO BUSSEY JR.
BILETNIKOFF AWARD

KELVIN SMITH
JOHN MACKEY AWARD
HORNUNG AWARD

SOSAIA MOSE
RIMINGTON TROPHY
POLYNESIAN P.O.T.Y.

MASON FINE
WALTER CAMP P.O.T.Y.
MAXWELL AWARD
MANNING AWARD
DAVEY O'BRIEN AWARD
EARL CAMPBELL TYLER ROSE AWARD

2018 WATCH LIST CANDIDATES

The Last Time North Texas...

Scoring

Scored 30 or more points.....	41 vs. Rice (10/27/18)
Scored 40 or more points.....	41 vs. Rice (10/27/18)
Scored 50 or more points.....	58 vs. Incarnate Word (9/8/18)
Scored 60 or more points.....	77 vs. Nicholls (9/20/14)

Total Offense

Had more than 400 total yards.....	497 vs. Rice (10/27/18)
Had more than 450 total yards.....	497 vs. Rice (10/27/18)
Had more than 500 total yards.....	531 at Liberty (9/22/18)
Had more than 600 total yards.....	607 vs. Incarnate Word (9/8/18)

Rushing Offense

Rushed for 150 or more yards.....	164 vs. Rice (10/27/18)
Rushed for 200 or more yards.....	346 at Liberty (9/22/18)
Rushed for 250 or more yards.....	346 at Liberty (9/22/18)
Rushed for 300 or more yards.....	346 at Liberty (9/22/18)
Rushed for 400 or more yards.....	436 vs. Lamar (9/2/17)

Passing Offense

Passed for 250 or more yards.....	333 vs. Rice (10/27/18)
Passed for 300 or more yards.....	336 vs. Rice (10/27/18)
Passed for 350 or more yards.....	454 vs. Incarnate Word (9/8/18)
Passed for 400 or more yards.....	454 vs. Incarnate Word (9/8/18)
Passed for 500 or more yards.....	601 at SMU (9/8/07)

Scoring Defense

Allowed 0 points.....	0 vs. Troy (10/30/03)
Allowed 3 or fewer points.....	3 vs. Nicholls (9/20/14)
Allowed 7 or fewer points.....	7 vs. Southern Miss (10/13/18)
Allowed 10 or fewer points.....	7 vs. Southern Miss (10/13/18)

Total Defense

Allowed fewer than 75 total yards.....	49 vs. Lamar (11/5/83)
Allowed fewer than 100 total yards.....	95 vs. Abilene Christian (9/5/92)
Allowed fewer than 150 total yards.....	147 vs. FIU (11/22/14)
Allowed fewer than 200 total yards.....	147 vs. FIU (11/22/14)
Allowed fewer than 250 total yards.....	231 vs. UTEP (11/11/17)
Allowed fewer than 300 total yards.....	299 vs. Rice (10/27/18)

Rushing Defense

Allowed 0 or fewer yards.....	-6 vs. Abilene Christian (9/5/92)
Allowed 20 or fewer yards.....	4 vs. SMU (9/1/18)
Allowed 40 or fewer yards.....	4 vs. SMU (9/1/18)
Allowed 60 or fewer yards.....	50 vs. Southern Miss (10/13/18)
Allowed 80 or fewer yards.....	50 vs. Southern Miss (10/13/18)
Allowed 100 or fewer yards.....	95 vs. Rice (10/27/18)

Passing Defense

Allowed 10 or fewer yards.....	7 vs. Abilene Christian (9/1/94)
Allowed 30 or fewer yards.....	27 vs. Army (11/18/17)
Allowed 50 or fewer yards.....	27 vs. Army (11/18/17)
Allowed 100 or fewer yards.....	27 vs. Army (11/18/17)
Allowed 150 or fewer yards.....	107 at Rice (11/25/17)
Allowed 200 or fewer yards.....	189 at UAB (10/20/18)

Miscellaneous Team

UNT wins when holding opponents to 10 points or less.....	40 consecutive, last loss at Marshall 7-0 (11/25/88)
UNT wins when scoring 30 points or more.....	34, last win vs. Rice (10/27/18)
Last shutout win.....	21-0 vs. Troy (10/30/03)

The Last Time North Texas...

Individual Rushing

Had a player rush for 100 or more yards	130 by DeAndre Torrey vs. Rice (10/27/18)
Had 2 players rush for 100 or more yards.....	176 by Jeffery Wilson, 101 by Nic Smith vs. Lamar (9/2/17)
Had a player rush for 150 or more yards.....	177 by Loren Easley at Liberty (9/22/18)
Had a player rush for 200 or more yards	211 by Jeffery Wilson vs. UAB (9/23/17)
Had a player rush for 250 or more yards	251 by Brandin Byrd at Tulsa (11/30/13)
Had a player rush for 300 or more yards	313 by Lance Dunbar vs. MTSU (12/3/11)
Had a player rush for 2 or more TDs	3 by DeAndre Torrey vs. Rice (10/27/18)
Had a player rush for 3 or more TDs.....	3 by DeAndre Torrey vs. Rice (10/27/18)
Had a player rush for 4 or more TDs	4 by Lance Dunbar vs. MTSU (12/3/11)
Had a player rush for 5 or more TDs	Never

Individual Passing

Had a player pass for 200 or more yards	333 by Mason Fine vs. Rice (10/27/18)
Had a player pass for 250 or more yards	333 by Mason Fine vs. Rice (10/27/18)
Had a player pass for 300 or more yards	333 by Mason Fine vs. Rice (10/27/18)
Had a player pass for 400 or more yards.....	418 by Mason Fine vs. Incarnate Word (9/8/18)
Had a player pass for 500 or more yards	601 by Daniel Meager at SMU (9/8/07)
Had a player pass for 2 or more TDs.....	2 by Mason Fine vs. Rice (10/27/18)
Had a player pass for 3 or more TDs	3 by Mason Fine at UAB (10/20/18)
Had a player pass for 4 or more TDs.....	4 by Mason Fine vs. Incarnate Word (9/8/18)
Had a player pass for 5 or more TDs	8 by Giovanni Vizza vs. Navy (11/10/07)

Individual Receiving

Had a player with 10 or more receptions in a game.....	10 by Jaelon Darden at UAB (10/20/18)
Had a player with 15 or more receptions in a game.....	15 by Carlos Harris vs. Southern Miss (10/18/14)
Had a player receive 100 or more yards	145 by Rico Bussey, Jr. vs. Rice (10/27/18)
Had 2 players receive 100 or more yards.....	143 by Jaelon Darden and 104 by Rico Bussey, Jr. at UAB (10/20/18)
Had a player receive 150 or more yards	182 by Jalen Guyton vs. UTSA (10/14/17)
Had a player receive 200 or more yards	211 by Jalen Guyton at Southern Miss (9/30/17)
Had a player receive 250 or more yards	327 by Casey Fitzgerald at SMU (9/8/07)
Had a player receive 300 or more yards	327 by Casey Fitzgerald at SMU (9/8/07)
Had a player receive 2 or more TDs	2 by Jaelon Darden at UAB (10/20/18)
Had a player receive 3 or more TDs	3 by Rico Bussey, Jr. vs. Incarnate Word (9/8/18)
Had a player receive 4 or more TDs	5 by Casey Fitzgerald vs. Navy (11/10/07)
Returned a kickoff for a TD.....	96 yards by DeAndre Torrey vs. SMU (9/1/18)
Returned a punt for a TD.....	90 yards by Keegan Brewer at Arkansas (09/15/18)
Returned an INT for a TD.....	24 yards by Kemon Hall at Arkansas (9/15/18)
Returned a fumble for a TD	56 yards by Colton McDonald vs. Troy (12/16/17)
Blocked a punt	Dee Baulkman vs. UTEP (11/11/17)
Blocked two punts.....	vs. Old Dominion (10/28/17)
Blocked a FG	Dion Novil at UTEP (10/6/18)
Blocked a PAT.....	E.J. Ejiya vs. Incarnate Word (9/8/18)
Returned a blocked punt for a TD	40 yards by Evan Johnson vs. Old Dominion (10/28/17)
Returned a blocked FG for a TD.....	66 yards by Phillip Littlejohn vs. Idaho (10/4/97)
Recorded a safety.....	Team Safety vs. Southern Miss (11/19/16)

The Last Time an Opponent...

Rushing Offense

Rushed for 150 or more yards.....	203 by UAB (10/20/18)
Rushed for 200 or more yards.....	203 by UAB (10/20/18)
Rushed for 250 or more yards.....	281 by Florida Atlantic (12/2/17)
Rushed for 300 or more yards.....	534 by Army (11/18/17)

Passing Offense

Passed for 300 or more yards.....	317 by Southern Miss (10/13/18)
Passed for 400 or more yards.....	400 by WKU (10/15/15)
Passed for 500 or more yards.....	563 by Houston (9/10/11)

Total Offense

Had more than 400 total yards.....	417 by UTEP (10/6/18)
Had more than 450 total yards.....	633 by Florida Atlantic (12/2/17)
Had more than 500 total yards.....	633 by Florida Atlantic (12/2/17)

Individual Rushing

Had a player rush for 100 or more yards.....	100 by Spencer Brown, UAB (10/20/18)
Had 2 players rush for 100 or more yards.....	244 by Ahmad Bradshaw and 120 by Darnell Woolfolk, Army (11/18/17)
Had a player rush for 150 or more yards	164 by Devin Singletary, Florida Atlantic (12/2/17)
Had a player rush for 200 or more yards	244 by Ahmad Bradshaw, Army (11/18/17)
Had a player rush for 300 or more yards	301 by Aaron Jones, UTEP (11/26/16)
Had a player rush for 2 or more TDs.....	3 by Spencer Brown, UAB (10/20/18)
Had a player rush for 3 or more TDs	3 by Spencer Brown, UAB (10/20/18)
Had a player rush for 4 or more TDs	4 by Aaron Jones, UTEP (11/26/16)
Had a player rush for 5 or more TDs	6 by Kenneth Dixon, Louisiana Tech (11/7/15)

Individual Passing

Had a player pass for 300 or more yards	318 by Jack Abraham, Southern Miss (10/13/18)
Had a player pass for 400 or more yards	408 by Aaron Murray, Georgia (9/21/13)
Had a player pass for 3 or more TDs	4 by Brandon Silvers, Troy (12/16/17)
Had a player pass for 4 or more TDs	4 by Brandon Silvers, Troy (12/16/17)

Individual Receiving

Had a player receive 100 or more yards.....	135 by Jordan Mitchell and 109 by Quez Watkins, Southern Miss (10/13/18)
Had a player receive 200 or more yards.....	208 by Kalib Woods, Florida Atlantic (12/2/17)
Had 2 players receive 100 or more yards.....	135 by Jordan Mitchell and 109 by Quez Watkins, Southern Miss (10/13/18)
Had a player receive 3 or more TDs.....	4 by Courtland Sutton, SMU (9/9/17)
Had a player receive 4 or more TDs.....	4 by Courtland Sutton, SMU (9/9/17)

Scoring

Scored 30 or more points	50 by Troy (12/16/17)
Scored 40 or more points	50 by Troy (12/16/17)
Scored 50 or more points	50 by Troy (12/16/17)
Scored 60 or more points	69 by Florida Atlantic (10/21/17)

Returned a kickoff for a TD.....	97/98 yards by Isaiah Harper (two in the game), Old Dominion (10/28/17)
Returned a punt for a TD.....	88 yards by Frank Brown, Bethune-Cookman (9/10/16)
Returned an INT for a TD	75 yards by Brandon Douglas-Dotston, Rice (11/25/17)
Returned a fumble for a TD.....	45 yards by Kahani Smith, UTEP (11/11/17)
Returned a blocked punt for a TD.....	0 yards by Brandon Moss, UTEP (11/26/16)
Blocked a FG.....	Amick Robertson, Louisiana Tech (9/29/18)
Returned a blocked FG for a TD.....	62 yards by Derrick Strozier, Tulane (10/5/13)
Recorded a safety.....	Garrett Marino, UAB (10/20/18)

North Texas Overtime Record (2-2)

October 7, 2006

North Texas 25 FIU 22 7 OTs

December 27, 2016

Army 38 North Texas 31 OT

September 12, 2009

Ohio 31 North Texas 30 2 OTs

September 24, 2016

North Texas 42 Rice 35 2 OTs



Seth Littrell

Head Coach

Third Year ▶ Oklahoma '01

The University of North Texas named Seth Littrell as its 19th head football coach, University President Neal Smatresk and then-Director of Athletics Rick Villarreal announced on December 5, 2015.

Littrell, 40, has a 21-15 record in Denton into his third season after guiding North Texas to its seventh nine-win season in school history in 2017. Littrell is also the second coach in program history to lead his team to bowls in back-to-back seasons to start his North Texas tenure (Odus Mitchell in 1946-47). The Mean Green finished 2017 9-5 with an

appearance in the R+L Carriers New Orleans Bowl and set several offensive records along the way. North Texas broke single-season program records for points (497), passing TDs (32), total offense (6,366 yards), total offense per game (454.7), most plays (1,037) and most first downs (340).

The Mean Green showed marked improvement offensively again in Littrell's second season, improving their points per game average by 10.7 ppg (35.5). Sophomore QB Mason Fine also took a major leap forward in his second season with Littrell, becoming the first Mean Green signal-caller to eclipse 4,000 yards passing in a season (4,052) and the first to throw for 30 or more touchdowns (31). Fine was named Conference USA Offensive Player of the Year and was a first-team all-conference performer.

Littrell led the Mean Green to the second-best turnaround in the Football Bowl Subdivision in 2016, his first season at the helm. North Texas improved its win total by four games, finishing 5-8 on the season with a Xaxby's Heart of Dallas Bowl appearance. Littrell helped lead the Mean Green to a 9.6 points-per-game jump in scoring offense from its output in 2016, which ranked 11th-best in the nation, and the 2016 defense allowed 8.7 points per game fewer than it did in 2015, which was the 13th-best turnaround in the country.

One of the brightest offensive minds in college football, Littrell came to North Texas after serving as the assistant head coach for offense and tight ends at North Carolina. At the time of his hire, the Muskogee, Oklahoma, native was the youngest coach in Conference USA and fifth youngest in the nation.

The dynamic mind of Littrell turned the North Carolina offense in 2015 into one of the nation's best, as the Tar Heels set school records for most points and touchdowns in a season. The Tar Heels won the ACC Coastal Division Championship and played in their first ACC Championship game.

North Carolina scored over 30 points nine times in 2015, topped the 40-point mark seven times and scored over 50 points in four games, which was a school record. Through 12 games under Littrell's guidance in 2015, UNC averaged 41.2 points a game, which ranked 11th in the nation at the time.

Under Littrell's leadership, quarterback Marquise Williams set a new school record for career touchdowns (90) and total offense at North Carolina.

In 2015 with Littrell, the UNC offense averaged 7.46 yards per play, which at the time was second in the nation, and ran the ball for 6.0 yards a carry, which ranked third in the country. UNC was one of just 11 schools in the nation that averaged more than 200 yards rushing (229.7) and 250 yards passing (266.0). In 2015, UNC rushed for over 200 yards eight times and had over 500 yards of total offense in four games, including 704 yards in a 66-31 win over Duke.

In his first season in Chapel Hill in 2014, Littrell helped Carolina establish several school records, including most passing yards, most passing touchdowns and most first downs. Williams was a second-team all-conference pick after leading the Tar Heels to a bowl game in his first year as the starter, and set several individual school records, including most rushing yards and rushing touchdowns by a quarterback. Carolina gained more than 5,000 yards in Littrell's first season as the play-caller and averaged 429.8 yards per contest.

Littrell came to Chapel Hill from Indiana where he guided one of the most prolific offenses in the country. Indiana finished ninth in the nation in total offense in 2013, averaging 508.5 yards per game. The Hoosiers were 17th in passing offense (306.7 avg.) and 30th in rushing offense (201.8). Indiana was one of only three teams to average more than 300 yards passing and 200 yards rushing.

Under Littrell's guidance in 2013, Indiana set single-season records with 6,102 total yards, (508.5 ypg), 461 points, (38.4 ppg), 36 passing touchdowns, 62 total touchdowns and 300 first downs. Tight end Ted Bolser thrived in his system, setting IU career records for receptions, receiving yards and touchdowns by a tight end.

Bolser and wide receiver Cody Latimer were selected in the 2014 NFL Draft. Latimer was taken in the second round (56th overall) by the Denver Broncos, while Bolser went in the seventh round to Washington.

In Littrell's first season as Indiana's offensive coordinator in 2012, the Hoosiers led the Big Ten and ranked 17th nationally in passing offense (311.2). They finished second in the conference in total offense (442.0) and fourth in scoring offense (30.8).

Prior to his stint at Indiana, Littrell coached three seasons at Arizona, where his 2011 offense ranked third nationally in passing offense (370.8) and 15th in total offense (465.2).

Three of his Arizona players were selected in the NFL draft: tight end Rob Gronkowski (New England - 2010 second round), quarterback Nick Foles (Philadelphia - 2012 third round) and wide receiver Juron Criner (Oakland - 2012 fifth round).

Prior to Arizona, Littrell served four years as running backs coach at Texas Tech (2005-08) under Mike Leach. The 2008 Red Raiders rushed for 119 rushing yards per game, the highest total in the Leach era. Running back Shannon Woods earned All-Big 12 Conference honors in 2006 after averaging 6.1 yards per carry and snagging 75 receptions, totaling a top-15 national figure of 139 all-purpose yards per game.

Littrell began his coaching career as a graduate assistant at Kansas from 2002-04. The Jayhawks played in the 2003 Tangerine Bowl.

Littrell has coached in seven bowl games, played in two and was team captain on Oklahoma's 2000 national championship team. He was a four-year letterwinner at Oklahoma where he rushed for 231 yards and seven touchdowns in 1999 and finished his career with 11 rushing scores.

The Muskogee native graduated from Oklahoma with a degree in communications in 2001.

Littrell Quick Facts

- Age:** 40 (July 24, 1978)
- Alma Mater:** Oklahoma ('01)
- Record:** 21-15 (third year)
- Overall Record:** 21-15 (third year)
- Previous Job:** Assistant Head Coach, Offense/Tight Ends at North Carolina (OC)
- Playing Experience:** Fullback at Oklahoma (1997-00)
- Family:** Married to Becca. Has two children: Tripp, Elle.

Littrell Coaching Experience

Year	School	Position
2016-pres.	North Texas	Head Coach
2014-15	North Carolina	Asst. HC/OC/TE
2012-13	Indiana	O. Coord./TE/FB
2011	Arizona	O. Coord./TE/H-Backs
2010	Arizona	Co-O. Coord./RB/TE
2009	Arizona	RB/TE
2005-08	Texas Tech	RB
2002-04	Kansas	Graduate Assistant

Littrell Coaching Highlights

- ↳ Led North Texas to several program records offensively (points, passing TDs, total offense, total offense per game, most plays and most first downs) on its way to a second-straight bowl appearance in 2017
- ↳ Led the Mean Green to the second-best turnaround in the Football Bowl Subdivision in 2016, his first season at the helm.
- ↳ In his 12 games in charge of the North Carolina offense in 2015, the team averaged 41.2 points per game and set a school record for most games over 50 points (4).
- ↳ The UNC offense averaged 7.46 yards per play in 2015 under Littrell's guidance, which was second in the nation, and ran the ball for 6.0 yards a carry, which ranked third in the country.
- ↳ Carolina gained more than 5,000 yards in Littrell's first season as the play-caller and averaged 429.8 yards per contest in 2014, his first in Chapel Hill.
- ↳ Indiana was one of only three teams in the nation to average more than 300 yards passing and 200 yards rushing in 2013.

2018 Numerical Roster

No.	Name	Pos.	Ht.	Wt.	Cl.	Hometown/Previous School
1	Jashon Darden	WR	5-9	165	SO	Houston, TX (Eisenhower HS)
2	Austin Auna	QB	6-2	206	FR	Argyle, TX (Argyle HS)
2	LaDarius Hamilton	DE	6-3	240	JR	Corrigan, TX (Corrigan-Camden HS)
3	Tim Faison	LB	6-2	216	RS JR	Tallahassee, FL (Independence CC)
4	Ikhair Muhammad	S	5-11	185	JR	Dallas, TX (DeSoto HS)
4	Anthony Wyche	RB	5-11	188	RS JR	Philadelphia, PA (LA Valley College)
5	Jason Bean	QB	6-3	184	FR	Mansfield, TX (Lake Ridge HS)
5	Tyrique Davis	DB	5-10	192	SO	Denton, TX (Ryan HS)
6	Mason Fine	QB	5-11	185	JR	Peggs, OK (Locust Grove HS)
6	Tre Siggers	S	5-8	192	RS FR	Duncanville, TX (Duncanville HS)
7	Evan Johnson	RB	5-6	185	SO	Loranger, LA (Loranger HS)
8	Rico Bussey, Jr.	WR	6-2	190	JR	Lawton, OK (Eisenhower HS)
9	Nate Brooks	DB	6-0	180	SR	Whitehouse, TX (Whitehouse HS)
9	Jalen Gaulton	WR	6-1	202	RS JR	Allen, TX (Trinity Valley CC)
10	Cade Pearson	QB	6-3	206	RS FR	Tamarkana, TX (Texas HS)
10	Melyle Sanders	S	6-0	202	SO	Tyler, TX (Robert E. Lee HS)
11	Quintin Jackson	WR	6-3	202	RS SR	Granite City, IL (College of OurPage)
11	Cam Johnson	DB	5-11	176	SO	Houston, TX (John H. Reagan Heights HS)
13	Chris Thornton	LB	6-1	232	RS FR	Amarillo, TX (Palo Duro HS)
13	DaAndre Tomaj	RB	5-7	185	SO	Gauley, MS (Gulf Coast JC)
14	Cedric Fernandez	DB	5-10	185	RS SR	Arlington, TX (Martha HS)
14	Greg White	WR	6-3	192	RS FR	Riverdale, GA (Riverdale HS)
15	Caleb Chumley	TE	6-5	254	RS JR	Longview, TX (Pine Tree HS)
15	Uleiel Tausafo	DT	6-2	300	RS SR	Keller, TX (Central HS)
16	Cobe Craft	QB	5-11	190	FR	Keller, TX (Fossil Ridge HS)
18	Kamon Hall	DB	5-11	180	SR	Calhoun City, MS (Turner CC)
17	Kason Martin	QB	6-3	203	FR	Marvel, TX (Marvel HS)
17	Joe Osagwu	LB	6-3	225	RS SO	Alief, TX (Taylor HS)
18	Kasean Brewer	WR	5-11	180	RS SO	Corinth, TX (Lake Dallas HS)
19	Chris Jackson	DB	5-9	170	JR	Prosper, TX (Hardin-Simmons)
19	Quinn Shanbour	QB	6-0	196	RS SR	Oklahoma City, OK (Heritage Hall HS)
20	Josh Adebiaye	RB	6-0	222	RS SO	Lanhamville, TX (Howard)
20	William LeMasters	LB	6-2	212	RS JR	Dallas, TX (Parish Episcopal HS)
21	McC Smith	RB	5-10	187	RS SO	Arlington, TX (Martha HS)
22	E.J. Ejiya	LB	6-3	231	RS SR	Blaine, MN (North Dakota State College of Science)
23	Loren Essly	RB	5-11	197	RS JR	Houston, TX (Stephen F. Austin)
23	Jahvon Millard	DB	5-11	173	FR	Atlanta, GA (North Springs HS)
24	Roderic Burns	WR	5-10	170	FR	Houston, TX (Lamar HS)
24	Taylor Robinson	DB	5-11	191	RS JR	Keller, TX (Central HS)
25	Sita Carmichael	FB	6-1	230	FR	Grand Prairie, TX (Grand Prairie HS)
25	Jordan Roberts	DB	6-1	173	RS FR	Anders, OK (Anders HS)
26	Alex Morris	S	6-1	202	FR	Humble, TX (Atascocita HS)
27	Ashton Preston	DB	5-10	189	SR	Edmond, OK (Santa Fe HS)
29	Nate Durham	OS	6-2	234	SO	Rockton, IL (Mononogah HS)
29	Jason Gibbs	S	5-11	194	FR	The Colony, TX (The Colony HS)
30	Coie Hedlund	K	5-10	162	SR	Argyle, TX (Arkansas)
30	Darrah Smith	WR	5-9	172	RS JR	San Antonio, TX (Sterling College)
31	KD Davis	LB	5-11	206	FR	Ennis, TX (Ennis HS)
32	Michael Lawrence	WR	5-10	181	JR	Sweetwater, TX (Sweetwater HS)
34	Bryce English	DT	5-11	297	RS JR	DeSoto, TX (Kansas Stars)
34	Jack Giblin	TE	6-3	219	RS SO	Port Neches, TX (UT San Antonio)
36	Hayden Doggett	RB	6-2	218	RS SO	Hutto, TX (Hutto HS)
36	Ahlin Kenworthy	P	6-3	184	RS JR	Rowlett, TX (Higgins College)
37	Brandon Garner	LB	5-11	223	RS SR	Mansfield, TX (Timberlane HS)
38	Keelan Crosby	DB	6-1	175	FR	Anna, TX (Anna HS)
39	Deven Langston	WR	6-0	185	FR	Mansfield, TX (Lake Ridge HS)
39	Jameel Moore	DB	5-10	174	JR	Cedar Hill, TX (Cedar Hill HS)
40	Mike Linhan	LB	6-2	241	RS JR	Highland Park, TX (Idaho)

2018 Numerical Roster

No.	Name	Pos.	Ht.	Wt.	Cl.	Hometown (Previous School)
40	Cole McCrary	TE	6-2	223	FR	Dallas, TX (Woodrow Wilson HS)
41	Christian Cole	P	6-2	175	SO	Dallas, TX (Shelton HS)
41	Jordan Hunt	LB	6-2	217	FR	Wylie, TX (Wylie HS)
42	Corey Mann	LB	6-0	205	RS SO	Decatur, TX (Temple HS)
43	Larry Nixon III	LB	6-0	228	FR	North Richland Hills, TX (Richland HS)
44	Cannon Maki	FB	5-11	227	RS SR	Mansfield, TX (All Saints Episcopal HS)
45	Derrick Shaw	DL	6-0	267	FR	Broken Arrow, OK (Broken Arrow HS)
46	Christian Hosley	RB	5-9	182	RS JR	San Antonio, TX (Howard Payne University)
46	Javier Neal	DB	5-9	160	FR	Whitehouse, TX (Whitehouse HS)
47	Ethan Mooney	K	6-0	199	FR	Fort Worth, TX (Timber Creek HS)
47	Chaz Davis	DB	5-10	167	RS SO	Nash, TX (Midwestern State)
48	Jamie King	LB	6-3	231	JR	Azle, TX (College of the Desert)
49	Zach Williams	K	5-8	181	RS FR	Louisville, KY (Trinity HS)
49	Roderick Young	DL	6-1	298	SR	Spring, TX (Dekaney HS)
52	Darrian McMillan	DL	6-2	252	JR	Mobile, AL (Butler CC)
53	Jordan Redfearn	OL	6-3	305	FR	Aubrey, TX (Aubrey HS)
56	Jacob Brammer	OL	6-4	270	RS FR	Richmond, TX (Foster HS)
57	Kyleb Howell	LB/DS	6-0	215	RS SO	Lantana, TX (Harding)
58	Sam Lucas	DS	6-0	222	RS SO	Brenham, TX (Blinn College)
59	Hayden Harrison	LB	6-2	212	RS SO	Wolfforth, TX (Frenship HS)
60	Sosaia Mose	OL	6-2	301	RS JR	Euleless, TX (Tyler JC)
62	Chris Beckham	OL	6-5	316	FR	Hurst, TX (L.D. Bell HS)
63	Ted Fausak	OL	6-4	288	RS SR	San Jose, CA (De Anza College)
64	Brian Parish	OL	6-4	276	RS FR	Arlington, TX (Seguin HS)
65	Chad Hickson	OL	6-4	281	RS SO	Denton, TX (Oklahoma Panhandle State)
66	Brendon Weatherspoon	OL	6-4	289	RS FR	Hurst, TX (L.D. Bell HS)
69	Jevin Pahinui	OL	6-4	295	RS SR	Mountlake Terrace, WA (College of the Siskiyous)
70	Thomas Preston III	OL	6-4	282	JR	Mesa, AZ (Scottsdale CC)
71	Jordan Murray	OL	6-9	323	SR	Coppell, TX (Coppell HS)
72	Manase Mose	OL	6-1	294	RS FR	Euleless, TX (Trinity HS)
73	Cole Brown	OL	6-4	257	FR	Conroe, TX (Conroe HS)
74	Chandler Anthony	OL	6-7	299	RS SO	Tuttle, OK (Tuttle HS)
77	Elex Woodworth	OL	6-4	288	RS JR	Mesquite, TX (Horn HS)
78	Daizion Carroll	OL	6-2	322	FR	Waco, TX (Midway HS)
79	Riley Mayfield	OL	6-7	302	RS SR	Cedar Park, TX (Abilene Christian)
80	Austin Ogunmakin	WR	6-3	186	FR	Alief, TX (Hastings HS)
81	Cudjoe Young	WR	5-11	199	SR	Chattanooga, TN (Scottsdale CC)
82	Deion Hair-Griffin	WR	5-10	170	RS SO	Fort Worth, TX (Arlington Heights HS)
83	Jyaire Shorter	WR	6-2	213	FR	Killeen, TX (Ellison HS)
84	Trace Thompson	WR	5-11	174	FR	Godley, TX (Godley HS)
85	Colton Stacy	WR	6-0	173	FR	Tulsa, OK (Metro Christian HS)
86	Nick Ogelle	WR	6-0	188	FR	Dallas, TX (First Baptist Academy)
87	Kelvin Smith	TE	6-2	243	RS JR	Spring, TX (Dekaney HS)
88	Jason Pirtle	WR	6-2	210	RS SO	Locust Grove, OK (Locust Grove HS)
89	Kam Duhon	WR	5-11	184	RS SO	Southlake, TX (Southlake Carroll HS)
90	Jermarcus White	DL	6-4	220	FR	Willis, TX (Willis HS)
91	Dayton LeBlanc	DL	6-1	276	FR	Breaux Bridge, LA (Frederick Douglass HS)
92	Jake Jones	DL	6-4	240	FR	Willis, TX (Willis HS)
93	Julius Combes	DL	6-1	280	RS JR	Washington, D.C. (DeMatha HS)
94	Tuulau Saafi	DL	6-3	288	JR	Euleless, TX (Mt. San Antonio College)
95	Caleb Colvin	DL	6-2	270	RS SO	Owasso, OK (Northeast Oklahoma A&M)
96	Travis Chatman	DL	6-2	226	FR	Euleless, TX (Trinity HS)
97	Dion Novil	DL	6-4	285	SO	Abilene, TX (Wylie HS)
99	Nicholas Pichon	DL	6-3	295	RS SO	Sugar Land, TX (Texas Lutheran)

Depth Chart

Offense

<p>X</p> <p>8 Rico Bussey, Jr. 6-2 - 190 - JR</p> <p>14 Greg White 6-3 - 192 - RS FR</p> <p>-OR-</p> <p>81 Cudjoe Young 5-11 - 199 - SR</p>	<p>A</p> <p>1 Jaelon Darden 5-9 - 165 - SO</p> <p>82 Deion Hair-Griffin 5-10 - 170 - RS SO</p>	<p>LT</p> <p>56 Jacob Brammer 6-4 - 270 - RS FR</p> <p>-OR-</p> <p>71 Jordan Murray 6-9 - 323 - SR</p>	<p>LG</p> <p>77 Elex Woodworth 6-4 - 288 - RS JR</p> <p>74 Chandler Anthony 6-7 - 299 - RS SO</p>	<p>C</p> <p>60 Sosaia Mose 6-2 - 301 - RS JR</p> <p>65 Chad Hickson 6-4 - 281 - RS SO</p>	<p>RG</p> <p>72 Manase Mose 6-1 - 294 - RS FR</p> <p>74 Chandler Anthony 6-7 - 299 - RS SO</p>	<p>RT</p> <p>79 Riley Mayfield 6-7 - 302 - RS SR</p> <p>64 Brian Parish 6-4 - 276 - RS FR</p>	<p>Y</p> <p>32 Michael Lawrence 5-10 - 181 - JR</p> <p>18 Keegan Brewer 5-11 - 180 - RS SO</p>	<p>Z</p> <p>9 Jalen Guyton 6-1 - 202 - RS JR</p> <p>81 Cudjoe Young 5-11 - 199 - SR</p> <p>-OR-</p> <p>11 Quinetin Jackson 6-3 - 202 - RS SR</p>
<p>TE</p> <p>87 Kelvin Smith 6-2 - 243 - RS JR</p> <p>15 Caleb Chumley 6-5 - 254 - RS JR</p> <p>-OR-</p> <p>88 Jason Pirtle 6-2 - 210 - RS SO</p>		<p>QB</p> <p>6 Mason Fine 5-11 - 185 - JR</p> <p>19 Quinn Shanbour 6-0 - 196 - RS SR</p>			<p>RB</p> <p>13 DeAndre Torrey 5-7 - 185 - SO</p> <p>-OR-</p> <p>21 Nic Smith 5-10 - 187 - RS SO</p> <p>7 Evan Johnson 5-6 - 185 - SO</p> <p>-OR-</p> <p>4 Anthony Wyche 5-11 - 188 - RS JR</p>			

Defense

<p>CB</p> <p>9 Nate Brooks 6-0 - 180 - SR</p> <p>25 Jordan Roberts 6-1 - 173 - RS FR</p>	<p>NICK</p> <p>5 Tyreke Davis 5-10 - 192 - SO</p> <p>-OR-</p> <p>39 Jameel Moore 5-10 - 174 - JR</p>	<p>DE</p> <p>49 Roderick Young 6-1 - 298 - SR</p> <p>95 Caleb Colvin 6-2 - 270 - RS SO</p>	<p>NT</p> <p>15 Ulaiasi Tauaalo 6-2 - 300 - RS SR</p> <p>34 Bryce English 5-11 - 297 - RS JR</p>	<p>DE</p> <p>2 LaDarius Hamilton 6-3 - 240 - JR</p> <p>-OR-</p> <p>97 Dion Novil 6-4 - 285 - SO</p>	<p>CB</p> <p>16 Kemon Hall 5-11 - 190 - SR</p> <p>11 Cam Johnson 5-11 - 176 - SO</p>
<p>JACK</p> <p>17 Joe Ozougwu 6-3 - 225 - RS SO</p> <p>-OR-</p> <p>48 Jamie King 6-3 - 231 - JR</p>		<p>MLB</p> <p>37 Brandon Garner 5-11 - 223 - RS SR</p> <p>20 William LeMasters 6-2 - 212 - RS JR</p> <p>-OR-</p> <p>31 KD Davis 5-11 - 206 - FR</p>	<p>WLB</p> <p>22 E.J. Ejiya 6-3 - 231 - RS SR</p> <p>40 Mike Linehan 6-2 - 241 - RS JR</p>	<p>S</p> <p>4 Khairi Muhammad 5-11 - 185 - JR</p> <p>6 Tre Siggers 5-8 - 192 - RS FR</p>	
<p>S</p> <p>10 Makyle Sanders 6-0 - 202 - SO</p> <p>-OR-</p> <p>24 Taylor Robinson 5-11 - 191 - RS JR</p>					

ST

<p>PK</p> <p>30 Cole Hedlund 5-10 - 162 - GS</p> <p>49 Zach Williams 5-8 - 181 - RS FR</p>	<p>KO</p> <p>47 Ethan Mooney 6-0 - 199 - FR</p> <p>49 Zach Williams 5-8 - 181 - RS FR</p>	<p>P</p> <p>36 Alvin Kenworthy 6-3 - 194 - RS JR</p> <p>41 Christian Cole 6-2 - 175 - SO</p>	<p>DS</p> <p>29 Nate Durham 6-2 - 224 - SO</p> <p>58 Sam Lucas 5-11 - 222 - RS SO</p>	<p>KR</p> <p>13 DeAndre Torrey 5-7 - 185 - RS SO</p> <p>7 Evan Johnson 5-6 - 185 - SO</p> <p>-OR-</p> <p>1 Jaelon Darden 5-9 - 165 - SO</p>	<p>PR</p> <p>1 Jaelon Darden 5-9 - 165 - SO</p> <p>-OR-</p> <p>18 Keegan Brewer 5-11 - 180 - RS SO</p>	<p>HLD</p> <p>19 Quinn Shanbour 6-0 - 196 - RS SR</p> <p>17 Kason Martin 6-3 - 203 - FR</p>
---	--	---	--	--	---	--

BROADCAST BIOS - OFFENSE



1

JAELOD DARDEN
 jay-lin
 SO • WR • 5-9 • 165
 Houston, TX
 Eisenhower HS

CAREER GAME HIGHS
 Rec.: 10 (at UAB, 2018)
 Rec. Yds: 143 (at UAB, 2018)
 Rec. TDs: 2 (2x, last at UAB, 2018)
 Long Rec.: 46 (at UTEP, 2018)
 All Purpose Yds: 154 (at SMU, 2017)
 • Has 36 catches for 517 yards and four touchdowns through the first nine games of 2018

2018 SEASON GAME HIGHS
 Rec.: 10 (at UAB)
 Rec. Yds: 143 (at UAB)
 Rec. TDs: 2 (at UAB)
 Long Rec.: 46 (at UTEP)
 All Purpose Yds: 143 (at UAB)



6

MASON FINE
 JR • QB • 5-11 • 185
 Peggs, OK
 Locust Grove HS

CAREER GAME HIGHS
 Comp.: 40 (vs. SMU, 2018)
 Att.: 54 (2x, last vs. Troy, 2017)
 Pass. Yds: 444 (vs. SMU, 2018)
 Long Pass: 77 (vs. UTSA, 2017)
 Pass TDs: 4 (3x, last vs. Incarnate Word, 2018)
 • Eighth in the nation in passing ypg (319.9) with a 21:1 TD/INT ratio and is on the Walter Camp, Davey O'Brien, and Manning Award Watch Lists

2018 SEASON GAME HIGHS
 Comp.: 40 (vs. SMU)
 Att.: 50 (vs. SMU)
 Pass. Yds: 444 (vs. SMU)
 Long Pass: 68 (vs. Rice)
 Pass TDs: 4 (vs. Incarnate Word)



7

EVAN JOHNSON
 SO • RB • 5-6 • 185
 Loranger, LA
 Loranger HS

CAREER GAME HIGHS
 Rushes: 13 (vs. Lamar, 2017)
 Rush. Yds: 98 (vs. Lamar, 2017)
 Rush. TDs: 1 (3x, last at FAU-C-USA, 2017)
 Long Rush.: 27 (vs. Rice, 2018)
 100 Yd Games: 0

2018 SEASON GAME HIGHS
 Rushes: 3 (2x, last vs. Southern Miss)
 Rush. Yds: 30 (vs. Rice)
 Rush. TDs: 0
 Long Rush.: 27 (vs. Rice)
 100 Yd Games: 0

• Carried twice for 30 yards in the win vs. Rice on 10/27



8

RICO BUSSEY, JR.
 bus-see
 JR • WR • 6-2 • 190
 Lawton, OK
 Eisenhower HS

CAREER GAME HIGHS
 Rec.: 9 (2x, last vs. Louisiana Tech, 2018)
 Rec. Yds: 145 (vs. Rice, 2018)
 Rec. TDs: 3 (vs. Incarnate Word, 2018)
 Long Rec.: 68 (vs. Rice, 2018)
 100 Yd Games: 8 (last vs. Rice, 2018)

2018 SEASON GAME HIGHS
 Rec.: 9 (2x, last vs. Louisiana Tech)
 Rec. Yds: 145 (vs. Rice)
 Rec. TDs: 3 (vs. Incarnate Word)
 Long Rec.: 68 (vs. Rice)
 100 yd Games: 6 (last vs. Rice)

• Leads the team in receiving with 55 catches for 822 yards and 10 TDs and is one of three Mean Green receivers on the Biletnikoff Award Watch List



9

JALEN GUYTON
 RS JR • WR • 6-1 • 202
 Allen, TX
 Allen HS

CAREER GAME HIGHS
 Rec.: 14 (at Southern Miss, 2017)
 Rec. Yds: 211 (at Southern Miss, 2017)
 Rec. TDs: 2 (3x, last vs. SMU, 2018)
 Long Rec.: 77 (vs. UTSA, 2017)
 100 Yd Games: 5 (last vs. Southern Miss, 2018)

2018 SEASON GAME HIGHS
 Rec.: 7 (2x, last vs. Southern Miss)
 Rec. Yds: 124 (vs. Southern Miss)
 Rec. TDs: 2 (vs. SMU)
 Long Rec.: 53 (vs. Southern Miss)
 100 yd Games: 2 (last vs. Southern Miss)

• Has 38 catches for 534 yards with four touchdowns and is also on the Biletnikoff Award Watch List



11

QUINETIN JACKSON
 RS SR • WR • 6-3 • 202
 Granite City, IL
 College of DuPage

CAREER GAME HIGHS
 Rec.: 1 (5x, last vs. Incarnate Word, 2018)
 Rec. Yds: 31 (vs. Lamar, 2017)
 Rec. TDs: 1 (vs. Lamar, 2017)
 Long Rec.: 31 (vs. Lamar, 2017)
 All Purpose Yds: 31 (vs. Lamar, 2017)

2018 SEASON GAME HIGHS
 Rec.: 1 (vs. Incarnate Word)
 Rec. Yds: 9 (vs. Incarnate Word)
 Rec. TDs: 0
 Long Rec.: 9 (vs. Incarnate Word)
 All Purpose Yds: 9 (vs. Incarnate Word)

• Made his first catch of the season in the win vs. UIW on 9/8



13

DEANDRE TORREY
 SO • RB • 5-7 • 185
 Gautier, MS
 Mississippi Gulf Coast CC

CAREER GAME HIGHS
 Rushes: 19 (at UTEP, 2018)
 Rush. Yds: 130 (vs. Rice, 2018)
 Rush. TDs: 3 (3x, last vs. Rice, 2018)
 Long Rush.: 44 (vs. Rice, 2018)
 100 Yd Games: 1 (last vs. Rice, 2018)

2018 SEASON GAME HIGHS
 Rushes: 19 (at UTEP)
 Rush. Yds: 130 (vs. Rice)
 Rush. TDs: 3 (3x, last vs. Rice)
 Long Rush.: 44 (vs. Rice)
 100 Yd Games: 1 (last vs. Rice)

• Carried 15 times for a career-best 130 yards, three touchdowns and added a receiving score vs. Rice on 10/27 and was named C-USA Offensive POTW

BROADCAST BIOS - OFFENSE



GREG WHITE
14 RS FR • WR • 6-3 • 192
 Riverdale, GA
 Riverdale HS

CAREER GAME HIGHS
 Rec.: 2 (vs. SMU, 2018)
 Rec. Yds: 32 (vs. Rice, 2018)
 Rec. TDs: 0
 Long Rec.: 32 (vs. Rice, 2018)
 All Purpose Yds: 32 (vs. Rice, 2018)

2018 SEASON GAME HIGHS
 Rec.: 2 (vs. SMU)
 Rec. Yds: 32 (vs. Rice)
 Rec. TDs: 0
 Long Rec.: 32 (vs. Rice)
 All Purpose Yds: 32 (vs. Rice)

- Caught one pass for a career long 32 yards vs. Rice on 10/27



CALEB CHUMLEY
15 RS SO • TE • 6-5 • 254
 Longview, TX
 Longview HS

CAREER GAME HIGHS
 Rec.: 2 (vs. Rice, 2018)
 Rec. Yds: 43 (at Southern Miss, 2017)
 Rec. TDs: 0
 Long Rec.: 43 (at Southern Miss, 2017)
 All Purpose Yds: 43 (at Southern Miss, 2017)

2018 SEASON GAME HIGHS
 Rec.: 2 (vs. Rice)
 Rec. Yds: 24 (vs. Rice)
 Rec. TDs: 0
 Long Rec.: 12 (vs. Rice)
 All Purpose Yds: 24 (vs. Rice)

- Caught two passes for 24 yards in the win vs. Rice on 10/27



KEEGAN BREWER
18 RS SO • WR • 5-11 • 180
 Corinth, TX
 Kansas

CAREER GAME HIGHS
 Rec.: 3 (vs. SMU, 2018)
 Rec. Yds: 41 (vs. SMU, 2018)
 Rec. TDs: 0
 Long Rec.: 30 (vs. Incarnate Word, 2018)
 All Purpose Yds: 90 (at Arkansas, 2018)

2018 SEASON GAME HIGHS
 Rec.: 3 (vs. SMU)
 Rec. Yds: 41 (vs. SMU)
 Rec. TDs: 0
 Long Rec.: 30 (vs. Incarnate Word)
 All Purpose Yds: 90 (at Arkansas)

- Had a 90-yard punt return for a touchdown on "Peter Pan" fake-fair catch play on 9/15 in the win over Arkansas



QUINN SHANBOUR
19 RS SR • QB • 6-0 • 196
 Oklahoma City, OK
 Heritage Hall HS

CAREER GAME HIGHS
 Comp.: 2 (3x, last vs. Incarnate Word, 2018)
 Att.: 4 (vs. Incarnate Word, 2018)
 Pass. Yds: 26 (at Iowa, 2017)
 Long Pass: 17 (vs. SMU, 2018)
 Pass Tds: 1 (at Iowa, 2017)

2018 SEASON GAME HIGHS
 Comp.: 2 (vs. Incarnate Word)
 Att.: 4 (vs. Incarnate Word)
 Pass. Yds: 17 (vs. SMU)
 Long Pass: 17 (vs. SMU)
 Pass Tds: 0

- Has completed 3 of 6 passes for 21 yards in nine appearances. Is a member of the Wuerffel Trophy watch list



NIC SMITH
21 RS SO • RB • 5-10 • 187
 Arlington, TX
 Martin HS

CAREER GAME HIGHS
 Rushes: 26 (at Rice, 2017)
 Rush. Yds: 178 (at Rice, 2017)
 Rush. TDs: 2 (vs. Old Dominion, 2017)
 Long Rush.: 66 (at Liberty, 2018)
 100 Yd Games: 2 (last at Rice, 2017)

2018 SEASON GAME HIGHS
 Rushes: 17 (vs. SMU)
 Rush. Yds: 66 (at Liberty)
 Rush. TDs: 1 (2x, last at UTEP)
 Long Rush.: 66 (at Liberty)
 100 Yd Games: 0

- Has carried 50 times for 267 yards and two touchdowns to go along with a receiving score in eight games in 2018



MICHAEL LAWRENCE
32 JR • WR • 5-10 • 181
 Sweetwater, TX
 Sweetwater HS

CAREER GAME HIGHS
 Rec.: 11 (at Florida Atlantic, 2017)
 Rec. Yds: 112 (at Florida Atlantic, 2017)
 Rec. TDs: 1 (5x, last vs. Louisiana Tech, 2018)
 Long Rec.: 50 (vs. Rice, 2018)
 All Purpose Yds: 112 (at FAU, 2017)

2018 SEASON GAME HIGHS
 Rec.: 4 (2x, last vs. Rice)
 Rec. Yds: 69 (vs. Rice)
 Rec. TDs: 1 (vs. Louisiana Tech)
 Long Rec.: 50 (vs. Rice)
 All Purpose Yds: 69 (vs. Rice)

- Has 18 catches for 271 yards and a touchdown in nine games and is one of three Mean Green WRs on the 2018 Biletnikoff Award Watch List



CUDJOE YOUNG
81 kud-joe
 SR • WR • 5-11 • 199
 Chattanooga, TN
 Scottsdale CC

CAREER GAME HIGHS
 Rec.: 2 (3x, last at UAB, 2018)
 Rec. Yds: 27 (at UTEP, 2018)
 Rec. TDs: 0
 Long Rec.: 23 (at UTEP, 2018)
 All Purpose Yds: 27 (at UTEP, 2018)

2018 SEASON GAME HIGHS
 Rec.: 2 (3x, last at UAB)
 Rec. Yds: 27 (at UTEP)
 Rec. TDs: 0
 Long Rec.: 23 (at UTEP)
 All Purpose Yds: 27 (at UTEP)

- Has seven catches for 71 yards in four appearances

BROADCAST BIOS - OFFENSE/SPECIALISTS



KELVIN SMITH
87 RS JR • TE • 6-2 • 243
 Spring, TX
 Dekaney HS

CAREER GAME HIGHS
 Rec.: 5 (2x, last at Arkansas, 2018)
 Rec. Yds: 82 (vs. UAB, 2017)
 Rec. TDs: 1 (2x, last vs. MTSU, 2016)
 Long Rec.: 36 (at Arkansas, 2018)
 All Purpose Yds: 82 (vs. UAB, 2017)
 • Has 22 catches for 214 yards through nine games. Smith is on watch lists for the Hornung Award and John Mackey Award

2018 SEASON GAME HIGHS
 Rec.: 5 (2x, last at Arkansas)
 Rec. Yds: 60 (at Arkansas)
 Rec. TDs: 0
 Long Rec.: 36 (at Arkansas)
 All Purpose Yds: 60 (at Arkansas)



JASON PIRTLE
88 RS SO • WR • 6-2 • 210
 Locust Grove, OK
 Locust Grove HS

CAREER GAME HIGHS
 Rec.: 2 (vs. Troy, 2017)
 Rec. Yds: 22 (vs. Incarnate Word, 2018)
 Rec. TDs: 0
 Long Rec.: 22 (vs. Incarnate Word, 2018)
 All Purpose Yds: 22 (vs. Incarnate Word, 2018)
 • Caught his first pass of the season, a career-long 22-yarder, vs. UIW on 9/8 in the win

2018 SEASON GAME HIGHS
 Rec.: 1 (vs. Incarnate Word)
 Rec. Yds: 22 (vs. Incarnate Word)
 Rec. TDs: 0
 Long Rec.: 22 (vs. Incarnate Word)
 All Purpose Yds: 22 (vs. Incarnate Word)




COLE HEDLUND
30 GS • K • 5-10 • 162
 Argyle, TX
 Argyle HS

CAREER GAME HIGHS
 FG's Made: 4 (vs. SMU, 2018)
 FG's Att.: 4 (vs. SMU, 2018)
 Long FG: 52 (at UTEP, 2018)

2018 SEASON GAME HIGHS
 FG's Made: 4 (vs. SMU)
 FG's Att.: 4 (vs. SMU)
 Long FG: 52 (at UTEP)

• Is 15 of 18 in 2018 on FGs and is a Lou Groza Award Semifinalist. Transferred from Arkansas and is the son of Mean Green soccer head coach John Hedlund




ALVIN KENWORTHY
36 RS JR • P • 6-3 • 194
 Rowlett, TX
 Kilgore College


CAREER GAME HIGHS
 Punts: 9 (at Arkansas, 2018)
 Long Punt: 68 (vs. Louisiana Tech, 2018)
 Inside 20: 5 (2x, last vs. Southern Miss, 2018)


2018 SEASON GAME HIGHS
 Punts: 9 (at Arkansas)
 Long Punt: 68 (vs. Louisiana Tech)
 Inside 20: 5 (2x, last vs. Southern Miss)


• Is averaging 42.4 yards per attempt on 39 punts this season


BROADCAST BIOS - DEFENSE


	2	<u>LADARIUS HAMILTON</u> LUH-dare-ee-US JR • DE • 6-3 • 240 Corrigan, TX Corrigan-Camden HS	CAREER GAME HIGHS Tackles: 8 (vs. Army, 2017) TFLS: 2.0 (3x, last vs. Southern Miss, 2018) INT: 1 (vs. UTEP, 2017) Sacks: 2.0 (3x, last vs. Southern Miss, 2018) QBH: 2 (vs. UTSA, 2017)	2018 SEASON GAME HIGHS Tackles: 3 (2x, last at Liberty) TFLS: 2.0 (2x, last vs. Southern Miss) INT: 0 Sacks: 2.0 (2x, last vs. Southern Miss) QBH: 1 (at Arkansas)
		• Has 18 tackles, 4.5 sacks and 5.5 tackles for loss in nine games		


	3	<u>TIM FAISON</u> FAY-sin RS JR • LB • 6-2 • 216 Tallahassee, FL Independence CC	CAREER GAME HIGHS Tackles: 1 (at Arkansas, 2018) TFLS: 0.0 INT: 0 Sacks: 0.0 QBH: 1 (at Arkansas, 2018)	2018 SEASON GAME HIGHS Tackles: 1 (at Arkansas) TFLS: 0.0 INT: 0 Sacks: 0.0 QBH: 1 (at Arkansas)
		• Posted 51 tackles, 2.0 for loss and a forced fumble while at Independence CC in 2017. Began collegiate career at Purdue and transferred after two seasons		

	4	<u>KHAIRI MUHAMMAD</u> kye-ree JR • DB • 5-11 • 185 Dallas, TX DeSoto HS	CAREER GAME HIGHS Tackles: 13 (at Iowa, 2017) TFLS: 1.5 (at SMU, 2017) INT: 2 (at Arkansas, 2018) Sacks: 1.0 (at SMU, 2017) PBU: 1 (7x, last at UAB, 2018)	2018 SEASON GAME HIGHS Tackles: 8 (2x, last vs. Rice) TFLS: 1.0 (vs. Southern Miss) INT: 2 (at Arkansas) Sacks: 0.0 PBU: 1 (5x, last at UAB)
		• Has 43 tackles, three interceptions, five PBUs, a forced fumble and fumble recovery and a quarterback hurry in nine games		

	5	<u>TYREKE DAVIS</u> tie-REEK SO • DB • 5-10 • 192 Denton, TX Ryan HS	CAREER GAME HIGHS Tackles: 10 (vs. Southern Miss, 2018) TFLS: 1.0 (vs. Southern Miss, 2018) INT: 1 (at UTEP, 2018) Sacks: 0.0 PBU: 1 (at UAB, 2018)	2018 SEASON GAME HIGHS Tackles: 10 (vs. Southern Miss) TFLS: 1.0 (vs. Southern Miss) INT: 1 (at UTEP) Sacks: 0.0 PBU: 1 (at UAB)
		• Has 37 tackles on the season to go along with 1.5 TFL, an interception and a pass break-up in nine games		

	6	<u>TRE SIGGERS</u> tray SO • S • 5-8 • 192 Duncanville, TX Duncanville HS	CAREER GAME HIGHS Tackles: 1 (at UAB, 2018) TFLS: 0.0 INT: 0 Sacks: 0.0 PBU: 0	2018 SEASON GAME HIGHS Tackles: 1 (at UAB) TFLS: 0.0 INT: 0 Sacks: 0.0 PBU: 0
		• Switched from RB to S this past spring after redshirting his first season in Denton and made his first career tackle at UAB on 10/20		

	9	<u>NATE BROOKS</u> SR • DB • 6-0 • 180 Whitehouse, TX Whitehouse HS	CAREER GAME HIGHS Tackles: 11 (vs. UTSA, 2015) TFLS: 2.5 (vs. WKU, 2015) INT: 2 (2x, last at Arkansas, 2018) Sacks: 1.0 (at Rice, 2016) PBU: 3 (vs. Louisiana Tech, 2018)	2018 SEASON GAME HIGHS Tackles: 7 (vs. Rice) TFLS: 1.0 (2x, last vs. Rice) INT: 2 (at Arkansas) Sacks: 0.0 PBU: 3 (vs. Louisiana Tech)
		• Has 38 tackles, four interceptions, eight PBUs, 2.0 TFL, a forced fumble, a fumble recovery and a quarterback hurry in nine games		

	10	<u>MAKYLE SANDERS</u> SO • S • 6-0 • 202 Tyler, TX Robert E. Lee HS	CAREER GAME HIGHS Tackles: 4 (vs. Rice, 2018) TFLS: 0.5 (vs. Rice, 2018) INT: 0 Sacks: 0.0 PBU: 0	2018 SEASON GAME HIGHS Tackles: 4 (vs. Rice) TFLS: 0.5 (vs. Rice) INT: 0 Sacks: 0.0 PBU: 0
		• Had a career-high four tackles and a half TFL in his first career start on 10/27 in the win over Rice		

BROADCAST BIOS - DEFENSE



CAM JOHNSON
11 SO • DB • 5-11 • 176
 Houston, TX
 John H. Reagan Heights HS

CAREER GAME HIGHS
 Tackles: 6 (3x, last vs. Southern Miss, 2018)
 TFLS: 0.0
 INT: 0
 Sacks: 0.0
 PBU: 2 (vs. Southern Miss, 2018)

2018 SEASON GAME HIGHS
 Tackles: 6 (3x, last vs. Southern Miss)
 TFLS: 0.0
 INT: 0
 Sacks: 0.0
 PBU: 2 (vs. Southern Miss)

- Had a career-high-tying six tackles against Southern Miss on 10/13



ULAIASI TAUAALO
15 lie-AH-see tower-AH-low
 RS SR • DT • 6-2 • 300
 Keller, TX
 Central HS

CAREER GAME HIGHS
 Tackles: 6 (at Army, 2016)
 TFLS: 1.0 (7x, last vs. Louisiana Tech, 2018)
 INT: 0
 Sacks: 1.0 (3x, last vs. Louisiana Tech, 2018)
 QBH: 1 (vs. Lamar, 2017)

2018 SEASON GAME HIGHS
 Tackles: 5 (2x, last at UAB)
 TFLS: 1.0 (3x, last at UAB)
 INT: 0
 Sacks: 1.0 (vs. Louisiana Tech)
 QBH: 0

- Nicknamed Toala Bear, and has 24 tackles with one sack, 3.0 tackles for loss in eight appearances, all starts



KEMON HALL
16 KEY-mon
 SR • DB • 5-11 • 190
 Calhoun City, MS
 Itawamba CC

CAREER GAME HIGHS
 Tackles: 8 (at Southern Miss, 2017)
 TFLS: 0.0
 INT: 1 (4x, last at Arkansas, 2018)
 Sacks: 0.0
 PBU: 3 (2x, last at Liberty, 2018)

2018 SEASON GAME HIGHS
 Tackles: 7 (at Liberty)
 TFLS: 0.0
 INT: 1 (3x, last at Arkansas)
 Sacks: 0.0
 PBU: 3 (2x, last at Liberty)

- Has 27 tackles, three interceptions and a team-high eight pass break-ups in seven appearances




JOE OZOUGWU
17 OH-zuh-goo
 RS SO • LB • 6-3 • 225
 Alief, TX
 Taylor HS

CAREER GAME HIGHS
 Tackles: 7 (3x, last vs. Rice, 2018)
 TFLS: 2.0 (2x, last vs. Rice, 2018)
 INT: 0
 Sacks: 1.5 (at UAB, 2018)
 PBU: 1 (vs. Southern Miss)

2018 SEASON GAME HIGHS
 Tackles: 7 (2x, last vs. Rice)
 TFLS: 2.0 (2x, last vs. Rice)
 INT: 0
 Sacks: 1.5 (at UAB)
 PBU: 1 (vs. Southern Miss)

- Recorded seven tackles, 2.0 TFL, a sack and a forced fumble on 10/27 in the win over Rice, his third consecutive start at jack linebacker



WILLIAM LEMASTERS
20 RS JR • LB • 6-2 • 212
 Dallas, TX
 Parish Episcopal

CAREER GAME HIGHS
 Tackles: 4 (vs. Lamar, 2017)
 TFLS: 0.0
 INT: 1 (vs. Lamar, 2017)
 Sacks: 0.0
 PBU: 2 (vs. Lamar, 2017)

2018 SEASON GAME HIGHS
 Tackles: 2 (vs. Incarnate Word)
 TFLS: 0.0
 INT: 0
 Sacks: 0.0
 PBU: 0

- Posted a tackle on 10/20 at UAB



E.J. EJIYA
22 ay-JEE-ah
 RS SR • LB • 6-3 • 231
 Blaine, MN
 North Dakota State College of Science

CAREER GAME HIGHS
 Tackles: 14 (at UAB, 2018)
 TFLS: 3.0 (2x, last at Arkansas, 2018)
 INT: 0
 Sacks: 2.0 (3x, last vs. Southern Miss, 2018)
 PBU: 0

2018 SEASON GAME HIGHS
 Tackles: 14 (at UAB)
 TFLS: 3.0 (2x, last at Arkansas)
 INT: 0
 Sacks: 2.0 (2x, last vs. Southern Miss)
 PBU: 0

- Leads the team with 84 tackles, 7.0 sacks, 15.5 TFL, a forced fumble, a fumble recovery, 10 quarterback hurries and a blocked extra point in nine games, all starts



TAYLOR ROBINSON
24 RS JR • S • 5-11 • 191
 Keller, TX
 Central HS

CAREER GAME HIGHS
 Tackles: 7 (2x, last at Liberty, 2018)
 TFLS: 1.5 (at UTSA, 2016)
 INT: 1 (2x, last vs. Southern Miss, 2018)
 Sacks: 0.0
 PBU: 1 (2x, last at Liberty, 2018)

2018 SEASON GAME HIGHS
 Tackles: 7 (at Liberty)
 TFLS: 1.0 (at Liberty)
 INT: 1 (2x, last vs. Southern Miss)
 Sacks: 0.0
 PBU: 1 (at Liberty)

- Has 34 tackles, two interceptions, 1.5 tackles for loss, a pass break-up and a quarterback hurry in eight appearances, all starts

BROADCAST BIOS - DEFENSE




JORDAN ROBERTS
25 RS FR • DB • 6-1 • 173
 Ardmore, OK
 Ardmore HS

CAREER GAME HIGHS
 Tackles: 3 (vs. Louisiana Tech, 2018)
 TFLS: 0.0
 INT: 0
 Sacks: 0.0
 PBU: 1 (vs. Louisiana Tech, 2018)

2018 SEASON GAME HIGHS
 Tackles: 3 (vs. Louisiana Tech)
 TFLS: 0.0
 INT: 0
 Sacks: 0.0
 PBU: 1 (vs. Louisiana Tech)

- Recorded two stops at UAB on 10/20



BRYCE ENGLISH
34 RS JR • DL • 5-11 • 297
 DeSoto, TX
 Kansas State

CAREER GAME HIGHS
 Tackles: 4 (at Liberty, 2018)
 TFLS: 0.5 (at UTEP, 2018)
 INT: 0
 Sacks: 0.5 (at UTEP, 2018)
 QBH: 0.0

2018 SEASON GAME HIGHS
 Tackles: 4 (at Liberty)
 TFLS: 0.5 (at UTEP)
 INT: 0
 Sacks: 0.5 (at UTEP)
 QBH: 0

- Posted a half sack, the first of his career, in the win at UTEP on 10/6



BRANDON GARNER
37 RS SR • LB • 5-11 • 223
 Mansfield, TX
 Timberview HS

CAREER GAME HIGHS
 Tackles: 11 (at Army, 2016)
 TFLS: 3.0 (2x, last at Liberty, 2018)
 INT: 0
 Sacks: 2.0 (vs. Marshall, 2016)
 PBU: 2 (at SMU, 2017)

2018 SEASON GAME HIGHS
 Tackles: 7 (3x, last vs. Louisiana Tech)
 TFLS: 3.0 (at Liberty)
 INT: 0
 Sacks: 1.0 (5x, last vs. Rice)
 PBU: 0

- Had four tackles, a sack, 2.0 TFL and a fumble recovery on 10/27 vs. Rice and is second the team in tackles with 46 through nine games




JAMEEL MOORE
39 JR • DB • 5-10 • 174
 Cedar Hill, TX
 Cedar Hill HS

CAREER GAME HIGHS
 Tackles: 4 (2x, last vs. Southern Miss, 2018)
 TFLS: 0.0
 INT: 0
 Sacks: 0.0
 PBU: 2 (vs. Southern Miss, 2018)

2018 SEASON GAME HIGHS
 Tackles: 4 (2x, last vs. Southern Miss)
 TFLS: 0.0
 INT: 0
 Sacks: 0.0
 PBU: 2 (vs. Southern Miss)

- Has recorded 19 tackles and three pass breakups in nine appearances



MIKE LINEHAN
40 RS JR • LB • 6-2 • 241
 Highland Park, TX
 Idaho

CAREER GAME HIGHS
 Tackles: 6 (vs. Montana State, 2016)*
 TFLS: 1.0 (at Texas State, 2016)*
 INT: 0
 Sacks: 0.0
 PBU: 0

2018 SEASON GAME HIGHS
 Tackles: 3 (vs. Incarnate Word)
 TFLS: 0.0
 INT: 0
 Sacks: 0.0
 PBU: 0

- Has eight tackles in eight games. He joined the Mean Green after three years at Idaho, son of Dallas Cowboys OC Scott Linehan




JAMIE KING
48 JR • LB • 6-3 • 231
 Azle, TX
 College of the Desert

CAREER GAME HIGHS
 Tackles: 8 (at Liberty, 2018)
 TFLS: 2.0 (at Liberty, 2018)
 INT: 0
 Sacks: 1.0 (2x, last at Liberty, 2018)
 QBH: 1 (vs. SMU, 2018)

2018 SEASON GAME HIGHS
 Tackles: 8 (at Liberty)
 TFLS: 2.0 (at Liberty)
 INT: 0
 Sacks: 1.0 (2x, last at Liberty)
 QBH: 1 (vs. SMU)

- Made the switch from tight end to linebacker in the spring and has 28 tackles, 2.0 sacks, 4.5 TFL, a pass break-up and a quarterback hurry in nine games



RODERICK YOUNG
49 SR • DL • 6-1 • 298
 Spring, TX
 Dekaney HS

CAREER GAME HIGHS
 Tackles: 7 (2x, last vs. Army, 2017)
 TFLS: 3.0 (at La Tech, 2017)
 INT: 0
 Sacks: 1.0 (5x, last vs. Louisiana Tech, 2018)
 QBH: 4 (vs. UAB, 2017)

2018 SEASON GAME HIGHS
 Tackles: 5 (vs. Louisiana Tech)
 TFLS: 1.0 (3x, last at UAB)
 INT: 0
 Sacks: 1.0 (3x, last at UAB)
 QBH: 1 (vs. SMU)

- Has 20 tackles, 3.0 sacks, 3.5 tackles for loss and a pass break-up in nine games

BROADCAST BIOS - DEFENSE



DARRIAN MCMILLAN
52 JR • LB • 6-2 • 252
 Mobile, AL
 Butler CC

CAREER GAME HIGHS
 Tackles: 2 (at Arkansas, 2018)
 TFLS: 1.0 (at Arkansas, 2018)
 INT: 0
 Sacks: 1.0 (at Arkansas, 2018)
 QBH: 0

2018 SEASON GAME HIGHS
 Tackles: 2 (at Arkansas)
 TFLS: 1.0 (at Arkansas)
 INT: 0
 Sacks: 1.0 (at Arkansas)
 QBH: 0

• Has four tackles and a sack in five appearances



DAYTON LEBLANC
91 Iuh-BLONK
 FR • DL • 6-1 • 276
 Breaux Bridge, LA
 Frederick Douglass HS

CAREER GAME HIGHS
 Tackles: 2 (vs. SMU, 2018)
 TFLS: 0.0
 INT: 0
 Sacks: 0.0
 QBH: 0

2018 SEASON GAME HIGHS
 Tackles: 2 (vs. SMU)
 TFLS: 0.0
 INT: 0
 Sacks: 0.0
 QBH: 0

• Had two tackles in his UNT debut against UIW on 9/8, is the son of former Mean Green DL coach Derrick LeBlanc (now at Kentucky)



CALEB COLVIN
95 RS SO • DE • 6-2 • 270
 Owasso, OK
 Northeast Oklahoma A&M

CAREER GAME HIGHS
 Tackles: 1 (4x, last at UTEP, 2018)
 TFLS: 0.5 (at UTEP, 2018)
 INT: 0
 Sacks: 0.5 (at UTEP, 2018)
 QBH: 1 (2x, last vs. Southern Miss, 2018)

2018 SEASON GAME HIGHS
 Tackles: 1 (4x, last at UTEP)
 TFLS: 0.5 (vs. Incarnate Word)
 INT: 0
 Sacks: 0.5 (at UTEP)
 QBH: 1 (2x, last vs. Southern Miss)

• Has five tackles and a half sack in seven appearances



DION NOVIL
97 no-VILL
 SO • DL • 6-4 • 285
 Abilene, TX
 Wylie HS

CAREER GAME HIGHS
 Tackles: 6 (vs. Rice, 2018)
 TFLS: 3.0 (vs. Southern Miss, 2018)
 INT: 0
 Sacks: 0.5 (vs. Southern Miss, 2018)
 QBH: 2 (vs. Rice, 2018)

2018 SEASON GAME HIGHS
 Tackles: 6 (vs. Rice)
 TFLS: 3.0 (vs. Southern Miss)
 INT: 0
 Sacks: 0.5 (vs. Rice)
 QBH: 2 (vs. Rice)

• Has 24 tackles, 5.0 tackles for loss a half sack, three quarterback hurries and a pass breakup in nine appearances

PRONUNCIATION GUIDE

20 - Josh Adebayo - add-uh-BYE-oh	2 - Austin Aune - AWN-ee
8 - Rico Bussey , Jr. - buss-EE	78 - Daizion Carroll - DAZE-ee-on
1 - Jaelon Darden - jay-lin	5 - Tyreke Davis - tie-REEK
22 - E.J. Ejiya - ay-JEE-uh	3 - Tim Faison - FAY-sin
9 - Jaylen Guyton - guy-tin	16 - Kemon Hall - KEY-mon
2 - LaDarius Hamilton - LUH-dare-ee-US	46 - Christian Hosley - HOSE-lee
11 - Quinetin Jackson - kwin-tin	91 - Dayton LeBlanc - luh-BLONK
40 - Mike Linehan - LIN-uh-han	44 - Cannon Maki - MACK-ee
23 - Jahvon Millard - mill-ARD	72 - Manase Mose - muh-NAH-say mo-say
60 - Sosaia Mose - so-SIGH-uh mo-say	4 - Khairi Muhammad - KYE-ree
97 - Dion Novil - no-VILL	86 - Nick Ogelle - oh-ZHELL
80 - Austin Ogunmakin - oh-GUN-make-in	17 - Joe Ozogu - OH-zuh-goo
69 - Jevin Pahinui - pah-HEE-new-EE	99 - Nicholas Pichon - pee-SHOWN
94 - Tuulau Saafi - TOO-l-ow sah-fee	83 - Jyaire Shorter - j-eye-AIR
6 - Tre Siggers - TRAY	15 Ulaiasi Tauaalo - lie-AH-see tower-ah-low
13 - DeAndre Torrey - DEE-andre	77 - Elex Woodworth - EL-ix
81 - Cudjoe Young - kud-joe	

2018 Game Summaries

Game 1

September 1, 2018
 Denton, Texas
 North Texas 46, SMU 23

↳ Team Statistics

	SMU	UNT
First Downs	9	34
Rushes-Yards	19-4	43-68
Passing-Yards	252	461
Comp-Att-Int	12-24-1	41-51-0
Total Plays-Yards	43-256	94-529
Punts-Yards	8-381	2-86
Fumbles/Lost	1-0	1-0
Penalties	4-40	5-40
3rd Down Conv.	2 for 10	9 for 17
Time of Possession	15:47	44:13

↳ Individual Statistics

RUSHING - SMU - West 8-26, **North Texas** - N. Smith 17-31, Easy 12-31
PASSING - SMU - Hicks 12-24-252-1, **North Texas** - Fine 40-50-444-0
RECEIVING - SMU- West 3-86, **North Texas** - Bussey, Jr. 9-109, Guyton 7-95

↳ Score By Quarters

	1	2	3	4	Score
SMU	0	0	0	23	23
North Texas	14	6	16	10	46

↳ Scoring Summary

UNT - Guyton 15 yd pass from Fine (Hedlund kick), 8:34, 1st
 UNT - Hall 36 yd interception return (Hedlund kick), 5:37, 1st
 UNT - Hedlund 40 yd FG, 11:47, 2nd
 UNT - Hedlund 18 yd FG, 0:00, 2nd
 UNT - N. Smith 5 yd pass from Fine (Hedlund kick), 11:17, 3rd
 UNT - Guyton 17 yd pass from Fine (Hedlund kick), 6:04 3rd
 UNT - Hedlund 41 yd FG, 0:19, 3rd
 SMU - West 5 yd run (Moore kick), 8:11, 4th
 UNT - Hedlund 51 yd FG, 3:29, 4th
 SMU - Proche 59 yd pass from Hicks (Roberson, Jr. pass from Hicks), 1:41, 4th
 UNT - Torrey 96 yd kickoff return (Hedlund kick), 1:28, 4th
 SMU - West 71 yd pass from Hicks (Proche pass from Hicks), 1:09, 4th

Game 2

September 8, 2018
 Denton, Texas
 North Texas 58, Incarnate Word 16

↳ Team Statistics

	UIW	UNT
First Downs	12	32
Rushes-Yards	30-144	42-153
Passing-Yards	152	454
Comp-Att-Int	16-30-2	32-49-1
Total Plays-Yards	60-296	91-607
Punts-Yards	7-288	2-84
Fumbles/Lost	1-1	0-0
Penalties	8-72	5-61
3rd Down Conv.	4 for 15	8 for 15
Time of Possession	26:43	33:17

↳ Individual Statistics

RUSHING - UIW - Dickens 18-139, **North Texas** - Torrey 16-44, Wyche 8-35
PASSING - UIW - Copeland 16-30-152-2, **North Texas** - Fine 25-40-418-1
RECEIVING - UIW- Baptiste 6-79, **North Texas** - Bussey, Jr. 8-128, Guyton 5-111

↳ Score By Quarters

	1	2	3	4	Score
Incarnate Word	6	0	10	0	16
North Texas	10	31	14	3	58

↳ Scoring Summary

UNT - Torrey 1 yd run (Hedlund kick), 10:08 1st
 UNT - Hedlund 29 yd FG, 6:22, 1st
 UIW - Dickens 55 yd run (Seidel kick blocked), 5:32, 1st
 UNT - Torrey 1 yd run (Hedlund kick), 14:28, 2nd
 UNT - Guyton 15 yd pass from Fine (Hedlund kick), 10:48, 2nd
 UNT - Torrey 1 yd run (Hedlund kick), 6:56, 2nd
 UNT - Bussey, Jr. 13 yd pass from Fine (Hedlund kick), 1:11, 2nd
 UNT - Hedlund 27 yd FG, 0:00, 2nd
 UIW - Seidel 29 yd FG, 9:15, 3rd
 UNT - Bussey, Jr. 35 yd pass from Fine (Hedlund kick), 8:02, 3rd
 UNT - Bussey, Jr. 3 yd pass, 6:04, 3rd
 UIW - Dickens 42 yd run (Seidel kick), 2:30, 3rd
 UNT - Hedlund 25 yd FG, 12:49, 4th

2018 Game Summaries

Game 3

September 15, 2018
 Fayetteville, Arkansas
 North Texas 44, Arkansas 17

↳ Team Statistics

	UNT	AR
First Downs	18	20
Rushes-Yards	29-95	32-126
Passing-Yards	281	210
Comp-Att-Int	24-46-0	20-45-6
Total Plays-Yards	75-376	77-336
Punts-Yards	9-382	9-308
Fumbles/Lost	2-1	0-0
Penalties	9-102	10-70
3rd Down Conv.	3 for 16	4 for 16
Time of Possession	30:04	29:56

↳ Individual Statistics

RUSHING - North Texas - Easley 13-68, Arkansas - M. Williams 5-74

PASSING - North Texas - Fine 24-45-281-0, Arkansas - Kelley 16-35-185-4

RECEIVING - North Texas - Darden 5-87, Arkansas - Woods 4-61

↳ Score By Quarters

	1	2	3	4	Score
North Texas	17	17	3	7	44
Arkansas	0	10	0	7	17

↳ Scoring Summary

UNT - Fine 2 yd run (Hedlund kick), 9:36, 1st
 UNT - Brewer 90 yard punt return (Hedlund kick), 6:49, 1st
 UNT - Hedlund 24 yd FG, 5:04, 1st
 AR - Kelley 5 yd run (Limpert kick), 14:08, 2nd
 AR - Limpert 54 yd FG, 9:27, 2nd
 UNT - Easley 3 yd run (Hedlund kick), 7:21 2nd
 UNT - Bussey, Jr. 7 yd pass from Fine (Hedlund kick), 2:15, 2nd
 UNT - Hedlund, 26 yd FG, 8:11, 2nd
 UNT - Hedlund 20 yd FG, 9:26, 4th
 UNT - Hall 24 yd interception return (Hedlund kick), 7:42
 AR - Williams 68 yard run (Limpert kick), 0:53, 4th

Game 4

September 22, 2018
 Lynchburg, Virginia
 North Texas 47, Liberty 7

↳ Team Statistics

	UNT	LU
First Downs	25	23
Rushes-Yards	47-346	42-122
Passing-Yards	185	222
Comp-Att-Int	16-27-0	16-40-1
Total Plays-Yards	74-531	82-344
Punts-Yards	4-174	7-145
Fumbles/Lost	1-0	1-0
Penalties	4-45	5-45
3rd Down Conv.	4 for 10	8 for 19
Time of Possession	30:13	29:47

↳ Individual Statistics

RUSHING - North Texas - Easley 27-177, Liberty - Hickson 21-96

PASSING - North Texas - Fine 16-27-185-0, Liberty - Calvert 16-39-222-1

RECEIVING - North Texas- Darden 4-65, Liberty - Stubbs 6-95

↳ Score By Quarters

	1	2	3	4	Score
North Texas	14	7	6	20	47
Liberty	0	7	0	0	7

↳ Scoring Summary

UNT - Darden 6 yd pass from Fine (Hedlund kick), 10:07 1st
 UNT - Bussey, Jr. 22 yd pass from Fine (Hedlund kick), 4:41, 1st
 LU - Farrow 4 yd pass from Calvert (Peart kick), 7:30, 2nd
 UNT - Fine 4 yd run (Hedlund kick), 0:12, 2nd
 UNT - Easley 9 yd run (Hedlund kick failed), 5:09, 3rd
 UNT - Easley 3 yd run (Bussey, Jr. run failed), 13:34, 4th
 UNT - Torrey 1 yd run (Hedlund kick), 10:32, 4th
 UNT - N. Smith 66 yd run (Hedlund kick), 6:21, 4th

2018 Game Summaries

Game 5

September 29, 2018
 Denton, Texas
 Louisiana Tech 29, North Texas 27

↳ Team Statistics

	LT	UNT
First Downs	19	23
Rushes-Yards	32-129	37-131
Passing-Yards	230	296
Comp-Att-Int	20-39-0	22-35-0
Total Plays-Yards	71-359	72-427
Punts-Yards	6-240	6-274
Fumbles/Lost	0-0	2-2
Penalties	1-10	4-55
3rd Down Conv.	4 for 15	6 for 15
Time of Possession	31:02	28:58

↳ Individual Statistics

RUSHING - LT - Tucker 15-95, **North Texas** - Easy 22-110
PASSING - LT - Smith 20-39-230-0, **North Texas** - Fine 22-35-296-0
RECEIVING - LT- Bonnette 5-101, Hardy 7-75 **North Texas** - Bussey, Jr. 9-112

↳ Score By Quarters

	1	2	3	4	Score
Louisiana Tech	6	20	3	0	29
North Texas	21	0	6	0	27

↳ Scoring Summary

UNT - Lawrence 36 yd pass from Fine (Hedlund kick), 11:57, 1st
 LT - Hale 28 yd FG, 10:25, 1st
 UNT - Bussey, Jr. 9 yd pass from Fine (Hedlund kick), 4:24, 1st
 LT - Hale 37 yd FG, 3:04, 1st
 UNT - Easy 9 yd run (Hedlund kick), 1:28, 1st
 LT - Hale 22 yd FG, 9:30, 2nd
 LT - Hardy 8 yd pass from J. Smith (Hale kick), 4:30, 2nd
 LT - Hale 28 yd FG, 1:30, 2nd
 LT - A. Smith pass from J. Smith (Hale kick), 0:32, 2nd
 LT - Hale 42 yd FG, 7:08, 3rd
 UNT - Bussey, Jr. 7 yd pass from Fine (Darden rush failed), 1:57, 3rd

Game 6

October 6, 2018
 El Paso, Texas
 North Texas 27, UTEP 24

↳ Team Statistics

	UNT	LU
First Downs	21	19
Rushes-Yards	35-134	28-104
Passing-Yards	294	313
Comp-Att-Int	22-34-0	16-33-2
Total Plays-Yards	69-428	61-417
Punts-Yards	4-173	3-117
Fumbles/Lost	1-0	0-0
Penalties	3-40	4-26
3rd Down Conv.	8 for 17	6 for 12
Time of Possession	33:19	26:41

↳ Individual Statistics

RUSHING - **North Texas** - Torrey 19-70, N. Smith 13-64, **UTEP** - Wadley 11-65
PASSING - **North Texas** - Fine 22-34-294-0, **UTEP** - Metz 16-33-313-2
RECEIVING - **North Texas**- Bussey, Jr. 8-117, Darden 5-91, **UTEP** - Redix 7-131

↳ Score By Quarters

	1	2	3	4	Score
North Texas	7	3	10	7	27
UTEP	3	7	0	14	24

↳ Scoring Summary

UTEP - Filley, 37 yd FG, 12:05, 1st
 UNT - Darden 18 yd pass from Fine (Hedlund kick), 1:41 1st
 UTEP - Wadley 29 yd pass from Metz (Filley kick), 12:54, 2nd
 UNT - Hedlund 52 yd FG, 3:12, 2nd
 UNT - Hedlund 29 yd FG, 7:51, 3rd
 UNT - Bussey, Jr. 11 yd pass from Fine (Hedlund kick), 0:55, 3rd
 UTEP - Metz 1 yd run (Filley kick), 10:43, 4th
 UNT - N. Smith 20 yd run (Hedlund kick), 5:46, 4th
 UTEP - Foster 67 yd pass from Metz (Filley kick), 5:05, 4th

2018 Game Summaries

Game 7

October 13, 2018
 Denton, Texas
 North Texas 30, Southern Miss 7

↳ Team Statistics

	USM	UNT
First Downs	20	24
Rushes-Yards	28-50	33-165
Passing-Yards	317	292
Comp-Att-Int	30-44-1	24-38-0
Total Plays-Yards	72-367	71-457
Punts-Yards	6-209	6-226
Fumbles/Lost	2-1	1-1
Penalties	3-32	5-55
3rd Down Conv.	6 for 15	5 for 12
Time of Possession	30:04	29:56

↳ Individual Statistics

RUSHING - USM - Mosley 11-73, North Texas - Torrey 17-95
PASSING - USM - Abraham 29-42-318-1, North Texas - Fine 24-38-292-0
RECEIVING - USM- Mitchell 12-135, Watkins 7-109 North Texas - Guyton 7-124

↳ Score By Quarters

	1	2	3	4	Score
Southern Miss	0	7	0	0	7
North Texas	0	10	6	14	30

↳ Scoring Summary

UNT - Guyton 53 yd pass from Fine (Hedlund kick), 13:11, 2nd
 USM - Watkins 44 yd pass from Abraham (Shaunfield kick), 11:06, 2nd
 UNT - Hedlund 41 yd FG, 7:11, 2nd
 UNT - Torrey 6 yd run (Hedlund kick blocked), 0:34, 3rd
 UNT - Torrey 8 yd run (Hedlund kick), 10:45, 4th
 UNT - Torrey 34 yd run (Hedlund kick), 0:33, 4th

Game 8

October 20, 2018
 Birmingham, Alabama
 UAB 29, North Texas 21

↳ Team Statistics

	UNT	UAB
First Downs	24	21
Rushes-Yards	23-64	48-203
Passing-Yards	336	189
Comp-Att-Int	29-40-0	14-22-0
Total Plays-Yards	63-400	70-392
Punts-Yards	4-161	5-186
Fumbles/Lost	1-1	1-1
Penalties	4-50	7-90
3rd Down Conv.	3 for 10	5 for 13
Time of Possession	24:33	35:27

↳ Individual Statistics

RUSHING - North Texas - Torrey 13-35, UAB - Brown 25-100
PASSING - North Texas - Fine 29-40-336-0, UAB - Erdely 14-22-189-0
RECEIVING - North Texas- Darden 10-143, Bussey, Jr. 6-104, UAB - A. Wilson 2-39, Lee 2-35

↳ Score By Quarters

	1	2	3	4	Score
North Texas	7	14	0	0	21
UAB	3	7	9	10	29

↳ Scoring Summary

UNT - Bussey, Jr. 55 yd pass from Fine (Hedlund kick), 7:58 1st
 UAB - Vogel 34 yd FG, 1:27, 1st
 UNT - Darden 11 yd pass from Fine (Hedlund kick), 12:40, 2nd
 UAB - Brown 1 yd run (Vogel kick), 11:48, 2nd
 UNT - Darden 24 yd pass from Fine (Hedlund kick), 3:32, 2nd
 UAB - Marino safety, 8:07, 3rd
 UAB - Brown 3 yd run (Vogel kick), 4:29, 3rd
 UAB - Brown 3 yd run (Vogel kick), 14:16, 4th
 UAB - Vogel 26 yd FG, 2:10, 4th

2018 Game Summaries

Game 9

October 27, 2018

Denton, Texas

North Texas 41, Rice 17

↳ Team Statistics

	RICE	UNT
First Downs	18	27
Rushes-Yards	37-95	24-164
Passing-Yards	204	333
Comp-Att-Int	21-37-0	18-35-0
Total Plays-Yards	74-299	59-497
Punts-Yards	7-331	2-95
Fumbles/Lost	1-1	3-2
Penalties	8-99	2-16
3rd Down Conv.	3 for 14	4 for 10
Time of Possession	36:46	23:14

↳ Individual Statistics

RUSHING - RICE - Otaviano 17-64, North Texas - Torrey 15-130

PASSING - RICE - Green 21-37-204-0, North Texas - Fine 18-35-333-0

RECEIVING - RICE- Trammell 10-94, Cephus 6-79 North Texas - Bussey, Jr. 4-145

↳ Score By Quarters

	1	2	3	4	Score
Rice	7	3	7	0	17
North Texas	10	7	3	21	41

↳ Scoring Summary

RICE - Green 2 yd run (Fox kick), 10:17, 1st

UNT - Hedlund 42 yd FG, 6:02, 1st

UNT - Bussey, Jr. 68 yd pass from Fine (Hedlund kick), 2:09, 1st

UNT - Torrey 11 yd run (Hedlund kick), 13:04, 2nd

RICE - Tobola 27 yd FG, 0:00, 2nd

RICE - Cephus 3 yd pass from Green (Fox kick), 12:50

UNT - Hedlund 23 yd FG, 0:04, 3rd

UNT - Torrey 5 yd pass from Fine (Hedlund kick), 9:27, 4th

UNT - Torrey 14 yd run (Hedlund kick), 8:50, 4th

UNT - Torrey 12 yd run (Hedlund kick), 5:35, 4th

2018 Starters

↳ Offense

Game	LT	LG	C	RG	RT	WR	TE/WR	WR	WR	RB	QB
vs. SMU	Murray	Woodworth	S. Mose	M. Mose	Mayfield	Guyton	K. Smith	Pirtle (TE)	Bussey, Jr.	Easley	Fine
vs. Incarnate Word	Brammer	Woodworth	Preston III	M. Mose	Mayfield	Guyton	K. Smith	Maki (FB)	Bussey, Jr.	Torrey	Fine
at Arkansas	Murray	Woodworth	S. Mose	M. Mose	Mayfield	Guyton	Lawrence	Darden	Bussey, Jr.	Easley	Fine
at Liberty	Brammer	Woodworth	S. Mose	M. Mose	Mayfield	Guyton	Lawrence	Darden	Bussey, Jr.	Easley	Fine
vs. La Tech	Brammer	Woodworth	S. Mose	M. Mose	Mayfield	Guyton	Lawrence	Darden	Bussey, Jr.	Easley	Fine
at UTEP	Murray	Woodworth	S. Mose	M. Mose	Mayfield	Guyton	K. Smith	Chumley (TE)	Bussey, Jr.	Torrey	Fine
vs. Southern Miss	Murray	Woodworth	S. Mose	M. Mose	Mayfield	Guyton	K. Smith	Chumley (TE)	Bussey, Jr.	N. Smith	Fine
at UAB	Murray	Woodworth	S. Mose	M. Mose	Mayfield	Guyton	Lawrence	Darden	Bussey, Jr.	Torrey	Fine
vs. Rice	Brammer	Woodworth	S. Mose	M. Mose	Mayfield	Guyton	Lawrence	Darden	Bussey, Jr.	Torrey	Fine
at Old Dominion											
vs. Florida Atlantic											
at UT San Antonio											

↳ Defense

Game	DE	NT	DE	JACK	MLB	WLB	NICK	CB	CB	S	S
vs. SMU	Young	Tauaalo	Hamilton	King	Garner	Ejiya	T. Davis	Brooks	Hall	Robinson	Muhammad
vs. Incarnate Word	Young	Tauaalo	Hamilton	King	Garner	Ejiya	Moore	Brooks	Hall	Robinson	Muhammad
at Arkansas	Young	Tauaalo	Hamilton	King	Garner	Ejiya	T. Davis	Brooks	Hall	Robinson	Muhammad
at Liberty	Colvin	Tauaalo	Hamilton	King	Garner	Ejiya	Moore	Brooks	Hall	Robinson	Muhammad
vs. La Tech	Young	Tauaalo	Hamilton	King	Garner	Ejiya	T. Davis	Brooks	Hall	Robinson	Muhammad
at UTEP	Young	Tauaalo	Hamilton	King	Garner	Ejiya	T. Davis	Brooks	C. Johnson	Robinson	Muhammad
vs. Southern Miss	Young	Tauaalo	Novil	Ozougwu	Garner	Ejiya	T. Davis	Brooks	C. Johnson	Robinson	Muhammad
at UAB	Young	Tauaalo	Novil	Ozougwu	Garner	Ejiya	T. Davis	Brooks	Hall	Robinson	Muhammad
vs. Rice	Hamilton	Young	Novil	Ozougwu	Garner	Ejiya	T. Davis	Brooks	Hall	Sanders	Muhammad
at Old Dominion											
vs. Florida Atlantic											
at UT San Antonio											

2018 Results

Date	Opponent	Score	Overall	Conference	Time	Attend
Sep 01, 2018	SMU	W 46-23	1-0	0-0	3:06	29519
Sep 08, 2018	UIW	W 58-16	2-0	0-0	3:16	18538
Sep 15, 2018	at Arkansas	W 44-17	3-0	0-0	3:53	62355
Sep 22, 2018	at Liberty	W 47-7	4-0	0-0	3:04	14112
* Sep 29, 2018	LOUISIANA TECH	L 27-29	4-1	0-1	3:26	30105
* Oct 06, 2018	at UTEP	W 27-24	5-1	1-1	3:06	12809
* Oct 13, 2018	SOUTHERN MISS	W 30-7	6-1	2-1	3:30	18252
* Oct 20, 2018	at UAB	L 21-29	6-2	2-2	3:17	28014
* Oct 27, 2018	RICE	W 41-17	7-2	3-2	3:06	25379

2018 Overall Team Statistics

Team Statistics	UNT	OPP
SCORING	341	169
Points Per Game	37.9	18.8
Points Off Turnovers	48	20
FIRST DOWNS	228	161
Rushing	71	53
Passing	134	91
Penalty	23	17
RUSHING YARDAGE	1320	977
Yards gained rushing	1520	1264
Yards lost rushing	200	287
Rushing Attempts	313	296
Average Per Rush	4.2	3.3
Average Per Game	146.7	108.6
TDs Rushing	18	10
PASSING YARDAGE	2932	2089
Comp-Att-Int	229-355-1	165-314-13
Average Per Pass	8.3	6.7
Average Per Catch	12.8	12.7
Average Per Game	325.8	232.1
TDs Passing	21	9
TOTAL OFFENSE	4252	3066
Total Plays	668	610
Average Per Play	6.4	5.0
Average Per Game	472.4	340.7
KICK RETURNS: #-Yards	16-396	28-537
PUNT RETURNS: #-Yards	9-172	5-46
INT RETURNS: #-Yards	13-149	1-13
KICK RETURN AVERAGE	24.8	19.2
PUNT RETURN AVERAGE	19.1	9.2
INT RETURN AVERAGE	11.5	13.0
FUMBLES-LOST	12-7	7-4
PENALTIES-Yards	41-464	50-484
Average Per Game	51.6	53.8
PUNTS-Yards	39-1655	58-2205
Average Per Punt	42.4	38.0
Net punt average	39.2	34.7
KICKOFFS-Yards	66-3779	38-2270
Average Per Kick	57.3	59.7
Net kick average	39.7	37.5
TIME OF POSSESSION/Game	30:52	29:08
3RD-DOWN Conversions	50/122	42/129
3rd-Down Pct	41%	33%
4TH-DOWN Conversions	7/15	1/8
4th-Down Pct	47%	12%
SACKS BY-Yards	28-200	19-133
MISC YARDS	0	9
TOUCHDOWNS SCORED	43	19
FIELD GOALS-ATTEMPTS	15-18	11-15
ON-SIDE KICKS	0-0	0-0
RED-ZONE SCORES	(41-47) 87%	(20-26) 77%
RED-ZONE TOUCHDOWNS	(30-47) 64%	(11-26) 42%
PAT-ATTEMPTS	(38-40) 95%	(16-17) 94%
ATTENDANCE	121793	117290
Games/Avg Per Game	5/24359	4/29322
Neutral Site Games		0/0

Score by Quarters	1st	2nd	3rd	4th	OT	Total
North Texas	100	95	64	82	0	341
Opponents	25	61	29	54	0	169

2018 Overall Individual/Career Statistics

	SEASON									CAREER								
Rushing	gp	att	gain	loss	net	avg	td	lg	avg/g	gp	att	gain	loss	net	avg	td	lg	avg/g
TORREY, DeAndre	9	95	477	19	458	4.8	10	44	50.9	9	95	477	19	458	4.8	10	44	50.9
EASLY, Loren	4	74	404	18	386	5.2	4	25	96.5	4	74	404	18	386	5.2	4	25	96.5
SMITH, Nic	8	50	277	10	267	5.3	2	66	33.4	22	188	985	34	951	5.1	8	66	43.2
SHANBOUR, Quinn	9	12	69	10	59	4.9	0	12	6.6	24	19	122	10	112	5.9	0	28	4.7
WYCHE, Anthony	6	12	64	5	59	4.9	0	17	9.8	13	33	139	13	126	3.8	0	17	9.7
JOHNSON, Evan	6	9	60	5	55	6.1	0	27	9.2	20	52	302	8	294	5.7	3	27	14.7
HOSLEY, C.	9	8	22	1	21	2.6	0	13	2.3	23	12	26	3	23	1.9	0	13	1.0
DARDEN, Jaelon	9	3	16	0	16	5.3	0	9	1.8	23	4	17	0	17	4.2	0	9	0.7
FINE, Mason	9	46	131	121	10	0.2	2	13	1.1	33	247	865	721	144	0.6	5	80	4.4
TEAM	3	3	0	5	-5	-1.7	0	0	-1.7									
PEARSON, Cade	1	1	0	6	-6	-6.0	0	0	-6.0	1	1	0	6	-6	-6.0	0	0	-6.0
Total	9	313	1520	200	1320	4.2	18	66	146.7									
Opponents	9	296	1264	287	977	3.3	10	68	108.6									
Passing	gp	effic	comp-att-int	pct	yds	td	lg	avg/g	gp	effic	comp-att-int	pct	yds	td	lg	avg/g		
FINE, Mason	9	154.11	221-344-1	64.2	2879	21	68	319.9	33	140.11	700-1116-21	62.7	8503	58	77	257.7		
SHANBOUR, Quinn	9	79.40	3-6-0	50.0	21	0	17	2.3	24	114.77	7-13-0	53.8	55	1	17	2.3		
PEARSON, Cade	1	135.70	4-4-0	100.0	17	0	8	17.0	1	135.70	4-4-0	100.0	17	0	8	17.0		
MARTIN, Kason	1	226.00	1-1-0	100.0	15	0	15	15.0	1	226.00	1-1-0	100.0	15	0	15	15.0		
Total	9	152.84	229-355-1	64.5	2932	21	68	325.8										
Opponents	9	109.61	165-314-13	52.5	2089	9	71	232.1										
Receiving	gp	no.	yds	avg	td	lg	avg/g	gp	no.	yds	avg	td	lg	avg/g				
BUSSEY, Rico	9	55	822	14.9	10	68	91.3	28	110	1596	14.5	18	68	57.0				
GUYTON, Jalen	9	38	534	14.1	4	53	59.3	22	87	1309	15.0	13	77	59.5				
DARDEN, Jaelon	9	36	517	14.4	4	46	57.4	23	68	798	11.7	7	46	34.7				
SMITH, Kelvin	9	22	214	9.7	0	37	23.8	32	56	557	9.9	2	37	17.4				
LAWRENCE, M.	9	18	271	15.1	1	50	30.1	30	81	1106	13.7	5	50	36.9				
TORREY, DeAndre	9	15	105	7.0	1	29	11.7	9	15	105	7.0	1	29	11.7				
YOUNG, Cudjoe	5	7	71	10.1	0	23	14.2	5	7	71	10.1	0	23	14.2				
SMITH, Nic	8	7	48	6.9	1	20	6.0	22	25	188	7.5	3	29	8.5				
JOHNSON, Evan	6	6	37	6.2	0	9	6.2	20	13	83	6.4	0	22	4.2				
WHITE, Greg	8	5	76	15.2	0	32	9.5	8	5	76	15.2	0	32	9.5				
BREWSTER, Keegan	9	5	75	15.0	0	30	8.3	9	5	75	15.0	0	30	8.3				
EASLY, Loren	4	4	58	14.5	0	30	14.5	4	4	58	14.5	0	30	14.5				
CHUMLEY, Caleb	9	3	29	9.7	0	12	3.2	23	10	118	11.8	0	43	5.1				
HOSLEY, C.	9	3	23	7.7	0	17	2.6	23	3	23	7.7	0	17	1.0				
PIRTLE, Jason	4	1	22	22.0	0	22	5.5	17	5	67	13.4	0	22	3.9				
SHORTER, Jyair	1	1	15	15.0	0	15	15.0	1	1	15	15.0	0	15	15.0				
WYCHE, Anthony	6	1	11	11.0	0	11	1.8	13	4	42	10.5	0	18	3.2				
JACKSON, Q.	6	1	9	9.0	0	9	1.5	18	7	88	12.6	1	31	4.9				
SMITH, Dennis	1	1	-5	-5.0	0	0	-5.0	1	1	-5	-5.0	0	0	-5.0				
Total	9	229	2932	12.8	21	68	325.8											
Opponents	9	165	2089	12.7	9	71	232.1											
Total Offense	g	plays	rush	pass	total	avg/g	g	plays	rush	pass	total	avg/g						
FINE, Mason	9	390	10	2879	2889	321.0	33	1363	144	8503	8647	262.0						
TORREY, DeAndre	9	95	458	0	458	50.9	9	95	458	0	458	50.9						
EASLY, Loren	4	74	386	0	386	96.5	4	74	386	0	386	96.5						
SMITH, Nic	8	50	267	0	267	33.4	22	188	951	0	951	43.2						
SHANBOUR, Quinn	9	18	59	21	80	8.9	24	32	112	55	167	7.0						
WYCHE, Anthony	6	12	59	0	59	9.8	13	33	126	0	126	9.7						
JOHNSON, Evan	6	9	55	0	55	9.2	20	52	294	0	294	14.7						
HOSLEY, C.	9	8	21	0	21	2.3	23	12	23	0	23	1.0						
DARDEN, Jaelon	9	3	16	0	16	1.8	23	4	17	0	17	0.7						
MARTIN, Kason	1	1	0	15	15	15.0	1	1	0	15	15	15.0						
PEARSON, Cade	1	5	-6	17	11	11.0	1	5	-6	17	11	11.0						
TEAM	3	3	-5	0	-5	-1.7												
Total	9	668	1320	2932	4252	472.4												
Opponents	9	610	977	2089	3066	340.7												

2018 Overall Individual/Career Statistics

Scoring	SEASON								CAREER												
	td	fg	kick	PAT			dxp	saf	pts	td	fg	kick	PAT			dxp	saf	pts			
HEDLUND, Cole	-	15-18	38-40	-	-	-	-	-	-	-	83	-	15-18	38-40	-	-	-	-	-	-	83
TORREY, DeAndre	12	-	-	-	-	-	-	-	-	-	72	12	-	-	-	-	-	-	-	-	72
BUSSEY, Rico	10	-	-	0-1	-	-	-	-	-	-	60	18	-	-	0-1	1	-	-	-	-	110
EASLY, Loren	4	-	-	-	-	-	-	-	-	-	24	4	-	-	-	-	-	-	-	-	24
DARDEN, Jaelon	4	-	-	0-1	-	-	-	-	-	-	24	8	-	-	0-1	1	-	-	-	-	50
GUYTON, Jalen	4	-	-	-	-	-	-	-	-	-	24	13	-	-	-	-	-	-	-	-	78
SMITH, Nic	3	-	-	-	-	-	-	-	-	-	18	11	-	-	-	-	-	-	-	-	66
FINE, Mason	2	-	-	-	-	0-1	-	-	-	-	12	5	-	-	0-1	-	2-6	-	-	-	30
HALL, Kemon	2	-	-	-	-	-	-	-	-	-	12	2	-	-	-	-	-	-	-	-	12
BREWER, Keegan	1	-	-	-	-	-	-	-	-	-	6	1	-	-	-	-	-	-	-	-	6
LAWRENCE, M.	1	-	-	-	-	-	-	-	-	-	6	5	-	-	-	-	-	-	-	-	30
Total	43	15-18	38-40	0-2	-	0-1	-	-	-	-	341										
Opponents	19	11-15	16-17	-	2	2-2	-	1	169												

Punt Returns	no.	yds	avg	td	lg	no.	yds	avg	td	lg
DARDEN, Jaelon	5	62	12.4	0	33	15	181	12.1	1	81
BREWER, Keegan	4	110	27.5	1	90	4	110	27.5	1	90
Total	9	172	19.1	1	90					
Opponents	5	46	9.2	0	17					

Kick Returns	no.	yds	avg	td	lg	no.	yds	avg	td	lg
TORREY, DeAndre	9	271	30.1	1	96	9	271	30.1	1	96
BREWER, Keegan	2	54	27.0	0	29	2	54	27.0	0	29
WYCHE, Anthony	1	17	17.0	0	17	3	46	15.3	0	21
JOHNSON, Evan	1	13	13.0	0	13	20	403	20.1	0	63
HAMILTON, L.	1	5	5.0	0	5	6	68	11.3	0	18
MAKI, Cannon	1	11	11.0	0	11	3	33	11.0	0	12
BUSSEY, Rico	1	25	25.0	0	15	2	78	39.0	0	53
Total	16	396	24.8	1	96					
Opponents	28	537	19.2	0	61					

Interceptions	no.	yds	avg	td	lg	no.	yds	avg	td	lg
BROOKS, Nate	4	2	0.5	0	4	8	56	7.0	0	40
MUHAMMAD, K.	3	37	12.3	0	22	4	50	12.5	0	22
HALL, Kemon	3	60	20.0	2	36	4	60	15.0	2	36
ROBINSON, T.	2	50	25.0	0	27	2	50	25.0	0	27
DAVIS, Tyreke	1	0	0.0	0	0	1	0	0.0	0	0
Total	13	149	11.5	2	36					
Opponents	1	13	13.0	0	13					

Fumble Returns	no.	yds	avg	td	lg	no.	yds	avg	td	lg
MUHAMMAD, K.	1	11	11.0	0	11	1	11	11.0	0	11
Total	1	11	11.0	0	11					
Opponents	1	31	31.0	0	31					

2018 Overall FG/Defensive/Career Statistics

Field Goals	fg	pct.	01-19	20-29	30-39	40-49	50-99	lg	blk
HEDLUND, Cole	15-18	83.3	1-1	8-8	0-0	4-7	2-2	52	1

FG Sequence	North Texas	Opponents
SMU	(40),(18),(41),(51)	-
UIW	(29),(27),(25)	(29)
Arkansas	(24),(26),(20)	(54),38
Liberty	-	32
Louisiana Tech	41,46	(28),(37),(22),(28),(42)
UTEP	(52),(29)	(37),53
Southern Miss	(41)	45
UAB	-	(34),(26)
Rice	(42),44,(23)	(27)

Field Goals	att	good	long	blkd	att	good	long	blkd
HEDLUND, Cole	18	15	52	1	18	15	52	1
Total	18	15	52	1				
Opponents	15	11	54	1				

Punting	no.	yds	avg	lg	blk	no.	yds	avg	lg	blk
KENWORTHY, A.	39	1655	42.4	68	0	57	2318	40.7	68	0
Total	39	1655	42.4	68	0					
Opponents	58	2205	38.0	76	0					

Kickoffs	no.	yds	avg	tb	ob	no.	yds	avg	tb	ob
MOONEY, Ethan	57	3295	57.8	22	1	57	3295	57.8	22	1
WILLIAMS, Zach	9	484	53.8	3	0	9	484	53.8	3	0
Total	66	3779	57.3	25	1					
Opponents	38	2270	59.7	18	1					

##	Defensive Leaders	gp	ua	a	total	tfl	sack	int	pbu	fr	ff	blk	gp	ua	a	total	tfl	sack	int	pbu	fr	ff	blk
22	EJIYA, E.J.	9	39	46	85	15.5	7.0	.	.	1	1	1	36	116	121	237	31.0	14.0	.	.	1	2	1
37	GARNER, Brandon	9	24	22	46	12.5	5.5	.	2	1	.	.	45	107	75	182	29.0	12.0	.	5	3	.	.
4	MUHAMMAD, K.	9	30	13	43	1.0	.	3	5	1	1	.	35	92	60	152	4.5	1.0	4	7	2	2	.
9	BROOKS, Nate	9	24	14	38	2.0	.	4	8	1	1	.	44	111	53	164	8.0	1.0	8	17	1	3	.
5	DAVIS, Tyreke	9	22	15	37	1.5	.	1	1	.	.	.	23	34	20	54	1.5	.	1	1	.	.	.
24	ROBINSON, T.	8	17	17	34	1.5	.	2	1	.	.	.	33	40	28	68	1.5	.	2	2	1	.	2
48	KING, Jamie	9	13	15	28	4.5	2.0	.	1	.	.	.	18	13	15	28	4.5	2.0	.	1	.	.	.
16	HALL, Kemon	7	23	4	27	0.0	.	3	8	.	.	.	21	73	26	99	1.0	.	4	16	.	1	.
15	TAUAAALO, T.J.	8	13	11	24	3.0	1.0	.	1	.	.	.	47	58	58	116	9.5	3.5	.	2	2	1	.
97	NOVIL, Dion	9	10	14	24	5.0	0.5	.	1	.	.	1	13	12	15	27	5.0	0.5	.	1	.	.	1
17	OZOUGWU, Joe	9	14	9	23	6.0	2.5	.	1	.	1	.	20	23	18	41	11.0	4.5	.	1	.	2	.
11	JOHNSON, Cam	8	14	8	22	0.0	.	.	2	.	.	.	21	19	11	30	0.0	.	.	2	.	.	.
49	YOUNG, Roderick	9	8	12	20	3.5	3.0	.	1	.	.	.	47	54	70	124	15.5	6.5	.	1	1	.	.
39	MOORE, Jameel	9	15	4	19	0.0	.	.	3	.	.	.	23	17	6	23	0.0	.	.	3	.	.	.
2	HAMILTON, L.	9	9	9	18	5.5	4.5	35	37	30	67	12.5	5.5	1	.	1	.	.
34	ENGLISH, Bryce	9	5	8	13	1.0	0.5	9	5	8	13	1.0	0.5
14	FERNANDES, C.	9	5	5	10	0.0	23	16	8	24	1.0
10	SANDERS, Makyle	9	3	6	9	0.5	21	10	8	18	0.5
40	LINEHAN, Mike	9	4	4	8	0.0	9	4	4	8	0.0
95	COLVIN, Caleb	8	2	3	5	1.0	0.5	8	2	3	5	1.0	0.5
25	ROBERTS, Jordan	8	4	1	5	0.0	.	.	1	.	.	.	8	4	1	5	0.0	.	.	1	.	.	.
20	LEMASTERS, W.	9	3	2	5	0.0	18	10	5	15	0.0	.	1	3	.	.	.
31	DAVIS, KD	9	3	2	5	0.0	9	3	2	5	0.0
52	MCMILLAN, D.	5	4	.	4	1.0	1.0	5	4	.	4	1.0	1.0
18	BREWER, Keegan	9	1	2	3	0.0	9	1	2	3	0.0
38	CROSBY, Keelan	9	2	1	3	0.0	9	2	1	3	0.0
46	HOSLEY, C.	9	1	2	3	0.0	23	2	6	8	0.0
26	MORRIS, Alex	8	.	2	2	0.0	8	.	2	2	0.0
91	LEBLANC, Dayton	4	1	1	2	0.0	4	1	1	2	0.0
47	MOONEY, Ethan	8	.	2	2	0.0	8	.	2	2	0.0
6	FINE, Mason	9	1	.	1	0.0	33	1	.	1	0.0
0F	SIGGERS, Tre	4	1	.	1	0.0	4	1	.	1	0.0
3	FAISON, Tim	7	.	1	1	0.0	7	.	1	1	0.0
7	JOHNSON, Evan	6	.	1	1	0.0	20	6	3	9	0.0
87	SMITH, Kelvin	9	1	.	1	0.0	32	3	.	3	0.0
	Total	9	316	256	572	65	28	13	36	4	4	2											
	Opponents	9	367	240	607	66	19	1	32	7	10	2											

2018 GBG Team Stats

Date	Opponent	Rushing				Receiving				Passing				Kick Returns				Punt Returns				tot off
		no.	yds	td	lg	no.	yds	td	lg	cmp-att-int	yds	td	lg	no.	yds	td	lg	no.	yds	td	lg	
Sep 01	SMU	43	68	0	18	41	461	3	29	41-51-0	461	3	29	2	116	1	96	2	5	0	4	529
Sep 08	UIW	42	153	3	17	32	454	4	46	32-49-1	454	4	46	2	34	0	29	3	61	0	33	607
Sep 15	at Arkansas	29	95	2	24	24	281	1	37	24-46-0	281	1	37	1	17	0	17	1	90	1	90	376
Sep 22	at Liberty	47	346	5	66	16	185	2	43	16-27-0	185	2	43	1	21	0	21	0	0	0	0	531
Sep 29	LOUISIANA TECH	37	131	1	30	22	296	3	36	22-35-0	296	3	36	7	156	0	34	2	4	0	7	427
Oct 06	at UTEP	35	134	1	25	23	294	2	46	23-34-0	294	2	46	1	13	0	13	1	12	0	12	428
Oct 13	SOUTHERN MISS	33	165	3	34	24	292	1	53	24-38-0	292	1	53	1	14	0	14	0	0	0	0	457
Oct 20	at UAB	23	64	0	13	29	336	3	55	29-40-0	336	3	55	0	0	0	0	0	0	0	0	400
Oct 27	RICE	24	164	3	44	18	333	2	68	18-35-0	333	2	68	1	25	0	15	0	0	0	0	497
Opponents		313	1320	18	66	229	2932	21	68	229-355-1	2932	21	68	16	396	1	96	9	172	1	90	4252
		296	977	10	68	165	2089	9	71	165-314-13	2089	9	71	28	537	0	61	5	46	0	17	3066

Games: 9 • Avg/rush: 4.2 • Avg/catch: 12.8 • Pass effic: 152.84 • KR avg: 24.8 • PR avg: 19.1 • All purpose avg/game: 552.1 • Total offense avg/gm: 472.4

Date	Opponent	Tackles				Sacks no-yds	Fumble		Pass Defense			blkd kick	PAT Attempts			off		pts
		ua	a	total	tfl-yds		ff	fr-yds	int-yds	qbh	brup		kick	rush	rcv	saf	t/o	
Sep 01	SMU	18	24	42	4.0-34	4.0-34	1	0-0	1-36	4	0	0	4-4	0	0	0	7	46
Sep 08	UIW	26	32	58	8.0-27	2.0-18	0	1-0	2-4	1	4	1	7-7	0	0	0	10	58
Sep 15	at Arkansas	36	32	68	8.0-31	5.0-27	0	0-0	6-65	5	6	0	5-5	0	0	0	24	44
Sep 22	at Liberty	42	28	70	8.0-41	3.0-23	0	0-0	1-21	4	5	0	5-6	0	0	0	0	47
Sep 29	LOUISIANA TECH	33	34	67	4.0-15	2.0-13	0	0-0	0-0	5	6	0	3-3	0	0	0	0	27
Oct 06	at UTEP	21	42	63	5.0-21	2.0-13	0	0-0	2-0	4	3	1	3-3	0	0	0	0	27
Oct 13	SOUTHERN MISS	42	30	72	14.0-58	4.0-35	1	1-11	1-23	2	6	0	3-4	0	0	0	0	30
Oct 20	at UAB	51	18	69	7.0-32	4.0-26	1	1-0	0-0	2	3	0	3-3	0	0	0	0	21
Oct 27	RICE	47	16	63	7.0-25	2.0-11	1	1-0	0-0	4	3	0	5-5	0	0	0	7	41
Opponents		316	256	572	65.0-284	28.0-200	4	4-11	13-149	31	36	2	38-40	0	0	0	48	341
		367	240	607	66.0-227	19.0-133	10	7-31	1-13	33	32	2	16-17	0	2	1	20	169

Date	Opponent	Punting							Field Goals			Kickoffs						
		no.	yds	avg	long	blkd	tb	fc	50+	i20	md-att	long	blkd	no.	yds	avg	tb	ob
Sep 01	SMU	2	86	43.0	51	0	0	1	1	0	4-4	51	0	9	484	53.8	3	0
Sep 08	UIW	2	84	42.0	47	0	0	1	0	2	3-3	29	0	10	583	58.3	5	0
Sep 15	at Arkansas	9	382	42.4	48	0	2	3	0	5	3-3	26	0	9	521	57.9	2	0
Sep 22	at Liberty	4	174	43.5	60	0	1	2	1	2	0-0	0	0	8	464	58.0	5	0
Sep 29	LOUISIANA TECH	6	274	45.7	68	0	0	5	1	1	0-2	0	1	5	311	62.2	2	1
Oct 06	at UTEP	4	173	43.2	57	0	0	1	1	2	2-2	52	0	6	365	60.8	3	0
Oct 13	SOUTHERN MISS	6	226	37.7	42	0	0	3	0	5	1-1	41	0	6	332	55.3	1	0
Oct 20	at UAB	4	161	40.2	50	0	0	2	1	2	0-0	0	0	5	290	58.0	1	0
Oct 27	RICE	2	95	47.5	49	0	1	1	0	1	2-3	42	0	8	429	53.6	3	0
Opponents		39	1655	42.4	68	0	4	19	5	20	15-18	52	1	66	3779	57.3	25	1
		58	2205	38.0	76	0	1	12	7	17	11-15	54	1	38	2270	59.7	18	1

2018 Opponent GBG Stats

Date	Opponent	Rushing				Receiving				Passing				Kick Returns				Punt Returns				tot off
		no.	yds	td	lg	no.	yds	td	lg	cmp-att-int	yds	td	lg	no.	yds	td	lg	no.	yds	td	lg	
Sep 01	SMU	19	4	1	6	12	252	2	71	12-24-1	252	2	71	3	66	0	29	1	8	0	8	256
Sep 08	UIW	30	144	2	55	16	152	0	32	16-30-2	152	0	32	3	40	0	15	0	0	0	0	296
Sep 15	at Arkansas	32	126	2	68	20	210	0	25	20-45-6	210	0	25	5	94	0	26	1	1	0	1	336
Sep 22	at Liberty	42	122	0	15	16	222	1	37	16-40-1	222	1	37	2	40	0	29	0	0	0	0	344
Sep 29	LOUISIANA TECH	32	129	0	48	20	230	2	43	20-39-0	230	2	43	2	35	0	22	0	0	0	0	359
Oct 06	at UTEP	28	104	1	23	16	313	2	67	16-33-2	313	2	67	3	39	0	17	1	17	0	17	417
Oct 13	SOUTHERN MISS	28	50	0	33	30	317	1	45	30-44-1	317	1	45	4	79	0	25	1	7	0	7	367
Oct 20	at UAB	48	203	3	32	14	189	0	36	14-22-0	189	0	36	3	97	0	61	1	13	0	13	392
Oct 27	RICE	37	95	1	19	21	204	1	35	21-37-0	204	1	35	3	47	0	23	0	0	0	0	299
North Texas		296	977	10	68	165	2089	9	71	165-314-13	2089	9	71	28	537	0	61	5	46	0	17	3066
North Texas		313	1320	18	66	229	2932	21	68	229-355-1	2932	21	68	16	396	1	96	9	172	1	90	4252

Games: 9 • Avg/rush: 3.3 • Avg/catch: 12.7 • Pass effic: 109.61 • KR avg: 19.2 • PR avg: 9.2 • All purpose avg/game: 406.9 • Total offense avg/gm: 340.7

Date	Opponent	Tackles				Sacks no-yds	Fumble		Pass Defense			blkd kick	PAT Attempts			off		pts
		ua	a	total	tfl-yds		ff	fr-yds	int-yds	qbh	brup		kick	rush	rcv	saf	t/o	
Sep 01	SMU	57	38	95	14.0-38	2.0-18	1	0-0	0-0	2	3	0	1-1	0	2	0	0	23
Sep 08	UIW	50	34	84	6.0-18	1.0-6	0	0-0	1-13	3	1	0	1-2	0	0	0	0	16
Sep 15	at Arkansas	33	32	65	8.0-29	2.0-17	1	1-0	0-0	9	8	0	2-2	0	0	0	0	17
Sep 22	at Liberty	36	38	74	6.0-13	1.0-7	1	0-0	0-0	1	4	0	1-1	0	0	0	0	7
Sep 29	LOUISIANA TECH	43	34	77	10.0-61	5.0-44	1	2-31	0-0	5	3	1	2-2	0	0	0	7	29
Oct 06	at UTEP	32	40	72	5.0-10	0.0-0	1	0-0	0-0	1	4	0	3-3	0	0	0	0	24
Oct 13	SOUTHERN MISS	37	18	55	5.0-17	1.0-5	1	1-0	0-0	3	2	1	1-1	0	0	0	0	7
Oct 20	at UAB	46	2	48	6.0-15	4.0-13	1	1-0	0-0	5	3	0	3-3	0	0	1	3	29
Oct 27	RICE	33	4	37	6.0-26	3.0-23	3	2-0	0-0	4	4	0	2-2	0	0	0	10	17
North Texas		367	240	607	66.0-227	19.0-133	10	7-31	1-13	33	32	2	16-17	0	2	1	20	169
North Texas		316	256	572	65.0-284	28.0-200	4	4-11	13-149	31	36	2	38-40	0	0	0	48	341

Date	Opponent	Punting						Field Goals			Kickoffs							
		no.	yds	avg	long	blkd	tb	fc	50+	i20	md-att	long	blkd	no.	yds	avg	tb	ob
Sep 01	SMU	8	381	47.6	65	0	0	1	2	4	0-0	0	0	4	250	62.5	2	0
Sep 08	UIW	7	288	41.1	52	0	0	0	1	1	1-1	29	0	4	200	50.0	1	0
Sep 15	at Arkansas	9	308	34.2	41	0	0	4	0	1	1-2	54	0	4	237	59.2	2	0
Sep 22	at Liberty	7	145	20.7	40	0	0	0	0	0	0-1	0	0	2	128	64.0	0	1
Sep 29	LOUISIANA TECH	6	240	40.0	65	0	0	0	2	3	5-5	42	0	8	464	58.0	1	0
Oct 06	at UTEP	3	117	39.0	42	0	0	2	0	0	1-2	37	1	5	320	64.0	4	0
Oct 13	SOUTHERN MISS	6	209	34.8	48	0	1	0	0	1	0-1	0	0	2	111	55.5	1	0
Oct 20	at UAB	5	186	37.2	44	0	0	3	0	2	2-2	34	0	6	365	60.8	5	0
Oct 27	RICE	7	331	47.3	76	0	0	2	2	5	1-1	27	0	3	195	65.0	2	0
North Texas		58	2205	38.0	76	0	1	12	7	17	11-15	54	1	38	2270	59.7	18	1
North Texas		39	1655	42.4	68	0	4	19	5	20	15-18	52	1	66	3779	57.3	25	1

2018 GBG Stats (Passing, Rushing-Receiving)

#6 FINE, Mason	Comp	Att	Int	Pct	Yards	TD	Long	Sacked	Effic
SMU	40	50	0	80.0	444	3	29	2-18	174.39
UIW	25	40	1	62.5	418	4	46	0-0	178.28
Arkansas	24	45	0	53.3	281	1	37	1-9	113.12
Liberty	16	27	0	59.3	185	2	43	1-7	141.26
Louisiana Tech	22	35	0	62.9	296	3	36	5-44	162.18
UTEP	23	34	0	67.6	294	2	46	0-0	159.69
Southern Miss	24	38	0	63.2	292	1	53	1-5	136.39
UAB	29	40	0	72.5	336	3	55	4-13	167.81
Rice	18	35	0	51.4	333	2	68	3-23	150.21
TOTALS	221	344	1	64.2	2879	21	68	17-119	154.11

#1J PEARSON, Cade	Comp	Att	Int	Pct	Yards	TD	Long	Sacked	Effic
UIW	4	4	0	100.0	17	0	8	1-6	135.70
TOTALS	4	4	0	100.0	17	0	8	1-6	135.70

#19 SHANBOUR, Quinn	Comp	Att	Int	Pct	Yards	TD	Long	Sacked	Effic
SMU	1	1	0	100.0	17	0	17	0-0	242.80
UIW	2	4	0	50.0	4	0	9	0-0	58.40
Arkansas	0	1	0	0.0	0	0	0	1-8	0.00
TOTALS	3	6	0	50.0	21	0	17	1-8	79.40

#1G MARTIN, Kason	Comp	Att	Int	Pct	Yards	TD	Long	Sacked	Effic
UIW	1	1	0	100.0	15	0	15	0-0	226.00
TOTALS	1	1	0	100.0	15	0	15	0-0	226.00

RUSHING	No-Yds/TD	SMU	UIW	AR	LIBERTY	LATECH	UTEP	USM	UAB	RICE
TORREY, DeAndre	95-458/10	2-6/0	16-44/3	4-13/0	8-51/1	1-14/0	19-70/0	17-95/3	13-35/0	15-130/3
EASLY, Loren	74-386/4	12-31/0	DNP	13-68/1	27-177/2	22-110/1	DNP	DNP	DNP	DNP
SMITH, Nic	50-267/2	17-31/0	6-18/0	-	1-66/1	3-31/0	13-64/1	7-40/0	3-17/0	DNP
SHANBOUR, Quinn	12-59/0	2-14/0	1-5/0	5-11/0	4-29/0	-	-	-	-	-
WYCHE, Anthony	12-59/0	-	8-35/0	1--2/0	3-26/0	-	DNP	DNP	DNP	-
JOHNSON, Evan	9-55/0	-	3-19/0	DNP	DNP	DNP	1-6/0	3-0/0	-	2-30/0
HOSLEY, C.	8-21/0	5-5/0	3-16/0	-	-	-	-	-	-	-
DARDEN, Jaelon	3-16/0	-	1-9/0	-	-	1-0/0	-	-	-	1-7/0
FINE, Mason	46-10/2	5--19/0	3-13/0	5-7/1	3--2/1	10--24/0	1--4/0	6-30/0	7-12/0	6--3/0
TEAM	3--5/0	DNP	DNP	1--2/0	1--1/0	DNP	1--2/0	DNP	DNP	DNP
PEARSON, Cade	1--6/0	DNP	1--6/0	DNP	DNP	DNP	DNP	DNP	DNP	DNP

RECEIVING	No-Yds/TD	SMU	UIW	AR	LIBERTY	LATECH	UTEP	USM	UAB	RICE
BUSSEY, Rico	55-822/10	9-109/0	8-128/3	5-27/1	2-39/1	9-112/2	8-117/1	4-41/0	6-104/1	4-145/1
GUYTON, Jalen	38-534/4	7-95/2	5-111/1	2-42/0	4-34/0	5-51/0	1-13/0	7-124/1	5-48/0	2-16/0
DARDEN, Jaelon	36-517/4	6-81/0	2-10/0	5-87/0	4-65/1	-	5-91/1	3-21/0	10-143/2	1-19/0
LAWRENCE, M.	18-271/1	1-19/0	4-50/0	3-24/0	1-7/0	1-36/1	1-18/0	2-44/0	1-4/0	4-69/0
SMITH, Kelvin	22-214/0	5-38/0	2-41/0	5-60/0	2-9/0	-	3-23/0	3-25/0	1-5/0	1-13/0
TORREY, DeAndre	15-105/1	1-3/0	1-17/0	3-24/0	-	2-34/0	1-0/0	2-18/0	3-5/0	2-4/1
WHITE, Greg	5-76/0	2-19/0	DNP	-	1-20/0	-	-	-	1-5/0	1-32/0
BREWER, Keegan	5-75/0	3-41/0	1-30/0	-	-	-	1-4/0	-	-	-
YOUNG, Cudjoe	7-71/0	DNP	2-11/0	DNP	DNP	DNP	2-27/0	1-11/0	2-22/0	-
EASLY, Loren	4-58/0	-	DNP	1-17/0	2-11/0	1-30/0	DNP	DNP	DNP	DNP
SMITH, Nic	7-48/1	3-15/1	-	-	-	4-33/0	-	-	-	DNP
JOHNSON, Evan	6-37/0	3-24/0	1-9/0	DNP	DNP	DNP	1-1/0	1-3/0	-	-
CHUMLEY, Caleb	3-29/0	-	-	-	-	-	-	1-5/0	-	2-24/0
HOSLEY, C.	3-23/0	1-17/0	2-6/0	-	-	-	-	-	-	-
PIRTLE, Jason	1-22/0	-	1-22/0	-	-	DNP	DNP	DNP	DNP	DNP
SHORTER, Jyaire	1-15/0	DNP	1-15/0	DNP	DNP	DNP	DNP	DNP	DNP	DNP
WYCHE, Anthony	1-11/0	-	-	-	-	-	DNP	DNP	DNP	1-11/0
JACKSON, Q.	1-9/0	-	1-9/0	-	-	-	-	DNP	DNP	DNP
SMITH, Dennis	1--5/0	DNP	1--5/0	DNP	DNP	DNP	DNP	DNP	DNP	DNP

2018 GBG Stats (Tackles)

Total Tackles	UA-A	Total	SMU	UIW	AR	LIBERTY	LATECH	UTEP	USM	UAB	RICE
EJIYA, E.J.	39-46	85	2-3	2-6	7-5	2-6	4-5	2-7	5-7	10-4	5-3
GARNER, Brandon	24-22	46	1-6	3-4	3-1	5-0	3-4	1-3	1-2	4-1	3-1
MUHAMMAD, K.	30-13	43	1-0	1-2	2-1	7-1	3-2	3-1	4-2	3-2	6-2
BROOKS, Nate	24-14	38	1-1	1-1	3-3	3-0	2-3	3-3	1-2	3-1	7-0
DAVIS, Tyreke	22-15	37	1-2	1-0	2-2	2-0	0-1	2-3	5-5	6-1	3-1
ROBINSON, T.	17-17	34	1-1	1-1	1-2	3-4	1-3	2-3	4-1	4-2	DNP
KING, Jamie	13-15	28	2-2	2-4	0-2	6-2	1-3	0-2	1-0	-	1-0
HALL, Kemon	23-4	27	2-1	4-1	6-0	6-1	0-1	DNP	DNP	1-0	4-0
NOVIL, Dion	10-14	24	0-1	1-2	1-2	0-2	0-1	1-3	3-0	1-0	3-3
TAUAAALO, T.J.	13-11	24	1-0	1-0	0-2	0-3	2-1	1-3	4-1	4-1	DNP
OZOUGWU, Joe	14-9	23	-	0-1	0-1	0-1	-	0-1	4-1	5-2	5-2
JOHNSON, Cam	14-8	22	-	1-0	1-1	0-1	6-0	2-4	4-2	-	DNP
YOUNG, Roderick	8-12	20	1-1	0-2	1-2	0-1	3-2	1-2	0-2	2-0	-
MOORE, Jameel	15-4	19	1-0	0-1	3-0	4-0	0-1	-	3-1	2-1	2-0
HAMILTON, L.	9-9	18	0-2	0-1	3-0	2-1	1-1	0-2	2-0	1-1	0-1
ENGLISH, Bryce	5-8	13	-	3-0	0-1	0-4	1-2	0-1	-	-	1-0
FERNANDES, C.	5-5	10	1-0	0-1	1-1	0-1	0-1	0-1	1-0	1-0	1-0
SANDERS, Makyle	3-6	9	-	1-2	-	-	-	-	0-1	1-0	1-3
LINEHAN, Mike	4-4	8	1-1	1-2	-	-	-	-	0-1	-	2-0
COLVIN, Caleb	2-3	5	-	-	-	-	1-0	1-2	-	0-1	DNP
DAVIS, KD	3-2	5	-	-	0-1	1-0	0-1	1-0	-	-	1-0
LEMASTERS, W.	3-2	5	0-1	1-1	-	1-0	-	-	-	1-0	-
ROBERTS, Jordan	4-1	5	-	-	-	DNP	3-0	-	-	1-1	-
MCMILLAN, D.	4-0	4	-	DNP	2-0	DNP	1-0	DNP	-	DNP	1-0
HOSLEY, C.	1-2	3	-	-	0-1	-	-	1-1	-	-	-
CROSBY, Keelan	2-1	3	-	1-0	-	-	-	-	0-1	-	1-0
BREWER, Keegan	1-2	3	1-0	-	0-1	-	0-1	-	-	-	-
MOONEY, Ethan	0-2	2	DNP	-	0-1	-	-	-	0-1	-	-
LEBLANC, Dayton	1-1	2	1-1	-	-	DNP	DNP	DNP	DNP	DNP	-
MORRIS, Alex	0-2	2	DNP	-	0-1	-	0-1	-	-	-	-
FINE, Mason	1-0	1	-	-	-	-	1-0	-	-	-	-
FAISON, Tim	0-1	1	-	DNP	0-1	DNP	-	-	-	-	-
SIGGERS, Tre	1-0	1	-	DNP	-	DNP	DNP	DNP	DNP	1-0	-
JOHNSON, Evan	0-1	1	0-1	-	DNP	DNP	DNP	-	-	-	-
SMITH, Kelvin	1-0	1	-	1-0	-	-	-	-	-	-	-

2018 GBG Stats (Sacks, TFL)

SACKS	UA-A	Total	SMU	UIW	AR	LIBERTY	LATECH	UTEP	USM	UAB	RICE
EJIYA, E.J.	6-2	7.0	2.0-17	-	1.0-3	1.0-5	-	0.5-5	2.0-17	0.5-4	-
GARNER, Brandon	5-1	5.5	1.0-10	0.5-5	1.0-6	1.0-9	-	-	-	1.0-9	1.0-9
HAMILTON, L.	4-1	4.5	-	0.5-5	2.0-11	-	-	-	2.0-18	-	-
YOUNG, Roderick	3-0	3.0	1.0-7	-	-	-	1.0-10	-	-	1.0-1	-
OZOUGWU, Joe	2-1	2.5	-	-	-	-	-	-	-	1.5-12	1.0-2
KING, Jamie	2-0	2.0	-	1.0-8	-	1.0-9	-	-	-	-	-
TAUAALO, T.J.	1-0	1.0	-	-	-	-	1.0-3	-	-	-	DNP
MCMILLAN, D.	1-0	1.0	-	DNP	1.0-7	DNP	-	DNP	-	DNP	-
NOVIL, Dion	0-1	0.5	-	-	-	-	-	0.5-2	-	-	-
COLVIN, Caleb	0-1	0.5	-	-	-	-	-	0.5-1	-	-	DNP
ENGLISH, Bryce	0-1	0.5	-	-	-	-	-	0.5-5	-	-	-

TACKLES FOR LOSS	UA-A	Total	SMU	UIW	AR	LIBERTY	LATECH	UTEP	USM	UAB	RICE
EJIYA, E.J.	12-7	15.5	2.0-17	3.0-5	3.0-5	1.0-5	1.0-1	1.0-7	2.5-18	1.5-5	0.5-0
GARNER, Brandon	11-3	12.5	1.0-10	1.5-7	2.0-8	3.0-16	0.5-1	0.5-0	1.0-8	1.0-9	2.0-11
OZOUGWU, Joe	5-2	6.0	-	-	-	-	-	0.5-1	2.0-2	1.5-12	2.0-4
HAMILTON, L.	4-3	5.5	-	0.5-5	2.0-11	0.5-0	-	-	2.0-18	0.5-1	-
NOVIL, Dion	4-2	5.0	-	0.5-0	-	-	-	0.5-2	3.0-6	-	1.0-6
KING, Jamie	4-1	4.5	-	2.5-10	-	2.0-13	-	-	-	-	-
YOUNG, Roderick	3-1	3.5	1.0-7	-	-	-	1.0-10	-	0.5-1	1.0-1	-
TAUAALO, T.J.	2-2	3.0	-	-	-	0.5-1	1.0-3	0.5-2	-	1.0-4	DNP
BROOKS, Nate	2-0	2.0	-	-	-	-	-	-	1.0-1	-	1.0-3
ROBINSON, T.	1-1	1.5	-	-	-	1.0-6	-	0.5-1	-	-	DNP
DAVIS, Tyreke	1-1	1.5	-	-	-	-	-	0.5-2	1.0-1	-	-
MUHAMMAD, K.	1-0	1.0	-	-	-	-	-	-	1.0-3	-	-
COLVIN, Caleb	0-2	1.0	-	-	-	-	-	0.5-1	-	0.5-0	DNP
MCMILLAN, D.	1-0	1.0	-	DNP	1.0-7	DNP	-	DNP	-	DNP	-
ENGLISH, Bryce	0-2	1.0	-	-	-	-	0.5-0	0.5-5	-	-	-
SANDERS, Makyle	0-1	0.5	-	-	-	-	-	-	-	-	0.5-1

2018 Team Game Highs

Rushes	47	at Liberty (Sep 22, 2018)
Yards Rushing	346	at Liberty (Sep 22, 2018)
Yards Per Rush	7.4	at Liberty (Sep 22, 2018)
TD Rushes	5	at Liberty (Sep 22, 2018)
Pass attempts	51	vs SMU (Sep 01, 2018)
Pass completions	41	vs SMU (Sep 01, 2018)
Yards Passing	461	vs SMU (Sep 01, 2018)
Yards Per Pass	9.5	vs Rice (Oct 27, 2018)
TD Passes	4	vs UIW (Sep 08, 2018)
Total Plays	94	vs SMU (Sep 01, 2018)
Total Offense	607	vs UIW (Sep 08, 2018)
Yards Per Play	8.4	vs Rice (Oct 27, 2018)
Points	58	vs UIW (Sep 08, 2018)
Sacks By	5	at Arkansas (Sep 15, 2018)
First Downs	34	vs SMU (Sep 01, 2018)
Penalties	9	at Arkansas (Sep 15, 2018)
Penalty Yards	102	at Arkansas (Sep 15, 2018)
Turnovers	2	vs Louisiana Tech (Sep 29, 2018)
	2	vs Rice (Oct 27, 2018)
Interceptions By	6	at Arkansas (Sep 15, 2018)
Punts	9	at Arkansas (Sep 15, 2018)
Punting Avg	47.5	vs Rice (Oct 27, 2018)
Long Punt	68	vs Louisiana Tech (Sep 29, 2018)
Punts inside 20	5	at Arkansas (Sep 15, 2018)
	5	vs Southern Miss (Oct 13, 2018)
Long Punt Return	90	at Arkansas (Sep 15, 2018)

2018 Individual Game Highs

Rushes	27	EASLY, Loren at Liberty (Sep 22, 2018)
Yards Rushing	177	EASLY, Loren at Liberty (Sep 22, 2018)
TD Rushes	3	TORREY, DeAndre vs UIW (Sep 08, 2018)
	3	TORREY, DeAndre vs Southern Miss (Oct 13, 2018)
	3	TORREY, DeAndre vs Rice (Oct 27, 2018)
Long Rush	66	SMITH, Nic at Liberty (Sep 22, 2018)
Pass attempts	50	FINE, Mason vs SMU (Sep 01, 2018)
Pass completions	40	FINE, Mason vs SMU (Sep 01, 2018)
Yards Passing	444	FINE, Mason vs SMU (Sep 01, 2018)
TD Passes	4	FINE, Mason vs UIW (Sep 08, 2018)
Long Pass	68	FINE, Mason vs Rice (Oct 27, 2018)
Receptions	10	DARDEN, Jaelon at UAB (Oct 20, 2018)
Yards Receiving	145	BUSSEY, Rico vs Rice (Oct 27, 2018)
TD Receptions	3	BUSSEY, Rico vs UIW (Sep 08, 2018)
Long Reception	68	BUSSEY, Rico vs Rice (Oct 27, 2018)
Field Goals	4	HEDLUND, Cole vs SMU (Sep 01, 2018)
Long Field Goal	52	HEDLUND, Cole at UTEP (Oct 06, 2018)
Punts	9	KENWORTHY, A. at Arkansas (Sep 15, 2018)
Punting Avg	47.5	KENWORTHY, A. vs Rice (Oct 27, 2018)
Long Punt	68	KENWORTHY, A. vs Louisiana Tech (Sep 29, 2018)
Punts inside 20	5	KENWORTHY, A. at Arkansas (Sep 15, 2018)
	5	KENWORTHY, A. vs Southern Miss (Oct 13, 2018)
Long Punt Return	90	BREWER, Keegan at Arkansas (Sep 15, 2018)
Long Kickoff Return	96	TORREY, DeAndre vs SMU (Sep 01, 2018)
Tackles	14	EJIYA, E.J. at UAB (Oct 20, 2018)
Sacks	2.0	EJIYA, E.J. vs SMU (Sep 01, 2018)
	2.0	HAMILTON, L. at Arkansas (Sep 15, 2018)
	2.0	HAMILTON, L. vs Southern Miss (Oct 13, 2018)
	2.0	EJIYA, E.J. vs Southern Miss (Oct 13, 2018)
Tackles For Loss	3.0	EJIYA, E.J. vs UIW (Sep 08, 2018)
	3.0	EJIYA, E.J. at Arkansas (Sep 15, 2018)
	3.0	GARNER, Brandon at Liberty (Sep 22, 2018)
	3.0	NOVIL, Dion vs Southern Miss (Oct 13, 2018)
Interceptions	2	MUHAMMAD, K. at Arkansas (Sep 15, 2018)
	2	BROOKS, Nate at Arkansas (Sep 15, 2018)

2018 Opponent Team Game Highs

Rushes	48	at UAB (Oct 20, 2018)
Yards Rushing	203	at UAB (Oct 20, 2018)
Yards Per Rush	4.8	vs UIW (Sep 08, 2018)
TD Rushes	3	at UAB (Oct 20, 2018)
Pass attempts	45	at Arkansas (Sep 15, 2018)
Pass completions	30	vs Southern Miss (Oct 13, 2018)
Yards Passing	317	vs Southern Miss (Oct 13, 2018)
Yards Per Pass	10.5	vs SMU (Sep 01, 2018)
TD Passes	2	vs SMU (Sep 01, 2018)
	2	vs Louisiana Tech (Sep 29, 2018)
	2	at UTEP (Oct 06, 2018)
Total Plays	82	at Liberty (Sep 22, 2018)
Total Offense	417	at UTEP (Oct 06, 2018)
Yards Per Play	6.8	at UTEP (Oct 06, 2018)
Points	29	vs Louisiana Tech (Sep 29, 2018)
	29	at UAB (Oct 20, 2018)
Sacks By	5	vs Louisiana Tech (Sep 29, 2018)
First Downs	23	at Liberty (Sep 22, 2018)
Penalties	10	at Arkansas (Sep 15, 2018)
Penalty Yards	99	vs Rice (Oct 27, 2018)
Turnovers	6	at Arkansas (Sep 15, 2018)
Interceptions By	1	vs UIW (Sep 08, 2018)
Punts	9	at Arkansas (Sep 15, 2018)
Punting Avg	47.6	vs SMU (Sep 01, 2018)
Long Punt	76	vs Rice (Oct 27, 2018)
Punts inside 20	5	vs Rice (Oct 27, 2018)
Long Punt Return	17	at UTEP (Oct 06, 2018)

2018 Opponent Individual Game Highs

Rushes	25	BROWN, Spencer, at UAB (Oct 20, 2018)
Yards Rushing	139	Dickens,R., vs UIW (Sep 08, 2018)
TD Rushes	3	BROWN, Spencer, at UAB (Oct 20, 2018)
Long Rush	68	Maleek Williams, at Arkansas (Sep 15, 2018)
Pass attempts	42	ABRAHAM, Jack, vs Southern Miss (Oct 13, 2018)
Pass completions	29	ABRAHAM, Jack, vs Southern Miss (Oct 13, 2018)
Yards Passing	318	ABRAHAM, Jack, vs Southern Miss (Oct 13, 2018)
TD Passes	2	HICKS, Ben, vs SMU (Sep 01, 2018)
	2	SMITH, J'Mar, vs Louisiana Tech (Sep 29, 2018)
	2	METZ, Ryan, at UTEP (Oct 06, 2018)
Long Pass	71	HICKS, Ben, vs SMU (Sep 01, 2018)
Receptions	12	MITCHELL, J., vs Southern Miss (Oct 13, 2018)
Yards Receiving	135	MITCHELL, J., vs Southern Miss (Oct 13, 2018)
TD Receptions	1	WEST, Braeden, vs SMU (Sep 01, 2018)
	1	PROCHE, James, vs SMU (Sep 01, 2018)
	1	FARROW, B.J., at Liberty (Sep 22, 2018)
	1	HARDY, Adrian, vs Louisiana Tech (Sep 29, 2018)
	1	SMITH, Alfred, vs Louisiana Tech (Sep 29, 2018)
	1	FOSTER, Keynan, at UTEP (Oct 06, 2018)
	1	WADLEY, Q., at UTEP (Oct 06, 2018)
	1	WATKINS, Quez, vs Southern Miss (Oct 13, 2018)
	1	CEPHUS, Aaron, vs Rice (Oct 27, 2018)
Long Reception	71	WEST, Braeden, vs SMU (Sep 01, 2018)
Field Goals	5	HALE, Bailey, vs Louisiana Tech (Sep 29, 2018)
Long Field Goal	54	Connor Limpert, at Arkansas (Sep 15, 2018)
Punts	7	SACKVILLE, J., vs SMU (Sep 01, 2018)
	7	FOX, Jack, vs Rice (Oct 27, 2018)
Punting Avg	48.0	HICKS, Ben, vs SMU (Sep 01, 2018)
Long Punt	76	FOX, Jack, vs Rice (Oct 27, 2018)
Punts inside 20	5	FOX, Jack, vs Rice (Oct 27, 2018)
Long Punt Return	17	JUNIEL,Terry, at UTEP (Oct 06, 2018)
Long Kickoff Return	61	THOMAS V, S., at UAB (Oct 20, 2018)
Tackles	14	HOTCHKINS, A.J., at UTEP (Oct 06, 2018)
Sacks	4.0	FERGUSON, J., vs Louisiana Tech (Sep 29, 2018)
Tackles For Loss	4.0	FERGUSON, J., vs Louisiana Tech (Sep 29, 2018)
Interceptions	1	Stewart, Silas, vs UIW (Sep 08, 2018)

2018 Long Plays

15-YARD PLUS PLAYS

Yds	Type	Player(s)	Opponent
96*	KR	TORREY, DeAndre	SMU
90*	PR	BREWER, Keegan	Arkansas
68*	Pass	BUSSEY, Rico from FINE, Mason	Rice
66*	Rush	SMITH, Nic	Liberty
55*	Pass	BUSSEY, Rico from FINE, Mason	UAB
53*	Pass	GUYTON, Jalen from FINE, Mason	Southern Miss
50	Pass	LAWRENCE, M. from FINE, Mason	Rice
46	Pass	GUYTON, Jalen from FINE, Mason	UIW
46	Pass	DARDEN, Jaelon from FINE, Mason	UTEP
44	Rush	TORREY, DeAndre	Rice
43	Pass	DARDEN, Jaelon from FINE, Mason	Liberty
40	Pass	BUSSEY, Rico from FINE, Mason	Rice
38	Pass	BUSSEY, Rico from FINE, Mason	UTEP
37	Pass	SMITH, Kelvin from FINE, Mason	Arkansas
37	Pass	DARDEN, Jaelon from FINE, Mason	Arkansas
36*	Pass	LAWRENCE, M. from FINE, Mason	Louisiana Tech
36*	INT	HALL, Kemon	SMU
36	Pass	DARDEN, Jaelon from FINE, Mason	Arkansas
35*	Pass	BUSSEY, Rico from FINE, Mason	UIW
35	Pass	BUSSEY, Rico from FINE, Mason	Louisiana Tech
34*	Rush	TORREY, DeAndre	Southern Miss
34	KR	TORREY, DeAndre	Louisiana Tech
33	PR	DARDEN, Jaelon	UIW
33	Pass	LAWRENCE, M. from FINE, Mason	Southern Miss
32	Pass	WHITE, Greg from FINE, Mason	Rice
32	Pass	GUYTON, Jalen from FINE, Mason	Southern Miss
31	Pass	SMITH, Kelvin from FINE, Mason	UIW
31	Pass	GUYTON, Jalen from FINE, Mason	Arkansas
31	Pass	DARDEN, Jaelon from FINE, Mason	UAB
30	Pass	EASLY, Loren from FINE, Mason	Louisiana Tech
30	Pass	BUSSEY, Rico from FINE, Mason	UIW
30	Pass	BREWER, Keegan from FINE, Mason	UIW
30	Rush	SMITH, Nic	Louisiana Tech
30	KR	TORREY, DeAndre	Louisiana Tech
29	Pass	GUYTON, Jalen from FINE, Mason	SMU
29	Pass	DARDEN, Jaelon from FINE, Mason	SMU
29	Pass	TORREY, DeAndre from FINE, Mason	Louisiana Tech
29	KR	BREWER, Keegan	UIW
27	Rush	JOHNSON, Evan	Rice
27	Pass	DARDEN, Jaelon from FINE, Mason	SMU
27	INT	ROBINSON, T.	Arkansas
27	Pass	TORREY, DeAndre from FINE, Mason	Arkansas
26	Pass	LAWRENCE, M. from FINE, Mason	UIW
25	Pass	BUSSEY, Rico from FINE, Mason	UTEP
25	KR	BREWER, Keegan+BREWER, Keegan	Louisiana Tech
25	Rush	EASLY, Loren	Liberty
25	PR	DARDEN, Jaelon	UIW
25	Rush	TORREY, DeAndre	UTEP
25	Pass	GUYTON, Jalen from FINE, Mason	UIW
24*	Pass	DARDEN, Jaelon from FINE, Mason	UAB
24	Rush	TORREY, DeAndre	Liberty
24*	INT	HALL, Kemon	Arkansas
24	Rush	EASLY, Loren	Arkansas
23	INT	ROBINSON, T.	Southern Miss
23	Pass	YOUNG, Cudjoe from FINE, Mason	UTEP
23	Rush	EASLY, Loren	Louisiana Tech
23	Pass	BUSSEY, Rico from FINE, Mason	Louisiana Tech
22	Pass	PIRTLE, Jason from FINE, Mason	UIW
22	Pass	BUSSEY, Rico from FINE, Mason	Rice
22*	Pass	BUSSEY, Rico from FINE, Mason	Liberty
22	INT	MUHAMMAD, K.	Arkansas
22	Pass	DARDEN, Jaelon from FINE, Mason	UAB
22	Pass	BUSSEY, Rico from FINE, Mason	SMU
22	Pass	BUSSEY, Rico from FINE, Mason	SMU
21	KR	TORREY, DeAndre	Liberty
21	Rush	TORREY, DeAndre	UTEP
21	KR	TORREY, DeAndre	Louisiana Tech
21	INT	MUHAMMAD, K.	Liberty
20	KR	TORREY, DeAndre	Louisiana Tech
20	Pass	WHITE, Greg from FINE, Mason	Liberty
20*	Rush	SMITH, Nic	UTEP
20	Pass	SMITH, Nic from FINE, Mason	Louisiana Tech
20	Pass	BUSSEY, Rico from FINE, Mason	SMU
20	KR	TORREY, DeAndre	SMU
19	Pass	BUSSEY, Rico from FINE, Mason	UIW
19	Pass	LAWRENCE, M. from FINE, Mason	SMU

LONG PLAYS BY THE NUMBERS

Long Plays By Yards	No.	TD
100+	0	0
90-99	2	2
80-89	0	0
70-79	0	0
60-69	2	2
50-59	3	2
40-49	5	0
30-39	22	4
20-29	40	4

Long Plays By Type	No.	TD
Rushing	12	3
Passing	44	7
Punt returns	3	1
Kick returns	9	1
Interceptions	6	2
Fumble returns	0	0
Other	0	0
TOTAL	74	14

15-YARD PLUS BY PLAYER

Player	No.	TD	R	P	KR	PR	IR	FR
BUSSEY, Rico	22	4	0	21	1	0	0	0
TORREY, DeAndre	20	2	8	4	8	0	0	0
DARDEN, Jaelon	16	2	0	14	0	2	0	0
GUYTON, Jalen	11	4	0	11	0	0	0	0
EASLY, Loren	9	0	7	2	0	0	0	0
SMITH, Nic	6	2	5	1	0	0	0	0
LAWRENCE, M.	6	1	0	6	0	0	0	0
BREWER, Keegan	4	1	0	2	1	1	0	0
SMITH, Kelvin	3	0	0	3	0	0	0	0
HALL, Kemon	2	2	0	0	0	0	2	0
YOUNG, Cudjoe	2	0	0	2	0	0	0	0
MUHAMMAD, K.	2	0	0	0	0	0	2	0
WYCHE, Anthony	2	0	1	0	1	0	0	0
WHITE, Greg	2	0	0	2	0	0	0	0
ROBINSON, T.	2	0	0	0	0	0	2	0
PIRTLE, Jason	1	0	0	1	0	0	0	0
BREWER, Keegan+BRE	1	0	0	0	1	0	0	0
JOHNSON, Evan	1	0	1	0	0	0	0	0
HOSLEY, C.	1	0	0	1	0	0	0	0
SHORTER, Jyaire	1	0	0	1	0	0	0	0
TOTAL	114	18	22	71	12	3	6	0

LONGEST PLAYS OF THE YEAR

- Rushing
 - 66 SMITH, Nic vs Liberty (9/22/2018)
- Rushing Touchdown
 - 66 SMITH, Nic vs Liberty (9/22/2018)
- Passing
 - 68 BUSSEY, Rico from FINE, Mason vs Rice (10/27/2018)
- Passing Touchdown
 - 68 BUSSEY, Rico from FINE, Mason vs Rice (10/27/2018)
- Punt Return
 - 90 BREWER, Keegan vs Arkansas (9/15/2018)
- Kick Return
 - 96 TORREY, DeAndre vs SMU (9/1/2018)
- Interception Return
 - 36 HALL, Kemon vs SMU (9/1/2018)
- Fumble Return
 - 11 MUHAMMAD, K. vs Southern Miss (10/13/2018)
- Punt
 - 68 KENWORTHY, A. vs Louisiana Tech (9/29/2018)
- Field Goal
 - 52 HEDLUND, Cole vs UTEP (10/6/2018)

* touchdown scored on play

2018 Long Plays

Yds	Type	Player(s)	Opponent
19	Pass	DARDEN, Jaelon from FINE, Mason	Rice
19	Pass	YOUNG, Cudjoe from FINE, Mason	UAB
19	Pass	GUYTON, Jalen from FINE, Mason	UIW
19	Rush	EASLY, Loren	Liberty
18*	Pass	DARDEN, Jaelon from FINE, Mason	UTEP
18	Rush	SMITH, Nic	SMU
18	Pass	DARDEN, Jaelon from FINE, Mason	UTEP
18	Pass	LAWRENCE, M. from FINE, Mason	UTEP
18	Rush	TORREY, DeAndre	Rice
18	Rush	EASLY, Loren	Liberty
17	Rush	TORREY, DeAndre	UIW
17	Rush	WYCHE, Anthony	Liberty
17	Rush	TORREY, DeAndre	Rice
17	Pass	BUSSEY, Rico from FINE, Mason	Liberty
17	Rush	EASLY, Loren	Liberty
17	KR	WYCHE, Anthony	Arkansas
17	Pass	BREWER, Keegan from FINE, Mason	SMU
17	Pass	EASLY, Loren from FINE, Mason	Arkansas
17*	Pass	GUYTON, Jalen from FINE, Mason	SMU
17	Pass	BUSSEY, Rico from FINE, Mason	UTEP
17	Pass	HOSLEY, C. from SHANBOUR, Quinn	SMU
17	Pass	TORREY, DeAndre from FINE, Mason	UIW
16	Pass	BUSSEY, Rico from FINE, Mason	UAB
16	Pass	BUSSEY, Rico from FINE, Mason	SMU
16	Pass	BUSSEY, Rico from FINE, Mason	Southern Miss
16	Pass	GUYTON, Jalen from FINE, Mason	Louisiana Tech
16	Pass	DARDEN, Jaelon from FINE, Mason	UAB
16	Rush	SMITH, Nic	Southern Miss
16	Pass	TORREY, DeAndre from FINE, Mason	Southern Miss
15	Rush	EASLY, Loren	Liberty
15	KR	BUSSEY, Rico	Rice
15*	Pass	GUYTON, Jalen from FINE, Mason	SMU
15	Pass	SHORTER, Jyair from MARTIN, Kason	UIW
15	KR	TORREY, DeAndre	Louisiana Tech
15	Pass	BUSSEY, Rico from FINE, Mason	Rice
15	Pass	DARDEN, Jaelon from FINE, Mason	Southern Miss
15*	Pass	GUYTON, Jalen from FINE, Mason	UIW
15	Pass	SMITH, Kelvin from FINE, Mason	SMU

2018 Money Plays

Money plays are defined as plays resulting in first down or a touchdown

MONEY RUSHERS	1st	TD	No.	Att
TORREY, DeAndre	22	10	27	95
EASLY, Loren	21	4	25	74
SMITH, Nic	13	2	13	50
FINE, Mason	5	2	7	29
WYCHE, Anthony	4	0	4	12
JOHNSON, Evan	3	0	3	9
SHANBOUR, Quinn	2	0	2	11
DARDEN, Jaelon	1	0	1	3
TOTALS	71	18	82	294

MONEY RECEPTIONS	1st	TD	No.	Rec
BUSSEY, Rico	34	10	37	55
GUYTON, Jalen	27	4	27	38
DARDEN, Jaelon	22	4	22	36
LAWRENCE, M.	12	1	12	18
SMITH, Kelvin	9	0	9	22
SMITH, Nic	4	1	5	7
TORREY, DeAndre	4	1	5	15
BREWER, Keegan	4	0	4	5
EASLY, Loren	3	0	3	4
CHUMLEY, Caleb	3	0	3	3
WHITE, Greg	3	0	3	5
YOUNG, Cudjoe	3	0	3	7
HOSLEY, C.	2	0	2	3
JOHNSON, Evan	2	0	2	6
PIRTLE, Jason	1	0	1	1
SHORTER, Jyaire	1	0	1	1
TOTALS	134	21	139	229

1ST DOWN MONEY RUSHERS	1st	TD	No.	Att
TORREY, DeAndre	10	3	10	50
EASLY, Loren	6	3	9	43
SMITH, Nic	4	1	4	28
FINE, Mason	2	1	3	17
JOHNSON, Evan	1	0	1	2
DARDEN, Jaelon	1	0	1	2
WYCHE, Anthony	1	0	1	6
SHANBOUR, Quinn	1	0	1	6
TOTALS	26	8	30	158

1ST DOWN MONEY RECEPTIONS	1st	TD	No.	Rec
GUYTON, Jalen	15	3	15	23
BUSSEY, Rico	13	3	14	23
DARDEN, Jaelon	9	1	9	15
SMITH, Kelvin	4	0	4	11
TORREY, DeAndre	4	0	4	10
BREWER, Keegan	2	0	2	2
SMITH, Nic	2	0	2	2
WHITE, Greg	2	0	2	3
LAWRENCE, M.	2	0	2	4
PIRTLE, Jason	1	0	1	1
YOUNG, Cudjoe	1	0	1	5
CHUMLEY, Caleb	1	0	1	1
TOTALS	56	7	57	103

2ND DOWN MONEY RUSHERS	1st	TD	No.	Att
EASLY, Loren	11	1	12	24
TORREY, DeAndre	7	4	10	33
SMITH, Nic	6	1	6	16
WYCHE, Anthony	3	0	3	6
FINE, Mason	1	1	2	9
JOHNSON, Evan	2	0	2	5
SHANBOUR, Quinn	1	0	1	1
TOTALS	31	7	36	101

2ND DOWN MONEY RECEPTIONS	1st	TD	No.	Rec
BUSSEY, Rico	10	2	11	19
GUYTON, Jalen	8	1	8	10
DARDEN, Jaelon	8	2	8	14
LAWRENCE, M.	3	1	3	6
CHUMLEY, Caleb	2	0	2	2
BREWER, Keegan	2	0	2	3
EASLY, Loren	2	0	2	2
YOUNG, Cudjoe	1	0	1	1
TORREY, DeAndre	0	1	1	3
SMITH, Nic	1	0	1	3
SMITH, Kelvin	1	0	1	4
HOSLEY, C.	1	0	1	1
TOTALS	39	7	41	71

3RD DOWN MONEY RUSHERS	1st	TD	No.	Att
TORREY, DeAndre	4	3	6	10
SMITH, Nic	3	0	3	5
EASLY, Loren	2	0	2	5
FINE, Mason	2	0	2	3
TOTALS	11	3	13	29

3RD DOWN MONEY RECEPTIONS	1st	TD	No.	Rec
BUSSEY, Rico	9	3	10	11
LAWRENCE, M.	7	0	7	8
DARDEN, Jaelon	5	1	5	7
GUYTON, Jalen	4	0	4	4
SMITH, Kelvin	4	0	4	7
SMITH, Nic	1	1	2	2
HOSLEY, C.	1	0	1	2
JOHNSON, Evan	1	0	1	4
EASLY, Loren	1	0	1	1
YOUNG, Cudjoe	1	0	1	1
WHITE, Greg	1	0	1	1
TOTALS	35	5	37	50

4TH DOWN MONEY RUSHERS	1st	TD	No.	Att
EASLY, Loren	2	0	2	2
TORREY, DeAndre	1	0	1	2
TOTALS	3	0	3	6

4TH DOWN MONEY RECEPTIONS	1st	TD	No.	Rec
BUSSEY, Rico	2	2	2	2
JOHNSON, Evan	1	0	1	1
SHORTER, Jyaire	1	0	1	1
TOTALS	4	2	4	5

2018 Participation

#	PLAYER	GP-GS	SMU	UIW	AR	LIBERTY	LATECH	UTEP	USM	UAB	RICE
2J	ADEBAYO, Josh	6/-	XXX	XXX	XXX	XXX	XXX	XXX
74	ANTHONY, C.	9/-	XXX	XXX	XXX	XXX	XXX	XXX	XXX	XXX	XXX
56	BRAMMER, Jacob	6/4	XXX	START	XXX	START	START	START
18	BREWER, Keegan	9/-	XXX	XXX	XXX	XXX	XXX	XXX	XXX	XXX	XXX
9	BROOKS, Nate	9/9	START	START	START	START	START	START	START	START	START
8	BUSSEY, Rico	9/9	START	START	START	START	START	START	START	START	START
1E	CHUMLEY, Caleb	9/2	XXX	XXX	XXX	XXX	XXX	START	START	XXX	XXX
95	COLVIN, Caleb	8/1	XXX	XXX	XXX	START	XXX	XXX	XXX	XXX	...
38	CROSBY, Keelan	9/-	XXX	XXX	XXX	XXX	XXX	XXX	XXX	XXX	XXX
1	DARDEN, Jaelon	9/5	XXX	XXX	START	START	START	XXX	XXX	START	START
31	DAVIS, KD	9/-	XXX	XXX	XXX	XXX	XXX	XXX	XXX	XXX	XXX
5	DAVIS, Tyreke	9/7	START	XXX	START	XXX	START	START	START	START	START
3F	DOGGETT, Hayden	5/-	...	XXX	XXX	XXX	XXX	XXX
29	DURHAM, Nate	9/-	XXX	XXX	XXX	XXX	XXX	XXX	XXX	XXX	XXX
23	EASLY, Loren	4/4	START	...	START	START	START
22	EJIYA, E.J.	9/9	START	START	START	START	START	START	START	START	START
34	ENGLISH, Bryce	9/-	XXX	XXX	XXX	XXX	XXX	XXX	XXX	XXX	XXX
3	FAISON, Tim	7/-	XXX	...	XXX	...	XXX	XXX	XXX	XXX	XXX
14	FERNANDES, C.	9/-	XXX	XXX	XXX	XXX	XXX	XXX	XXX	XXX	XXX
6	FINE, Mason	9/9	START	START	START	START	START	START	START	START	START
37	GARNER, Brandon	9/9	START	START	START	START	START	START	START	START	START
2I	GIBBS, Jaxon	1/-	...	XXX
0I	GUYTON, Jalen	9/9	START	START	START	START	START	START	START	START	START
82	HAIR-GRIFFIN, D	3/-	XXX	XXX	XXX
16	HALL, Kemon	7/7	START	START	START	START	START	START	START
2	HAMILTON, L.	9/7	START	START	START	START	START	START	XXX	XXX	START
59	HARRISON, H.	9/-	XXX	XXX	XXX	XXX	XXX	XXX	XXX	XXX	XXX
30	HEDLUND, Cole	9/-	XXX	XXX	XXX	XXX	XXX	XXX	XXX	XXX	XXX
65	HICKSON, Chad	2/-	...	XXX	...	XXX
46	HOSLEY, C.	9/-	XXX	XXX	XXX	XXX	XXX	XXX	XXX	XXX	XXX
1A	JACKSON, Q.	6/-	XXX	XXX	XXX	XXX	XXX	XXX
11	JOHNSON, Cam	9/2	XXX	XXX	XXX	XXX	XXX	START	START	XXX	XXX
7	JOHNSON, Evan	6/-	XXX	XXX	XXX	XXX	XXX	XXX
36	KENWORTHY, A.	9/-	XXX	XXX	XXX	XXX	XXX	XXX	XXX	XXX	XXX
48	KING, Jamie	9/6	START	START	START	START	START	START	XXX	XXX	XXX
32	LAWRENCE, M.	9/5	XXX	XXX	START	START	START	XXX	XXX	START	START
91	LEBLANC, Dayton	3/-	XXX	XXX	XXX
20	LEMASTERS, W.	9/-	XXX	XXX	XXX	XXX	XXX	XXX	XXX	XXX	XXX
40	LINEHAN, Mike	9/-	XXX	XXX	XXX	XXX	XXX	XXX	XXX	XXX	XXX
44	MAKI, Cannon	9/1	XXX	START	XXX	XXX	XXX	XXX	XXX	XXX	XXX
1G	MARTIN, Kason	1/-	...	XXX
79	MAYFIELD, Riley	9/9	START	START	START	START	START	START	START	START	START
52	MCMILLAN, D.	5/-	XXX	...	XXX	...	XXX	...	XXX	...	XXX
47	MOONEY, Ethan	8/-	...	XXX	XXX	XXX	XXX	XXX	XXX	XXX	XXX
39	MOORE, Jameel	9/2	XXX	START	XXX	START	XXX	XXX	XXX	XXX	XXX
13	MORRIS, Alex	8/-	...	XXX	XXX	XXX	XXX	XXX	XXX	XXX	XXX
72	MOSE, Manase	9/9	START	START	START	START	START	START	START	START	START
60	MOSE, Sosaia	8/8	START	...	START	START	START	START	START	START	START
4	MUHAMMAD, K.	9/9	START	START	START	START	START	START	START	START	START
71	MURRAY, Jordan	8/5	START	...	START	XXX	XXX	START	START	START	XXX
97	NOVIL, Dion	9/3	XXX	XXX	XXX	XXX	XXX	XXX	START	START	START
17	OZUGWU, Joe	9/3	XXX	XXX	XXX	XXX	XXX	XXX	START	START	START
64	PARISH, Brian	3/-	XXX	XXX	...	XXX
1J	PEARSON, Cade	1/-	...	XXX
88	PIRTLE, Jason	4/1	START	XXX	XXX	XXX
70	PRESTON III, T.	4/1	XXX	START	XXX	XXX
25	ROBERTS, Jordan	8/-	XXX	XXX	XXX	...	XXX	XXX	XXX	XXX	XXX
24	ROBINSON, T.	8/8	START	START	START	START	START	START	START	START	...
94	SAAFI, Tuulau	5/-	XXX	...	XXX	XXX	XXX	XXX
10	SANDERS, Makyle	9/1	XXX	XXX	XXX	XXX	XXX	XXX	XXX	XXX	START
19	SHANBOUR, Quinn	9/-	XXX	XXX	XXX	XXX	XXX	XXX	XXX	XXX	XXX
83	SHORTER, Jyaire	1/-	...	XXX
0F	SIGGERS, Tre	4/-	XXX	...	XXX	XXX	XXX
3J	SMITH, Dennis	1/-	...	XXX
87	SMITH, Kelvin	9/4	START	START	XXX	XXX	XXX	START	START	XXX	XXX
21	SMITH, Nic	8/1	XXX	XXX	XXX	XXX	XXX	START	START	XXX	...
15	TAUAAALO, T.J.	8/8	START	START	START	START	START	START	START	START	...
1C	TORREY, DeAndre	9/4	XXX	START	XXX	XXX	XXX	START	XXX	START	START
1D	WHITE, Greg	8/-	XXX	...	XXX	XXX	XXX	XXX	XXX	XXX	XXX
4I	WILLIAMS, Zach	1/-	XXX
77	WOODWORTH, Elex	9/9	START	START	START	START	START	START	START	START	START
0D	WYCHE, Anthony	6/-	XXX	XXX	XXX	XXX	XXX	XXX
81	YOUNG, Cudjoe	5/-	...	XXX	XXX	XXX	XXX	XXX
49	YOUNG, Roderick	9/8	START	START	START	XXX	START	START	START	START	START