

2009 OLD DOMINION UNIVERSITY FOOTBALL GAME NOTES

Game Two:
Old Dominion Monarchs (1-0) vs. Virginia Union Panthers (1-1)

Saturday, September 12th, 2009
Foreman Field at S.B. Ballard Stadium • Norfolk, Va.
6:00 p.m. - Kick

Old Dominion Schedule/Results:

Sat.	Sept. 5ChowanW, 36-21
Sat.	Sept. 12	...Virginia Union	...6:00 p.m.
Sat.	Sept. 19	...at Jacksonville	...1:00 p.m.
Sat.	Sept. 26	...Monmouth6:00 p.m.
Sat.	Oct. 3	...at Fordham1:00 p.m.
Sat.	Oct. 10	...Presbyterian6:00 p.m.
Sat.	Oct. 17	...Campbell6:00 p.m.
Sat.	Oct. 24	...at Savannah State	...5:00 p.m.
Sat.	Oct. 31	...Georgetown6:00 p.m.
Sat.	Nov. 7	...N.C. Central2:00 p.m.
Sat.	Nov. 21	...at VMI1:30 p.m.

All home games in **bold** and played at Foreman Field at S.B. Ballard Stadium.

All times eastern and are subject to change.

FOLLOW THE MONARCHS

TELEVISION

None

RADIO

Network:94.1 Star FM
Play-By-Play:Ted Alexander
Color Analyst:Andy Mashaw
Sideline:Demetrius Means
Pre-Game:Rick Kiefner
(Pre-game show held on Tailgate Terrace begins
1 hour prior to kick)

INTERNET

Audio/Video:www.ODUSports.Com
.....(via Monarch All-Access Subscription)
Livestats:www.ODUSports.Com



12th Monarch Stats:
Chowan - Seven Penalties

A RECORD SETTING DAY:

Not only was September 5th a record setting day with the Monarchs playing its first Division I-FCS football game, but it was also a record setting day for sophomore defender Edmon McClam (Coward, S.C.). The 6-6, 260 lbs. defensive lineman set an NCAA Division I record for most blocked PAT's by a single player in a game (FCS or FBS) with three against the Chowan Hawks. The previous FCS record was held by Everette Pedescleaux of Northern Iowa with a pair of blocked extra point attempts against the Delaware Blue Hens on December 1, 2007. Four FBS athletes have blocked two PAT's in a single game (Corey Nelson, Air Force vs. Colorado St., Nov. 11, 2000; Josh Buhl, Kansas St. vs. Syracuse, Dec. 29, 2001; Kareem Bland, Middle Tenn. vs. North Texas, Nov. 23, 2002; Linval Joseph, East Carolina vs. Kentucky, Jan. 2, 2009) but never three. McClam's blocking prowess also ties the FCS record for combined block kicks in a game (includes blocked punts, PATs, FGs). The last time an FCS student-athlete blocked three kicks of any type in one game was Brandon Tinson of Colgate vs. Towson on Sept. 30, 2000 (all three were punts).

IT'S ALL IN THE LEGS:

Redshirt freshman punter Jonathan Plisco (Newport News, Va.) currently leads the nation in punting averaging 51.25 yards per punt. Plisco totaled 205 yards against the Hawks last Saturday, with three of his four punts inside the 20. His longest kick was 61 yards. As a team, the Monarchs rank fourth in the nation in the category.

Kicker Drew Hareza (McDonald, Pa.) totaled 18 of the Monarchs' 36 points against Chowan with five field goals and three extra points. The redshirt freshman is currently tied for first in the nation in scoring and field goals. His five field goals that went through the uprights in the first two quarters ties the FCS record for field goals in a half (Dean Biasucci, Western Caro. vs. Mars Hill, Sept. 18, 1982 (1st); Tony Zendejas, Nevada vs. Northern Ariz., Oct. 16, 1982 (2nd); Ryan Weeks, Tennessee Tech vs. Chattanooga, Sept. 9, 1989 (2nd).)

SATURDAY, SEPT. 12th - What's Going On:

- 2 p.m. - Parking lots open for football game
- 3 p.m. - Kaufman Mall opens for activities including alumni tent, student tent, athletic promotions tent, live music, food and beverages for sale.
- 3:40 p.m. - Monarch March - ODU football team walks through Kaufman Mall en route to stadium
- 4 p.m. - Monarch Maniacs admitted to stadium
- 4:30 p.m. - Stadium gates open
- 5:15 p.m. - Marching Monarchs, cheerleaders, dance team and Big Blue perform on Kaufman Mall and then march into stadium
- 5:40 p.m. - Marching Monarchs pre-game performance in stadium
- 6:00 p.m. - Kick-off - Old Dominion vs. Virginia Union
- Post Game - "5th quarter" - Marching Monarchs performance in stadium
- Parking lots close 90 minutes after the game.

TALE OF THE TAPE:



VS.



TEAM:

36.0	Scoring	25.5
21.0	Scoring Defense	9.5
175	Rushing	156.0
19	Rushing Defense	72.5
5.1	Avg./Rush	4.9
2	Rush TDs	1
12-22-0	Comp. - Att. - Int.	58-31-1
145	Passing	179.0
322	Passing Defense	209.0
1	Pass TDs	4
320	Total Offense	225.0
341	Total Defense	281.5
5.7	Tot. Off/Play	670/122
41.2	Kickoff Return Avg.	12.6
3-56	Interceptions By	1-30
21:45	Time of Possession	27:25
3/14 (21%)	3rd-Down Conv.	15-29 (52%)
1/2 (50%)	4th-Down Conv.	0-3 (0.0%)
5-42	Sacks By-Yards	4-19
5-7 (71%)	Field Goals - Att.	1-1
3-3 (100%)	PATs - Attempts	6-6 (100%)

INDIVIDUAL

<u>Thomas DeMarco (123.0)</u>	Passing Yards	<u>Noel Alexander (135.5)</u>
<u>Thomas DeMarco (1)</u>	Passing TDs	<u>Noel Alexander (2)</u>
<u>Jamar Parham (105.0)</u>	Rushing Yards	<u>Tarain Donaldson (103.0)</u>
<u>Jamar Parham (2)</u>	Rushing TDs	<u>Tarain Donaldson (1)</u>
<u>Reid Evans (6)</u>	Receptions	<u>Jos Jean-Pierrer (49.5)</u>
<u>Reid Evans (93.0)</u>	Receiving Yards	<u>Jos Jean-Pierre (99)</u>
<u>Marquel Thomas (1)</u>	Receiving TDs	<u>Michael Hampton (2)</u>
<u>Donald Smith/Mychael McJunkins (8)</u>	Tackles	<u>Hurley Hemphill (18.5)</u>
<u>Andrew Turner (1.5)</u>	Sacks	<u>Four with (1)</u>
<u>A.T. Aoelua/Chad King (2)</u>	Tackles For Loss	<u>Cedric Simmons/Adidi Arrington (2)</u>
<u>Three with (1)</u>	Interceptions	<u>Stephen Johnson (1)</u>
<u>Reid Evans (93.0)</u>	Punt Return Avg.	<u>Martin House (33.2)</u>
<u>Mario Crawford (49.5)</u>	Kick Return Avg.	<u>Stephen Velasquez (56.5)</u>

ABOUT VIRIGINIA UNION:

- ◆ Division II Virginia Union enters Foreman Field at S.B. Ballard Stadium at 1-1. The Panthers dropped their 2009 season opener, 19-6, to East Stroudsburg, but rebounded with a 45-0 blanking of Central State on Sunday.
- ◆ It will be back-to-back road games for the Panthers after taking on Central State in Dayton, Ohio on Sunday, the day after the Monarchs' 36-21 victory over Chowan.
- ◆ The Panthers finished 2008 at 5-5 overall and 3-4 in the CIAA, placing fifth.
- ◆ Head coach Michael Bailey, a 1986 Virginia Union graduate, begins his first year at the helm of the Panther program.
- ◆ Virginia Union squared off against Chowan last season with the Panthers taking a 51-28 victory in Murfreesboro.
- ◆ In the air, junior quarterback Noel Alexander is averaging 135.5 yards per game having completed 21-of-2 attempts with two touchdowns and only one interception.
- ◆ On the ground, senior running back and Virginia Beach native Tarai Donaldson is running an average of 103 yards a game, including a touchdown against Central State this past Sunday.
- ◆ Sophomore wide receiver Jos Jean-Pierre leads the receiving corps with eight receptions averaging 49.5 yards per contest. Senior receiver Michael Hampton has caught a pair of touchdowns on four of his catches this season.
- ◆ Defensively, the Panthers are led by Hurley Hemphill. The 6-1, 240 lbs. senior linebacker has totaled 18.5 tackles in the first two games of the year.

QUICK FACTS:

SCHOOL INFORMATION:

Name of School:Old Dominion University
City, Zip:Norfolk, Va. 23529-0201
Founded:1930
 (as the Norfolk Division of the College of William & Mary)
Enrollment:22,287
Nickname:Monarchs
School Colors:Slate Blue, Sky Blue, & Silver
Stadium Name:Foreman Field
Capacity:19,782
Surface:Astroturf GameDay Grass 3D
Affiliation: NCAA Division I Championship Subdivision
Conference: ..Independent (Joining the CAA in 2011)
President:John Broderick (Northeastern)
Athletic Director:
Dr. Jim Jarrett (Southern Illinois-Carbondale '59)

COACHING INFO:

Head Coach:Bobby Wilder (Maine '87)
Record at ODU:(1-0) 1st season
Overall Record:(1-0) 1st season

Assistant Coaches:

Asst. Head Coach/Recruiting Coordinator/Defensive Backs:
Chip West (Livingstone '93)
Offensive Coordinator/Offensive Line:
Brian Scott (Maine '00)
Defensive Coordinator/Linebackers:
Andy Rondeau (Syracuse '91)
Defensive Line: ...Deaton Cotton (East Carolina '95)
Wide Receivers/Tight Ends:
Keita Malloy (Delaware '95)
Running Backs / Special Teams:
Michael Zyskowski (Maine '06)
Defensive Backs:Zohn Burden (VMI '06)
Quarterbacks:Ron Whitcomb (Maine '06)

TEAM INFORMATION:

2008 Record:N/A
2008 Conference Record:N/A
Basic Offense:Spread
Basic Defense:4-3
Letterwinners Returning/Lost:N/A
Starters Returning/Lost:N/A

SPORTS INFORMATION:

Sports Information Director:Carol Hudson
Associate Directo (FB Contact): ..Kimberly Zivkovich
Assistant Director:Rob Silsbee
Assitant Director:Dustin Semanovick
Sports Information Main Phone:(757) 683-3372
Zivkovich Direct Line:(757) 683-5520
SID Fax:(757) 683-3119
Zivkovich Cell Phone:(757) 617-7757
Zivkovich Email:kzivkovi@odu.edu
ODU Website:www.odusports.com
Press Row Phone:TBA
SID Address:Athletic Admin. Bldg.
Norfolk, VA 23529

THE FIRSTS:

- ◆ First Play:T.J. Coward 45-yard return off kickoff
- ◆ First Rush:Thomas DeMarco, no gain
- ◆ First Rush for gain: Jamar Parham, 3-yard rush
- ◆ First Pass:Thomas Demarco to Reid Evans, 25-yards
- ◆ First First Down: Thomas Demarco to Reid Evans, 25-yards on 2-and-10
- ◆ First Tackle:A.T. Aoelua, Donald Smith
- ◆ First Solo Tackle:Chris Burnette
- ◆ First Field Goal:Drew Hareza, 39-yards
- ◆ First Touchdown: Maquel Thomas, 50-yard pass from Thomas DeMarco
- ◆ First PAT:Drew Hareza
- ◆ First Fumble Recovery:Devon Simmons
- ◆ First Blocked Kick:Edmon McClam

MONARCH MOMENTS:

The Monarchs made history on September 5th when a three-year dream became a reality. On May 31, 2006, the ODU board of visitors voted to add football and 1,293 days later, the Monarchs kicked off its first season of Division I FCS play. ODU has an 11-game schedule, including seven home dates at the \$24.8 million renovated Foreman Field at S.B. Ballard Stadium. The schedule is a mix of both D-II and D-I FCS opponents to help the Monarchs transition into not only its first year of football, but also to get ready for entering the Colonial Athletic Association (CAA) in 2011.

69 YEARS IN THE MAKING:

Old Dominion last fielded a football team in 1940, back when the school was known as the Norfolk Division of the College of William & Mary. Then known as the Braves, the Norfolk Division had its first football game on Sept. 26, 1930 and was then disbanded in 1940. On June 21, 2005 by a 14-0 vote, the ODU board of visitors approved a plan that would see NCAA Div. I-AA (now known as FCS) football played at a remodeled Foreman Field provided that:

- ◆ A consultant's report indicating community support for a program.
- ◆ The acquisition of land to meet practice and other athletic needs
- ◆ Pledges of at least \$8 million for a football endowment

TOUGHEST TICKET IN TOWN:

Response for Monarch football has been overwhelming:

- ◆ 14,377 season tickets sold with season ticket applications made available in Feb. 2008.
- ◆ The school had to unfortunately turn away 296 season ticket orders for a total of 1,065 season tickets due to demand.
- ◆ The ODU student ticket allotment of just under 4,000 tickets were all distributed in three days. Over 1,200 ODU students were in line when distribution began on Monday, August 24th at 8 a.m. and over 2,500 student tickets were handed out on the first day. By Tuesday night, only approximately 100 student tickets were available.

TOP IN THE COUNTRY?:

Should the Monarchs sellout every game this season, Old Dominion could be top five in FCS attendance in the country in its first year of play.

Rank	School	Games:	Average:
1.	Appalachian State	8	25,161
2.	Montana	9	23,923
3.	Delaware	6	21,609
4.	Jackson St.	4	21,263
5.	Ga. Southern	6	18,168
6.	N. Dakota St.	6	18,032
7.	Harvard	5	17,360
8.	Southern U.	4	16,323
9.	Tennessee St.	5	15,444
10.	James Madison	9	15,362

STARTING FOOTBALL:

Here is a look at schools that have started football programs over the last few years:

School	FCS/FBS	Year Started:	Record First Season:
Bryant	FCS	1998	2-5
Campbell	FCS	2008	0-8
Coastal Carolina	FCS	2003	6-5
Jacksonville	FCS	1998	4-5
Robert Morris	FCS	1994	7-1
FIU	FBS	2002	5-6
Florida Atlantic	FBS	2001	4-6
South Florida	FBS	1997	5-6

ADDING FOOTBALL:

The following schools are adding football in the next few years:

School	FCS/FBS	Conference	Year Starting:
Georgia State	FCS	CAA	2010
Lamar	FCS	Southland	2010
UT-San Antonio	FCS	Southland	2011
Charlotte	FCS	TBA	2013
South Alabama	FCS	Independent	2012
	FBS	Sun Belt	2013


COACHING MATCH-UP:



Old Dominion:

Bobby Wilder
Maine '87

Overall Record: 1-0 (1st season)
Record at ODU: 1-0 (1st season)



Chowan:

Michael Bailey

Overall Record: 1-1 (1st season)
Record at Chowan: 1-1 (1st season)

CAPTAINS:



◆ # 71 **TOBIN CAMERON**
Healdsburg, Calif.
Offensive Line
Junior
Major: Undecided



◆ # 14 **DREW HAREZA**
McDonald, Pa.
Kicker
Redshirt Freshman
Major: Business



◆ # 93 **CHAD KING**
Springfield, Va.
Defensive Line
Redshirt Sophomore
Major: Business Marketing



◆ # 12 **CRAIG WILKINS**
Washington, D.C.
Defensive Back
Redshirt Freshman
Major: Sports Management

THE MONARCH COACHES :



Chip West
Asst. Head Coach/
Recruiting Coord./
Defensive Backs



Brian Scott
Offensive Coord./
Offensive Line



Andy Rondeau
Defensive Coord./
Linebackers



Dealton Cotton
Defensive Line



Keita Malloy
Wide Receivers/
Tight Ends



Michael Zyskowski
Running Backs/
Special Teams



Zohn Burden
Defensive Backs



Ron Whitcomb
Quarterbacks

PRO-NUN-C-A-TIONS

- 3 Marquel Thomas - (Mar-kwell)
- 6 Alex Aran - (A-ran)
- 8 Marvin Bryant - nickname Trey
- 9 Desmond Williams - nickname: D.D.
- 14 Drew Hareza - (Har-zuh)
- 16 Fred Credle - (cree-del)
- 24 A.T. Aoelua - (ah - lou - yah)
- 26 Josh Asare - (A-sorry)
- 36 Jake Sweedyk - (Swee-dyke)
- 38 Benjamin Knerr - (N-err)
- 42 Brady Travers - (Tray - vers)
- 48 Joe Cochrane - (Cock-ran)
- 49 Steven Schesventer - (Shez-ven-ter)
- 73 Jack Lowney - (Lown-knee)
- 79 Logo Maluia - (Mal-a-we-ah)
- 88 Matt Carrillo - (Ca-ree-yo)
- 97 Edmon McClam - nickname: Eddie
- 99 Andrew Slebonick - (Slu-bon-ick)

2009 ODU Football Roster (Alphabetical)

No.	Name	Pos
37	Gerald Anderson	LB
24	A.T. Aoelua	LB
6	Alex Arain	WR
95	Nate Barnes	DL
66	Alex Bell	OL
83	Kai Blanco	TE
41	Daniel Brian	LB
8	Marvin "Trey" Bryant	WR
90	Chris Burnette	DL
71	Tobin Cameron	OL
70	Brandon Carr	OL
69	Blake Cornalino	OL
88	Matt Carrillo	TE
48	Joe Cochrane	TE
51	Michael Colbert	LB
53	Devin Coleman	DL
11	Bobby Cooper	QB
47	Andrew Council	LB
22	T.J. Cowart	DB
54	Jeff Crawford	DL
25	Mario Crawford	RB
16	Fred Credle	DB
92	Tyler Damato	DL
19	Rudy Daniel	DB
46	John Darr	LB
5	Carlos Davis	WR
17	Thomas DeMarco	QB
35	Xavier Duckett	LB
57	Robbie Duncan	OL
89	James Edwards	TE
4	Reid Evans	WR
96	Jason Fuller	DL
59	Shantea Green	DL
14	Drew Hareza	K
81	Daniel Harvey	WR
58	Jeremy Hensley	OL
94	Justin Hill	DL
84	Dorian Jackson	WR
76	Ryan Jensen	OL
98	Alex Johnson	DL
30	Marquis Johnson	DB
86	Jamal Johnson	WR

2009 Old Dominion University Football Roster (Numerical)

No.	Name	Pos.	Cl.	Ht.	Wt.	Hometown/High School/Transfer
1	Ricky Nichols	DB	Fr.-r	5-11	170	Norfolk, Va./Maury
2	Tommy Reamon	QB	Fr.-r	6-2	220	Newport News, Va. /Gloucester
3	Marquel Thomas	WR	Fr.	6-3	175	Va. Beach, Va./Bayside/North Carolina Tech
4	Reid Evans	WR	Fr.-r	5-10	170	Hampton, Va./Phoebus
5	Carlos Davis	WR	Fr.-r	5-10	160	Ft. Washington, Md./Friendly
6	Alex Arain	WR	Fr.-r	6-4	195	Virginia Beach, Va./Kempsville
7	Nick Mayers	WR	Fr.-r	5-7	170	Virginia Beach, Va./Landstown
8	Marvin "Trey" Bryant	WR	Fr.-r	6-1	215	Pikesville, Md./Pikesville Senior
9	Desmond Williams	RB	Fr.-r	5-11	190	Windsor, N.C./Bertie
10	Devon Simmons	DB	Fr.-r	6-2	190	Newport News, Va./Denbigh
11	Bobby Cooper	QB	Fr.-r	6-3	210	Davidsonville, Md./South River
12	Craig Wilkins	DB	Fr.-r	6-1	200	Washington, D.C./H.D. Woodson
13	Marcus Lee	P	Fr.	6-1	175	Wilmington, N.C./Hoggard
14	Drew Hareza	K	Fr.-r	6-0	205	McDonald, Pa./South Fayette
15	Dan Pitts	QB	Fr.-r	6-5	215	Virginia Beach, Va./Ocean Lakes
16	Fred Credle	DB	Fr.-r	5-11	170	Chesapeake, Va./Deep Creek
17	Thomas DeMarco	QB	So.-r	5-11	205	Palm Desert, Calif. /Palm Desert/College of the Desert
18	Donald Smith	DB	Fr.-r	5-11	170	Chesapeake, Va./Indian River
19	Rudy Daniel	DB	Fr.	5-9	160	Baltimore, Md./Woodlawn
20	Mike Mason	DB	Fr.	5-11	165	Suffolk, Va./Kings Fork
21	J.C. Wiggins	RB	Fr.	5-10	185	Richmond, Va./Monacan
22	T.J. Cowart	DB	Fr.-r	5-9	180	Virginia Beach, Va./Ocean Lakes
23	Jamar Parham	RB	Fr.-r	5-7	170	Chesterfield, Va./Matoaca
24	A.T. Aoelua	LB	Jr.	5-8	200	Pago, Pago, America Samoa/Fagaitua/Monterey Peninsula College
25	Mario Crawford	RB	Fr.	5-8	165	Detroit, Mich./Romulus/Fork Union Military Academy
27	Carvin Powell	DB	Fr.	6-1	200	Chesapeake, Va./Great Bridge
28	Markell Wilkins	DB	Fr.	5-8	175	Hampton, Va./Phoebus
29	Patrick Young	DB	Fr.	6-0	185	Va. Beach, Va./Green Run
30	Marquis Johnson	DB	Jr.	5-8	165	San Diego, Calif./Redlands East Valley/Santa Rosa JC
31	Jonathan Plisco	P	Fr.-r	6-0	220	Newport News, Va./Woodside
32	C.J. Reaves	DB	Jr.-r	5-7	175	Sterling, Va./ Dominion/Ferrum
33	Alex McLaughlin	RB	Jr.	5-8	200	Burnsville, Minn./Apple Valley/Ridgewater College
34	J.J. Williams	LB	So.-r	6-2	220	Derby, Kan./Derby/Garden City CC
35	Xavier Duckett	LB	Fr.	6-0	200	Roanoke, Va./Northside
36	Jake Sweedyk	LB	Jr.-r	6-3	205	Walker, Mich./West Catholic/Grand Rapids CC
37	Gerald Anderson	LB	Jr.	6-2	215	Winchester, Va./Handley
38	Benjamin Knerr	P	Fr.-r	6-1	175	Chesapeake, Va./Indian River
40	B.J. McLaughlin	LB	Fr.-r	5-11	205	Columbia, Va./Goochland
41	Daniel Brian	LB	Fr.-r	6-3	205	Virginia Beach, Va./Kempsville
42	Brady Travers	K/P	Fr.	6-3	190	Stafford, Va./Colonial Forge
43	John Michael Sparagna	LB	Fr.-r	6-0	210	Mechanicsville, Va./Atlee
44	Mychael McJunkins	LB	Jr.	6-0	230	Kansas City, Kan./Washington/Independence CC
45	Mateus Porter	LB	Jr.	6-1	220	Pacifica, Calif./Terra Nova/College of San Mateo

No.	Name	Pos.	Cl.	Ht.	Wt.	Hometown/High School/Transfer	No.	Name	Pos
46	John Darr	LB	Fr.	6-0	215	Forestville, Md./Suitland	93	Chad King	DL
47	Andrew Council	LB	So.-r	6-0	185	Newport News, Va. /Denbigh	78	Justin Klingerman	OL
48	Joe Cochrane	TE	Jr.-r	6-1	205	Chesapeake, Va./Western Branch	38	Benjamin Knerr	P
49	Steven Schesventer	LS	Fr.-r	5-8	200	Virginia Beach, Va./Salem	13	Marcus Lee	P
50	Dustin Phillips	LS	So.-r	6-0	220	Woodland, Calif./Woodland /Yuba CC	52	Nikita Logan	LB
51	Michael Colbert	LB	Fr.-r	6-1	215	Fayetteville, N.C./E.E. Smith	85	Chris Lovitt	WR
52	Nikita Logan	LB	Fr.-r	5-10	215	Danville, Va./George Washington	73	Jack Lowney	OL
53	Devin Coleman	DL	Fr.-r	6-4	235	Ashland, Va./Patrick Henry	1	Ricky Nichols	DB
54	Jeff Crawford	DL	Fr.-r	6-0	300	Virginia Beach, Va./Green Run	79	Logo Maluia	OL
55	Erik Saylor	DL	Fr.-r	6-2	265	Ijamsville, Md./Urbana	20	Mike Mason	DB
56	Michael R. Williams	DL	Fr.-r	6-2	210	Norfolk, Va./Norview	7	Nick Mayers	WR
57	Robbie Duncan	OL	Fr.-r	6-4	280	Sterling, Va./Parkview	97	Edmon McClam	DL
58	Jeremy Hensley	OL	So.	6-1	285	La Palma, Calif./Kennedy/Fullerton College	44	Mychael McJunkins	LB
59	Shantea Green	DL	Jr.	6-2	240	Fort Myers, Fla./Lehigh/Northland CC	33	Alex McLaughlin	RB
63	Charles Walls	OL	Fr.-r	6-2	280	Virginia Beach, Va./Tallwood	40	B.J. McLaughlin	LB
65	Perry Owens	OL	Fr.	6-3	275	Edenton, N.C./John A. Holmes	72	Patrick McNichols	OL
66	Alex Bell	OL	Fr.	6-5	260	Houston, Del./Milford	75	Bryan Morrison	OL
69	Blake Cornalino	OL	Jr.	6-2	275	Upland, Calif./Upland/Mt. San Antonio College	65	Perry Owens	OL
70	Brandon Carr	OL	Fr.	6-2	280	Chesapeake, Va./Western Branch/Fork Union	23	Jamar Parham	RB
71	Tobin Cameron	OL	Jr.	6-4	275	Healdsburg, Calif./Healdsburg/Santa Rosa JC	50	Dustin Phillips	LS
72	Patrick McNichols	OL	Fr.	6-4	285	Roaknoke, Va./Lord Botetourt	15	Dan Pitts	QB
73	Jack Lowney	OL	Fr.	6-4	260	Narberth, Pa./Archbishop Carroll	31	Jonathan Plisco	P
75	Bryan Morrison	OL	Fr.-r	6-2	280	Ashburn, Va./Broad Run	45	Mateus Porter	LB
76	Ryan Jensen	OL	Jr.	6-4	285	Petaluma, Calif./Petaluma/Santa Rosa JC	27	Carvin Powell	DB
78	Justin Klingerman	OL	Jr.	6-3	280	Valley Center, Calif./Valley Center/Palomar College	2	Tommy Reamon	QB
79	Logo Maluia	OL	Jr.-r	6-3	295	Pacifica, Calif./Terra Nova/College of San Mateo	32	C.J. Reaves	DB
80	Michael E. Williams	WR	Fr.-r	5-10	175	Manassas, Va./Forest Park	55	Erik Saylor	DL
81	Daniel Harvey	WR	Jr.-r	6-0	185	Bridgewater, Va./Turner Ashby/James Madison	49	Steven Schesventer	LS
82	Monty Smalley	WR	Fr.	5-11	160	Richmond, Va./Douglas Freeman	10	Devon Simmons	DB
83	Kai Blanco	TE	Fr.-r	6-3	230	Alexandria, Va./Mount Vernon	99	Andrew Slebonick	DL
84	Dorian Jackson	WR	Fr.-r	5-10	180	Colonial Heights, Va./Matoaca	82	Monty Smalley	WR
85	Chris Lovitt	WR	Fr.-r	5-9	190	Stafford, Va./Colonial Forge	18	Donald Smith	DB
86	Jamal Johnson	WR	Jr.	6-3	170	Virginia Beach, Va./Bayside/Glendale CC	43	John Michael Sparagna	LB
88	Matt Carrillo	TE	Jr.-r	6-4	250	La Mirada, Calif./St. Paul/Mt. San Antonio College	36	Jake Sweedyk	LB
89	James Edwards	TE	So.-r	6-3	230	Virginia Beach, Va./Landstown	3	Marquel Thomas	WR
90	Chris Burnette	DL	Fr.-r	6-4	270	Randallstown, Md./Gilman School	42	Brady Travers	K/P
91	Andrew Turner	DL	Fr.-r	6-3	245	Virginia Beach, Va./Kellam	91	Andrew Turner	DL
92	Tyler Damato	DL	Fr.-r	6-1	220	Virginia Beach, Va./Landstown	63	Charles Walls	OL
93	Chad King	DL	So.-r	6-3	245	Springfield, Va./Mount Vernon/Ohio Dominican	21	J.C. Wiggins	RB
94	Justin Hill	DL	So.-r	6-5	250	Midlothian, Va./Manchester	12	Craig Wilkins	DB
95	Nate Barnes	DL	Fr.	6-5	230	Newport News, Va./Heritage	28	Markell Wilkins	DB
96	Jason Fuller	DL	Sr.	6-5	265	Va. Beach, Va./Kempsville/Virginia	9	Desmond Williams	RB
97	Edmon McClam	DL	Jr.	6-6	260	Coward, S.C./Lake City/Louisburg College	34	J.J. Williams	LB
98	Alex Johnson	DL	Fr.	6-3	210	New Canton, Va./Buckingham County/Fork Union	80	Michael E. Williams	WR
99	Andrew Slebonick	DL	Fr.-r	6-5	245	Stafford, Va./North Staffor	56	Michael R. Williams	DL
							29	Patrick Young	DB

2009 Old Dominion University Football Two-Deep

OFFENSE					DEFENSE							
TE	88	<u>Matt Carrillo</u>	Jr-r.	6-3	250	END	93	<u>Chad King</u>	So-r.	6-3	245	
	89	<u>James Edwards</u>	So-r.	6-3	230		99	<u>Andrew Slebonick</u>	Fr-r.	6-5	245	
LT	71	<u>Tobin Cameron</u>	Jr.	6-4	275	NOSE	90	<u>Chris Burnette</u>	Fr-r.	6-4	270	
	57	<u>Robbie Duncan</u>	Fr-r.	6-4	280		55	<u>Erik Saylor</u>	Fr-r.	6-2	265	
LG	69	<u>Blake Cornalino</u>	Jr.	6-2	275	TACKLE	97	<u>Edmon McClam</u>	Jr.	6-6	260	
	70	<u>Brandon Carr</u>	Fr.	6-2	280		96	<u>Jason Fuller</u>	Sr.	6-5	255	
C	58	<u>Jeremy Hensley</u>	So.	6-1	285	STUD (DE)	91	<u>Andrew Turner</u>	Fr-r.	6-3	245	
	63	<u>Charles Walls</u>	Fr-r.	6-2	280		59	<u>Shantea Green</u>	Jr.	6-2	240	
RG	75	<u>Bryan Morrison</u>	Fr-r.	6-2	270	ROVER (LB)	24	<u>A.T. Aoelua</u>	Jr.	5-8	200	
	78	<u>Justin Klingerman</u>	Jr.	6-3	280		36	<u>Jake Sweedyk</u>	Jr-r.	6-3	205	
RT	76	<u>Ryan Jensen</u>	Jr.	6-4	285	MIKE (LB)	45	<u>Mateus Porter</u>	Jr.	6-1	230	
	57	<u>Robbie Duncan</u>	Fr-r.	6-4	280		51	<u>Michael Colbert</u>	Fr-r.	6-1	215	
QB	17	<u>Thomas DeMarco</u>	So-r.	5-11	205	BACKER (LB)	44	<u>Mychael McJunkins</u>	Jr.	6-0	230	
	11	<u>Bobby Cooper</u>	Fr-r.	6-3	210		(LB)	40	<u>B.J. McLaughlin</u>	Fr-r.	5-11	215
	15	<u>Dan Pitts</u>	Fr-r.	6-5	215		22	<u>T.J. Cowart</u>	Fr-r.	5-9	180	
RB	23	<u>Jamar Parham</u>	Fr-r.	5-7	170	28	<u>Markell Wilkins</u>	Fr.	5-8	175		
	25	<u>Mario Crawford</u>	Fr.	5-8	165	SS	12	<u>Craig Wilkins</u>	Fr-r.	6-1	210	
							27	<u>Carvin Powell</u>	Fr.	6-1	200	
WR	85	<u>Chris Lovitt</u>	Fr-r.	5-9	190	FS	10	<u>Devon Simmons</u>	Fr-r.	6-2	190	
	7	<u>Nick Mayers</u>	Fr-r.	5-7	170		18	<u>Donald Smith</u>	Fr-r.	5-11	170	
WR	4	<u>Reid Evans</u>	Fr-r.	5-10	170	RC	1	<u>Ricky Nichols</u>	Fr-r.	5-11	170	
	6	<u>Alex Arain</u>	Fr-r.	6-4	195		19	<u>Lee Daniel</u>	Fr.	5-9	160	
WR	3	<u>Marquel Thomas</u>	Fr.	6-3	175							
	9	<u>Desmond Williams</u>	Fr-r.	5-11	190							

Specialists

PK	14	<u>Drew Hareza</u>	Fr-r.	6-0	205	KR	22	<u>T.J. Cowart</u>	Fr-r.	5-9	180
	38	<u>Ben Knerr</u>	Fr-r.	6-1	175		82	<u>Monty Smalley</u>	Fr.	5-11	160
P	31	<u>Jonathan Plisco</u>	Fr-r.	6-0	220	PR	4	<u>Reid Evans</u>	Fr-r.	5-10	170
	17	<u>Thomas DeMarco</u>	So-r.	5-11	205		22	<u>T.J. Cowart</u>	Fr-r.	5-9	180
H	15	<u>Dan Pitts</u>	Fr-r.	6-5	215	LS	50	<u>Dustin Phillips</u>	So-r.	6-0	220
	11	<u>Bobby Cooper</u>	Fr-r.	6-3	210		49	<u>Steven Schesvener</u>	Fr-r.	5-8	200

2009 Virginia Union Football Roster (Alphabetical)

<u>No.</u>	<u>Name</u>	<u>Cl.</u>
53	Dominique Anderson	Fr.
42	Adidas Arrington	So.
95	Daniel Ball	Fr.
91	Caesar Burton	So.
46	David Cheeseboro	Fr.
20	Christian Clark	Fr.
07	Enrique Cox	Sr.
29	Najee Curry	Fr.
94	Cory Dickerson	Fr.
06	Tarian Donaldson	Sr.
47	Ja'mir Drakeford	Fr.
92	Gary Dukes	So.
66	Jerome Dunbar	Sr.
77	Fred Eubanks	Jr.
64	Chris Falls	Sr.
35	Michael Fowlkes	Fr.
09	Cheikh Gadiaga	Jr.
31	Antonio Gilchrist	So.
40	Michael Green	Jr.
86	Brian Gurley	Fr.
17	Mario Hall	Sr.
84	Leroy Harmon	So.
81	Antonio Harris	So.
93	Josef Harrison	Rf.
30	Marcus Hasket	Fr.
34	Michael Hassell	So.
51	Hurley Hemphill	So.
12	Cheston Hickman	So.
45	Zach Hope	Jr.
19	Martin House	Jr.
82	Yanaton Houston	Sr.
58	Benjamin Huchinson III	Fr.
88	Kentrell Jackson	Fr.
01	Joseph Jean-Pierre	So.
54	Stephen Johnson	Sr.
56	Marques Johnson	Jr.
71	Joesph Johnson	Sr.
03	Noel Johnson-Alexandre	Jr.
55	Julian King	Fr.
43	Terrance Koen II	Fr.

2009 Virginia Union Football Roster (Numerical)

<u>No.</u>	<u>Name</u>	<u>Cl.</u>	<u>Pos.</u>	<u>Ht.</u>	<u>Wt.</u>	<u>Hometown/High School/Transfer</u>
01	Joseph Jean-Pierre	So.	WR	6-2	220	Richmond, VA/Hampton University
02	Ashton Sykes	Fr.	DB	6-2	185	Hannover, MD/Lockawanna College
03	Noel Johnson-Alexandre	Jr.	QB	6-4	230	San Mateo, CA/De Anza Junior College
04	Barrington Miles	So.	DB	5-11	176	Upper Marlboro, MD
05	Joshua Pope	Sr.	LB	6-2	245	Philadelphia, PA
06	Tarian Donaldson	Sr.	RB	5-9	200	Virginia Beach, VA
07	Enrique Cox	Sr.	DB	5-11	185	Virginia Beach, VA/Northwestern Univ.
09	Cheikh Gadiaga	Jr.	TE	6-5	--	Alexandria, VA/ Hudson Valley C.C.
11	Andre Winston II	Jr.	WR	6-3	180	Baltimore, MD
12	Cheston Hickman	So.	QB	6-0	195	Columbia, SC
14	Robert Moore III	Sr.	DB	6-0	199	Roanoke Rapids, NC
15	Stephen Velasquez	Fr.	K	6-0	180	Haw River, NC
16	Jerell Washington	Fr.	RB	5-8	180	Fort Peirce, FL
17	Mario Hall	Sr.	LB	5-11	210	Chesapeake, VA
18	Aris McGlone- English	Fr.	QB	6-2	205	Hampton, VA
19	Martin House	Jr.	K/P	5-11	190	Spring Valley, CA/Grossmont College
20	Christian Clark	Fr.	SS	5-10	190	Washington, D.C.
21	David Taylor	Fr.	DB	5-9	180	Apopka, FL
22	Andre LeBlanc	Jr.	DB	6-1	205	Lithonia, GA
23	Fletcher Redd	Fr.	DB	6-0	185	Riverdale, GA
24	Terrence Rennie	Fr.	DB	5-10	180	Fairburn, GA
25	Christopher Smith	Jr.	RB	5-9	180	Albermarle, NC
26	Alexander Stevens	Fr.	RB	5-10	200	Chester, VA
27	Derrick Parker	Jr.	DB	6-2	195	Delray Beach, FL/Carson-Newman
28	Brandon Nash	Jr.	LB	6-2	220	Chester, SC
29	Najee Curry	Fr.	RB	5-9	180	Newport News, VA
30	Marcus Hasket	Fr.	DB	5-11	170	Hampton, VA
31	Antonio Gilchrist	So.	FS	6-1	190	Virginia Beach, VA/TCC- Louisville
32	Brian Smith	Fr.	DB	6-0	175	Portsmouth, VA
33	Trevon Winston	Fr.	RB	5-8	160	Baltimore, MD
34	Michael Hassell	So.	RB	6-0	195	Oklahoma City, OK
35	Michael Fowlkes	Fr.	DB	5-9	195	Meherrin, VA
36	Demetrice Pearson	So.	FB	6-2	265	Winnsboro, SC
38	Terry Shepard	Fr.	FB	5-9	270	Newport News, VA
39	Wesley Queen	Jr.	FB	6-0	260	Conshohocken, PA
40	Michael Green	Jr.	FB	5-11	260	Kannapolis, NC /Methodist University
41	Damon Ramsey III	Fr.	DB	5-10	195	Lanham, MD
42	Adidas Arrington	So.	LB	6-1	215	Norfolk, VA
43	Terrance Koen II	Fr.	LB	6-0	195	Bowie, MD
44	Arnold White	Jr.	TE	6-3	250	Woodbridge, VA
45	Zach Hope	Jr.	DE/ LB	5-11	240	Long Beach, CA/ Chaffey College
46	David Cheeseboro	Fr.	DB	6-0	170	Orangeburg, SC
47	Ja'mir Drakeford	Fr.	DB	5-9	185	East Orange, NJ
50	Cedric Simmons	Sr.	DL	6-3	250	Ladson, SC /Newberry College

<u>No.</u>	<u>Name</u>	<u>Cl.</u>	<u>No.</u>	<u>Name</u>	<u>Cl.</u>	<u>Pos.</u>	<u>Ht.</u>	<u>Wt.</u>	<u>Hometown/High School/Transfer</u>
22	Andre LeBlanc	Jr.	51	Hurley Hemphill	So.	LB	6-2	240	Kannapolis, NC
18	Aris McGlone- English	Fr.	52	Michael Walker Jr.	Fr.	LB	6-2	230	Newport News, VA
04	Barrington Miles	So.	53	Dominique Anderson	Fr.	LB	6-1	235	Fredricksburg, VA
70	David Mims	Jr.	54	Stephen Johnson	Sr.	LB	6-2	235	Fredricksburg, VA
14	Robert Moore III	Sr.	55	Julian King	Fr.	OL	6-4	315	Bowie, MD
28	Brandon Nash	Jr.	56	Marques Johnson	Jr.	DL	6-2	275	Philadelphia, PA
57	John Noble	Fr.	57	John Noble	Fr.	OL	5-10	275	Cleveland, OH
27	Derrick Parker	Jr.	58	Benjamin Huchinson III	Fr.	LB	6-2	220	Odenton, MD
80	Matias Parker	Fr.	64	Chris Falls	Sr.	OL	6-6	285	Los Angeles, CA
36	Demetrice Pearson	So.	66	Jerome Dunbar	Sr.	OL	6-3	350	Aiken, SC/Winston-Salem State Univ.
68	Chauncey Perry	Sr.	68	Chauncey Perry	Sr.	OL	6-1	325	Rocky Mount, NC
05	Joshua Pope	Sr.	69	Dame Thiam	Jr.	DL	6-4	335	Richmond, VA/Louisburg College
85	Keith Powell Jr.	So.	70	David Mims	Jr.	OL	6-8	335	Charlotte, NC
98	James Prince Jr.	So.	71	Joesph Johnson	Sr.	DL	6-2	360	Richmond, VA
39	Wesley Queen	Jr.	72	Trumaine Watson	Sr.	OL	6-0	295	Kannapolis, NC/Louisburg College
41	Damon Ramsey III	Fr.	75	Maurice Tolliver	Sr.	OL	6-7	338	Chester, SC
23	Fletcher Redd	Fr.	76	Napoleon White	Jr.	OL	6-4	300	Charlotte, NC
24	Terrence Rennie	Fr.	77	Fred Eubanks Jr.	So.	OL	6-4	281	Virginia Beach, VA/N.C. A&T
38	Terry Shepard	Fr.	80	Matias Parker	Fr.	WR	5-9	180	Chesapeake, VA
50	Cedric Simmons	Sr.	81	Antonio Harris	So.	WR	5-11	191	Newport News, VA
25	Christopher Smith	Jr.	82	Yanaton Houston	Sr.	TE	6-3	245	Richmond, VA
32	Brian Smith	Fr.	84	Leroy Harmon	So.	WR	5-10	170	Oxen Hill, MD
26	Alexander Stevens	Fr.	85	Keith Powell Jr.	So.	WR	6-0	175	Norfolk, VA
02	Ashton Sykes	Fr.	86	Brian Gurley	Fr.	WR	6-1	170	Hampton, VA
21	David Taylor	Fr.	87	Jereme Wright	So.	WR	5-6	140	Mt. Rainier, MD
69	Dame Thiam	Jr.	88	Kentrell Jackson	Fr.	TE	6-3	230	Greenville, NC
75	Maurice Tolliver	Sr.	90	Myles Wickliffe	Fr.	DL	6-0	310	Jonesboro, GA
15	Stephen Velasquez	Fr.	91	Caesar Burton	So.	DT	6-6	305	Richmond, VA/Allan Hancock College
52	Michael Walker Jr.	Fr.	92	Gary Dukes	So.	DL	6-2	275	Los Angeles, CA
16	Jerell Washington	Fr.	93	Josef Harrison	Rf.	DT	6-1	285	Baltimore, MD
72	Trumaine Watson	Sr.	94	Cory Dickerson	Fr.	DL	6-3	260	--
44	Arnold White	Jr.	95	Daniel Ball	Fr.	DT	6-0	330	Washington, D.C/Lackawanna College
76	Napoleon White	Jr.	98	James Prince Jr.	So.	DL	6-2	245	Newport News, VA
99	Kristopher White	Jr.	99	Kristopher White	Jr.	DL	6-5	270	Baltimore, MD/Jackson State Univ.
90	Myles Wickliffe	Fr.							
33	Trevon Winston	Fr.							
11	Andre Winston II	Jr.							
87	Jereme Wright	So.							

2009 Virginia Union Football Two-Deep

OFFENSE						DEFENSE					
WR	<u>81</u>	<u>Antonio Harris</u>	<u>So.</u>	<u>5-11</u>	<u>182</u>	DE	<u>99</u>	<u>Kristopher White</u>	<u>Jr.</u>	<u>6-5</u>	<u>270</u>
	<u>10</u>	<u>Michael Hampton</u>	<u>Sr.</u>	<u>5-11</u>	<u>180</u>		<u>56</u>	<u>Marques Johnson</u>	<u>Jr.</u>	<u>6-2</u>	<u>275</u>
WR	<u>1</u>	<u>Joseph Jean-Pierre</u>	<u>So.</u>	<u>6'2</u>	<u>220</u>	DT	<u>92</u>	<u>Gary Dukes</u>	<u>So.</u>	<u>6-4</u>	<u>275</u>
	<u>11</u>	<u>Andre Winston</u>	<u>Jr.</u>	<u>6'3</u>	<u>180</u>		<u>91</u>	<u>Caesar Burton</u>	<u>Fr.</u>	<u>6-6</u>	<u>310</u>
LT	<u>70</u>	<u>David Mims</u>	<u>So.</u>	<u>6-9</u>	<u>350</u>	DT	<u>95</u>	<u>Daniel Ball</u>	<u>So.</u>	<u>6-1</u>	<u>235</u>
	<u>77</u>	<u>Fred Eubanks</u>	<u>So.</u>	<u>6-5</u>	<u>280</u>		<u>96</u>	<u>Jay Bostick</u>	<u>So.</u>	<u>6-4</u>	<u>260</u>
LG	<u>76</u>	<u>Napolean White</u>	<u>Jr.</u>	<u>6-4</u>	<u>300</u>	DE	<u>50</u>	<u>Cedric Simmons</u>	<u>Sr.</u>	<u>6-5</u>	<u>250</u>
	<u>71</u>	<u>Joseph Johnson</u>	<u>Sr.</u>	<u>6-2</u>	<u>360</u>		<u>69</u>	<u>Dame Thiam</u>	<u>Jr.</u>	<u>6-4</u>	<u>235</u>
C	<u>68</u>	<u>Chauncey Perry</u>	<u>Sr.</u>	<u>6-2</u>	<u>340</u>	OLB	<u>54</u>	<u>Stevie Johnson</u>	<u>Jr.</u>	<u>6-4</u>	<u>240</u>
	<u>72</u>	<u>Trumaine Watson</u>	<u>Sr.</u>	<u>6-2</u>	<u>270</u>		<u>28</u>	<u>Brandon Nash</u>	<u>Jr.</u>	<u>6-2</u>	<u>215</u>
QB	<u>3</u>	<u>Noel Alexandre</u>	<u>Jr.</u>	<u>6-4</u>	<u>235</u>	MLB	<u>51</u>	<u>Hurley Hemphill, III</u>	<u>Jr.</u>	<u>6-2</u>	<u>240</u>
	<u>12</u>	<u>Cheston Hickman</u>	<u>So.</u>	<u>6-0</u>	<u>195</u>		<u>42</u>	<u>Adidias Arrington</u>	<u>Jr.</u>	<u>6-1</u>	<u>215</u>
FB	<u>36</u>	<u>Demetrusce Pearson</u>	<u>So.</u>	<u>6-2</u>	<u>265</u>	OLB	<u>43</u>	<u>Terrance Koen</u>	<u>Fr.</u>	<u>6-0</u>	<u>195</u>
	<u>39</u>	<u>Wesley Queen</u>	<u>Jr.</u>	<u>6-0</u>	<u>260</u>		<u>58</u>	<u>Ben Hutchinson</u>	<u>Fr.</u>	<u>6-3</u>	<u>205</u>
RB	<u>6</u>	<u>Tarian Donaldson</u>	<u>Sr.</u>	<u>5-8</u>	<u>180</u>	CB	<u>02</u>	<u>Ashton Sykes</u>	<u>Fr.</u>	<u>6-2</u>	<u>185</u>
	<u>25</u>	<u>Chris Smith</u>	<u>Jr.</u>	<u>5-9</u>	<u>180</u>		<u>21</u>	<u>David Taylor</u>	<u>Fr.</u>	<u>5-9</u>	<u>180</u>
RG	<u>66</u>	<u>Jerome Dunbar</u>	<u>Jr.</u>	<u>6-3</u>	<u>350</u>	SS	<u>22</u>	<u>Andre LeBlanc</u>	<u>So.</u>	<u>6-1</u>	<u>205</u>
	<u>55</u>	<u>Julian King</u>	<u>Fr.</u>	<u>6-4</u>	<u>315</u>		<u>04</u>	<u>Barry Miles</u>	<u>So.</u>	<u>5-11</u>	<u>176</u>
RT	<u>75</u>	<u>Maurice Tolliver</u>	<u>Sr.</u>	<u>6-7</u>	<u>338</u>	FS	<u>20</u>	<u>Enrique Cox</u>	<u>Jr.</u>	<u>6-0</u>	<u>185</u>
	<u>76</u>	<u>Napolean White</u>	<u>Jr.</u>	<u>6-4</u>	<u>300</u>		<u>14</u>	<u>Robert Moore</u>	<u>Sr.</u>	<u>6-0</u>	<u>199</u>
TE	<u>44</u>	<u>Kenny White</u>	<u>Jr.</u>	<u>6-3</u>	<u>250</u>	CB	<u>23</u>	<u>Fletcher Redd</u>	<u>Fr.</u>	<u>6-0</u>	<u>185</u>
	<u>9</u>	<u>Cheikh Gadiaga</u>	<u>Jr.</u>	<u>6-4</u>	<u>225</u>						

Specialists

K	<u>15</u>	<u>Stephen Velasquez</u>	<u>Fr.</u>	<u>6-0</u>	<u>180</u>	
	<u>19</u>	<u>Martin House</u>	<u>Jr.</u>	<u>6-0</u>	<u>200</u>	
P	<u>19</u>	<u>Martin House</u>	<u>Jr.</u>	<u>6-0</u>	<u>200</u>	
	<u>9</u>	<u>Cheikh Gadiaga</u>	<u>Jr.</u>	<u>6-4</u>	<u>225</u>	

2009 Old Dominion Opponents

<p style="text-align: center;">Chowan (0-2, 0-0 CIAA)</p> <p>Aug. 27 Albany StateL, 36-21 Sept. 5 at Old DominionL, 36-21 Sept. 12 at Brevard2:00 p.m. Sept. 19 Elizabeth City St. * . .4:00 p.m. Sept. 26 at Virginia Union * . .1:00 p.m. Oct. 3 Fayetteville State . . .6:00 p.m. Oct. 10 at Livingstone1:30 p.m. Oct. 17 Shaw6:00 p.m. Oct. 24 Johnson C. Smith * . .6:00 p.m. Oct. 31 St. Augustines12:30 p.m.</p>	<p style="text-align: center;">Virginia Union (0-1, 0-0 CIAA)</p> <p>Aug. 27 East StroudsburgL, 6-19 Sept. 6 at Central StateW, 45-0 Sept. 12 at Old Dominion2:00 p.m. Sept. 19 at Johnson C. Smith * 6:00 p.m. Sept. 26 Chowan *1:00 p.m. Oct. 3 at St. Paul's1:00 p.m. Oct. 10 at Lincoln1:00 p.m. Oct. 17 at Virginia State * . .8:00 p.m. Oct. 24 Bowie State1:00 p.m. Oct. 31 Elizabeth City St. * . .1:00 p.m.</p>	<p style="text-align: center;">Jacksonville (1-0, 0-0 Pioneer)</p> <p>Sept. 5 at Webber Intern'l. . . .W, 40-24 Sept. 12 at Samford7:00 p.m. Sept. 19 Old Dominion1:00 p.m. Oct. 3 Davidson *1:00 p.m. Oct. 10 at Marist *1:00 p.m. Oct. 17 Morehead State * . .1:00 p.m. Oct. 24 at San Diego *4:30 p.m. Oct. 31 at Drake *2:00 p.m. Nov. 7 Valparaiso *1:00 p.m. Nov. 14 Butler *Noon Nov. 21 at Campbell *1:00 p.m.</p>
<p style="text-align: center;">Monmouth (0-1, 0-0 NEC)</p> <p>Sept. 5 at ColgateL, 23-35 Sept. 12 at Coastal Carolina 7:00 p.m. Sept. 19 Duquesne *Noon Sept. 26 at Old Dominion . . .6:00 p.m. Oct. 10 Wagner *1:00 p.m. Oct. 17 at Sacred Heart * . . .1:00 p.m. Oct. 24 Albany *1:00 p.m. Oct. 31 Bryant *1:00 p.m. Nov. 7 at St. Francis *1:00 p.m. Nov. 14 at Central Conn. St. * . .Noon Nov. 21 Robert Morris *Noon</p>	<p style="text-align: center;">Fordham (0-1, 0-0 NEC)</p> <p>Sept. 5 at Rhode IslandL, 28-41 Sept. 19 Columbia6:00 p.m. Sept. 26 at Colgate *6:00 p.m. Oct. 3 Old Dominion1:00 p.m. Oct. 10 Bryant6:00 p.m. Oct. 17 at Cornell12:30 p.m. Oct. 24 at Lafayette *1:00 p.m. Oct. 31 Holy Cross *1:00 p.m. Nov. 7 Bucknell *1:00 p.m. Nov. 14 Lehigh *1:00 p.m. Nov. 21 at Georgetown *1:00 p.m.</p>	<p style="text-align: center;">Presbyterian (0-1, 0-0 Big South)</p> <p>Sept. 5 at FurmanL, 21-45 Sept. 12 Elon1:30 p.m. Sept. 19 UT - Chattanooga . .1:30 p.m. Sept. 26 at The Citadel7:00 p.m. Oct. 3 at Stony Brook * . . .3:00 p.m. Oct. 10 at Old Dominion . . .6:00 p.m. Oct. 24 VMI *2:00 p.m. Oct. 31 at Liberty *3:30 p.m. Nov. 7 Charleston Southern * .1:30 p.m. Nov. 14 at Coastal Carolina * . .12:30 Nov. 21 Gardner-Webb1:00 p.m.</p>
<p style="text-align: center;">Campbell (1-0, 0-0 Pioneer)</p> <p>Sept. 5 MethodistW, 48-28 Sept. 12 at Birmingham-Southern 1:00 p.m. Sept. 19 at Davidson *6:00 p.m. Oct. 3 at Marist *1:00 p.m. Oct. 10 Dayton *1:00 p.m. Oct. 17 at Old Dominion . . .6:00 p.m. Oct. 24 Butler *1:00 p.m. Oct. 31 Morehead State * . .1:00 p.m. Nov. 7 at Drake *2:00 p.m. Nov. 14 at Valparaiso *1:00 p.m. Nov. 21 Jacksonville1:00 p.m.</p>	<p style="text-align: center;">Savannah State (1-0)</p> <p>Sept. 5 vs. LivingstoneW, 34-12 Sept. 12 Alabama State5:00 p.m. Sept. 19 at McNeese State . . .7:00 p.m. Sept. 26 at Concordia-Selma . . .TBA Oct. 3 at Charleston Southern . .1:30 p.m. Oct. 10 North Greenville . . .5:00 p.m. Oct. 17 Bethune-Cookman . . .5:00 p.m. Oct. 24 Old Dominion5:00 p.m. Oct. 31 Edward Waters2:00 p.m. Nov. 14 Webber International .5:00 p.m. Nov. 21 at N.C. Central1:30 p.m.</p>	<p style="text-align: center;">Georgetown (0-1, 0-0 Patriot)</p> <p>Sept. 5 at Holy Cross *L, 7-20 Sept. 12 Lafayette *6:00 p.m. Sept. 19 Yale1:00 p.m. Sept. 26 Howard2:00 p.m. Oct. 3 at Bucknell *1:00 p.m. Oct. 10 at Lehigh *12:30 p.m. Oct. 17 Colgate *1:00 p.m. Oct. 31 at Old Dominion . . .6:00 p.m. Nov. 7 at Marist1:00 p.m. Nov. 14 Richmond1:00 p.m. Nov. 21 Fordham *1:00 p.m.</p>
<p style="text-align: center;">N.C. Central (0-1)</p> <p>Sept. 5 at HamptonL, 24-31 Sept. 12 at Liberty7:00 p.m. Sept. 19 Morehead State1:30 p.m. Sept. 26 at Duke7:00 p.m. Oct. 3 at N.C. A&T3:30 p.m. Oct. 10 at Appalachian State .3:30 p.m. Oct. 17 Central Methodist . .1:30 p.m. Oct. 31 Central State (OH) . .1:30 p.m. Nov. 7 at Old Dominion . . .2:00 p.m. Nov. 14 at Winston-Salem St. .1:00 p.m. Nov. 21 Savannah State1:30 p.m.</p>	<p style="text-align: center;">VMI (1-0, 0-0 Big South)</p> <p>Sept. 5 Robert MorrisW, 14-13 Sept. 19 at James Madison . .6:00 p.m. Sept. 26 at Richmond3:00 p.m. Oct. 3 Gardner-Webb * . . .1:30 p.m. Oct. 10 at Coastal Carolina * .7:00 p.m. Oct. 17 Stony Brook *1:30 p.m. Oct. 24 Presbyterian *2:00 p.m. Oct. 31 Charleston Southern * . .1:30 p.m. Nov. 7 at Liberty *7:00 p.m. Nov. 14 at ArmyNoon Nov. 21 Old Dominion1:30 p.m.</p>	<p style="text-align: center;">2010 ODU Opponents</p> <p>Home:</p> <ul style="list-style-type: none"> ◆ Jacksonville ◆ William & Mary ◆ Gardner-Webb ◆ Georgia State ◆ Savannah State ◆ VMI <p>Away:</p> <ul style="list-style-type: none"> ◆ Campbell ◆ Monmouth ◆ Presbyterian ◆ Georgetown

MONARCH RECAPS

OLD DOMINION 36, CHOWAN 21
Foreman Field at S.B. Ballard Stadium • Norfolk, Va.
September 5, 2009 • Attendance. 19,782

NOTES:

- Old Dominion played in its first game since 1940 when the school was known as the Norfolk Division of the College of William & Mary.
- The Monarchs opened up play with a sold-out crowd of 19,782.
- Freshman kicker **Drew Hareza** accounted for 18 of the Monarchs' 36 points, including the first points scored this season.
- Sophomore defensive tackle **Edmon McClam** blocked three Chowan PAT attempts to set a NCAA Division I record (FCS or FBS).

SCORE BY QUARTERS:

	<u>1st</u>	<u>2nd</u>	<u>3rd</u>	<u>4th</u>	<u>Final</u>
Chowan	6	9	0	6	21
Old Dominion	16	13	7	0	36

SCORING SUMMARY:

<u>Q</u>	<u>Time</u>	<u>Play</u>	<u>Score</u>
1st	12:42	O Hareza 39 yd. field goal, 6-27 2:18	3-0
	10:34	O Thomas 50 yd. pass from DeMarco (Hareza Kick), 1-50 0:08	10-0
	7:55	O Hareza 30 yd. field goal, 1-74 1:43	13-0
	6:26	C Benton 37 yd pass from Westler (Cline kick blocked), 3-46 1:29	13-6
	2:53	O Hareza 30 yrd field goal, 10-58 3:33	16-6
2nd	14:55	C Cline 35 yd field goal, 8-43 2:58	16-9
	11:39	O Hareza 30 yd field goal, 9-46 3:16	19-9
	7:06	C Spates 6 yd run (Cline kick blocked), 12-60 4:33	19-15
	4:47	O Parham 1 yd run (Hareza Kick), 6-17 2:19	26-15
	0:00	O Hareza 48 yd field goal, 1-0 0:02	29-15
3rd	00:25	O Parham 43 yd run (Hareza kick), 2-55 0:29	36-15
4th	5:12	C Westler 1 yd run (Cline kick blocked), 13-67 6:46	36-21

SCORING SUMMARY:

	<u>Chowan</u>	<u>ODU</u>
FIRST DOWNS	20	12
RUSHES-YARDS (NET)	31-19	34-175
PSSING YDS (NET)	322	145
Passes Att-Comp-Int	49-28-3	33-12-0
TOTAL OFFENSE PLAYS-YARDS	80-341	56-320
Fumble Returns-Yards	0-0	0-0
Punt Returns-Yards	2-11	1-0
Interceptions Returns-Yards	0-0	3-56-0
Punts (Number-Avg)	3-26.0	4-51.2
Fumbles-Lost	3-2	1-0
Penalties-Yards	6-30	6-51
Possession Time	38:15	21:45
Third-Down Conversions	9 of 19	3 of 14
Fourth-Down Conversions	2 of 4	1 of 2
Red-Zone Scores-Chances	4-5	3-4
Sacks By: Number-Yards	1-6	5-42

INDIVIDUAL STATISTICS:

RUSHING: Chowan - Smalls, Elliot 3-19; Spates JJ 9-17; Rivers Shamichael 1-5; Davis, Brian 5-1; Westler, C.J. 13-minus 23. **Old Dominion** -Parham,Jamar 13-105; Thomas,Marquel 1-19; Cooper, Bobby 6-17; Crawford, Mario 5-14; Smalley, Monty 1-12; DeMarco,Thomas 8-8.

PASSING: Chowan - Westler, C.J. 27-48-3-293; Rivers, Shamichael 1-1-0-29. **Old Dominion** -DeMarco,Thomas 11-20-0-123; Cooper, Bobby 1-2-0-22.

RECEIVING: Chowan - Robledo, Kevin 10-96; Smalles, Elliot 5-44; Hodrick Kevin 5-42; Davis, Brian 3-24; Benton, Eric; Charles, Patrick 1-29; Holland, Robert 1-16; Rivers, Shamichael 1-13. **Old Dominion** -Evans, Reid 6-93; Thomas, Marquel 2-49; Smalley, Monty 1-3; Lovitt, Chris 1-2; Arain, Alex 1-0; Jackson, Dorian 1-minus 2.

TACKLE LEADERS: Chowan - Scott, Brendon 7-1; Schott, Richard 5-2; Charles, Patrick. 4-0; Palmer, Greg 3-1; Goodman, Tony. 3-0; **Old Dominion** - McJunkins,Mychael 6-2; Smith, Donald 3-5; Turner, Andrew 5-2; Porter, Mateus 4-3; Aelua, A.T. 5-1; Cowart, T.J. 5-0; King,Chad 3-2;



FOREMAN

FROM DREAMS TO REALITY Foreman Field at S.B. Ballard Stadium

Foreman Field was named after Norfolk attorney A.H. Foreman, a member of William and Mary's board of visitors and one of the founders of the Norfolk Division of William & Mary, which later became Old Dominion University.

Originally intended as the home of the Norfolk Division football program, it found new life as the home to other college and community sports programs when football was originally dropped in 1941. Built in 1936, with state and federal funds provided during the Great Depression, Foreman Field has undergone a \$24.8 million dollar renovation over the last year with the help of SB Ballard Construction Company and Clark Nexsen Architecture and Engineering.

The renovation to the game day home of the football Monarchs includes a new state-of-the-art game day building, field surface, scoreboard, sound system, field enclosure and a contiguous parking garage.

The Ainslie Football Complex features 26 luxury suites and 390 loge seats in 100 mini boxes, in addition to recruiting and

hospitality facilities and game day locker rooms for Monarch student-athletes and coaches. Twelve of the suites have their own patio overlooking the plaza south of the complex, while the loge seating area also includes an 8,000 square foot covered patio on the second level of the facility. Another 7,500 square foot enclosed terrace looks directly out over the south end zone. The playing surface at Foreman Field has been replaced by Astroturf GameDay Grass 3D.


The stadium has been named S.B. Ballard Stadium at Foreman Field in honor of Stephen and B.J. Ballard and SB Construction, the company responsible for many on-campus construction projects, including Foreman Field. The Ainslie Football Complex, the new game-day building that houses concessions and suites, has been named for Jeffrey W. Ainslie ('83). The Alcaraz-Weinstein Family Plaza, the plaza entrance for the Monarch football team and fans, is in honor of the Gary Alcaraz ('84) and Lee Weinstein families.



FIELD

\$24.8 Million Foreman Field Football Complex

- One of the Top I-AA Stadiums in The Country
- 26 Luxury Suites
- 390 Loge Seats in 100 Mini Boxes
- New Field with AstroTurf GameDay 3D Surface
- Players and Coaches Locker Rooms
- Recruiting Lounge
- Athletic Training Room





FOREMAN

FROM DREAMS TO REALITY Foreman Field at S.B. Ballard Stadium



The stadium is named Foreman Field at S.B. Ballard Stadium in honor of Stephen and B.J. Ballard and SB Construction, the company responsible for many on-campus construction projects, including Foreman Field. Ballard has been an avid supporter of Old Dominion for several years, having served in a leadership capacity as a member of the university's Educational Foundation board since 1998. A long time Big Blue Club member, he is the founder of SB Ballard Construction Company in 1978, that has partnered with ODU in its recent development and growth of the campus, by constructing several major projects, including the Ted Constant Convocation Center, University Village Apartments, Powhatan Sports Complex, ODU Student Recreation Center and a wrestling addition to the Athletics Administration Building.



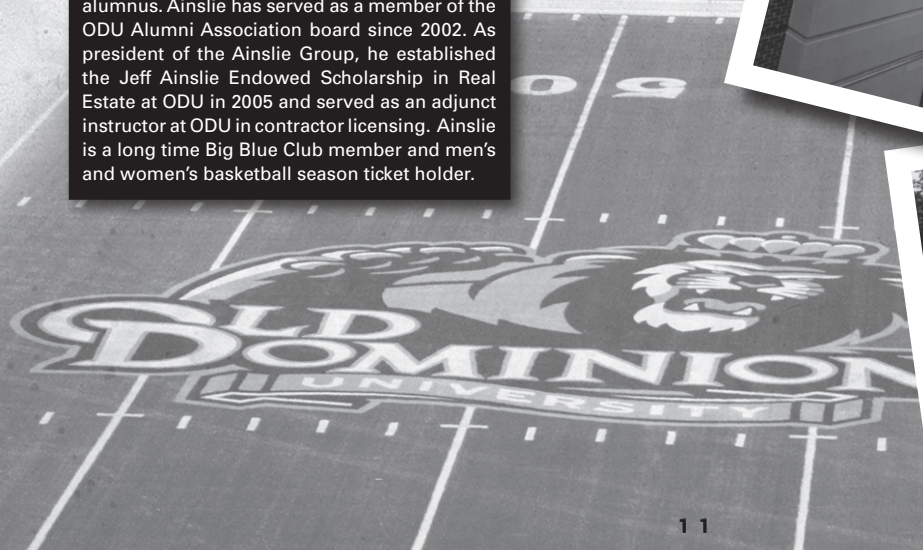
FIELD



The plaza entrance for the Monarch football team and fans, is in honor of the Gary Alcaraz ('84) and Lee Weinstein families. Gary Alcaraz is a 1984 ODU graduate and has served as on the university's Educational Foundation board since 2005. Lee Weinstein joined the Intercollegiate Foundation board in 2008 and has been a Big Blue Club member and season ticket holder for men's and women's basketball since 2006. The Alcaraz and Weinstein families' philanthropy includes substantial personal contributions to numerous community organizations throughout Hampton Roads and around the world, as they share their passion for helping youth.



The Ainslie Sports Complex, the game day home of the Monarchs, is named after Jeffrey W. Ainslie, a 1983 Old Dominion University alumnus. Ainslie has served as a member of the ODU Alumni Association board since 2002. As president of the Ainslie Group, he established the Jeff Ainslie Endowed Scholarship in Real Estate at ODU in 2005 and served as an adjunct instructor at ODU in contractor licensing. Ainslie is a long time Big Blue Club member and men's and women's basketball season ticket holder.



Old Dominion Overall Team Statistics (as of Sep 09, 2009)
All games

Team Statistics	ODU	OPP
SCORING	36	21
Points Per Game	36.0	21.0
FIRST DOWNS	12	20
Rushing	7	3
Passing	5	14
Penalty	0	3
RUSHING YARDAGE	175	19
Yards gained rushing	190	84
Yards lost rushing	15	65
Rushing Attempts	34	31
Average Per Rush	5.1	0.6
Average Per Game	175.0	19.0
TDs Rushing	2	2
PASSING YARDAGE	145	322
Comp-Att-Int	12-22-0	28-49-3
Average Per Pass	6.6	6.6
Average Per Catch	12.1	11.5
Average Per Game	145.0	322.0
TDs Passing	1	1
TOTAL OFFENSE	320	341
Total Plays	56	80
Average Per Play	5.7	4.3
Average Per Game	320.0	341.0
KICK RETURNS: #-Yards	4-165	7-198
PUNT RETURNS: #-Yards	1-0	2-11
INT RETURNS: #-Yards	3-56	0-0
KICK RETURN AVERAGE	41.2	28.3
PUNT RETURN AVERAGE	0.0	5.5
INT RETURN AVERAGE	18.7	0.0
FUMBLES-LOST	1-0	3-2
PENALTIES-Yards	6-51	6-30
Average Per Game	51.0	30.0
PUNTS-Yards	4-205	3-78
Average Per Punt	51.2	26.0
Net punt average	43.5	26.0
TIME OF POSSESSION/Game	21:45	38:15
3RD-DOWN Conversions	3/14	9/19
3rd-Down Pct	21%	47%
4TH-DOWN Conversions	1/2	2/4
4th-Down Pct	50%	50%
SACKS BY-Yards	5-42	1-6
MISC YARDS	0	0
TOUCHDOWNS SCORED	3	3
FIELD GOALS-ATTEMPTS	5-7	1-1
ON-SIDE KICKS	0-0	0-0
RED-ZONE SCORES	3-4 75%	4-5 80%
RED-ZONE TOUCHDOWNS	1-4 25%	2-5 40%
PAT-ATTEMPTS	3-3 100%	0-3 0%
ATTENDANCE	19782	0
Games/Avg Per Game	1/19782	0/0
Neutral Site Games		0/0

Score by Quarters	1st	2nd	3rd	4th	oT	Total
Old Dominion	16	13	7	0	0	36
Opponents	6	9	0	6	0	21

Old Dominion Overall Individual Statistics (as of Sep 09, 2009)
All games

Rushing	gp	att	gain	loss	net	avg	td	lg	avg/g
Parham, Jamar	1	13	106	1	105	8.1	2	43	105.0
Thomas, Marquel	1	1	19	0	19	19.0	0	19	19.0
DeMarco, Thomas	1	7	21	7	14	2.0	0	12	14.0
Crawford, Mario	1	5	14	0	14	2.8	0	8	14.0
Smalley, Monty	1	1	12	0	12	12.0	0	12	12.0
Cooper, Bobby	1	7	18	7	11	1.6	0	5	11.0
Total	1	34	190	15	175	5.1	2	43	175.0
Opponents	1	31	84	65	19	0.6	2	16	19.0

Passing	gp	effic	comp-att-int	pct	yds	td	lg	avg/g
DeMarco, Thomas	1	123.16	11-20-0	55.0	123	1	50	123.0
Cooper, Bobby	1	142.40	1-2-0	50.0	22	0	22	22.0
Total	1	124.91	12-22-0	54.5	145	1	50	145.0
Opponents	1	106.83	28-49-3	57.1	322	1	37	322.0

Receiving	gp	no.	yds	avg	td	lg	avg/g
Evans, Reid	1	6	93	15.5	0	29	93.0
Thomas, Marquel	1	2	49	24.5	1	50	49.0
Smalley, Monty	1	1	3	3.0	0	3	3.0
Lovitt, Chris	1	1	2	2.0	0	2	2.0
Arain, Alex	1	1	0	0.0	0	0	0.0
Jackson, Dorian	1	1	-2	-2.0	0	0	-2.0
Total	1	12	145	12.1	1	50	145.0
Opponents	1	28	322	11.5	1	37	322.0

Punt Returns	no.	yds	avg	td	lg
Evans, Reid	1	0	0.0	0	0
Total	1	0	0.0	0	0
Opponents	2	11	5.5	0	8

Interceptions	no.	yds	avg	td	lg
Wilkins, Craig	1	36	36.0	0	36
Porter, Mateus	1	6	6.0	0	6
Simmons, Devon	1	14	14.0	0	14
Total	3	56	18.7	0	36
Opponents	0	0	0.0	0	0

Kick Returns	no.	yds	avg	td	lg
Crawford, Mario	2	99	49.5	0	76
Cowart, T.J.	2	66	33.0	0	45
Total	4	165	41.2	0	76
Opponents	7	198	28.3	0	49

Fumble Returns	no.	yds	avg	td	lg
Total	0	0	0.0	0	0
Opponents	0	0	0.0	0	0

**Old Dominion Overall Individual Statistics (as of Sep 09, 2009)
All games**

Scoring	td	fg	PAT				dxp	saf	pts
			kick	rush	rcv	pass			
Hareza,Drew	-	5-7	3-3	-	-	-	-	-	18
Parham,Jamar	2	-	-	-	-	-	-	-	12
Thomas, Marquel	1	-	-	-	-	-	-	-	6
Cowart, T.J.	-	-	-	-	-	-	-	-	0
Total	3	5-7	3-3	-	-	-	-	-	36
Opponents	3	1-1	0-3	-	-	-	-	-	21

Total Offense	g	plays	rush	pass	total	avg/g
DeMarco,Thomas	1	27	14	123	137	137.0
Parham,Jamar	1	13	105	0	105	105.0
Cooper, Bobby	1	9	11	22	33	33.0
Thomas, Marquel	1	1	19	0	19	19.0
Crawford, Mario	1	5	14	0	14	14.0
Smalley, Monty	1	1	12	0	12	12.0
Total	1	56	175	145	320	320.0
Opponents	1	80	19	322	341	341.0

Field Goals	fg	pct.	01-19	20-29	30-39	40-49	50-99	lg	blk
Hareza,Drew	5-7	71.4	0-0	0-0	4-5	1-1	0-1	48	0

FG Sequence	Old Dominion	Opponents
Chowan	(39),(30),(30),(30),(48),30,5	(35)

Numbers in (parentheses) indicate field goal was made.

Punting	no.	yds	avg	lg	tb	fc	i20	50+	blk
Plisco,Jonathan	4	205	51.2	61	1	1	3	2	0
Total	4	205	51.2	61	1	1	3	2	0
Opponents	3	78	26.0	31	0	0	0	0	0

Kickoffs	no.	yds	avg	tb	ob	retn	net	ydln
Hareza,Drew	8	516	64.5	0	1			
Total	8	516	64.5	0	1	28.3	39.8	30
Opponents	5	283	56.6	0	0	41.2	23.6	46

Old Dominion Overall Individual Statistics (as of Sep 09, 2009)
All games

<u>All Purpose</u>	<u>g</u>	<u>rush</u>	<u>rcv</u>	<u>pr</u>	<u>kr</u>	<u>ir</u>	<u>total</u>	<u>avg/g</u>
Crawford, Mario	1	14	0	0	99	0	113	113.0
Parham, Jamar	1	105	0	0	0	0	105	105.0
Evans, Reid	1	0	93	0	0	0	93	93.0
Thomas, Marqu	1	19	49	0	0	0	68	68.0
Cowart, T.J.	1	0	0	0	66	0	66	66.0
Wilkins, Craig	1	0	0	0	0	36	36	36.0
Smalley, Monty	1	12	3	0	0	0	15	15.0
DeMarco, Thoma	1	14	0	0	0	0	14	14.0
Simmons, Devo	1	0	0	0	0	14	14	14.0
Cooper, Bobby	1	11	0	0	0	0	11	11.0
Porter, Mateus	1	0	0	0	0	6	6	6.0
Lovitt, Chris	1	0	2	0	0	0	2	2.0
Jackson, Dorian	1	0	-2	0	0	0	-2	-2.0
Total	1	175	145	0	165	56	541	541.0
Opponents	1	19	322	11	198	0	550	550.0

Old Dominion Overall Defensive Statistics (as of Sep 09, 2009)
All games

#	Defensive Leaders	gp	Tackles			tfl/yds	Sacks	Pass defense			Fumbles		blkd	
			ua	a	tot		no-yds	int-yds	brup	qbh	rcv-yds	ff	kick	saf
18	Smith, Donald	1	3	5	8	
44	McJunkins, Mych	1	6	2	8	
91	Turner, Andrew	1	5	2	7	1.5-16	1.5-16	
45	Porter, Mateus	1	4	3	7	0.5-1	.	1-6	
24	Aoelua, A.T.	1	5	1	6	2.0-13	
22	Cowart, T.J.	1	5	.	5	
93	King, Chad	1	3	2	5	2.0-7	.	.	1	
90	Burnette, Chris	1	1	2	3	1.5-6	0.5-5	
97	McClam, Edmon	1	1	2	3	0.5-3	0.5-3	3	.	
10	Simmons, Devon	1	1	2	3	.	.	1-14	.	1-0	.	.	.	
55	Saylor, Erik	1	.	3	3	0.5-3	0.5-3	
28	Wilkins, Markell	1	1	1	2	1.0-2	
52	Logan, Nikita	1	1	1	2	
36	Sweedyk, Jake	1	1	1	2	
96	Fuller, Jason	1	1	1	2	1.0-8	1.0-8	.	1	
12	Wilkins, Craig	1	1	1	2	0.5-1	.	1-36	
8	Bryant, Marvin	1	.	1	1	
59	Green, Shantea	1	1	.	1	1.0-7	1.0-7	
27	Powell, Carvin	1	.	1	1	1-0	.	.	.	
99	Slebonick, A.	1	.	1	1	.	.	.	1	
50	Phillips, Dustin	1	1	.	1	
Total		1	41	32	73	12-67	5-42	3-56	3	2-0	.	3	.	
Opponents		1	36	15	51	5-11	1-6	.	3	

Old Dominion Combined Team Statistics (as of Sep 09, 2009) All games

Date	Opponent	Score							Att.	
Sep 05, 2009	CHOWAN	W	36-21						19782	
Rushing		gp	att	gain	loss	net	avg	td	lg	avg/g
Parham, Jamar		1	13	106	1	105	8.1	2	43	105.0
Thomas, Marquel		1	1	19	0	19	19.0	0	19	19.0
Crawford, Mario		1	5	14	0	14	2.8	0	8	14.0
DeMarco, Thomas		1	7	21	7	14	2.0	0	12	14.0
Smalley, Monty		1	1	12	0	12	12.0	0	12	12.0
Cooper, Bobby		1	7	18	7	11	1.6	0	5	11.0
Total		1	34	190	15	175	5.1	2	43	175.0
Opponents		1	31	84	65	19	0.6	2	16	19.0
Passing		gp	effic	comp-att-int	pct	yds	td	lg	avg/g	
DeMarco, Thomas		1	123.16	11-20-0	55.0	123	1	50	123.0	
Cooper, Bobby		1	142.40	1-2-0	50.0	22	0	22	22.0	
Total		1	124.91	12-22-0	54.5	145	1	50	145.0	
Opponents		1	106.83	28-49-3	57.1	322	1	37	322.0	
Receiving		gp	no.	yds	avg	td	lg	avg/g		
Evans, Reid		1	6	93	15.5	0	29	93.0		
Thomas, Marquel		1	2	49	24.5	1	50	49.0		
Smalley, Monty		1	1	3	3.0	0	3	3.0		
Lovitt, Chris		1	1	2	2.0	0	2	2.0		
Arain, Alex		1	1	0	0.0	0	0	0.0		
Jackson, Dorian		1	1	-2	-2.0	0	0	-2.0		
Total		1	12	145	12.1	1	50	145.0		
Opponents		1	28	322	11.5	1	37	322.0		
Field Goals		fg	pct.	01-19	20-29	30-39	40-49	50-99	lg	blk
Hareza, Drew		5-7	71.4	0-0	0-0	4-5	1-1	0-1	48	0

Scoring	td	fg	PAT			dpx	saf	pts
			kick	rush	rcv			
Hareza, Drew	-	5-7	3-3	-	-	-	-	18
Parham, Jamar	2	-	-	-	-	-	-	12
Thomas, Marquel	1	-	-	-	-	-	-	6
Cowart, T.J.	-	-	-	-	-	-	-	0
Total	3	5-7	3-3	-	-	-	-	36
Opponents	3	1-1	0-3	-	-	-	-	21

Record:	Overall	Home	Away	Neutral
All games	1-0	1-0	0-0	0-0
Conference	0-0	0-0	0-0	0-0
Non-Conference	1-0	1-0	0-0	0-0

Team Statistics	ODU	OPP
FIRST DOWNS	12	20
Rushing	7	3
Passing	5	14
Penalty	0	3
RUSHING YARDAGE	175	19
Rushing Attempts	34	31
Average Per Rush	5.1	0.6
Average Per Game	175.0	19.0
TDs Rushing	2	2
PASSING YARDAGE	145	322
Comp-Att-Int	12-22-0	28-49-3
Average Per Pass	6.6	6.6
Average Per Catch	12.1	11.5
Average Per Game	145.0	322.0
TDs Passing	1	1
TOTAL OFFENSE	320	341
Average Per Play	5.7	4.3
Average Per Game	320.0	341.0
KICK RETURNS: #-Yards	4-165	7-198
PUNT RETURNS: #-Yards	1-0	2-11
INT RETURNS: #-Yards	3-56	0-0
FUMBLES-LOST	1-0	3-2
PENALTIES-Yards	6-51	6-30
PUNTS-AVG	4-51.2	3-26.0
TIME OF POSSESSION/Game	21:45	38:15
3RD-DOWN Conversions	3/14	9/19
4TH-DOWN Conversions	1/2	2/4

Interceptions	no.	yds	avg	td	lg
Wilkins, Craig	1	36	36.0	0	36
Porter, Mateus	1	6	6.0	0	6
Simmons, Devon	1	14	14.0	0	14

Punting	no.	yds	avg	lg	tb	fc	i20	50+	blk
Plisco, Jonathan	4	205	51.2	61	1	1	3	2	0

Punt Returns	no.	yds	avg	td	lg
Evans, Reid	1	0	0.0	0	0
Total	1	0	0.0	0	0
Opponents	2	11	5.5	0	8

Kick Returns	no.	yds	avg	td	lg
Cowart, T.J.	2	66	33.0	0	45
Crawford, Mario	2	99	49.5	0	76
Total	4	165	41.2	0	76
Opponents	7	198	28.3	0	49

All Purpose	g	rush	rcv	pr	kr	ir	total	avg/g
Crawford, Mario	1	14	0	0	99	0	113	113.0
Parham, Jamar	1	105	0	0	0	0	105	105.0
Evans, Reid	1	0	93	0	0	0	93	93.0
Thomas, Marquel	1	19	49	0	0	0	68	68.0
Cowart, T.J.	1	0	0	0	66	0	66	66.0
Total	1	175	145	0	165	56	541	541.0
Opponents	1	19	322	11	198	0	550	550.0

Total Offense	g	plays	rush	pass	total	avg/g
DeMarco, Thomas	1	27	14	123	137	137.0
Parham, Jamar	1	13	105	0	105	105.0
Cooper, Bobby	1	9	11	22	33	33.0
Thomas, Marquel	1	1	19	0	19	19.0
Crawford, Mario	1	5	14	0	14	14.0
Total	1	56	175	145	320	320.0
Opponents	1	80	19	322	341	341.0

##	Defensive Leaders	gp	Tackles				tfl/yds	Sacks no-yds	Pass defense			Fumbles		blkd	
			ua	a	tot				int-yds	brup	qbh	rcv-yds	ff	kick	saf
44	McJunkins, Mych	1	6	2	8
18	Smith, Donald	1	3	5	8
45	Porter, Mateus	1	4	3	7	0.5-1	.	1-6
91	Turner, Andrew	1	5	2	7	1.5-16	1.5-16
24	Aoelua, A.T.	1	5	1	6	2.0-13
Total		1	41	32	73	12-67	5-42	3-56	3	.	.	2-0	.	3	.
Opponents		1	36	15	51	5-11	1-6	.	3

Old Dominion By-Quarter Statistics (as of Sep 09, 2009) All games

3rd-Down Conversions

Date	Opponent	Score	Overall	1st Qtr	2nd Qtr	3rd Qtr	4th Qtr	Overtime
Sep 05, 2009	CHOWAN	W 36-21	3-14 21.4	2-5 40.0	1-5 20.0	0-2 0.0	0-2 0.0	
	Old Dominion		3-14 21.4	2-5 40.0	1-5 20.0	0-2 0.0	0-2 0.0	0-0 0.0
	Opponents		9-19 47.4	1-4 25.0	3-5 60.0	2-4 50.0	3-6 50.0	0-0 0.0

4th-Down Conversions

Date	Opponent	Score	Overall	1st Qtr	2nd Qtr	3rd Qtr	4th Qtr	Overtime
Sep 05, 2009	CHOWAN	W 36-21	1-2 50.0	0-1 0.0	1-1 100.0	0-0 0.0	0-0 0.0	
	Old Dominion		1-2 50.0	0-1 0.0	1-1 100.0	0-0 0.0	0-0 0.0	0-0 0.0
	Opponents		2-4 50.0	1-1 100.0	0-0 0.0	0-1 0.0	1-2 50.0	0-0 0.0

Time of Possession

Date	Opponent	Score	Overall	1st Qtr	2nd Qtr	3rd Qtr	4th Qtr	Overtime
Sep 05, 2009	CHOWAN	W 36-21	21:45	5:59	6:47	4:20	4:39	
	Old Dominion	Total	21:45	5:59	6:47	4:20	4:39	0:00
		Avg.	21:45	5:59	6:47	4:20	4:39	0:00
	Opponents	Total	38:15	9:01	8:13	10:40	10:21	0:00
		Avg.	38:15	9:01	8:13	10:40	10:21	0:00

Old Dominion Red-Zone Results (as of Sep 09, 2009) All games

Old Dominion Inside Opponent Red-Zone

Date	Opponent	Score	Times In RZ	Times Scored	Total Pts	Rush TDs	Pass TDs	FGs Made	Failed to score inside RZ						
									FGA	Down	Int	Fumb	Half	Game	
Sep 05, 2009	CHOWAN	W 36-21	4	3	13	1	1	0	2	1	0	0	0	0	0
Totals			4	3	13	1	1	0	2	1	0	0	0	0	0

3 of 4 (75.0%)

Opponents Inside Old Dominion Red-Zone

Date	Opponent	Score	Times In RZ	Times Scored	Total Pts	Rush TDs	Pass TDs	FGs Made	Failed to score inside RZ						
									FGA	Down	Int	Fumb	Half	Game	
Sep 05, 2009	CHOWAN	W 36-21	5	4	18	2	2	0	2	0	0	1	0	0	0
Totals			5	4	18	2	2	0	2	0	0	1	0	0	0

4 of 5 (80.0%)

Old Dominion Games Played (as of Sep 09, 2009)
All games

##	PLAYER	GP-GS	CUFB
37	Anderson,Gerald	1/-	XXX
24	Aoelua, A.T.	1/1	START
6	Arain, Alex	1/-	XXX
83	Blanco,Kai	1/-	XXX
8	Bryant, Marvin	1/-	XXX
90	Burnette,Chris	1/1	START
71	Cameron,Tobin	1/1	START
70	Carr,Brandon	1/-	XXX
88	Carrillo,Matt	1/1	START
11	Cooper, Bobby	1/-	XXX
69	Cornalino,Blake	1/1	START
22	Cowart, T.J.	1/1	START
25	Crawford, Mario	1/-	XXX
19	Daniel,Rudy	1/1	START
17	DeMarco,Thomas	1/1	START
97	McClam, Edmon	1/1	START
4	Evans, Reid	1/1	START
96	Fuller,Jason	1/-	XXX
59	Green, Shantea	1/-	XXX
14	Hareza,Drew	1/-	XXX
58	Hensley,Jeremy	1/1	START
94	Hill,Justin	1/-	XXX
84	Jackson,Dorian	1/-	XXX
76	Jensen,Ryan	1/1	START
30	Johnson,Marquis	1/-	XXX
93	King,Chad	1/1	START
52	Logan,Nikita	1/-	XXX
85	Lovitt,Chris	1/1	START
44	McJunkins,Mych	1/1	START
33	McLaughlin,Alex	1/-	XXX
75	Morrison,Bryan	1/1	START
23	Parham,Jamar	1/1	START
50	Phillips,Dustin	1/-	XXX
15	Pitts,Dan	1/-	XXX
31	Plisco,Jonathan	1/-	XXX
45	Porter,Mateus	1/1	START
27	Powell, Carvin	1/-	XXX
55	Saylor,Erik	1/-	XXX
10	Simmons, Devon	1/1	START
99	Slebonick, A.	1/-	XXX
82	Smalley,Monty	1/-	XXX
18	Smith,Donald	1/-	XXX
36	Sweedyk,Jake	1/-	XXX
3	Thomas, Marquel	1/1	START
91	Turner,Andrew	1/1	START
12	Wilkins, Craig	1/1	START
28	Wilkins,Markell	1/-	XXX

Old Dominion Games Played (as of Sep 09, 2009)
All games

##	PLAYER	GP-GS	CUFB
80	Williams,M.E.	1/-	XXX