



OLD DOMINION

2021-22 WOMEN'S BASKETBALL

3 NATIONAL CHAMPIONSHIPS /// 1,100+ PROGRAM WINS /// 25 NCAA APPEARANCES

2021-22 SCHEDULE/RESULTS

N9	vs. SOUTH CAROLINA ST.	W, 80-52
N14	vs. AUBURN	W, 57-44
N18	vs. GEORGE WASHINGTON	L, 47-45
N21	at VCU	L, 71-48
N26	Saint Joseph's !	W, 67-50
N27	Texas Tech !	W, 59-45
N28	Stetson !	W, 61-51
D5	at William & Mary	W, 68-55
D8	vs. BOWIE STATE	W, 70-29
D12	vs. NORFOLK STATE	W, 76-47
D18	at Appalachian State	W, 85-49
D22	at Temple	W, 71-68
J13	at UTSA *	W, 57-46
J15	at UTEP *	L, 53-48
J17	vs. FLORIDA ATLANTIC *	W, 61-48
J20	vs. RICE *	W, 69-59
J22	vs. NORTH TEXAS *	W, 67-57
J26	vs. CHARLOTTE *	L, 64-61
J29	at Charlotte *	W, 54-45
F3	at Marshall *	W, 62-47
F5	at WKU *	L, 71-57
F7	vs. FIU *	W, 73-61
F10	vs. MIDDLE TENNESSEE *	W, 58-56
F13	at UAB *	3 p.m.
F17	vs. MARSHALL *	6:30 p.m.
F19	vs. WKU *	2 p.m.
F24	at Florida Atlantic *	6 p.m.
F26	at FIU *	12 p.m.
M2	vs. LA Tech *	6:30 p.m.
M5	at Middle Tennessee *	3 p.m.
M8-12	C-USA Tournament (Frisco, Texas)	

All times Eastern & subject to change

Home games in ALL CAPS

! - Van Chancellor Classic (Katy, Texas)

* - Denotes C-USA Contest

ODU Athletic Communications

Women's Basketball Contact: Matt Wurzbarger

Email: mwurzbur@odu.edu

Phone: 540-392-2711 (C) | 757-683-3395 (O)

ODUSPORTS.COM



@ODUSports
@ODU_WBB
@DelishaMJones



@odusports
@oduwbasketball
@delishamiltonjones



@ODUSports
@ODUWBB

OLD DOMINION (18-5, 8-3 C-USA) at UAB (13-8, 6-4 C-USA)

GAME 24 // FEB. 13 // 3 PM ET // BARTOW ARENA (BIRMINGHAM, ALA.)



OLD DOMINION MONARCHS

Head Coach: DeLisha Milton-Jones

Record at ODU: 31-16 (2nd season)

Career Record: 63-48 (4th season)

2020-21 Record: 13-11 (7-9 C-USA)

Last Game: W, 58-56 vs. Middle Tennessee

Ranking: N/A

VS.



UAB Blazers

Head Coach: Randy Norton

Record at UAB: 160-105 (9th season)

Career Record: 160-105 (9th season)

2020-21 Record: 10-13 (3-11 C-USA)

Last Game: W, 68-61 vs. Southern Miss

Ranking: N/A

SERIES HISTORY

All-Time: ODU leads, 14-9

Last Meeting: W, 70-47 (2/20/21) at ODU

First Meeting: W, 102-79 (3/10/83) at ODU

Streak: W1

BROADCAST INFORMATION

Stream: CUSA.tv

Radio: Money Talk 1310 AM

100.9 FM and 97.3 HD2

PXP: Matthew Hatfield

THE STARTING FIVE

- On Jan. 20, head coach DeLisha Milton-Jones was announced as a finalist for the Women's Basketball Hall of Fame Class of 2022. Milton-Jones boasts an accolade-filled career in the game. She received the Wade Trophy in 1997 as the best player in college basketball and won two Olympic gold medals and two WNBA titles. The class will be announced on the night of Feb. 14.

- ODU held off a late Middle Tennessee rally with three big defensive stops in the final 34.7 seconds and claimed a 58-56 victory at Chartway Arena on Thursday. Up one with 5.1 seconds to go, ODU forced a Middle Tennessee turnover on an inbounds pass under the Lady Raiders' basket. Iggy Allen made a career-high nine free throws, the last inside the final five seconds of the game. She finished with a team-high 13.

- ODU shot 41.3 percent in the win, going over 40 percent from the field in back-to-back games since a stretch of five straight from Nov. 28 to Dec. 18. The Monarchs are 9-0 this season when shooting 40 percent or better.

- The Monarchs are one of the tightest defensive units in the country this year. ODU entered Friday ranked 10th nationally and first in C-USA in scoring defense (52.8). The Monarchs are 24th in field goal percentage defense (.357) and 27th in 3-point field goal percentage defense (.265), good for first and third in C-USA, respectively. ODU is turning teams over 21.22 times per game (14th in DI, 1st in C-USA) while averaging the 24th-most steals per game (10.9) in the country. Additionally, ODU is tops in the conference and 47th in DI with 4.4 blocks per game.

- On Feb. 19, 2021 the Monarchs sat at 6-9 overall and 3-8 in Conference USA before ending the season with seven wins in their last nine games. The Monarchs are a combined 25-7 (.781) since that Feb. 19 loss to UAB. Those are the most wins by a C-USA team over that span, and no team in C-USA can match ODU's win percentage since Feb. 19.

PREVIOUS GAME STARTERS

#	Name	PPG	RPG	APG	MPG
#1	Mariah Adams	6.2	2.8	4.2	31.7
	Sr. G 6-0				
#2	Iggy Allen	14.3	8.0	1.6	30.3
	Gr. G 5-11				
#12	Brianna Jackson	6.8	5.1	0.2	18.8
	Jr. F 6-3				
#14	Ajah Wayne	13.2	6.0	1.8	29.9
	Sr. G/F 5-10				
#23	Amari Young	8.9	5.8	0.8	26.6
	Sr. F 5-11				

QUICK FACTS

General Information

Location: Norfolk, Va. (23529)
 Nickname: Monarchs
 Founded: 1930 (as the Norfolk Division of The College of William & Mary)
 Enrollement: 24,824
 School Colors: Slate Blue (PMS 540)
 Silver (PMS 877)
 Light Blue (PMS 283)
 Home Court: Chartway Arena (8,472)
 Conference: Conference USA
 President: Dr. Brian O. Hemphill (Saint Augustine's)
 Athletic Director: Dr. Camden Wood Selig (Washington & Lee)
 A.D. Office Phone: 757-683-3369
 Sr. Woman Administrator: Carolyn Crutchfield
 Faculty Representative: Stacie Raymer
 Athletic Department Phone: 757-683-3375
 Official Website: ODUSports.com
 Ticket Office Phone: 757-683-4444
 Ticket Office Website: ynottix.com

Program History

First Year: 1969-70
 All-Time: 1,115-475 (.701)
 NCAA Appearances: 25 (Last, 2008)
 NCAA Record: 34-24
 WNIT Appearances: 8 (Last, 2019)
 WNIT Record: 7-8

2021-22 Coaching & Support Staff

Head Coach: DeLisha Milton-Jones
 Record at ODU: 31-16
 Overall Record: 63-48
 Assistant Coach: Shammond Williams
 Assistant Coach & Co-Recruiting Coordinator: Danielle Bell
 Assistant Coach & Co-Recruiting Coordinator: Roland Jones Jr.
 Director of Basketball Operations: Corey Green
 Video Coordinator: Kyle Weakland
 Athletic Trainer: Andilynn Beadles
 Strength Coach: Ryan Hardie
 Academic Advisor: Kristin Eden
 Sport Administrator: Carolyn Crutchfield
 Student Manager: Marcus Gear
 Office Phone Number: 757-683-3401

2020-21 Season In Review

Overall Record: 13-11
 C-USA Record: 7-9
 Postseason: N/A
 C-USA Tournament: Semifinals
 Letterwinners Returning/Lost: 5/5
 Starters Returning/Lost: 4/1
 Newcomers: 10 (5 freshman)

Radio Information

Radio Station: 94.1 WVSP-FM / 1310 WGH-AM
 PBP: Matthew Hatfield
 Analyst: Susan Montgomery (at home)

ROSTER BREAKDOWN

NUMERICAL

No.	NAME	POS.	CL.	HT.	HOMETOWN (HS/PREV. SCHOOL)
0	Joy Campbell	G	So.	5-6	Fontana, Calif. / Etiwanda / UC Riverside
1	Mariah Adams	G	Sr.	6-0	Little Rock, Ark. / eStem
2	Iggy Allen	G	Gr.	5-11	Pompano Beach, Fla. / Dillard / FAU
3	Taleah Washington	G	Jr.	5-7	District Heights, Md. / Forestville / Syracuse
4	Aziah Hudson	G	Sr.	5-6	Baldwin, N.Y. / Baldwin
5	Ashanti Barnes-Williams	F	Fr.	6-1	Norfolk, Va. / Lake Taylor
11	Kaye Clark	G	Jr.	5-7	Milwaukee, Wisc. / Rufus King/ Trinity Valley CC
12	Brianna Jackson	F	Jr.	6-3	Virginia Beach, Va. / Princess Anne
14	Ajah Wayne	G/F	Sr.	5-10	Birmingham, Ala. / Ramsay
20	Maggie Robinson	F	Gr.	6-0	Mobile, Ala. / W.P. Davidson / Shelton State CC
23	Amari Young	F	Sr.	5-11	North Augusta, S.C. / North Augusta
24	Eden Sample	G	Fr.	5-11	Gwinnett, Ga. / Collins Hill
25	Kaylen Nelson	G/F	Fr.	5-11	Tulsa, Okla. / Union
35	Alex Rouse	G	Fr.	5-8	Little Rock, Ark. / Joe T. Robinson
44	Amhyia Moreland	F	Fr.	6-1	Charlotte, N.C. / Zebulon B. Vance

ALPHABETICAL

No.	NAME	POS.	CL.	HT.	HOMETOWN (HS/PREV. SCHOOL)
1	Mariah Adams	G	Sr.	6-0	Little Rock, Ark. / eStem
2	Iggy Allen	G	Gr.	5-11	Pompano Beach, Fla. / Dillard / FAU
5	Ashanti Barnes-Williams	F	Fr.	6-1	Norfolk, Va. / Lake Taylor
0	Joy Campbell	G	So.	5-6	Fontana, Calif. / Etiwanda / UC Riverside
11	Kaye Clark	G	Jr.	5-7	Milwaukee, Wisc. / Rufus King/ Trinity Valley CC
4	Aziah Hudson	G	Sr.	5-6	Baldwin, N.Y. / Baldwin
12	Brianna Jackson	F	Jr.	6-3	Virginia Beach, Va. / Princess Anne
44	Amhyia Moreland	F	Fr.	6-1	Charlotte, N.C. / Zebulon B. Vance
25	Kaylen Nelson	G/F	Fr.	5-11	Tulsa, Okla. / Union
20	Maggie Robinson	F	Gr.	6-0	Mobile, Ala. / W.P. Davidson / Shelton State CC
35	Alex Rouse	G	Fr.	5-8	Little Rock, Ark. / Joe T. Robinson
24	Eden Sample	G	Fr.	5-11	Gwinnett, Ga. / Collins Hill
3	Taleah Washington	G	Jr.	5-7	District Heights, Md. / Forestville / Syracuse
14	Ajah Wayne	G/F	Sr.	5-10	Birmingham, Ala. / Ramsay
23	Amari Young	F	Sr.	5-11	North Augusta, S.C. / North Augusta

COACHES & STAFF

Head Coach	DeLisha Milton-Jones
Assistant Coach	Shammond Williams
Asst. Coach & Co-Recruiting Coord.	Danielle Bell
Asst. Coach & Co-Recruiting Coord.	Roland Jones Jr.
Director of Basketball Operations	Corey Green
Video Coordinator	Kyle Weakland
Sports Performance Coach	Ryan Hardie
Athletic Trainer	Andilynn Beadles

PRONUNCIATION GUIDE

#1 Mariah Adams	muh-RYE-uh
#3 Taleah Washington	tah-LEE-uh
#4 Aziah Hudson	ay-ZHUH
#12 Brianna Jackson	bree-AHN-nuh
#14 Ajah Wayne	ay-ZHUH
#24 Eden Sample	ee-DEN
#35 Alex Rouse	rhyms with house
#44 Amhyia Moreland	uh-MY-uh

BY STATE/COUNTRY

Alabama (2)
 Maggie Robinson
 Ajah Wayne

Arkansas (2)
 Mariah Adams
 Alex Rouse

California (1)
 Joy Campbell

Florida (1)
 Iggy Allen

Georgia (1)
 Eden Sample

Maryland (1)
 Taleah Washington

New York (1)
 Aziah Hudson

North Carolina (1)
 Amhyia Moreland

Oklahoma (1)
 Kaylen Nelson

South Carolina (1)
 Amari Young

Virginia (2)
 Ashanti Barnes-Williams
 Brianna Jackson

Wisconsin (1)
 Kaye Clark

BY POSITION

GUARD (8)
 Mariah Adams
 Iggy Allen
 Joy Campbell
 Kaye Clark
 Aziah Hudson
 Alex Rouse
 Eden Sample
 Taleah Washington

GUARD/FORWARD (2)
 Kaylen Nelson
 Ajah Wayne

FORWARD (5)
 Ashanti Barnes-Williams
 Brianna Jackson
 Amhyia Moreland
 Maggie Robinson
 Amari Young

BY CLASS

GRADUATES (2)
 Iggy Allen
 Maggie Robinson

SENIORS (4)
 Mariah Adams
 Aziah Hudson
 Ajah Wayne
 Amari Young

JUNIORS (3)
 Kaye Clark
 Brianna Jackson
 Taleah Washington

SOPHOMORES (1)
 Joy Campbell

FRESHMAN (5)
 Ashanti Barnes-Williams
 Amhyia Moreland
 Kaylen Nelson
 Alex Rouse
 Eden Sample



DELISHA MILTON-JONES

Experience: Second Season at ODU (fourth season overall)

Alma Mater: Florida, '97

All-Time Record: 63-48 (.568)

ODU Record: 31-16 (.660)

C-USA Record: 15-12 (.555)

CAREER TIMELINE

COACHING HISTORY

OLD DOMINION, Head Coach (2020-present)

SYRACUSE, Assistant Coach (2019-20)

- Helped recruit No. 4 class in the nation
- Wins over No. 5 Louisville and No. 8 Florida State

PEPPERDINE, Head Coach (2017-19)

- WNIT Sweet 16 in '19
- Finished 22-10 in 2018-19, one of the best turnarounds in the country
- 22 wins marked the program's most wins since 2002

PEPPERDINE, Assistant Coach (2016-17)

PLAYING HISTORY

WNBA (1999-2016)

- Fourth pick in the '99 Draft
- 2x WNBA Champion
- 3x WNBA All-Star
- Retired in '16 with most games played in league history with 499

USA BASKETBALL (1998, 1995-96, 1998-00)

- 2x Gold Medalist in '00 & '08
- 2x FIBA World Champion in '98 & '02

FLORIDA (1991-95)

- Florida Gator Hall Of Fame Inductee (2007)
- 1997 Wade Trophy Winner
- 1997 All-American
- 1,858 points scored

EDUCATION

University of Florida ('97)

DeLisha Milton-Jones, the two-time Olympic gold medalist with a decorated professional career in the WNBA and overseas and former head coach at Pepperdine University, was announced as the new head coach of the Old Dominion women's basketball program by Director of Athletics Dr. Camden Wood Selig on April 17, 2020.

Milton-Jones guided the Monarchs to a 13-11 overall mark and a Conference USA Tournament Semifinals appearance in 2020-21. She notched her first win on the Monarchs' bench on Dec. 3 with a 70-47 result over William & Mary in ODU's home opener. Just three days later, she picked up another win over an in-state opponent – beating eventual Atlantic 10 champion VCU 81-76 in overtime. The Monarchs closed out the regular season with four wins in their last five games, including a 74-57 triumph on the road at C-USA Champions Middle Tennessee. Milton-Jones' Monarchs carried that momentum with them to Frisco, Texas for the C-USA Tournament. ODU won three games in as many days, including a pair of overtime victories, to reach the semifinals as the No. 6 seed out of the east. ODU took Rice, the west's top seed, to the brink before eventually falling 62-60. In all, the Monarchs were 7-2 in their final nine games.

Under the tutelage of Milton-Jones, three Monarchs earned significant accolades in 2020-21. Victoria Morris and Amari Young both placed on the all-conference second team. Young was also on the C-USA All-Defensive Team and the VaSID All-State Second Team. Wayne played her way on to the C-USA All-Tournament Team. ODU also found success in the classroom in 2020-21 with nine players featured on the Conference USA Commissioner's Honor Roll.

Milton-Jones has excelled at every stop of her basketball career. She started her college coaching career as an assistant at Pepperdine in 2016-17. After one season, she moved into the head coaching role and led the program to unprecedented success. In the 2017-18 season, she guided Pepperdine to 10 wins, the most at the Malibu school since 2012. In her second year, the Waves finished 22-10, winning 12 more games than the previous year in one of the best turnarounds in the country. The Waves' 22 victories in 2018-19 also marked the program's most since 2002. Pepperdine earned a WNIT bid for the program's first postseason tournament appearance, and then advanced to the Sweet 16 with wins over St. Mary's and Cal Baptist.

She left Pepperdine for the assistant coaching role at Syracuse following the 2019 WNIT run. Milton-Jones joined the staff of veteran head coach Quentin Hillsman. With Milton-Jones on the bench, the Orange put together a 16-15 mark, highlighted by wins over No. 5 Louisville and No. 8 Florida State.

Milton-Jones's coaching career followed a long and successful professional and international basketball career. Drafted fourth in the 1999 WNBA draft, she played 17 years in the league, retiring from the WNBA in 2016 after setting the record for most games played in league history with 499, which was later broken by WNBA great Sue Bird. She helped lead the Los Angeles Sparks to back-to-back WNBA Championships in 2001 and 2002. She was selected to the WNBA All-Star team in 2000, 2004 and 2007. In all, Milton-Jones played for Atlanta, New York, Washington and San Antonio, in addition to Los Angeles. Her 5,571 career points still rank ninth in WNBA history. She also made stops in Spain, Italy, Turkey, South Korea, the Czech Republic and Russia to play professionally.

On the international stage, Milton-Jones helped the United States win Olympic gold medals in 2000 and 2008. In the latter, she was coached by former ODU legend, Anne Donovan. She missed the 2004 Olympics with an injury. While playing for the national team, Milton-Jones also helped Team USA win FIBA Championships in 1998 and 2002.

Milton-Jones's first venture into coaching came when she was named interim coach of the Los Angeles Stars midway through the 2005 American Basketball Association. She became just the second woman to coach a men's professional basketball team.

Milton-Jones, who played for four years for Carol Ross at Florida, had one of the most remarkable college careers at Florida, capped off her senior year when she was named the 1997 Wade Trophy Winner, the 1997 Honda Award Winner, the 1997 SEC Player of the Year and a First Team All-American selection amongst other highly-touted accolades. She scored 1,858 points during her career, helping the Gators to four straight NCAA tournament appearances. Ironically, her final collegiate game was a 53-51 loss to Old Dominion in the 1997 NCAA Elite Eight. She was named to the Florida Gator Hall of Fame in 2007.



#0
JOY CAMPBELL
5-6 | So. | Guard
Fontana, Calif. | Etiwanda
UC Riverside



#1
MARIAH ADAMS
6-0 | Sr. | Guard
Little Rock, Ark. | eSTEM



#2
IGGY ALLEN
5-11 | Gr. | Guard
Pompano Beach, Fla. | Dillard
Florida Atlantic



#3
TALEAH WASHINGTON
5-7 | Jr. | Guard
District Heights, Md. | Forestville
Syracuse



#4
AZIAH HUDSON
5-6 | Sr. | Guard
Baldwin, N.Y. | Baldwin



#5
ASHANTI BARNES-WILLIAMS
6-1 | Fr. | Forward
Norfolk, Va. | Lake Taylor



#11
KAYE CLARK
5-7 | Jr. | Guard
Milwaukee, Wisc. | Rufus King
Trinity Valley CC



#12
BRIANNA JACKSON
6-3 | Jr. | Forward
Virginia Beach, Va. | Princess Anne
Miami (Fla.)



#14
AJAH WAYNE
5-10 | Sr. | Guard/Forward
Birmingham, Ala. | Ramsay



#20
MAGGIE ROBINSON
6-0 | Gr. | Forward
Mobile, Ala. | W.P. Davidson
Shelton State CC



#23
AMARI YOUNG
5-11 | Sr. | Forward
North Augusta, S.C. | North Augusta



#24
EDEN SAMPLE
5-11 | Fr. | Guard
Gwinnett, Ga. | Collins Hill



#25
KAYLEN NELSON
5-11 | Fr. | Guard
Tulsa, Okla. | Union



#35
ALEX ROUSE
5-8 | Fr. | Guard
Little Rock, Ark. | Joe T. Robinson



#44
AMHYIA MORELAND
6-1 | Fr. | Forward
Charlotte, N.C. | Zebulon B. Vance



DELISHA MILTON-JONES
HEAD COACH
Second Year at ODU; Fourth Overall



SHAMMOND WILLIAMS
ASSISTANT COACH
First Year at ODU



DANIELLE BELL
**ASST. COACH &
RECRUITING COORD.**
First Year at ODU



ROLAND JONES JR.
**ASST. COACH &
RECRUITING COORD.**
Second Year at ODU



COREY GREEN
DIRECTOR OF OPERATIONS
First Year at ODU



KYLE WEAKLAND
VIDEO COORDINATOR
Sixth Year at ODU



ANDILYNN BEADLES
ATHLETIC TRAINER
Third Year at ODU



RYAN HARDIE
SPORTS PERFORMANCE
Fourth Year at ODU

STATS COMPARISON



CATEGORY

Overall Record	18-5	13-8
Points Per Game	63.2	68.8
Opp. Points Per Game	52.8	61.7
Scoring Margin	+10.4	+7.1
Rebounds Per Game	38.9	42.9
Rebounding Margin	+2.0	+8.8
Field Goal Pct.	39.2	42.3
Opp. Field Goal Pct.	35.7	36.6
3 PT Pct.	26.1	28.9
Opp. 3 PT Pct.	26.5	27.6
Free Throw Pct.	62.4	74.7
Assists Per Game	11.8	13.9
Turnovers Per Game	15.6	17.2
Blocked Shots Per Game	4.4	3.5
Steals Per Game	10.9	5.3

NCAA STATISTICAL RANKINGS

Feb. 10, 2022

TEAM RANKINGS (TOP 100)

CATEGORY	STAT	NCAA RANK
Scoring Defense	52.8	10
Turnover Margin	+5.61	19
3Pt Field Goal % Def.	26.5	27
Turnovers Forced	21.22	14
Off. Rebs. Per Game	15.3	21
Steals Per Game	10.9	24
Field Goal % Def.	35.7	24
Free Throw Attempts	455	25
Scoring Margin	+10.4	63
Blocked Shots	102	37
Blocks Per Game	4.4	47
Rebounds Per Game	38.87	89
Free Throw Makes	284	82

2021-22 C-USA Preseason Poll (first-place votes)

1. Charlotte (6) – 185 pts
2. **Old Dominion (6) – 173 pts**
- T3. Middle Tennessee (2) – 150 pts
- T3. North Texas – 150 pts
- T3. UTEP – 150 pts
6. LA Tech – 106 pts
7. FIU – 104 pts
8. Rice – 94 pts
9. Marshall – 85 pts
10. Florida Atlantic – 69 pts
11. UAB – 64 pts
12. WKU – 62 pts
13. Southern Miss – 56 pts
14. UTSA – 19 pts

NCAA STATISTICAL RANKINGS

Feb. 10, 2022

INDIVIDUAL

PLAYER	CATEGORY	STAT	NCAA RANK
Mariah Adams	Steals	46	85
	Steals Per Game	2.19	83
	Assist Turnover Ratio	1.42	174
	Assists	88	110
	Assists Per Game	4.2	103
Iggly Allen	Points Per Game	14.3	219
	Points	328	144
	Rebounds	184	86
	Rebounds Per Game	8.0	122
Kaye Clark	Steals Per Game	1.74	225
Brianna Jackson	Blocked Shots	37	55
	Blocks Per Game	1.61	74
Ajah Wayne	FT Made	79	78
	FT Attempts	113	51

2020-21 C-USA Preseason Team

- *Quincy Noble, North Texas, R-Jr., G
- *Octavia Jett-Wilson, Charlotte, Gr., G
- Iggly Allen, Old Dominion, Gr., G**
- Katia Gallegos, UTEP, So., G
- Savannah Wheeler, Marshall, So, G
- Amari Young, Old Dominion, Sr., F**
- Jada McMillian, Charlotte, Sr., G
- Ajah Wayne, Old Dominion, Sr., G/F**

*Preseason Co-Player of the Year

MONARCH NOTES

SERIES HISTORY

All-Time: ODU leads, 14-9

Last Meeting: W, 70-47 (2/20/21) at ODU

First Meeting: W, 102-79 (3/10/83) at ODU

Streak: W1

ODU and UAB are meeting for the 24th time on Sunday. The Monarchs are 14-9 all-time but just 3-9 in the last 12 games.

The two sides went 1-1 against each other last season. The Blazers won 74-61 on Feb. 19 before ODU prevailed 70-47 the next day in the win that began the Monarchs' 7-2 close to the season.

Mariah Adams had 15 points, six rebounds and seven assists in the win. **Ajah Wayne** chipped in 13 points, eight boards and two blocks, and **Amari Young** had a 12-point, 14-rebound double-double.

LAST TIME OUT

ODU held off a late Middle Tennessee rally with three big defensive stops in the final 34.7 seconds and claimed a 58-56 victory at Chartway Arena on Thursday. Up one with 5.1 seconds to go, ODU forced a Middle Tennessee turnover on an inbounds pass under the Lady Raiders' basket. **Iggy Allen** made a career-high nine free throws, the last inside the final five seconds of the game. She finished with a team-high 13.

Dor Saar topped a dramatic Middle Tennessee rally by making two 3-point shots in less than 40 seconds, the final with 56.5 seconds left, to erase a six-point ODU lead and tie the score at 56-all.

Amari Young then made one of two free throws with 34.7 seconds left to give the Monarchs a one-point lead.

Kaylen Nelson, the ODU freshman from Tulsa, Oklahoma, made the first 3-point shot of her college career to tie the score at the end of the first quarter.

Aziah Hudson came off the bench and gave ODU 20 valuable minutes. Her shooting touch was perfect. She made both field goals she attempted, including a 3-pointer, was two-for-two from the free throw line and finished with seven points.

SCOUTING UAB

The Blazers are the top team in the West Division, sitting at 13-8 overall and 6-4 in Conference USA. UAB ended a two-game slide with a 68-61 win at Southern Miss on Thursday.

Margaret Whitley led the way for the Blazers in Hattiesburg with 21 points on 13-of-15 shooting from the foul line. Whitley is tied for second on the team with 10.0 points per game and is first in the conference with an 85.9 free throw percentage.

Zakya Weathersby had 10 points and eight boards against USM with four blocks. She averages 14.6 points per game (eighth in C-USA), and 11.1 rebounds per game (tops in the conference). The senior leads C-USA with 15 double-doubles and is tops in the league with a .556 shooting percentage.

She blocks 1.76 shots per contest.

The Blazers are strong on the glass, leading C-USA in rebounding (42.86) and rebounding margin (plus-8.8). UAB boasts the second-highest scoring offense in the conference (68.8 points per game) behind the third-best shooting percentage (42.3).

CLAMPING DOWN

The Monarchs are one of the tightest defensive units in the country this year. ODU entered Friday ranked 10th nationally and first in C-USA in scoring defense (52.8). The Monarchs are 24th in field goal percentage defense (.357) and 27th in 3-point field goal percentage defense (.265), good for first and third in C-USA, respectively. ODU is turning teams over 21.22 times per game (14th in DI, 1st in C-USA) while averaging the 24th-most steals per game (10.9) in the country. Additionally, ODU is tops in the conference and 47th in DI with 4.4 blocks per game.

Only eight times this season has an ODU opponent scored more than 55 points in a game. Teams have shot 40 percent or better only six times against ODU, and five teams have failed to crack the 30-percent mark.

The Monarchs have turned a team over 20 or more times on 10 occasions and have forced 30-plus turnovers four times.

Since the Monarchs began conference play, they have held the opposing team's leading scorer below their season average nine times.

GOING BIG

The Monarchs have opted for a more-traditional two-forward lineup in their last nine games. ODU has dominated the boards since **Brianna Jackson** assumed a starting role in the Jan. 17 game against Florida Atlantic. The Monarchs are averaging 39.9 rebounds and a plus-3.4 margin on the glass in those games. More significantly, Old Dominion is averaging 16.8 offensive rebounds over the last nine games and has netted 114 second-chance points (12.7 per game).

THE TURNING POINT

On Feb. 19, the Monarchs lost a 74-61 home game to UAB, dropping to 6-9 overall and 3-8 in Conference USA. ODU responded with 37-point win over UAB the following day, starting a run of seven wins over the last nine games of the season. The Monarchs are a combined 25-7 (.781) since the Feb. 19 loss to UAB.

ODU's 25 wins are the most by a C-USA team over that span, and no team in C-USA can match ODU's win percentage since Feb. 19.

MILTON-JONES NAMED WBHF FINALIST

Head coach DeLisha Milton-Jones was announced as one of 12 finalists for the Women's Basketball Hall of Fame. Milton-Jones is a two-time Olympic gold medalist and WNBA champion, helping the Los Angeles Sparks go back-to-back in 2001 and 2002. She enjoyed a 17-year career in

CREDENTIALS

Working press credentials for all Old Dominion basketball games may be secured by contacting the athletic communications office at least two days prior to the desired game. All credentials will be left at the pass gate at Chartway Arena, located at the loading dock entrance on 45th Street across from the parking garage. The credentials must be worn at press row and in the press room. **PARKING PASSES ARE AVAILABLE ON A LIMITED BASIS.** Please contact Matt Wurzbarger for credential or parking pass inquiries.

PRESS ROW

Press row is located at courtside. All radio and television broadcasts are originated at courtside. For any assistance during a game, please see Matt Wurzbarger, who is located at the end of the scorers' table near the ODU bench.

PRESS ROOM/SERVICES

The Carol R. Hudson Press Room is located under section 107 in Chartway Arena. Outside telephone lines, along with wireless and ethernet connections, are available and may be used on a first-come, first-served basis. The press and media hostess and athletic public relations office assistants are available to assist in the filing of post-game stories. A complete play-by-play as well as halftime (12 column) and post-game (NCAA 16 column) statistics are distributed. Pre-game press packets are available one hour prior to tip-off.

PHOTOGRAPHERS

Only working photographers are allowed at courtside. Credentials must be secured at least two days in advance. All photographers must display their badge at all times. Photographers will have access to the Carol R. Hudson Press Room, which provides ethernet, to work pre-game, during the game and post-game on their photography needs.

RADIO BROADCASTS

Requests to broadcast any ODU game must be approved in advance by the athletic public relations office. Phone lines are available at courtside. For additional lines, please contact Matt Wurzbarger or Matt Drexler of Spectra. For reference, ODU women's basketball games are broadcast on ESPN 94.1 FM or Money Talk 1310 AM, if there are scheduling conflicts with ESPN.

INTERVIEWS

Post-game interviews with Coach DeLisha Milton-Jones and select players are conducted in the Carol R. Hudson, Jr. Press Room. These interviews will be conducted only after the 10-minute cooling off period. Interviews with the visiting coach are also conducted in the press room. All interviews with Old Dominion players and coaches during the week must be arranged through the athletic communications office. If media has preference on which players they would like to interview in the press conference, please contact Matt Wurzbarger at the final media timeout of the fourth quarter to submit your request.

JUST MONARCHS, PLEASE

Although the women's basketball team used to be referred to as the Lady Monarchs, they now should be referred to as the Monarchs. Additionally, Old Dominion University is our official title but ODU will work just fine when abbreviating the school. Old Dom, Old Domin and other variations are incorrect.

SITUATIONAL RECORDS

STAT	Record (last year)
Home	9-2 (6-6)
Home (C-USA)	5-1 (3-6)
Home (Non-Conference)	4-1 (3-0)
Away	6-3 (4-4)
Away (C-USA)	3-2 (4-3)
Away (Non-Conference)	3-1 (0-1)
Neutral	3-0 (3-1)
Leading after 1Q	13-2 (6-7)
Trailing after 1Q	4-3 (4-4)
Tied after 1Q	1-0 (3-0)
Leading at Half	15-0 (7-4)
Trailing at Half	3-5 (6-6)
Tied at Half	0-0 (0-1)
Leading after 3Q	16-0 (9-4)
Trailing after 3Q	1-5 (4-7)
Tied after 3Q	1-0 (0-0)
Scores < 50	0-3 (0-1)
Scores 50-59	5-1 (2-1)
Scores 60-69	7-1 (0-4)
Scores 70-79	4-0 (7-1)
Scores 80-89	2-0 (3-3)
Scores 90-99	0-0 (1-1)
Scores >100	0-0 (0-0)
Allows < 50	9-1 (3-0)
Allows 50-59	7-1 (4-1)
Allows 60-69	2-1 (1-2)
Allows 70-79	0-2 (4-4)
Allows 80-89	0-0 (1-2)
Allows 90-99	0-0 (0-1)
Allows >100	0-0 (0-1)
FG% >= 40	10-0 (10-5)
FG% < 40	8-5 (3-6)
Opp. FG% >= 40	3-3 (5-8)
Opp. FG% < 40	15-2 (8-3)
FG% > Opp.	14-0 (10-2)
FG% <= Opp.	4-5 (3-9)
3PT Made > Opp.	9-0 (8-4)
3PT Made <= Opp.	9-5 (5-7)
FT% >= 70	5-0 (2-1)
FT% < 70	13-5 (11-10)
FT ATT > Opp.	11-2 (10-2)
FT ATT <= Opp.	7-3 (3-9)
Rebounds > Opp.	13-1 (10-3)
Rebounds <= Opp.	5-4 (3-8)
Assists > Opp.	14-0 (8-4)
Assists <= Opp.	4-5 (5-7)
Turnovers > Opp.	3-1 (4-4)
Turnovers <= Opp.	15-4 (9-6)
Overtime	0-0 (3-3)
OT at Home	0-0 (1-1)
OT on Road	0-0 (0-2)
Top 25	0-0 (0-0)
Top 25 at Home	0-0 (0-0)
Top 25 on Road	0-0 (0-0)

MONARCH NOTES CONTINUED..

the league and was a three-time all-star.

Milton-Jones was a decorated player at Florida, winning the Wade Trophy in 1997 as well as receiving SEC Player of the Year and First Team All-America honors that season.

2020-21 IN REVIEW

The Monarchs posted a 13-11 overall mark in 2020-21, going 7-9 in Conference USA games. ODU turned it on late, going 7-2 in its final nine games of the season. During that stretch, the Monarchs upset eventual C-USA champion Middle Tennessee on the road and won three games in as many nights to reach the semifinals of the conference tournament as the East Division's No. 6 seed.

ODU was strong on the glass last season, ranking fourth in the conference and 48th nationally with 40.5 boards per game. The Monarchs boasted two of the conference's top rebounders in **Amari Young** and **Ajah Wayne**. Young averaged a double-double and was 2nd in C-USA and 18th in DI with 11.2 rebounds per game. Wayne averaged 9.7 boards per contest (fourth in C-USA, 49th in DI) and was the leading offensive rebounder in the conference (3.8). Old Dominion was 10-3 last season when winning the rebounding battle.

The Monarchs also took great care of the ball when in possession, averaging only 12.7 turnovers per game, good for second in C-USA and 25th nationally. Starting point guard **Mariah Adams** boasted a 1.78 assist-to-turnover ratio, the fourth-best mark in C-USA. As a team, ODU's 1.06 assist-to-turnover ratio was third-best in the conference.

POTENT QUOTABLES

"I'm not paying attention to the standings yet. When it's time to take a look, I will. If I'm worried about what Middle Tennessee is doing, what Charlotte is doing, I'm taking valuable focus away from our team." **Head coach Delisha Milton-Jones on the East Division race**

"Tonight was a tremendous win for us. We know they've got a great program. I thought it was a game of two great teams going at it. It was a clash of titans." **Head coach Delisha Milton-Jones on ODU's win over MTSU**

"I feel like this was a great win. Everybody played their part, everyone played their role. We just had so much energy. When all of that is coming together, we're unstoppable." **Aziah Hudson on ODU's win over MTSU**

HIGH EXPECTATIONS

Coaches of Conference USA have predicted a two-horse race between the Monarchs and Charlotte for the regular season title. The Monarchs finished just 12 points behind the 49ers in the preseason poll, and both teams received six first-place votes. ODU and Charlotte battled three times last season with each game going

beyond regulation. The Monarchs and 49ers played a pair of double-overtime affairs, including a 90-89 ODU win in the C-USA Quarterfinals.

ALLEN, WAYNE, YOUNG NAMED PRESEASON ALL-C-USA

The Monarchs were well-represented in the Conference USA Preseason Team as **Iggy Allen**, **Ajah Wayne** and **Amari Young** all featured on the eight-person team. Those three selections were the most by any C-USA team, and only Charlotte joined ODU with multiple honorees on the team. Allen, last season's C-USA Newcomer of the Year with FAU, makes the preseason team for the first time. Both Wayne and Young were named preseason all-conference prior to the start of last season as well.

MILTON-JONES ANNOUNCES COACHING STAFF

Head coach **Delisha Milton-Jones** finalized her coaching staff in early September with the hiring of **Danielle Bell**, **Shammond Williams**, and **Cory Green** and the elevation of **Roland Jones Jr.**

- A Hampton Roads native, Bell serves as assistant coach and co-recruiting coordinator. Bell joined the Monarchs following a three-year stint at Gardner-Webb. She also had stops at Norfolk State, Richmond and Georgia. She helped the Spartans to their first winning season in 16 years and reached the 2011 Sweet 16 with the Bulldogs. The Kellam High School product graduated from Richmond in 2010 and was a four-year letterwinner with the Spiders.

- Williams was a standout performer at North Carolina with a decade-long professional playing career. Williams made the Final Four in 1995, 1997 and 1998 and left Chapel Hill as the program's career leader in 3-pointers and free throw percentage. He was drafted by the Chicago Bulls in the second round of the 1998 NBA Draft and played in 325 games with seven different franchises. Williams was also a decorated player in several European domestic leagues and has represented the Republic of Georgia on the international stage. He has previously served as a men's basketball assistant coach at Furman, Tulane and WKU.

- Jones Jr. was elevated to the role of assistant coach and co-recruiting coordinator after serving as the program's director of basketball operations last season. Prior to ODU, Jones Jr. was a girl's basketball assistant coach at Etiwanda High School in California, where he coached current Monarch **Joy Campbell**. Jones Jr. previously served under Milton-Jones at Pepperdine in 2017-18 and helped lay the groundwork for the Waves' 22-win team the following season. He played professionally in nine different countries and was a junior college honorable mention all-American at Cochise College.

SITUATIONAL RECORDS

STAT	Record (last year)
3 points or less	2-2 (3-2)
4-9 points	1-1 (4-6)
10-19 points	11-1 (3-3)
20+ points	4-1 (3-0)
Night	7-2 (6-5)
Day	11-3 (7-6)
November	5-2 (0-1)
December	5-0 (3-0)
January	5-2 (2-4)
February	3-1 (3-5)
March	0-0 (5-1)
Sunday	4-1 (2-0)
Monday	2-0 (0-0)
Tuesday	1-0 (1-0)
Wednesday	2-1 (1-1)
Thursday	4-1 (3-0)
Friday	1-0 (4-4)
Saturday	4-2 (2-6)

GAME STATS

CATEGORY	STATS
Most Pts	85 at App State (12/18)
Low Pts	45 vs. GW (11/18)
Most Opp. Pts	71 (2x) last: at WKU (2/5)
Low Opp. Pts	29 vs. Bowie State (12/8)
Largest Lead	41 vs. Bowie State (12/8)
Largest Deficit	26 (2x), last: at WKU (2/5)
Most Lead Changes	6 (2x) last: vs. GW (11/18)
Longest ODU led	39:45 (2x), last: vs. Bowie State (12/8)
Longest ODU trailed	39:29 at VCU (11/21)
Most 1Q Pts	32 at App State (12/18)
Low 1Q Pts	7 vs. Norfolk State (12/12)
Most Opp. 1Q Pts	27 at WKU (2/5)
Low Opp. 1Q Pts	2 vs. Bowie State (12/8)
Most 2Q Pts	24 (2x) last: vs. Norfolk State (12/12)
Low 2Q Pts	6 (2x), last: at UTEP (1/15)
Most Opp. 2Q Pts	18 (2x) last: at VCU (11/21)
Low Opp. 2Q Pts	4 vs. Texas Tech (11/27)
Most 1st Half Pts	49 at App State (12/18)
Low 1st Half Pts	15 at UTEP (1/15)
Most Opp. 1st Half Pts	43 at WKU (2/5)
Low Opp. 1st Half Pts	12 vs. Bowie State (12/8)
Most 3Q Pts	24 at Temple (12/22)
Low 3Q Pts	8 (2x), last: vs. FAU (1/17)
Most Opp. 3Q Pts	21 vs. SJU (11/26)
Low Opp. 3Q Pts	4 vs. Bowie State (12/8)
Most 4Q Pts	29 vs. Rice (1/20)
Low 4Q Pts	9 (2x), last: vs. MTSU (2/10)
Most Opp. 4Q Pts	26 at Temple (12/22)
Low Opp. 4Q Pts	5 at UTSA (1/13)
Most 2nd Half Pts	45 (2x), last: at Temple (12/22)
Low 2nd Half Pts	22 vs. Texas Tech (11/27)
Most Opp. 2nd Half Pts	40 vs. FIU (2/7)
Low Opp. 2nd Half Pts	17 vs. Bowie State (12/8)

MONARCH NOTES CONTINUED..

- No stranger to ODU women's basketball, Green was hired as the new director of basketball operations. He was a former student manager and office assistant and eventual interim video coordinator for the Monarchs and graduated from ODU in 2016. Following graduation, Green was a women's basketball GA at Detroit then worked for women's hoops at Memphis for three seasons, first as the video coordinator and then the director of basketball operations.

MONARCHS ADD 10 FOR 2021-22 SEASON

Head coach **DeLisha Milton-Jones** added 10 newcomers prior to the start of the season. The 10-member signing class includes five freshmen, four Division I transfers and a second team junior college all-American.

- **Iggy Allen** comes to ODU as a graduate transfer. Last season she was named C-USA's Newcomer of the Year while at Florida Atlantic. She set single-season Division I-era program records in scoring (22.2 points per game) and rebounding (10.9 rebounds per game) with the Owls. Allen also played at Miami (Fla.) and Mississippi State, where she played in the NCAA Final as a freshman. As a high schooler, Allen was ranked as the No. 43 prospect nationally.

- **Ashanti Barnes-Williams** was rated a top-150 recruit by ProspectsNation coming out of Lake Taylor High School in Norfolk. She helped lead the Titans to a state title and received VHSL 4A All-State honors in 2020. Additionally, she is a former First Team All-Conference and Second Team All-Tidewater honoree.

- **Joy Campbell** played in 18 of a possible 19 games as a freshman at UC Riverside last season. She was second on the team in both assists and steals. Campbell is a former Sun/Bulletin Player of the Year at Etiwanda High School. The Eagles were ranked as high as sixth nationally by MaxPreps in Campbell's senior season.

- **Kaye Clark** was a Second Team NJCAA All-American for Trinity Valley CC last season. In her two seasons at Trinity Valley, the Cardinals went a combined 54-4 and played for the NJCAA championship in 2021. She averaged 14.2 points, 5.5 rebounds and 4.3 assists per game in her all-American campaign while making 1.5 3-pointers per game at a .407 clip.

- **Brianna Jackson** started her collegiate career at Miami (Fla.), where she played two seasons. Jackson featured in 40 total games for the Hurricanes. She led Miami and was sixth in the ACC in blocks per game (1.30) as a freshman. Jackson was a four-star prospect out of local powerhouse Princess Anne High School and was the fourth-ranked player in the state of Virginia. A former VHSL 5A State Player of the year, she won four state titles with the Cavaliers.

- **Amhyia Moreland** was a two-time state champion with Zebulon B. Vance High School in Charlotte. She had an 11-point, 13-board double-double in the 2021 state title game. She garnered I-Meck Player of the Year honors after averaging 18.3 points and 7.4 rebounds per game as a senior.

- **Kaylen Nelson** averaged 13.4 points and 5.9 rebounds as a senior at Union High School in Tulsa, garnering all-state honors in the process. She was also a First Team All-World honoree as a senior as she helped guide Union to the 6A state semifinals.

- **Alex Rouse** was a multi-sport athlete at Joe T. Robinson High School in Little Rock. She averaged 25.5 points, six rebounds and three assists as a senior en route to all-conference and all-state honors. She played in the state tournament in basketball and also won a state title in soccer. Additionally, she owns one varsity letter for volleyball.

- **Eden Sample** was a nominee for the 2021 McDonald's All-American game and an Atlanta Journal-Constitution 6A All-State Second Teamer as a senior. She received first team all-conference honors as a junior, leading Collins Hill High School in scoring at 16.5 points per game.

- **Taleah Washington** played two seasons at Syracuse and reached the Round of 32 in the 2021 NCAA Tournament. She played in 42 total games for the Orange and was coached by Milton-Jones as a freshman. In high school, Washington was a two-time state champion, a 1,000-point scorer and a two-time MVP of the Rose Classic.

1K WATCH

The Monarchs added its newest member of the 1,000-point club on Jan. 17. **Amari Young** became the 35th Monarch to tally 1,000 points in a career and now has 1,090.

Ajah Wayne also joined the 1,000-point club this season and now has 1,241. She currently ranks 27th all-time at ODU.

In total, 35 ODU players have reached the 1,000-point threshold. The Monarchs boast 15 1,500-point scorers and six 2,000-point scorers. Anne Donovan holds the career scoring record at Old Dominion with 2,719 points in her 136 career games (20.0 per game).

SILVER MONARCHS

The Monarchs are celebrating the 25th anniversary of their 1996-97 national runner-up squad. That year, ODU posted a 34-2 overall record, going 16-0 in conference and winning the sixth of an eventual 17-consecutive CAA crowns. The 96-97 edition of the Monarchs owned the best offense in the nation (84.4 points per game) and won by an average of 31.9 points per game.

ODU opened the NCAA Tournament with a 102-52 win over Liberty then survived in overtime vs. Purdue, 69-65. After a comfortable win over LSU to reach the Elite Eight, the Monarchs eked out a pair

THE LAST TIME...

TEAM SCORING

100+	W, 105-62 vs. Hofstra (2/14/04)
90+	W, 90-89 2OT vs. CLT (3/11/21)
<40	L, 37-55 at GW (11/28/20)
Allowed 100+	L, 102-95 2OT vs. CLT (2/10/21)
Allowed <40	W, 70-29 vs. Bowie State (12/8)
5 plys w/ 10+ Pts (5)	W, 80-52 vs. S.C. State (11/9/21)
6 plys w/ 10+ Pts (6)	W, 95-68 vs. FIU (1/12/19)

TEAM STATS

60%+	61.4% at Southern Miss (2/10/18)
60%+ 3PT	69.2% at Southern Miss (2/10/18)
0 3PT	at VCU (11/21/21)
10+ 3PT	12 vs. WKU (3/9/21)
100% FT	5-5 at George Mason (11/17/17)
40+ FT ATT	42 vs. William & Mary (12/8/18)
10+ REB MARG.	+10 at Marshall (2/3)
20+ REB MARG.	+21 vs. North Texas (1/22)
30+ REB MARG.	+33 vs Florida Atlantic (3/13/19)
20+ OFF REBS	24 vs. North Texas (1/22)

OVERTIME

Game	W, 90-89 vs. CLT (3/11/21)
Win	W, 90-89 vs. CLT (3/11/21)
Loss	L, 87-80 vs. CLT (2/13/21)
Road Game	L, 87-80 vs. CLT (2/13/21)

INDIVIDUAL

50+ Points	Anne Donovan (50) vs. Norfolk State (12/11/80)
40+ Points	Jennie Simms (41) at Florida Atlantic (2/4/17)
30+ Points	Amari Young (31) vs. CLT (3/11/21)
2 players with 20+ Points	I. Allen (23) / A. Wayne (21) at App State (12/18/21)
Triple-Double	Ticha Penicheiro (22p/15r/14s) vs. St. Francis (Pa.) (3/13/98)
Double-Double (P/R)	Amari Young (10p, 10r) at Charlotte (1/29/22)
Double-Double (P/A)	Taylor Edwards vs. Jacksonville (11/24/18)
2 players with D/D	I. Allen / A. Wayne at Temple (12/22)
10+ 3PT	TJ Jordan (10) vs. Northeastern (2/8/07)
20+ FT ATT	Ajah Wayne (20) at Cincinnati (11/12/18)
15+ REB	Iggy Allen (15) vs. Norfolk State (12/12)
20+ REB	Amari Young (24) vs. Charlotte (2/10/21)
10+ OFF REB	Ashley Scott (11) vs. Florida Atlantic (3/13/19)
10+ ASTS	Taylor Edwards (10) vs. Jacksonville (11/24/18)
5+ BLKS	Marie Reichert (5) vs. Campbell (11/8/19)
5+ STLS	Mariah Adams (6) at Temple (12/22)

MONARCH NOTES CONTINUED..

of one-point wins to reach the title game for the first time since winning it all in 1985. The Monarchs topped Florida and current head coach **DeLisha Milton-Jones** in the Elite Eight before beating Stanford 83-82 in the Final Four. Old Dominion ran in to a Tennessee team in the midst of an run of 46-straight wins and back-to-back national titles and lost 68-59 in the championship game.

A NEW VOICE FOR THE MONARCHS

Longtime Hampton Roads area sports broadcaster **Matthew Hatfield** was hired in early October to be the new play-by-play announcer for ODU women's basketball. A native of Virginia Beach, Hatfield has been covering sports in the state for nearly two decades. He joined VirginiaPreps.com in December of 2004 and became the site's publisher in 2016.

In 2010, was hired by Max Media and has been hosting a weekly or daily show on ESPN Radio 94.1 FM for 11 years, making him the longest-tenured active local sports radio host in the Tidewater market. He currently hosts the 757 Saturday Sports Talk from 10 a.m. to noon on ESPN Radio 94.1.

All ODU women's basketball games can be heard on ESPN Radio 94.1 FM or Money Talk 1310 AM/100.9 FM/97.3 HD2FM. Joining Hatfield on the call will be former Monarch women's basketball assistant coach Susan Montgomery.

2021-22 STREAM INFORMATION

All home contests during the 2021-22 season are streaming live on either CUSA, tv or ESPN+. Twelve of ODU's 14 home games will be found on CUSA.tv, while the Monarch's matchups with Auburn (Nov. 14) and Rice (Jan. 20) will be on ESPN+. In addition, ODU's Feb. 5 game at WKU will broadcast live on ESPN+ with all other road conference games appearing on CUSA.tv.

CUSA.tv offers three payment options, including a 24-hour pass (\$6.95), a monthly recurring subscription (\$10.95), and a yearly pass (\$99.95). ESPN+ is available for \$6.99 per month or for an annual subscription of \$69.99.

STAYING SOCIAL

Be sure to follow Old Dominion women's basketball on Facebook (@ODUWBB), Twitter (@ODU_WBB) and Instagram (@oduwbasketball) to stay up-to-date with the program.

In addition, follow Old Dominion University Athletics on Facebook (@ODUsports), Twitter (@ODUSports) and Instagram (@odusports) for all things ODU sports related.

CAREER TOTALS

Double-Figure Scoring Games			
	2021-22	Career	Streak
Ajah Wayne	16	67	2
Amari Young	12	55	---
Iggy Allen	18	42	3
Aziah Hudson	1	30	---
Mariah Adams	5	23	---
Maggie Robinson	---	17	---
Brianna Jackson	5	13	---
Taleah Washington	1	3	---
Kaye Clark	2	2	---
Joy Campbell	---	1	---

30-Point Games		
	2021-22	Career
Iggy Allen	---	4
Ajah Wayne	---	1
Amari Young	---	1

20-Point Games		
	2021-22	Career
Iggy Allen	5	17
Ajah Wayne	3	14
Amari Young	---	6
Mariah Adams	---	2
Aziah Hudson	---	2

10-Rebound Games		
	2021-22	Career
Amari Young	3	31
Ajah Wayne	2	25
Iggy Allen	6	13
Brianna Jackson	3	4
Maggie Robinson	---	1

Double-Doubles		
	2021-22	Career
Ajah Wayne	2	20
Amari Young	1	18
Iggy Allen	6	17
Brianna Jackson	---	1

GAMES LEADING ODU IN...

Scoring		2021-22
Iggy Allen		12
Ajah Wayne		10
Amari Young		3
Brianna Jackson		1

Rebounding		2021-22
Iggy Allen		14
Brianna Jackson		6
Amari Young		5
Ajah Wayne		2

Assists		2021-22
Mariah Adams		16
Iggy Allen		3
Kaye Clark		3
Ajah Wayne		2
Amari Young		2
Ashanti Barnes-Williams		1
Taleah Washington		1

Steals		2021-22
Mariah Adams		9
Iggy Allen		6
Kaye Clark		6
Amari Young		5
Brianna Jackson		3
Ajah Wayne		2
Joy Campbell		1
Aziah Hudson		1

Blocks		2021-22
Brianna Jackson		15
Amari Young		8
Amhyia Moreland		5
Ajah Wayne		4
Kaye Clark		3
Iggy Allen		2
Mariah Adams		1
Taleah Washington		1

TOP 25 POLLS

AP (Feb. 6)

Rank	Team	Record	Prev. Rank
1	South Carolina (30)	21-1	1
2	Stanford	18-3	2
3	Louisville	21-2	4
4	Michigan	20-2	6
5	NC State	20-3	3
6	Arizona	17-3	8
7	Indiana	16-3	5
8	UConn	15-4	10
9	Iowa State	20-3	11
10	Baylor	17-5	9
11	Georgia Tech	18-4	12
12	Oklahoma	20-3	18
13	Tennessee	19-4	7
14	LSU	18-4	15
15	Maryland	17-6	17
16	Texas	15-6	13
17	Georgia	17-5	14
18	Notre Dame	18-5	20
19	Florida	17-6	NR
20	BYU	19-2	16
21	Ohio State	16-4	23
22	Florida Gulf Coast	21-1	22
23	North Carolina	18-4	24
24	Oregon	14-7	19
25	Iowa	15-6	21

USA TODAY/WBCA COACHES (Feb. 8)

Rank	Team	Record	Prev. Rank
1	South Carolina (31)	21-1	1
2	Stanford (1)	18-3	2
3	Louisville	21-2	4
4	Michigan	20-2	5
5	North Carolina State	21-3	3
6	Indiana	16-3	6
7	Arizona	17-3	8
8	Connecticut	15-4	9
9	Iowa State	20-3	10
10	Tennessee	19-4	7
11	Baylor	17-5	12
12	Maryland	17-6	14
13	LSU	19-4	15
14	Georgia	17-5	11
15	Oklahoma	20-3	18
16	Georgia Tech	18-5	17
17	Texas	15-6	13
18	Brigham Young	19-2	16
19	Notre Dame	18-5	19
20	Florida Gulf Coast	21-1	20
21	Ohio State	17-4	21
22	North Carolina	18-4	23
23	Florida	17-6	NR
24	Iowa	15-6	24
25	Mississippi	18-5	25
25	Oregon	15-7	41

NET RANKINGS

C-USA ONLY (Feb. 8)

Rank	Team	Record	Prev. Rank
56	Middle Tennessee	16-4	56
90	Old Dominion	16-5	90
116	North Texas	9-10	116
121	WKU	14-7	122
125	Charlotte	12-7	124
151	UTEP	13-9	151
153	LA Tech	12-8	153
157	UAB	10-8	157
176	Marshall	9-9	175
184	FIU	8-10	184
188	Southern Miss	13-7	188
227	Rice	6-9	226
264	Florida Atlantic	3-17	264
295	UTSA	5-17	294

AROUND THE LEAGUE

CONFERENCE USA STANDINGS (AS OF FEB. 10)

	C-USA	Pct.	H	A	Overall	Pct.	H	A	N	L10	Streak
EAST											
↔ Charlotte	9-1	.900	3-1	6-0	13-7	.650	4-3	7-3	2-1	9-1	W4
↔ WKU	9-3	.750	5-1	4-2	16-7	.696	8-3	7-3	1-1	7-3	W2
↔ Old Dominion	8-3	.727	5-1	3-2	18-5	.783	9-2	6-3	3-0	7-3	W2
↔ Middle Tennessee	8-3	.727	5-0	3-3	16-5	.762	9-0	6-4	1-1	7-3	L1
↔ Marshall	6-6	.500	4-2	2-4	11-10	.524	7-3	3-7	1-0	4-6	L5
↔ FIU	4-7	.364	4-2	0-5	12-10	.545	10-4	2-6	0-0	4-6	W1
↔ Florida Atlantic	1-11	.083	1-5	0-6	5-18	.217	4-9	1-9	0-0	1-9	L5
WEST											
↔ UAB	6-4	.600	2-2	4-2	13-8	.619	8-2	5-6	0-0	6-4	W1
↔ Southern Miss	7-5	.583	5-2	2-3	15-8	.652	10-3	4-4	1-1	7-3	L1
↔ Louisiana Tech	6-6	.500	4-2	2-4	14-9	.609	9-2	4-7	1-0	6-4	L1
↔ North Texas	5-6	.455	3-2	2-4	11-10	.524	7-4	2-6	2-0	5-5	W3
↔ UTEP	5-7	.417	4-3	1-4	13-9	.590	9-3	3-5	1-1	4-6	L2
↔ Rice	2-7	.222	1-3	1-4	7-10	.412	5-5	2-5	0-0	3-7	L1
↔ UTSA	2-9	.181	1-5	1-4	5-17	.227	3-7	2-8	0-2	2-8	L2

THIS WEEK'S GAMES

Thursday, Feb. 10	Coverage	Time (CT)
↔ WKU 72, at FAU 69 (OT)		
↔ Middle Tennessee 56, at Old Dominion 58		
↔ UAB 68, at Southern Miss 61		
↔ Marshall 66, at FIU 70		
↔ Charlotte 59, at LA Tech 56		
↔ Rice 50, at North Texas 57		
Sunday, Feb. 13		
↔ Old Dominion at UAB	CUSA.tv	12 p.m.
↔ Middle Tennessee at Charlotte	ESPN+	12 p.m.
↔ UTEP at Marshall	ESPN+	12 p.m.
↔ UTSA at WKU	CUSA.tv	1 p.m.
↔ North Texas at Rice	YouTube	2 p.m.

↔ - Conference USA game

GAME NIGHT NOTES

↔ Charlotte remained perfect on the road in C-USA action as it got a 59-56 victory at LA Tech to move to 9-1 on the season and 6-0 in conference road games
 ↳ Charlotte's Mikayla Boykin led with 16 points and added five rebounds and two assists while KeKe McKinney pulled down a team-high 11 rebounds
 ↳ Old Dominion snapped Middle Tennessee's four-game win streak with a tight 58-56 victory at home
 ↳ ODU's Iggy Allen nearly had a double-double with a team-high 13 points and nine rebounds including the game sealing FT with four seconds left
 ↳ WKU earned a hard fought OT win at Florida Atlantic behind four players scoring in double figures
 ↳ WKU's Merel Abdelgawad led with 23 points and was 9-of-16 from the FT line, hitting key FTs late in the game ... she added seven rebounds and three assists
 ↳ Middle Tennessee was down by 13 in the second half and came back to tie the game with 57 seconds left before Old Dominion knocked down key free throws to get the win
 ↳ MT's Dor Saar led the Lady Raiders with 15 points and added four rebounds, four assists and two steals ... she also hit the three to tie the game with 57 seconds remaining
 ↳ FIU got a career-high 31 points from Ariel Colon on 12-of-14 shooting from the field, 4-of-6 from 3-point range and a perfect 3-of-3 from the FT line in the 70-66 win over Marshall
 ↳ UAB snapped Southern Miss' four-game win streak with a 68-61 victory in Hattiesburg
 ↳ UAB's Margaret Whitley scored a team-high 21 points including a 13-of-15 mark from the FT line while Maria Roters had a double double with 14 points and 13 rebounds in the win
 ↳ North Texas has now won three-straight with its 57-50 victory over Rice
 ↳ North Texas forced 26 Rice turnovers and scored 26 points off them while also assisting on 14 of 19 made FGs
 ↳ Florida Atlantic's Alexa Zaph was perfect from the FT line going 1-of-11 en route to 21 points and added seven rebounds in the tight OT loss to WKU



#0 JOY CAMPBELL

5-6 | SOPHOMORE | GUARD | FONTANA, CALIF. | UC RIVERSIDE | ETIWANDA

PLAYER NOTES

- Scored two points with one rebound, one assist and one steal at Marshall.
- Set a season best with three assists in just nine minutes vs. Rice.
- Matched a career high with five steals at Appalachian State.
- Set season highs with six points and 20 minutes played vs. Bowie State. Led the Monarchs in minutes.
- Grabbed a season-high four rebounds vs. Stetson.

CAREER HIGHS

PTS: 10, Cal Poly - 1/30/21*
RBS: 7, Cal St. Fullerton - 2/5/21*
AST: 6 (2x), last: UC Santa Barbara - 2/26/21*
STL: 5 (2x), last: Appalachian State - 12/18/21
BLK: 1, Cal Poly - 1/29/21*
MIN: 35, Cal St. Fullerton - 2/6/21*
FG: 4 (2x), last: Cal St. Fullerton - 2/6/21*
FGA: 10, UC Santa Barbara - 2/27/21*
3FG: 1 (4x), last: UTEP - 1/15/22
3FGA: 4, UTSA - 1/13/22
FT: 5, Cal Poly - 1/29/21*
FTA: 6, Cal Poly - 1/29/21*
 *at previous school

SEASON HIGHS

PTS: 6, Bowie State - 12/8/21
RBS: 4, Stetson - 11/28/21
AST: 3, Rice - 1/20/22
STL: 5, Appalachian State - 12/18/21
BLK: ---
MIN: 20, Bowie State - 12/8/21
FG: 2 (3x), last: UTSA - 1/13/22
FGA: 6 (2x), last: UTSA - 1/13/22
3FG: 1 (3x), last: North Texas - 1/22/22
3FGA: 4, UTSA - 1/13/22
FT: 2 (2x), last: North Texas - 1/22/22
FTA: 5, Bowie State - 12/8/21

2021-22 GAME-BY-GAME

Opponent	Date	GS	MIN	Total		3-Pointers		Free throws		Rebounds				PF	A	TO	BLK	STL	PTS	AVG	
				FG-FGA	PCT	3FG-3FGA	PCT	FT-FTA	PCT	OFF	DEF	TOT	AVG								
South Carolina St.	11/09/2021		09:45	0-0	.000	0-0	.000	0-0	.000	0	0	0	0.0	0	0	0	0	0	0	0.0	
Auburn	11/14/2021		00:38	0-1	.000	0-0	.000	0-0	.000	0	0	0	0.0	0	0	0	0	0	0	0.0	
George Washington	11/18/2021		04:55	0-0	.000	0-0	.000	0-0	.000	0	0	0	0.0	0	0	1	0	0	0	0.0	
at VCU	11/21/2021		06:12	1-2	.500	0-1	.000	0-0	.000	0	0	0	0.0	0	0	1	0	0	2	0.5	
vs Saint Joseph's	11/26/2021		01:12	0-2	.000	0-0	.000	0-0	.000	1	1	2	0.4	0	0	0	0	0	0	0.4	
vs Stetson	11/28/2021		05:40	0-0	.000	0-0	.000	0-0	.000	0	4	4	1.0	0	0	1	0	0	0	0.3	
at William & Mary	12/05/2021		05:32	0-3	.000	0-1	.000	0-0	.000	1	2	3	1.3	2	0	0	0	0	0	0.3	
Bowie St.	12/08/2021		20:00	2-6	.333	0-2	.000	2-5	.400	2	0	2	1.4	0	0	1	0	1	6	1.0	
Norfolk St.	12/12/2021		04:00	0-0	.000	0-0	.000	1-2	.500	0	0	0	1.2	0	0	1	0	0	1	1.0	
at Appalachian St.	12/18/2021		18:07	2-4	.500	0-0	.000	0-0	.000	0	3	3	1.4	1	2	5	0	5	4	1.3	
at UTSA	01/13/2022		12:02	2-6	.333	1-4	.250	0-2	.000	0	1	1	1.4	1	1	0	0	1	5	1.6	
at UTEP	01/15/2022		04:40	1-1	1.000	1-1	1.000	0-0	.000	0	0	0	1.3	0	0	0	0	0	3	1.8	
Fla. Atlantic	01/17/2022		03:02	0-1	.000	0-1	.000	0-0	.000	0	2	2	1.3	0	0	2	0	0	0	1.6	
Rice	01/20/2022		09:15	0-0	.000	0-0	.000	0-0	.000	0	0	0	1.2	1	3	0	0	0	0	1.5	
North Texas	01/22/2022		18:45	1-3	.333	1-2	.500	2-2	1.000	0	1	1	1.2	1	2	0	0	0	5	1.7	
Charlotte	01/26/2022		07:19	0-1	.000	0-0	.000	0-0	.000	0	0	0	1.1	0	0	0	0	0	0	1.6	
at Charlotte	01/29/2022		00:50	0-0	.000	0-0	.000	0-0	.000	0	0	0	1.1	0	0	0	0	0	0	1.5	
at Marshall	02/03/2022		08:31	1-1	1.000	0-0	.000	0-0	.000	0	1	1	1.1	1	1	0	0	1	2	1.6	
at Western Ky.	02/05/2022		06:24	0-3	.000	0-1	.000	0-0	.000	0	0	0	1.0	1	1	0	0	1	0	1.5	
FIU	02/07/2022		06:50	0-0	.000	0-0	.000	0-0	.000	0	3	3	1.1	0	2	3	0	0	0	1.4	
Totals			0	153:39	10-34	.294	3-13	.231	5-11	.455	4	18	22	1.1	8	12	15	0	9	28	1.4

CAREER STATISTICS

SEASON	TEAM	GP-GS	MIN/AVG	Field Goals		3-Point		F-Throws		Rebounds				Scoring						
				FG-FGA	FG%	3FG-3FGA	3FG%	FT-FTA	FT%	OFF	DEF	TOT	AVG	PF-FO	A	TO	BLK	STL	PTS	AVG
2020-21	UCR	18-7	319/17.7	23-62	.371	2-8	.250	17-22	.773	5	28	33	1.8	40-1	28	31	1	29	65	3.6
2021-22	ODU	20-0	154/7.7	10-34	.294	3-13	.231	5-11	.455	4	18	22	1.1	8-0	12	15	0	9	28	1.4
TOTAL FOR ODU		20-0	154/7.7	10-34	.294	3-13	.231	5-11	.455	4	18	22	1.1	8-0	12	15	0	9	28	1.4
TOTAL		38-7	472/12.4	33-96	.344	5-21	.238	22-33	.667	9	46	55	1.4	48-1	40	46	1	38	93	2.4



#1 MARIAH ADAMS

6-0 | SENIOR | GUARD | LITTLE ROCK, ARK. | ESTEM

PLAYER NOTES

- Top-10 in C-USA in assist-to-turnover ratio (1.42, 4th), steals per game (2.19, 6th) and assists per game (4.2, 4th).
- Scored in double figures for the fourth time this season with 11 vs. North Texas. Also matched a career high with seven boards.
- Set a career high with six steals at Temple. Also had nine points and six assists.
- Had one of her finest performances in an ODU uniform vs. Texas Tech. Set or matched career highs with 14 points, seven rebounds, seven assists and four steals while shooting 5-of-9 and 4-for-4 from the foul line.
- Set a new career high with 14 points vs. Saint Joseph's. Also matched her personal best with six assists. Made two 3-pointers, both coming as part of an eight-point third quarter.

CAREER HIGHS

PTS: 14 (2x), last: Texas Tech - 11/27/21
RBS: 7 (3x), last: North Texas - 1/22/22
AST: 7, Texas Tech - 11/27/21
STL: 6, Temple - 12/22/21
BLK: 3, Norfolk State - 11/9/18
MIN: 39 (2x), last: Charlotte - 1/29/22
FG: 5 (6x), last: Texas Tech - 11/27/21
FGA: 15, Saint Mary's - 12/22/18
3FG: 3, Saint Mary's - 12/22/18
3FGA: 9, Saint Mary's - 12/22/18
FT: 6, William & Mary - 12/5/19
FTA: 6 (3x), last: Temple - 12/22/21

SEASON HIGHS

PTS: 14 (2x), last: Texas Tech - 11/27/21
RBS: 7 (2x), last: North Texas - 1/22/22
AST: 7, Texas Tech - 11/27/21
STL: 6, Temple - 12/22/21
BLK: 1 (2x), last: Middle Tennessee - 2/10/22
MIN: 39 (2x), last: Charlotte - 1/29/22
FG: 5 (2x), last: Texas Tech - 11/27/21
FGA: 10 (2x), last: Charlotte - 1/26/22
3FG: 2 (2x), last: Charlotte - 1/26/22
3FGA: 5, Charlotte - 1/26/22
FT: 5, Temple - 12/22/21
FTA: 6, Temple - 12/22/21

2021-22 GAME-BY-GAME

Opponent	Date	GS	MIN	Total		3-Pointers		Free throws		Rebounds				Other								
				FG-FGA	PCT	3FG-3FGA	PCT	FT-FTA	PCT	OFF	DEF	TOT	AVG	PF	A	TO	BLK	STL	PTS	AVG		
South Carolina St.	11/09/2021	*	24:22	4-9	.444	0-2	.000	2-2	1.000	0	1	1	1.0	4	2	1	0	4	10	10.0		
Auburn	11/14/2021	*	24:17	0-4	.000	0-2	.000	0-2	.000	0	2	2	1.5	4	2	4	0	1	0	5.0		
George Washington	11/18/2021	*	35:05	1-7	.143	0-0	.000	0-0	.000	0	3	3	2.0	4	1	2	0	0	2	4.0		
vs Saint Joseph's	11/26/2021		29:07	5-8	.625	2-2	1.000	2-2	1.000	1	4	5	2.8	3	6	2	0	2	14	6.5		
vs Texas Tech	11/27/2021		34:12	5-9	.556	0-1	.000	4-4	1.000	1	6	7	3.6	4	7	1	0	4	14	8.0		
vs Stetson	11/28/2021	*	35:09	3-5	.600	1-1	1.000	2-3	.667	2	2	4	3.7	2	6	3	0	4	9	8.2		
at William & Mary	12/05/2021	*	33:38	1-5	.200	0-3	.000	0-0	.000	1	0	1	3.3	2	2	1	0	3	2	7.3		
Bowie St.	12/08/2021	*	17:56	1-3	.333	0-2	.000	2-2	1.000	0	1	1	3.0	3	2	0	0	0	4	6.9		
Norfolk St.	12/12/2021	*	24:34	0-2	.000	0-1	.000	1-2	.500	0	1	1	2.8	2	6	4	0	1	1	6.2		
at Temple	12/22/2021		31:40	2-8	.250	0-2	.000	5-6	.833	2	0	2	2.7	5	6	7	0	6	9	6.5		
at UTSA	01/13/2022	*	31:19	2-7	.286	0-4	.000	0-0	.000	0	0	0	2.5	2	5	3	0	1	4	6.3		
at UTEP	01/15/2022	*	39:11	4-10	.400	0-1	.000	0-0	.000	1	4	5	2.7	1	3	4	0	4	8	6.4		
Fla. Atlantic	01/17/2022	*	36:58	1-7	.143	0-2	.000	0-0	.000	2	1	3	2.7	1	5	5	0	3	2	6.1		
Rice	01/20/2022	*	31:39	0-7	.000	0-1	.000	2-2	1.000	0	1	1	2.6	2	5	3	0	0	2	5.8		
North Texas	01/22/2022	*	33:54	4-8	.500	0-2	.000	3-4	.750	3	4	7	2.9	4	6	4	0	1	11	6.1		
Charlotte	01/26/2022	*	32:41	4-10	.400	2-5	.400	1-2	.500	0	3	3	2.9	4	5	2	0	2	11	6.4		
at Charlotte	01/29/2022	*	39:10	2-3	.667	1-1	1.000	2-2	1.000	1	5	6	3.1	2	5	1	0	3	7	6.5		
at Marshall	02/03/2022	*	31:29	1-6	.167	0-1	.000	4-4	1.000	0	3	3	3.1	1	3	3	0	1	6	6.4		
at Western Ky.	02/05/2022	*	31:59	2-8	.250	0-2	.000	0-0	.000	1	1	2	3.0	2	5	3	0	2	4	6.3		
FIU	02/07/2022	*	32:22	2-5	.400	0-1	.000	2-2	1.000	0	2	2	3.0	4	2	7	1	3	6	6.3		
Middle Tenn.	02/10/2022	*	32:33	2-6	.333	0-2	.000	0-0	.000	0	0	0	2.8	4	4	2	1	1	4	6.2		
Totals			18	663:16	.336	46-137	.336	6-38	.158	32-39	.821	15	44	59	2.8	60	88	62	2	46	130	6.2

CAREER STATISTICS

SEASON	TEAM	GP-GS	MIN/AVG	Field Goals		3-Point		F-Throws		Rebounds				Scoring						
				FG-FGA	FG%	3FG-3FGA	3FG%	FT-FTA	FT%	OFF	DEF	TOT	AVG	PF-FO	A	TO	BLK	STL	PTS	AVG
2018-19	ODU	32-4	741/23.2	52-168	.310	22-90	.244	29-39	.744	19	74	93	2.9	71-1	60	43	7	24	155	4.8
2019-20	ODU	28-2	657/23.5	62-156	.397	13-50	.260	29-39	.744	28	71	99	3.5	52-0	62	52	7	28	166	5.9
2020-21	ODU	24-24	769/32.0	79-203	.389	15-41	.366	29-40	.725	29	70	99	4.1	66-2	96	54	9	30	202	8.4
2021-22	ODU	21-18	663/31.6	46-137	.336	6-38	.158	32-39	.821	15	44	59	2.8	60-1	88	62	2	46	130	6.2
TOTAL		105-48	2830/27.0	239-664	.360	56-219	.256	119-157	.758	91	259	350	3.3	249-4	306	211	25	128	653	6.2



#2 IGGY ALLEN

5-11 | GRADUATE | GUARD | POMPANO BEACH, FLA. | DILLARD | FLORIDA ATLANTIC

PLAYER NOTES

- A Preseason All-Conference USA honoree.

- Ranks third in C-USA in double-doubles (six), fourth in rebounds per game (8.0) and is ninth in points per game (14.3).

- Hit the 20-point plateau for the fifth time this season with 22 points at WKU. Set a season high with four made 3-pointers.

- Recorded a fifth double-double in a seven-game span with 20 points and 13 rebounds vs. Rice.

- Set a new season high with 23 points at Appalachian State. Made 10 of 15 shots, including 3-of-4 from deep.

- Matched her season high with 15 boards vs. NSU. Chipped in 15 points for her 2nd double-double of the year.

- Set a career high with seven assists vs. Stetson, also had three steals and three treys.

- Named C-USA Player of the Week on Nov. 15. Averaged 18.0 points and 11.0 rebounds in ODU's first two games. Had a 21-point, 15-rebound double-double to lead the Monarchs past Auburn.

CAREER HIGHS

PTS: 35, WKU - 2/5/21*

RBS: 18, Southern Miss - 2/26/21*

AST: 7, Stetson - 11/28/21

STL: 6, Old Dominion - 1/9/21*

BLK: 3, WKU - 2/5/21*

MIN: 39, Auburn - 11/14/21

FG: 14, WKU - 2/5/21*

FGA: 25 (4x), last: UAB - 3/10/21*

3FG: 5 (3x), last: Southern Miss - 2/26/21*

3FGA: 12, WKU - 2/5/22

FT: 9 (3x), last: Middle Tennessee - 2/10/22

FTA: 12, Middle Tennessee - 2/10/22

*at previous school

SEASON HIGHS

PTS: 23, Appalachian State - 12/18/21

RBS: 15 (2x), last: Norfolk State - 12/12/21

AST: 7, Stetson - 11/28/21

STL: 3 (6x), last: Florida Atlantic - 1/17/22

BLK: 1 (5x), last: Middle Tennessee - 2/10/22

MIN: 39, Auburn - 11/14/21

FG: 10, Appalachian State - 12/18/21

FGA: 24, Charlotte - 1/26/22

3FG: 4, WKU - 2/5/22

3FGA: 12, WKU - 2/5/22

FT: 9 (2x), last: Middle Tennessee - 2/10/22


FTA: Middle Tennessee - 2/10/22

2021-22 GAME-BY-GAME

Opponent	Date	GS	MIN	Total		3-Pointers		Free throws		Rebounds				PF	A	TO	BLK	STL	PTS	AVG
				FG-FGA	PCT	3FG-3FGA	PCT	FT-FTA	PCT	OFF	DEF	TOT	AVG							
South Carolina St.	11/09/2021	*	22:23	6-13	.462	2-2	1.000	1-2	.500	3	4	7	7.0	2	1	0	0	3	15	15.0
Auburn	11/14/2021	*	38:21	7-17	.412	3-6	.500	4-6	.667	5	10	15	11.0	3	1	2	0	2	21	18.0
George Washington	11/18/2021	*	31:31	3-13	.231	1-3	.333	2-3	.667	1	7	8	10.0	1	2	0	1	9	15.0	
at VCU	11/21/2021	*	36:56	3-14	.214	0-5	.000	0-1	.000	0	4	4	8.5	4	0	1	0	2	6	12.8
vs Saint Joseph's	11/26/2021	*	17:53	6-8	.750	3-4	.750	0-0	.000	1	3	4	7.6	4	0	1	0	0	15	13.2
vs Texas Tech	11/27/2021	*	32:13	5-14	.357	2-5	.400	0-0	.000	2	6	8	7.7	2	1	2	0	0	12	13.0
vs Stetson	11/28/2021	*	34:02	6-17	.353	3-8	.375	1-2	.500	3	3	6	7.4	1	7	0	0	3	16	13.4
at William & Mary	12/05/2021	*	31:35	7-14	.500	2-3	.667	0-0	.000	0	8	8	7.5	3	4	5	0	3	16	13.8
Bowie St.	12/08/2021	*	16:42	1-10	.100	0-4	.000	0-1	.000	1	4	5	7.2	0	2	2	0	1	2	12.4
Norfolk St.	12/12/2021	*	26:17	4-11	.364	0-4	.000	7-9	.778	6	9	15	8.0	1	2	4	0	1	15	12.7
at Appalachian St.	12/18/2021	*	23:13	10-15	.667	3-4	.750	0-0	.000	0	8	8	8.0	2	2	1	0	1	23	13.6
at Temple	12/22/2021	*	37:12	6-19	.316	1-4	.250	9-9	1.000	8	4	12	8.3	3	1	2	1	3	22	14.3
at UTSA	01/13/2022	*	33:42	8-17	.471	0-3	.000	3-4	.750	0	10	10	8.5	1	1	1	0	3	19	14.7
at UTEP	01/15/2022	*	29:24	4-12	.333	0-4	.000	1-1	1.000	0	5	5	8.2	3	2	2	0	1	9	14.3
Fla. Atlantic	01/17/2022	*	34:32	5-20	.250	0-6	.000	3-6	.500	6	6	12	8.5	2	1	2	0	3	13	14.2
Rice	01/20/2022	*	31:59	7-17	.412	2-6	.333	4-4	1.000	7	6	13	8.8	3	0	3	0	1	20	14.6
North Texas	01/22/2022	*	25:46	5-16	.313	0-6	.000	3-4	.750	2	4	6	8.6	4	0	1	0	1	13	14.5
Charlotte	01/26/2022	*	34:19	6-24	.250	0-4	.000	2-3	.667	2	4	6	8.4	4	1	2	0	2	14	14.4
at Charlotte	01/29/2022	*	34:48	3-14	.214	2-7	.286	3-4	.750	3	0	3	8.2	3	2	4	0	1	11	14.3
at Marshall	02/03/2022	*	25:40	3-13	.231	1-7	.143	1-2	.500	2	5	7	8.1	2	1	1	0	1	8	14.0
at Western Ky.	02/05/2022	*	37:52	8-18	.444	4-12	.333	2-2	1.000	3	5	8	8.1	4	1	3	1	2	22	14.3
FIU	02/07/2022	*	29:28	5-11	.455	2-4	.500	2-2	1.000	3	2	5	8.0	3	3	3	1	1	14	14.3
Middle Tenn.	02/10/2022	*	32:48	2-12	.167	0-2	.000	9-12	.750	5	4	9	8.0	1	2	1	1	1	13	14.3
Totals			23	698:36	.354	31-113	.274	57-77	.740	63	121	184	8.0	56	37	43	5	37	328	14.3

CAREER STATISTICS

SEASON	TEAM	GP-GS	MIN/AVG	Field Goals		3-Point		F-Throws		Rebounds				Scoring						
				FG-FGA	FG%	3FG-3FGA	3FG%	FT-FTA	FT%	OFF	DEF	TOT	AVG	PF-FO	A	TO	BLK	STL	PTS	AVG
2016-17	MSU	20-0	111/5.6	22-46	.478	0-1	.000	9-14	.643	8	9	17	0.9	13-0	9	16	0	8	53	2.7
2019-20	Miami	12-0	109/9.1	9-27	.333	1-4	.250	4-8	.500	11	7	18	1.5	15-0	5	13	0	6	23	1.9
2020-21	FAU	22-22	717/32.6	186-427	.436	50-129	.388	67-96	.698	62	178	240	10.9	81-5	53	88	6	49	489	22.2
2021-22	ODU	23-23	699/30.4	120-339	.354	31-113	.274	57-77	.740	63	121	184	8.0	56-0	37	43	5	37	328	14.3
TOTAL FOR ODU		23-23	699/30.4	120-339	.354	31-113	.274	57-77	.740	63	121	184	8.0	56-0	37	43	5	37	328	14.3
TOTAL		77-45	1635/21.2	337-839	.402	82-247	.332	137-195	.703	144	315	459	6.0	165-5	104	160	11	100	893	11.6



#3 TALEAH WASHINGTON

5-7 | JUNIOR | GUARD | DISTRICT HEIGHTS, MD. | FORESTVILLE | SYRACUSE

PLAYER NOTES

- Played in her 50th career game at Appalachian State. Also made the first start of her three-year career.
- Set a new career high with 12 points vs. Norfolk State, going 3-of-5 from deep. Also a personal best in made treys.
- Matched her season high with six points and handed out a personal-best five assists vs. Bowie State.
- Set a new career high with two blocks vs. Auburn.
- Made her ODU debut vs. S.C. State and scored six points. Made a career-high four free throws and matched a personal-best with five attempts from the line.
- A two-year player at Syracuse. Reached the Round of 32 in the 2021 NCAA Tournament. A member of the SAAC Equity Group.

CAREER HIGHS

PTS: 12, Norfolk State - 12/12/21
RBS: 4 (2x), last: UMBC - 12/8/19*
AST: 5, Bowie State - 12/8/21
STL: 2 (2x), last: Norfolk State - 12/12/21
BLK: 2, Auburn - 11/14/21
MIN: 25, Appalachian State - 12/18/21
FG: 4 (4x), last: Norfolk State - 12/12/21
FGA: 11, UMES - 11/12/19*
3FG: 3, Norfolk State - 12/12/21
3FGA: 8, UMES - 11/12/19*
FT: 4, S.C. State - 11/9/21
FTA: 5 (2x), last: S.C. State - 11/9/21
 *at previous school

SEASON HIGHS


PTS: 12, Norfolk State - 12/12/21
RBS: 2 (3x), last: George Washington - 11/18/21
AST: 5, Bowie State - 12/8/21
STL: 2, Norfolk State - 12/12/21
BLK: 2, Auburn - 11/14/21
MIN: 25, Appalachian State - 12/18/21
FG: 4, Norfolk State - 12/12/21
FGA: 7, Appalachian State - 12/18/21
3FG: 3, Norfolk State - 12/12/21
3FGA: 5 (2x), last: Norfolk State - 12/12/21
FT: 4, S.C. State - 11/9/21
FTA: 5, S.C. State - 11/9/21

2021-22 GAME-BY-GAME

Opponent	Date	GS	MIN	Total		3-Pointers		Free throws		Rebounds				Other						
				FG-FGA	PCT	3FG-3FGA	PCT	FT-FTA	PCT	OFF	DEF	TOT	AVG	PF	A	TO	BLK	STL	PTS	AVG
South Carolina St.	11/09/2021		13:27	1-5	.200	0-1	.000	4-5	.800	0	2	2	2.0	1	1	3	1	1	6	6.0
Auburn	11/14/2021		08:16	0-1	.000	0-0	.000	0-0	.000	0	2	2	2.0	0	0	2	2	0	0	3.0
George Washington	11/18/2021		05:35	0-2	.000	0-2	.000	0-0	.000	1	1	2	2.0	1	0	1	0	0	0	2.0
at VCU	11/21/2021		12:21	2-4	.500	0-2	.000	0-2	.000	0	1	1	1.8	0	1	1	0	0	4	2.5
at William & Mary	12/05/2021		03:09	1-2	.500	1-2	.500	0-0	.000	0	0	0	1.4	0	0	1	0	0	3	2.6
Bowie St.	12/08/2021		17:19	2-6	.333	2-5	.400	0-0	.000	0	0	0	1.2	0	5	0	0	0	6	3.2
Norfolk St.	12/12/2021		15:15	4-6	.667	3-5	.600	1-2	.500	0	0	0	1.0	1	3	4	0	2	12	4.4
at Appalachian St.	12/18/2021	*	24:47	2-7	.286	1-4	.250	1-1	1.000	0	1	1	1.0	2	0	3	0	1	6	4.6
at Temple	12/22/2021	*	15:43	0-3	.000	0-2	.000	0-0	.000	0	1	1	1.0	1	0	0	0	0	0	4.1
Totals		2	115:51	12-36	.333	7-23	.304	6-10	.600	1	8	9	1.0	6	10	15	3	4	37	4.1

CAREER STATISTICS

SEASON	TEAM	GP-GS	MIN/AVG	Field Goals		3-Point		F-Throws		Rebounds				Other				Scoring		
				FG-FGA	FG%	3FG-3FGA	3FG%	FT-FTA	FT%	OFF	DEF	TOT	AVG	PF	FO	A	TO	BLK	STL	PTS
2019-20	Syr	29-0	310/10.7	33-109	.303	16-66	.242	10-18	.556	13	13	26	0.9	31-1	12	20	1	7	92	3.2
2020-21	Syr	13-0	146/11.3	8-31	.258	3-21	.143	2-2	1.000	3	10	13	1.0	8-0	4	9	0	3	21	1.6
2021-22	ODU	9-2	116/12.9	12-36	.333	7-23	.304	6-10	.600	1	8	9	1.0	6-0	10	15	3	4	37	4.1
TOTAL FOR ODU		9-2	116/12.9	12-36	.333	7-23	.304	6-10	.600	1	8	9	1.0	6-0	10	15	3	4	37	4.1
TOTAL		51-2	572/11.2	53-176	.301	26-110	.236	18-30	.600	17	31	48	0.9	45-1	26	44	4	14	150	2.9



#4 AZIAH HUDSON

5-6 | SENIOR | GUARD | BALDWIN, N.Y. | BALDWIN

PLAYER NOTES

- Scored a season-high 12 points with two 3-pointers and a 4-of-4 showing from the foul line at Marshall. Has five games with multiple treys this season.
- Had season highs of three rebounds and three assists at Appalachian State.
- Scored a season-high eight points vs. Texas Tech. Made her first two 3-pointers of the season vs. the Lady Raiders, both in the fourth quarter to end TTU's comeback bid. Her first trey ended an 8-0 run and restored ODU's double-digit lead.

CAREER HIGHS

PTS: 23, Marshall - 2/6/21
RBS: 4 (3x), last: Charlotte - 2/13/21
AST: 6, WKU - 3/9/21
STL: 4, Florida Atlantic - 2/26/20
BLK: 2 (2x), last: Florida Atlantic - 1/8/21
MIN: 46, Charlotte - 2/10/21
FG: 8, Marshall - 2/6/21
FGA: 16, FIU - 1/1/21
3FG: 6, LA Tech - 2/1/20
3FGA: 14, Marshall - 3/2/19
FT: 7, Campbell - 11/6/18
FTA: 7, Campbell - 11/6/18

SEASON HIGHS

PTS: 12, Marshall - 2/3/22
RBS: 3 (2x), last: Florida Atlantic - 1/17/22
AST: 3, Appalachian State - 12/18/21
STL: 2 (5x), last: Temple - 12/22/21
BLK: ---
MIN: 27, Texas Tech - 11/27/21
FG: 3 (3x), last: Marshall - 2/3/22
FGA: 7 (3x), last: FIU - 2/7/22
3FG: 2 (5x), last: Marshall - 2/3/22
3FGA: 6 (2x), last: North Texas - 1/22/22
FT: 4, Marshall - 2/3/22
FTA: 5, VCU - 11/21/21

2021-22 GAME-BY-GAME

Opponent	Date	GS	MIN	Total		3-Pointers		Free throws		Rebounds				PF	A	TO	BLK	STL	PTS	AVG
				FG-FGA	PCT	3FG-3FGA	PCT	FT-FTA	PCT	OFF	DEF	TOT	AVG							
South Carolina St.	11/09/2021		18:26	1-5	.200	0-4	.000	0-2	.000	0	0	0	0.0	1	1	1	0	1	2	2.0
Auburn	11/14/2021		16:24	0-4	.000	0-3	.000	2-2	1.000	0	0	0	0.0	1	0	0	0	2	2	2.0
George Washington	11/18/2021		16:05	0-2	.000	0-2	.000	0-0	.000	1	0	1	0.3	0	0	0	0	1	0	1.3
at VCU	11/21/2021		19:04	0-3	.000	0-2	.000	3-5	.600	0	0	0	0.3	3	0	1	0	1	3	1.8
vs Saint Joseph's	11/26/2021		17:27	0-6	.000	0-5	.000	0-0	.000	1	0	1	0.4	0	2	0	0	0	0	1.4
vs Texas Tech	11/27/2021		27:04	3-6	.500	2-4	.500	0-1	.000	0	0	0	0.3	0	0	0	0	0	8	2.5
vs Stetson	11/28/2021		06:04	0-2	.000	0-1	.000	0-0	.000	0	0	0	0.3	3	1	1	0	1	0	2.1
at William & Mary	12/05/2021		12:38	1-3	.333	1-2	.500	0-0	.000	0	1	1	0.4	2	0	1	0	0	3	2.3
Bowie St.	12/08/2021		12:08	3-6	.500	2-5	.400	0-0	.000	0	1	1	0.4	0	0	1	0	2	8	2.9
Norfolk St.	12/12/2021		20:27	2-4	.500	2-4	.500	0-0	.000	0	0	0	0.4	1	0	1	0	2	6	3.2
at Appalachian St.	12/18/2021		21:44	2-4	.500	0-0	.000	1-1	1.000	0	3	3	0.6	1	3	0	0	2	5	3.4
at Temple	12/22/2021		13:08	1-2	.500	1-2	.500	0-0	.000	0	0	0	0.6	0	0	0	0	2	3	3.3
at UTSA	01/13/2022		17:56	0-6	.000	0-6	.000	0-0	.000	0	0	0	0.5	1	0	0	0	0	0	3.1
at UTEP	01/15/2022		16:17	1-3	.333	0-2	.000	0-0	.000	0	0	0	0.5	1	0	0	0	1	2	3.0
Fla. Atlantic	01/17/2022		13:53	1-6	.167	1-4	.250	0-0	.000	2	1	3	0.7	1	0	1	0	0	3	3.0
Rice	01/20/2022		16:27	1-3	.333	1-3	.333	0-0	.000	0	0	0	0.6	2	1	0	0	0	3	3.0
North Texas	01/22/2022		21:40	1-7	.143	1-6	.167	1-2	.500	1	0	1	0.6	1	0	1	0	0	4	3.1
Charlotte	01/26/2022		06:25	0-0	.000	0-0	.000	0-0	.000	0	0	0	0.6	1	0	0	0	0	0	2.9
at Charlotte	01/29/2022		07:18	2-3	.667	2-2	1.000	0-0	.000	0	0	0	0.6	1	0	0	0	0	6	3.1
at Marshall	02/03/2022		16:32	3-6	.500	2-4	.500	4-4	1.000	0	2	2	0.7	1	0	2	0	1	12	3.5
at Western Ky.	02/05/2022		22:18	2-7	.286	1-5	.200	1-2	.500	1	1	2	0.7	3	1	3	0	0	6	3.6
FIU	02/07/2022		17:35	2-7	.286	1-3	.333	0-0	.000	0	1	1	0.7	0	2	0	0	0	5	3.7
Middle Tenn.	02/10/2022		19:37	2-2	1.000	1-1	1.000	2-3	.667	0	0	0	0.7	0	1	0	0	1	7	3.8
Totals		0	376:37	28-97	.289	18-70	.257	14-22	.636	6	10	16	0.7	24	12	13	0	17	88	3.8

CAREER STATISTICS

SEASON	TEAM	GP-GS	MIN/AVG	Field Goals		3-Point		F-Throws		Rebounds				Scoring						
				FG-FGA	FG%	3FG-3FGA	3FG%	FT-FTA	FT%	OFF	DEF	TOT	AVG	PF-FO	A	TO	BLK	STL	PTS	AVG
2018-19	ODU	32-12	819/25.6	87-249	.349	55-181	.304	41-59	.695	6	29	35	1.1	46-0	21	36	5	24	270	8.4
2019-20	ODU	30-2	645/21.5	66-183	.361	48-141	.340	16-18	.889	7	22	29	1.0	37-0	24	12	1	13	196	6.5
2020-21	ODU	23-7	663/28.8	66-166	.398	31-98	.316	29-37	.784	16	24	40	1.7	40-1	24	17	3	16	192	8.3
2021-22	ODU	23-0	377/16.4	28-97	.289	18-70	.257	14-22	.636	6	10	16	0.7	24-0	12	13	0	17	88	3.8
TOTAL		108-21	2504/23.2	247-695	.355	152-490	.310	100-136	.735	35	85	120	1.1	147-1	81	78	9	70	746	6.9



#5 ASHANTI BARNES-WILLIAMS

6-1 | FRESHMAN | FORWARD | NORFOLK, VA. | LAKE TAYLOR

PLAYER NOTES

- Made her only shot of the night and had two points, one block and one steal vs. FIU.
- Set season highs with six points, three rebounds and one block vs. Bowie State. Also played a season-high 17 minutes, shooting 3-of-6 from the floor.
- Made her collegiate debut against S.C. State. Filled the box score with five points, two rebounds, two assists and two steals. Played 13 minutes, the most among the Monarchs' five freshmen.
- A top-150 recruit by ProspectsNation.com. Won a 4A state title with Lake Taylor in Norfolk. 4A All-State in 2020 and a former first team all-region and second team all-Tidewater honoree.

CAREER HIGHS

PTS: 6, Bowie State - 12/8/21
RBS: 3, Bowie State - 12/8/21
AST: 2, S.C. State - 11/9/21
STL: 2, S.C. State - 11/9/21
BLK: 1, Bowie State - 12/8/21
MIN: 17, Bowie State - 12/8/21
FG: 3, Bowie State - 12/8/21
FGA: 6, Bowie State - 12/8/21
3FG: ---
3FGA: 2, S.C. State - 11/9/21
FT: 3, S.C. State - 11/9/21
FTA: 5, S.C. State - 11/9/21

SEASON HIGHS

PTS: 6, Bowie State - 12/8/21
RBS: 3, Bowie State - 12/8/21
AST: 2, S.C. State - 11/9/21
STL: 2, S.C. State - 11/9/21
BLK: 1, Bowie State - 12/8/21
MIN: 17, Bowie State - 12/8/21
FG: 3, Bowie State - 12/8/21
FGA: 6, Bowie State - 12/8/21
3FG: ---
3FGA: 2, S.C. State - 11/9/21
FT: 3, S.C. State - 11/9/21
FTA: 5, S.C. State - 11/9/21

2021-22 GAME-BY-GAME

Opponent	Date	GS	MIN	Total		3-Pointers		Free throws		Rebounds				PF	A	TO	BLK	STL	PTS	AVG
				FG-FGA	PCT	3FG-3FGA	PCT	FT-FTA	PCT	OFF	DEF	TOT	AVG							
South Carolina St.	11/09/2021		13:42	1-4	.250	0-2	.000	3-5	.600	1	1	2	2.0	4	2	1	0	2	5	5.0
Auburn	11/14/2021		00:53	0-0	.000	0-0	.000	0-0	.000	0	0	0	1.0	1	0	0	0	0	0	2.5
at VCU	11/21/2021		01:30	0-0	.000	0-0	.000	0-0	.000	0	0	0	0.7	0	0	0	0	0	0	1.7
vs Saint Joseph's	11/26/2021		02:47	0-1	.000	0-0	.000	0-0	.000	0	0	0	0.5	0	0	0	0	0	0	1.3
vs Stetson	11/28/2021		04:00	0-2	.000	0-0	.000	0-0	.000	0	0	0	0.4	2	0	1	0	0	0	1.0
Bowie St.	12/08/2021		17:17	3-6	.500	0-0	.000	0-0	.000	2	1	3	0.8	2	0	1	1	0	6	1.8
Norfolk St.	12/12/2021		05:49	0-1	.000	0-0	.000	0-0	.000	0	1	1	0.9	0	1	0	0	1	0	1.6
at Western Ky.	02/05/2022		01:28	0-0	.000	0-0	.000	0-0	.000	0	0	0	0.8	0	0	0	0	0	0	1.4
FIU	02/07/2022		03:09	1-1	1.000	0-0	.000	0-0	.000	1	0	1	0.8	0	0	0	0	1	2	1.4
Middle Tenn.	02/10/2022		07:49	1-4	.250	0-1	.000	0-0	.000	1	1	2	0.9	1	1	0	0	0	2	1.5
Totals			0 58:24	6-19	.316	0-3	.000	3-5	.600	5	4	9	0.9	10	4	3	1	4	15	1.5

CAREER STATISTICS

SEASON	TEAM	GP-GS	MIN/AVG	Field Goals		3-Point		F-Throws		Rebounds				Scoring						
				FG-FGA	FG%	3FG-3FGA	3FG%	FT-FTA	FT%	OFF	DEF	TOT	AVG	PF-FO	A	TO	BLK	STL	PTS	AVG
2021-22	ODU	10-0	58/5.8	6-19	.316	0-3	.000	3-5	.600	5	4	9	0.9	10-0	4	3	1	4	15	1.5
TOTAL		10-0	58/5.8	6-19	.316	0-3	.000	3-5	.600	5	4	9	0.9	10-0	4	3	1	4	15	1.5



#11 KAYE CLARK

5-7 | JUNIOR | GUARD | MILWAUKEE, WISC. | RUFUS KING | TRINITY VALLEY

PLAYER NOTES

- Set a season high with six rebounds at Marshall. Also matched a personal best with two blocks.
- 13th in C-USA with 1.74 steals per game. Has multiple steals in 11 games, including a trio of four-steal outings.
- Came off the bench to score a personal-best 15 points vs. Stetson. Made six of her nine shots, including a pair of 3-pointers, and had three steals. Played a season-high 37 minutes.
- Had seven points vs. Saint Joseph's. Scored the last five points of the first half for the Monarchs. Set season highs in minutes (33) and assists (three) vs. the Hawks.
- A Second Team NJCAA All-American in 2021. Averaged 14.2 points, 5.5 rebounds and 4.3 assists on .534 shooting that season. Guided Trinity Valley to a 22-3 record and the NJCAA title game.

CAREER HIGHS

PTS: 15, Stetson - 11/28/21
RBS: 6, Marshall - 2/3/22
AST: 4 (2x), last: Norfolk State - 12/12/21
STL: 4 (3x), last: Norfolk State - 12/12/21
BLK: 2 (2x), last: Marshall - 2/3/22
MIN: 37, Stetson - 11/28/21
FG: 6, Stetson - 11/28/21
FGA: 9, Stetson - 11/28/21
3FG: 2 (2x), last: Stetson - 11/28/21
3FGA: 4, WKU - 2/5/22
FT: 2 (4x), last: Florida Atlantic - 1/17/22
FTA: 4 (2x), last: FIU - 2/7/22

SEASON HIGHS


PTS: 15, Stetson - 11/28/21
RBS: 6, Marshall - 2/3/22
AST: 4 (2x), last: Norfolk State - 12/12/21
STL: 4 (3x), last: Norfolk State - 12/12/21
BLK: 2 (2x), last: Marshall - 2/3/22
MIN: 37, Stetson - 11/28/21
FG: 6, Stetson - 11/28/21
FGA: 9, Stetson - 11/28/21
3FG: 2 (2x), last: Stetson - 11/28/21
3FGA: 4, WKU - 2/5/22
FT: 2 (4x), last: Florida Atlantic - 1/17/22
FTA: 4 (2x), last: FIU - 2/7/22

2021-22 GAME-BY-GAME

Opponent	Date	GS	MIN	Total		3-Pointers		Free throws		Rebounds				PF	A	TO	BLK	STL	PTS	AVG	
				FG-FGA	PCT	3FG-3FGA	PCT	FT-FTA	PCT	OFF	DEF	TOT	AVG								
South Carolina St.	11/09/2021	*	22:10	4-8	.500	2-3	.667	1-2	.500	4	1	5	5.0	2	1	3	1	4	11	11.0	
Auburn	11/14/2021	*	26:26	0-1	.000	0-1	.000	2-2	1.000	0	0	0	2.5	3	1	1	0	1	2	6.5	
George Washington	11/18/2021	*	29:59	3-8	.375	0-3	.000	0-0	.000	0	3	3	2.7	1	2	1	2	3	6	6.3	
at VCU	11/21/2021	*	24:56	3-7	.429	0-1	.000	0-0	.000	2	3	5	3.3	3	2	3	0	2	6	6.3	
vs Saint Joseph's	11/26/2021	*	33:36	3-5	.600	1-2	.500	0-0	.000	2	1	3	3.2	1	3	0	1	1	7	6.4	
vs Texas Tech	11/27/2021	*	21:02	0-4	.000	0-0	.000	0-0	.000	4	1	5	3.5	5	3	3	1	2	0	5.3	
vs Stetson	11/28/2021	*	37:16	6-9	.667	2-3	.667	1-4	.250	0	2	2	3.3	3	2	2	0	3	15	6.7	
at William & Mary	12/05/2021	*	29:26	3-7	.429	0-2	.000	2-2	1.000	2	1	3	3.3	1	4	2	0	4	8	6.9	
Bowie St.	12/08/2021	*	13:24	1-3	.333	0-1	.000	0-0	.000	1	1	2	3.1	2	1	3	0	3	2	6.3	
Norfolk St.	12/12/2021	*	23:16	1-5	.200	1-3	.333	0-0	.000	0	2	2	3.0	3	4	3	0	4	3	6.0	
at Appalachian St.	12/18/2021	*	23:46	3-3	1.000	1-1	1.000	0-0	.000	0	3	3	3.0	1	3	1	0	2	7	6.1	
at Temple	12/22/2021	*	24:47	2-5	.400	0-1	.000	1-2	.500	1	2	3	3.0	3	1	3	0	1	5	6.0	
at UTSA	01/13/2022	*	25:01	1-3	.333	1-2	.500	2-2	1.000	0	0	0	2.8	2	0	5	0	1	5	5.9	
at UTEP	01/15/2022	*	21:42	3-6	.500	1-3	.333	0-0	.000	1	0	1	2.6	4	0	4	0	1	7	6.0	
Fla. Atlantic	01/17/2022	*	20:20	3-8	.375	0-2	.000	2-3	.667	2	1	3	2.7	2	0	1	1	1	8	6.1	
Rice	01/20/2022	*	22:09	1-5	.200	0-1	.000	1-2	.500	1	1	2	2.6	2	2	0	0	0	3	5.9	
North Texas	01/22/2022	*	08:59	0-2	.000	0-1	.000	0-0	.000	0	0	0	2.5	3	1	1	0	0	0	5.6	
Charlotte	01/26/2022	*	20:14	2-4	.500	1-1	1.000	0-0	.000	1	2	3	2.5	1	2	0	0	2	5	5.6	
at Charlotte	01/29/2022	*	24:14	1-5	.200	0-2	.000	0-0	.000	0	0	0	2.4	2	2	1	0	2	2	5.4	
at Marshall	02/03/2022	*	22:02	0-2	.000	0-2	.000	0-0	.000	0	6	6	2.6	0	1	1	2	0	0	5.1	
at Western Ky.	02/05/2022	*	23:21	2-7	.286	1-4	.250	0-0	.000	2	1	3	2.6	2	1	0	1	1	5	5.1	
FIU	02/07/2022	*	15:09	1-3	.333	1-1	1.000	1-4	.250	1	0	1	2.5	1	1	2	0	1	4	5.0	
Middle Tenn.	02/10/2022	*	20:22	1-4	.250	0-1	.000	0-0	.000	0	1	1	2.4	1	1	2	0	1	2	4.9	
Totals			13	533:37	44-114	.386	12-41	.293	13-23	.565	24	32	56	2.4	48	38	42	9	40	113	4.9

CAREER STATISTICS

SEASON	TEAM	GP-GS	MIN/AVG	Field Goals		3-Point		F-Throws		Rebounds				Scoring						
				FG-FGA	FG%	3FG-3FGA	3FG%	FT-FTA	FT%	OFF	DEF	TOT	AVG	PF-FO	A	TO	BLK	STL	PTS	AVG
2021-22	ODU	23-13	534/23.2	44-114	.386	12-41	.293	13-23	.565	24	32	56	2.4	48-1	38	42	9	40	113	4.9
TOTAL		23-13	534/23.2	44-114	.386	12-41	.293	13-23	.565	24	32	56	2.4	48-1	38	42	9	40	113	4.9



#12 BRIANNA JACKSON

6-3 | JUNIOR | FORWARD | VIRGINIA BEACH, VA. | PRINCESS ANNE | MIAMI (FLA.)

PLAYER NOTES

- Second in C-USA and 55th nationally with 37 blocked shots. Third in the conference blocks per game (1.61).
- Averaging 8.1 points and 6.0 rebounds on .517 shooting over the past nine games.
- Blocked three shots at Marshall alongside a game high 15 points. Now has six games with three blocks this season.
- Scored a career high 15 points vs. Rice on 6-of-11 shooting. Also had seven boards and two blocks.
- Set a new career high with 12 rebounds at UTSA. Narrowly missed a double-double with eight points.
- Scored in double figures in back-to-back games vs. App State (10) and Temple (11).
- Played a season-high 22 minutes against Saint Joseph's. Tallied seven points and five rebounds with two steals (season high) and one block.

CAREER HIGHS

PTS: 15 (2x), last: Marshall - 2/3/22
 RBS: 12 (2x), last: North Texas - 1/22/22
 AST: 2 (3x), last: North Florida - 11/28/20*
 STL: 4, NC State - 2/20/20*
 BLK: 5, Florida State - 1/26/20*
 MIN: 32, Florida State - 1/26/20*
 FG: 6 (4x), last: Marshall - 2/3/22
 FGA: 13, Florida State - 1/5/20*
 3FG: 1, Jackson State - 11/10/19*
 3FGA: 2, Jackson State - 11/10/19*
 FT: 6, Florida Atlantic - 12/3/20*
 FTA: 7 (2x), last: UTSA - 1/13/22

SEASON HIGHS

PTS: 15 (2x), last: Marshall - 2/3/22
 RBS: 12 (2x), last: North Texas - 1/22/22
 AST: 1 (5x), last: FIU - 2/7/22
 STL: 3, Charlotte - 1/26/22
 BLK: 3 (6x), last: Marshall - 2/3/22
 MIN: 29, North Texas - 1/22/22
 FG: 6 (2x), last: Marshall - 2/3/22
 FGA: 11, Rice - 1/20/22
 3FG: ---
 3FGA: 1, George Washington - 11/18/21
 FT: 4, UTSA - 1/13/22
 FTA: 7, UTSA - 1/13/22

*at previous school

2021-22 GAME-BY-GAME

Opponent	Date	GS	MIN	Total		3-Pointers		Free throws		Rebounds				PF	A	TO	BLK	STL	PTS	AVG	
				FG-FGA	PCT	3FG-3FGA	PCT	FT-FTA	PCT	OFF	DEF	TOT	AVG								
South Carolina St.	11/09/2021		05:32	1-2	.500	0-0	.000	0-0	.000	1	0	1	1.0	0	0	1	1	0	2	2.0	
Auburn	11/14/2021		07:50	1-2	.500	0-0	.000	0-1	.000	1	4	5	3.0	2	0	2	3	0	2	2.0	
George Washington	11/18/2021		14:57	4-9	.444	0-1	.000	0-1	.000	2	2	4	3.3	2	0	1	3	0	8	4.0	
at VCU	11/21/2021	*	20:02	2-4	.500	0-0	.000	0-0	.000	3	3	6	4.0	4	0	3	0	0	4	4.0	
vs Saint Joseph's	11/26/2021	*	22:29	3-6	.500	0-0	.000	1-1	1.000	1	4	5	4.2	4	1	1	1	2	7	4.6	
vs Texas Tech	11/27/2021	*	22:21	0-4	.000	0-0	.000	2-2	1.000	1	1	2	3.8	4	1	4	0	0	2	4.2	
vs Stetson	11/28/2021	*	15:02	1-2	.500	0-0	.000	2-2	1.000	1	1	2	3.6	1	0	1	2	0	4	4.1	
at William & Mary	12/05/2021		13:01	2-4	.500	0-0	.000	0-0	.000	2	2	4	3.6	3	0	3	1	1	4	4.1	
Bowie St.	12/08/2021		13:36	3-5	.600	0-0	.000	1-3	.333	2	1	3	3.6	2	1	0	3	0	7	4.4	
Norfolk St.	12/12/2021		16:40	2-4	.500	0-0	.000	3-5	.600	1	4	5	3.7	5	0	5	1	0	7	4.7	
at Appalachian St.	12/18/2021		18:03	5-7	.714	0-0	.000	0-0	.000	2	6	8	4.1	2	0	2	2	1	10	5.2	
at Temple	12/22/2021		17:13	5-8	.625	0-0	.000	1-4	.250	3	2	5	4.2	4	0	1	3	1	11	5.7	
at UTSA	01/13/2022		22:02	2-6	.333	0-0	.000	4-7	.571	5	7	12	4.8	2	0	1	2	0	8	5.8	
at UTEP	01/15/2022		25:47	2-3	.667	0-0	.000	3-4	.750	1	1	2	4.6	3	0	1	1	1	7	5.9	
Fla. Atlantic	01/17/2022	*	16:44	0-3	.000	0-0	.000	0-0	.000	1	0	1	4.3	2	0	0	0	0	0	5.5	
Rice	01/20/2022	*	24:56	6-11	.545	0-0	.000	3-5	.600	3	4	7	4.5	4	0	1	2	1	15	6.1	
North Texas	01/22/2022	*	28:14	4-8	.500	0-0	.000	0-1	.000	4	8	12	4.9	4	0	2	2	0	8	6.2	
Charlotte	01/26/2022	*	22:23	5-9	.556	0-0	.000	1-2	.500	2	3	5	4.9	4	0	0	1	3	11	6.5	
at Charlotte	01/29/2022	*	26:42	2-4	.500	0-0	.000	1-2	.500	2	9	11	5.3	4	1	1	3	1	5	6.4	
at Marshall	02/03/2022	*	26:55	6-10	.600	0-0	.000	3-4	.750	7	2	9	5.5	3	0	3	3	0	15	6.9	
at Western Ky.	02/05/2022	*	08:34	1-2	.500	0-0	.000	0-0	.000	1	2	3	5.3	3	0	0	1	0	2	6.6	
FIU	02/07/2022	*	22:32	3-4	.750	0-0	.000	2-2	1.000	2	2	4	5.3	4	1	3	1	1	8	6.7	
Middle Tenn.	02/10/2022	*	20:33	3-7	.429	0-0	.000	3-4	.750	0	2	2	5.1	4	0	2	1	0	9	6.8	
Totals			13	432:07	63-124	.508	0-1	.000	30-50	.600	48	70	118	5.1	70	5	38	37	12	156	6.8

CAREER STATISTICS

SEASON	TEAM	GP-GS	MIN/AVG	Field Goals		3-Point		F-Throws		Rebounds				Scoring						
				FG-FGA	FG%	3FG-3FGA	3FG%	FT-FTA	FT%	OFF	DEF	TOT	AVG	PF-FO	A	TO	BLK	STL	PTS	AVG
2019-20	Miami	30-16	507/16.9	56-112	.500	1-6	.167	33-52	.635	46	90	136	4.5	83-4	10	27	39	30	146	4.9
2020-21	Miami	10-4	84/8.4	11-24	.458	0-3	.000	13-14	.929	10	16	26	2.6	15-0	2	5	4	4	35	3.5
2021-22	ODU	23-13	432/18.8	63-124	.508	0-1	.000	30-50	.600	48	70	118	5.1	70-1	5	38	37	12	156	6.8
TOTAL FOR ODU		23-13	432/18.8	63-124	.508	0-1	.000	30-50	.600	48	70	118	5.1	70-1	5	38	37	12	156	6.8
TOTAL		63-33	1023/16.2	130-260	.500	1-10	.100	76-116	.655	104	176	280	4.4	168-5	17	70	80	46	337	5.3



#14 AJAH WAYNE

5-10 | SENIOR | GUARD/FORWARD | BIRMINGHAM, ALA. | RAMSAY

PLAYER NOTES

- Fifthth in C-USA free throw attempts (113) and makes (79).
- 44th among active DI players in career free throw attempts (471).
- Netted 24 points in the win at W&M, the most by a Monarch this season. Scored 21 at App State and 22 vs. Florida Atlantic. Now has 14 career 20-point games.
- Scored her 1,000th career point vs. Saint Joseph's. Currently 27th in all-time scoring at ODU (1,241).
- Led ODU with 17 points vs. Texas Tech and hit a season-high three 3-pointers.
- A Preseason All-Conference USA honoree.
- Had her first double-double of the season vs. Auburn with 19 points and 11 boards. Now has 19 career double-doubles. Shot 8-of-9 from the charity stripe.

CAREER HIGHS

PTS: 35, Auburn - 11/14/19
RBS: 16, Cincinnati - 11/12/18
AST: 7, Florida Atlantic - 1/10/19
STL: 6, Jacksonville - 11/24/18
BLK: 2 (8x), last: FIU - 2/7/22
MIN: 43, vs. Charlotte - 3/11/21
FG: 14, Auburn - 11/14/19
FGA: 22, Rice - 3/12/21
3FG: 6, Auburn - 11/14/19
3FGA: 9, Marshall - 3/2/19
FT: 14, Cincinnati - 11/12/18
FTA: 20, Cincinnati - 11/12/18

SEASON HIGHS

PTS: 24, William & Mary - 12/5/21
RBS: 11 (2x), last: Temple - 12/22/21
AST: 4 (2x), last: Saint Joseph's - 11/26/21
STL: 4, Middle Tennessee - 2/10/22
BLK: 2 (4x), last: FIU - 2/7/22
MIN: 36 (3x), last: Charlotte - 1/29/22
FG: 8, Florida Atlantic - 1/17/22
FGA: 18, Auburn - 11/14/21
3FG: 3 (3x), last: Appalachian State - 12/18/21
3FGA: 6 (3x), last: UTSA - 1/13/22
FT: 9, William & Mary - 12/5/21
FTA: 12, William & Mary - 12/5/21

2021-22 GAME-BY-GAME

Opponent	Date	GS	MIN	Total		3-Pointers		Free throws		Rebounds				PF	A	TO	BLK	STL	PTS	AVG	
				FG-FGA	PCT	3FG-3FGA	PCT	FT-FTA	PCT	OFF	DEF	TOT	AVG								
South Carolina St.	11/09/2021	*	26:39	4-13	.308	1-4	.250	6-6	1.000	4	3	7	7.0	1	1	1	1	2	15	15.0	
Auburn	11/14/2021	*	35:50	5-18	.278	1-6	.167	8-9	.889	2	9	11	9.0	1	2	0	1	1	19	17.0	
George Washington	11/18/2021	*	30:18	4-10	.400	1-3	.333	3-4	.750	4	1	5	7.7	0	4	1	0	1	12	15.3	
at VCU	11/21/2021	*	31:02	4-10	.400	0-1	.000	5-7	.714	4	0	4	6.8	0	0	3	0	1	13	14.8	
vs Saint Joseph's	11/26/2021	*	35:47	5-15	.333	0-1	.000	2-3	.667	7	2	9	7.2	0	4	2	1	1	12	14.2	
vs Texas Tech	11/27/2021	*	30:38	7-13	.538	3-6	.500	0-0	.000	3	4	7	7.2	4	0	1	0	3	17	14.7	
vs Stetson	11/28/2021	*	25:36	2-4	.500	0-1	.000	3-6	.500	0	4	4	6.7	3	2	2	0	2	7	13.6	
at William & Mary	12/05/2021	*	29:18	7-13	.538	1-2	.500	9-12	.750	3	3	6	6.6	2	2	1	0	3	24	14.9	
Bowie St.	12/08/2021	*	16:16	3-4	.750	3-3	1.000	2-2	1.000	0	1	1	6.0	3	2	2	0	2	11	14.4	
Norfolk St.	12/12/2021	*	27:39	6-12	.500	0-3	.000	4-6	.667	3	1	4	5.8	2	1	3	2	1	16	14.6	
at Appalachian St.	12/18/2021	*	25:42	7-12	.583	3-4	.750	4-4	1.000	2	0	2	5.5	0	2	1	0	3	21	15.2	
at Temple	12/22/2021	*	31:34	4-13	.308	1-2	.500	4-7	.571	6	5	11	5.9	4	2	2	2	2	13	15.0	
at UTSA	01/13/2022	*	31:33	2-6	.333	2-6	.333	3-4	.750	0	6	6	5.9	3	3	2	2	2	9	14.5	
at UTEP	01/15/2022	*	25:18	3-8	.375	0-0	.000	0-3	.000	2	5	7	6.0	2	0	2	0	2	6	13.9	
Fla. Atlantic	01/17/2022	*	33:00	8-16	.500	0-4	.000	6-6	1.000	6	2	8	6.1	0	0	2	0	1	22	14.5	
Rice	01/20/2022	*	29:01	7-14	.500	0-0	.000	2-2	1.000	4	4	8	6.3	1	1	2	0	0	16	14.6	
North Texas	01/22/2022	*	25:31	3-9	.333	0-0	.000	2-4	.500	4	4	8	6.4	3	3	2	1	3	8	14.2	
Charlotte	01/26/2022	*	34:30	2-8	.250	0-3	.000	4-6	.667	1	2	3	6.2	3	0	4	0	1	8	13.8	
at Charlotte	01/29/2022	*	35:39	5-14	.357	0-3	.000	3-4	.750	2	2	4	6.1	2	3	2	1	0	13	13.8	
at Marshall	02/03/2022	*	30:41	1-5	.200	0-0	.000	4-8	.500	0	5	5	6.0	3	2	2	0	1	6	13.4	
at Western Ky.	02/05/2022	*	31:46	4-12	.333	0-2	.000	1-4	.250	2	3	5	6.0	1	3	1	1	1	9	13.2	
FIU	02/07/2022	*	27:57	6-15	.400	1-2	.500	2-4	.500	3	3	6	6.0	2	2	2	0	0	15	13.3	
Middle Tenn.	02/10/2022	*	32:32	4-7	.571	1-2	.500	2-2	1.000	0	6	6	6.0	0	3	6	0	4	11	13.2	
Totals			23	683:46	103-251	.410	18-58	.310	79-113	.699	62	75	137	6.0	40	42	47	14	37	303	13.2

CAREER STATISTICS

SEASON	TEAM	GP-GS	MIN/AVG	Field Goals		3-Point		F-Throws		Rebounds				Scoring						
				FG-FGA	FG%	3FG-3FGA	3FG%	FT-FTA	FT%	OFF	DEF	TOT	AVG	PF-FO	A	TO	BLK	STL	PTS	AVG
2018-19	ODU	31-30	898/29.0	125-349	.358	18-74	.243	101-154	.656	82	163	245	7.9	81-2	65	59	10	53	369	11.9
2019-20	ODU	27-27	720/26.7	110-287	.383	15-70	.214	55-91	.604	57	128	185	6.9	52-1	33	54	5	30	290	10.7
2020-21	ODU	18-17	563/31.3	105-198	.530	8-37	.216	61-113	.540	69	106	175	9.7	45-1	33	50	3	33	279	15.5
2021-22	ODU	23-23	684/29.7	103-251	.410	18-58	.310	79-113	.699	62	75	137	6.0	40-0	42	47	14	37	303	13.2
TOTAL		99-97	2865/28.9	443-1085	.408	59-239	.247	296-471	.628	270	472	742	7.5	218-4	173	210	32	153	1241	12.5



#20 MAGGIE ROBINSON

6-0 | GRADUATE | FORWARD | MOBILE, ALA. | SHELTON STATE CC | W.P. DAVISON

PLAYER NOTES

- Started all 24 games for ODU last season. Was fifth on the team in rebounding (5.2) and shot a team-best .367 from deep. Notched a career-high with 19 points vs. Rice on Jan. 16.
- Redshirted the 2019-20 campaign while recovering from a torn ACL suffered prior to the season.
- Played in all 32 games and made 31 starts in her first season at ODU in 2018-19 and averaged 7.1 points and 4.1 rebounds. Scored 17 against No. 13 NC State. Sank the go-ahead 3-pointer with 1:05 remaining in overtime in the Monarchs' win at Cincinnati.
- Made back-to-back NJCAA Final Fours with Shelton State CC. Averaged 12 points and 7.5 rebounds in 2017-18 while leading the conference in shooting percentage, free throw percentage and rebounding. Named to the NJCAA All-Tournament Team.

CAREER HIGHS

PTS: 19, Rice - 1/16/21
RBS: 11, Cincinnati - 11/12/18
AST: 4, Charlotte - 2/23/19
STL: 4, Charlotte - 2/13/21
BLK: 3, UAB - 2/19/21
MIN: 46, Charlotte - 3/11/21
FG: 8, Marshall - 2/5/21
FGA: 15, Charlotte - 2/16/19
3FG: 4, Charlotte - 2/16/19
3FGA: 13, Charlotte - 2/16/19
FT: 5, William & Mary - 12/8/18
FTA: 8, William & Mary - 12/8/18

SEASON HIGHS

PTS: ---
RBS: ---
AST: ---
STL: ---
BLK: ---
MIN: ---
FG: ---
FGA: ---
3FG: ---
3FGA: ---
FT: ---
FTA: ---

CAREER STATISTICS

SEASON	TEAM	GP-GS	MIN/AVG	Field Goals		3-Point		F-Throws		Rebounds				Scoring						
				FG-FGA	FG%	3FG-3FGA	3FG%	FT-FTA	FT%	OFF	DEF	TOT	AVG	PF-FO	A	TO	BLK	STL	PTS	AVG
2018-19	ODU	32-31	792/24.8	77-230	.335	40-149	.268	32-46	.696	48	84	132	4.1	71-0	31	41	6	18	226	7.1
2020-21	ODU	24-24	719/30.0	74-169	.438	22-60	.367	19-24	.792	46	78	124	5.2	55-3	23	25	12	15	189	7.9
TOTAL		56-55	1511/27.0	151-399	.378	62-209	.297	51-70	.729	94	162	256	4.6	126-3	54	66	18	33	415	7.4



#23 AMARI YOUNG

5-11 | SENIOR | FORWARD | NORTH AUGUSTA, S.C. | NORTH AUGUSTA

PLAYER NOTES

- Ranks 39th among active Division I players with 833 career rebounds.
- A Preseason All-Conference USA honoree.
- Had a season-high 15 points alongside nine rebounds vs. FIU.
- Notched her first double-double of the season with 10 points and 10 rebounds at Charlotte.
- Scored her 1,000th point vs. Florida Atlantic on Jan. 17. Now 29th in scoring at ODU with 1,090 points.
- Set a season high with three blocks at UTSA.

CAREER HIGHS

PTS: 31, Charlotte - 3/11/21
 RBS: 24 (2x), last: WKU - 3/5/21
 AST: 5, Charlotte - 3/11/21
 STL: 5 (5x), last: William & Mary - 12/5/21
 BLK: 4, William & Mary - 12/5/19
 MIN: 48, Charlotte - 3/11/21
 FG: 15, Charlotte - 3/11/21
 FGA: 29, Charlotte - 3/11/21
 3FG: 1, 7x last vs. Rice - 3/7/20
 3FGA: 2, 6x last vs. Rice - 3/7/20
 FT: 10, Campbell - 11/8/19
 FTA: 12, Campbell - 11/8/19

SEASON HIGHS

PTS: 15, FIU - 2/7/22
 RBS: 12 (2x), last: Charlotte - 1/26/22
 AST: 3 (2x), last: Florida Atlantic - 1/17/22
 STL: 5, William & Mary - 12/5/21
 BLK: 3, UTSA - 1/13/22
 MIN: 36, Florida Atlantic - 1/17/22
 FG: 7, FIU - 2/7/22
 FGA: 13, FIU - 2/7/22
 3FG: ---
 3FGA: ---
 FT: 4 (2x), last: UTEP - 1/15/22
 FTA: 7 UTEP - 1/15/22

2021-22 GAME-BY-GAME

Opponent	Date	GS	MIN	Total		3-Pointers		Free throws		Rebounds				PF	A	TO	BLK	STL	PTS	AVG
				FG-FGA	PCT	3FG-3FGA	PCT	FT-FTA	PCT	OFF	DEF	TOT	AVG							
South Carolina St.	11/09/2021	*	20:53	5-9	.556	0-0	.000	1-3	.333	3	3	6	6.0	2	0	2	0	2	11	11.0
Auburn	11/14/2021	*	33:19	3-7	.429	0-0	.000	4-6	.667	2	6	8	7.0	4	0	2	1	1	10	10.5
George Washington	11/18/2021	*	29:14	4-8	.500	0-0	.000	0-6	.000	8	4	12	8.7	2	0	2	1	1	8	9.7
at VCU	11/21/2021	*	34:54	4-6	.667	0-0	.000	2-4	.500	3	3	6	8.0	3	2	5	1	2	10	9.8
vs Saint Joseph's	11/26/2021	*	29:24	4-8	.500	0-0	.000	2-4	.500	2	3	5	7.4	3	0	1	0	0	10	9.8
vs Texas Tech	11/27/2021	*	25:20	3-8	.375	0-0	.000	0-3	.000	3	1	4	6.8	2	0	1	2	1	6	9.2
vs Stetson	11/28/2021	*	19:02	3-6	.500	0-0	.000	2-5	.400	0	3	3	6.3	3	0	0	1	0	8	9.0
at William & Mary	12/05/2021	*	27:53	2-3	.667	0-0	.000	0-2	.000	0	5	5	6.1	0	1	4	0	5	4	8.4
Bowie St.	12/08/2021	*	15:10	5-6	.833	0-0	.000	1-2	.500	3	2	5	6.0	0	0	0	0	2	11	8.7
Norfolk St.	12/12/2021	*	22:07	4-4	1.000	0-0	.000	2-4	.500	3	2	5	5.9	0	0	5	1	2	10	8.8
at Appalachian St.	12/18/2021	*	17:49	2-4	.500	0-0	.000	1-2	.500	0	2	2	5.5	1	3	0	2	0	5	8.5
at Temple	12/22/2021	*	28:42	4-10	.400	0-0	.000	0-2	.000	3	2	5	5.5	3	0	2	1	3	8	8.4
at UTSA	01/13/2022	*	19:18	3-6	.500	0-0	.000	1-1	1.000	1	3	4	5.4	4	0	3	3	1	7	8.3
at UTEP	01/15/2022	*	31:59	1-5	.200	0-0	.000	4-7	.571	1	2	3	5.2	3	0	2	1	1	6	8.1
Fla. Atlantic	01/17/2022	*	36:20	4-9	.444	0-0	.000	3-6	.500	3	3	6	5.3	4	3	1	2	3	11	8.3
Rice	01/20/2022	*	31:06	5-8	.625	0-0	.000	0-0	.000	1	1	2	5.1	1	2	0	0	1	10	8.4
North Texas	01/22/2022	*	21:07	6-10	.600	0-0	.000	1-4	.250	4	4	8	5.2	5	0	3	1	1	13	8.7
Charlotte	01/26/2022	*	33:34	3-6	.500	0-0	.000	3-4	.750	6	6	12	5.6	2	2	2	0	2	9	8.7
at Charlotte	01/29/2022	*	28:21	4-11	.364	0-0	.000	2-6	.333	3	7	10	5.8	1	0	3	1	2	10	8.8
at Marshall	02/03/2022	*	24:04	5-6	.833	0-0	.000	0-0	.000	1	3	4	5.8	1	0	2	0	3	10	8.9
at Western Ky.	02/05/2022	*	28:19	3-5	.600	0-0	.000	0-1	.000	2	1	3	5.6	3	1	1	1	0	6	8.7
FIU	02/07/2022	*	27:11	7-13	.538	0-0	.000	1-2	.500	2	7	9	5.8	4	2	0	0	2	15	9.0
Middle Tenn.	02/10/2022	*	28:12	3-3	1.000	0-0	.000	1-4	.250	0	6	6	5.8	4	2	2	1	0	7	8.9
Totals		23	613:19	87-161	.540	0-0	.000	31-78	.397	54	79	133	5.8	55	18	43	20	35	205	8.9

CAREER STATISTICS

SEASON	TEAM	GP-GS	MIN/AVG	Field Goals		3-Point		F-Throws		Rebounds				Scoring						
				FG-FGA	FG%	3FG-3FGA	3FG%	FT-FTA	FT%	OFF	DEF	TOT	AVG	PF-FO	A	TO	BLK	STL	PTS	AVG
2018-19	ODU	32-3	726/22.7	104-215	.484	6-16	.375	52-102	.510	82	127	209	6.5	82-0	27	45	14	50	266	8.3
2019-20	ODU	30-30	858/28.6	129-289	.446	1-19	.053	60-121	.496	88	157	245	8.2	70-1	32	71	24	63	319	10.6
2020-21	ODU	22-22	739/33.6	128-284	.451	0-1	.000	44-96	.458	80	166	246	11.2	65-3	39	51	22	45	300	13.6
2021-22	ODU	23-23	613/26.7	87-161	.540	0-0	.000	31-78	.397	54	79	133	5.8	55-1	18	43	20	35	205	8.9
TOTAL		107-78	2937/27.4	448-949	.472	7-36	.194	187-397	.471	304	529	833	7.8	272-5	116	210	80	193	1090	10.2



#24 EDEN SAMPLE

5-11 | FRESHMAN | GUARD | GWINNETT, GA. | COLLINS HILL

PLAYER NOTES

- Scored her first collegiate basket vs. Bowie State. Set personal bests with two points, two rebounds, one assist and one steal. Also played a season-high 13 minutes.

- Played in ODU's season opener with S.C. State. Made one free throw in four minutes of action.

- A nominee for the 2021 McDonald's All-American game and an Atlanta Journal-Constitution 6A All-State Second Team player as a senior. Led Collins Hill to a 6A state quarterfinal appearance as a senior. Was her team's leading scorer as a junior with 16.5 points per game. The MVP of the Deep South Classic as both a junior and a senior.

CAREER HIGHS

PTS: 2 (3x), last: WKU - 2/5/22
RBS: 2 (2x), last: Norfolk State - 12/12/21
AST: 1 (2x), last: Appalachian State - 12/18/21
STL: 1, Bowie State - 12/8/21
BLK: 1, Appalachian State - 12/18/21
MIN: 13, Bowie State - 12/8/21
FG: 1 (2x), last: Appalachian State - 12/18/21
FGA: 3 (2x), last: Bowie State - 12/8/21
3FG: ---
3FGA: 3, William & Mary - 12/5/21
FT: 1 (2x), last: Norfolk State - 12/12/21
FTA: 2 (3x), last: Norfolk State - 12/12/21

SEASON HIGHS

PTS: 2 (3x), last: WKU - 2/5/22
RBS: 2 (2x), last: Norfolk State - 12/12/21
AST: 1 (2x), last: Appalachian State - 12/18/21
STL: 1, Bowie State - 12/8/21
BLK: 1, Appalachian State - 12/18/21
MIN: 13, Bowie State - 12/8/21
FG: 1 (3x), last: WKU - 2/5/22
FGA: 3 (2x), last: Bowie State - 12/8/21
3FG: ---
3FGA: 3, William & Mary - 12/5/21
FT: 1 (2x), last: Norfolk State - 12/12/21
FTA: 2 (3x), last: Norfolk State - 12/12/21

2021-22 GAME-BY-GAME

Opponent	Date	GS	MIN	Total		3-Pointers		Free throws		Rebounds				Other						
				FG-FGA	PCT	3FG-3FGA	PCT	FT-FTA	PCT	OFF	DEF	TOT	AVG	PF	A	TO	BLK	STL	PTS	AVG
South Carolina St.	11/09/2021		03:55	0-0	.000	0-0	.000	1-2	.500	0	0	0	0.0	0	0	0	0	0	1	1.0
at VCU	11/21/2021		01:30	0-0	.000	0-0	.000	0-0	.000	0	0	0	0.0	1	0	0	0	0	0	0.5
at William & Mary	12/05/2021		04:02	0-3	.000	0-3	.000	0-0	.000	0	0	0	0.0	1	0	0	0	0	0	0.3
Bowie St.	12/08/2021		12:54	1-3	.333	0-1	.000	0-2	.000	1	1	2	0.5	1	1	0	0	1	2	0.8
Norfolk St.	12/12/2021		03:17	0-1	.000	0-0	.000	1-2	.500	2	0	2	0.8	1	0	0	0	0	1	0.8
at Appalachian St.	12/18/2021		04:53	1-2	.500	0-1	.000	0-0	.000	0	0	0	0.7	0	1	0	1	0	2	1.0
at Marshall	02/03/2022		01:35	0-1	.000	0-1	.000	0-0	.000	0	0	0	0.6	0	0	0	0	0	0	0.9
at Western Ky.	02/05/2022		01:28	1-1	1.000	0-0	.000	0-0	.000	1	0	1	0.6	0	0	1	0	0	2	1.0
FIU	02/07/2022		01:05	0-0	.000	0-0	.000	0-0	.000	0	0	0	0.6	0	0	0	0	0	0	0.9
Totals		0	34:39	3-11	.273	0-6	.000	2-6	.333	4	1	5	0.6	4	2	1	1	1	8	0.9

CAREER STATISTICS

		Field Goals			3-Point		F-Throws		Rebounds				Scoring							
SEASON	TEAM	GP-GS	MIN/AVG	FG-FGA	FG%	3FG-3FGA	3FG%	FT-FTA	FT%	OFF	DEF	TOT	AVG	PF-FO	A	TO	BLK	STL	PTS	AVG
2021-22	ODU	9-0	35/3.8	3-11	.273	0-6	.000	2-6	.333	4	1	5	0.6	4-0	2	1	1	1	8	0.9
TOTAL		9-0	35/3.8	3-11	.273	0-6	.000	2-6	.333	4	1	5	0.6	4-0	2	1	1	1	8	0.9



#25 KALEN NELSON

5-11 | FRESHMAN | GUARD/FORWARD | TULSA, OKLA. | UNION

PLAYER NOTES

- Beat the buzzer to end the first quarter vs. Middle Tennessee for the first 3-pointer of her career.
- Played a season-high 17 minutes vs. Bowie State, scoring a personal-best four points.
- Scored her first collegiate basket vs. Saint Joseph's.
- Played the most minutes (eight) by an ODU freshman vs. Auburn. Scored her first career point and grabbed two rebounds.
- Played 11 minutes in ODU's season opener vs. S.C. State. Grabbed five rebounds, including a pair of offensive boards.
- Averaged 13.4 points and 5.9 rebounds per game as a senior at Union High School, garnering all-state and All-World honors. Guided Union to the state semifinals in her final season, where it lost to the eventual state champions.

CAREER HIGHS

PTS: 4, Bowie State - 12/8/21
RBS: 5, S.C. State - 11/9/21
AST: 1, Appalachian State - 12/18/21
STL: 1 (4x), last: North Texas - 1/22/22
BLK: ---
MIN: 17, Bowie State - 12/8/21
FG: 1 (7x), last: Middle Tennessee - 2/10/22
FGA: 5 (2x), last: Appalachian State - 12/18/21
3FG: Middle Tennessee - 2/10/22
3FGA: Middle Tennessee - 2/10/22
FT: 2 (2x), last: North Texas - 1/22/22
FTA: 2 (3x), last: North Texas - 1/22/22

SEASON HIGHS

PTS: 4, Bowie State - 12/8/21
RBS: 5, S.C. State - 11/9/21
AST: 1, Appalachian State - 12/18/21
STL: 1 (4x), last: North Texas - 1/22/22
BLK: ---
MIN: 17, Bowie State - 12/8/21
FG: 1 (7x), last: Middle Tennessee - 2/10
FGA: 5 (2x), last: Appalachian State - 12/18/21
3FG: 1, Middle Tennessee - 2/10/22
3FGA: 1, Middle Tennessee - 2/10/22
FT: 2 (2x), last: North Texas - 1/22/22
FTA: 2 (3x), last: North Texas - 1/22/22

2021-22 GAME-BY-GAME

Opponent	Date	GS	MIN	Total		3-Pointers		Free throws		Rebounds				Other							
				FG-FGA	PCT	3FG-3FGA	PCT	FT-FTA	PCT	OFF	DEF	TOT	AVG	PF	A	TO	BLK	STL	PTS	AVG	
South Carolina St.	11/09/2021		10:57	0-2	.000	0-0	.000	0-0	.000	2	3	5	5.0	1	0	0	0	0	0	0	0.0
Auburn	11/14/2021		07:46	0-1	.000	0-0	.000	1-2	.500	1	1	2	3.5	0	0	0	0	0	1	0.5	
George Washington	11/18/2021		02:21	0-0	.000	0-0	.000	0-0	.000	0	0	0	2.3	0	0	0	0	0	0	0.3	
at VCU	11/21/2021		01:30	0-1	.000	0-0	.000	0-0	.000	0	1	1	2.0	0	0	0	0	0	0	0.3	
vs Saint Joseph's	11/26/2021		07:17	1-1	1.000	0-0	.000	0-0	.000	1	1	2	2.0	0	0	0	0	0	2	0.6	
vs Texas Tech	11/27/2021		03:43	0-0	.000	0-0	.000	0-0	.000	0	1	1	1.8	0	0	0	0	0	0	0.5	
vs Stetson	11/28/2021		13:29	1-3	.333	0-0	.000	0-0	.000	0	2	2	1.9	2	0	0	0	0	2	0.7	
at William & Mary	12/05/2021		06:22	1-2	.500	0-0	.000	0-0	.000	0	0	0	1.6	0	0	0	0	1	2	0.9	
Bowie St.	12/08/2021		16:38	1-5	.200	0-0	.000	2-2	1.000	1	1	2	1.7	0	0	3	0	1	4	1.2	
Norfolk St.	12/12/2021		03:08	0-0	.000	0-0	.000	0-0	.000	0	0	0	1.5	0	0	0	0	0	0	1.1	
at Appalachian St.	12/18/2021		14:53	1-5	.200	0-0	.000	0-0	.000	1	0	1	1.5	1	1	0	0	0	2	1.2	
at UTSA	01/13/2022		07:08	0-0	.000	0-0	.000	0-0	.000	0	2	2	1.5	1	0	0	0	1	0	1.1	
at UTEP	01/15/2022		05:42	0-1	.000	0-0	.000	0-0	.000	0	0	0	1.4	1	0	1	0	0	0	1.0	
Fla. Atlantic	01/17/2022		05:11	1-1	1.000	0-0	.000	0-0	.000	1	1	2	1.4	0	0	1	0	0	2	1.1	
Rice	01/20/2022		03:28	0-0	.000	0-0	.000	0-0	.000	0	0	0	1.3	0	0	0	0	0	0	1.0	
North Texas	01/22/2022		08:14	0-0	.000	0-0	.000	2-2	1.000	1	0	1	1.3	0	0	1	0	1	2	1.1	
at Marshall	02/03/2022		02:35	0-0	.000	0-0	.000	0-0	.000	0	0	0	1.2	0	0	0	0	0	0	1.0	
FIU	02/07/2022		03:38	0-0	.000	0-0	.000	0-0	.000	0	0	0	1.2	0	0	0	0	0	0	0.9	
Middle Tenn.	02/10/2022		05:34	1-1	1.000	1-1	1.000	0-0	.000	1	1	2	1.2	0	0	1	0	0	3	1.1	
Totals		0	129:34	7-23	.304	1-1	1.000	5-6	.833	9	14	23	1.2	6	1	7	0	4	20	1.1	

CAREER STATISTICS

		Field Goals		3-Point		F-Throws		Rebounds				Scoring									
SEASON	TEAM	GP-GS	MIN/AVG	FG-FGA	FG%	3FG-3FGA	3FG%	FT-FTA	FT%	OFF	DEF	TOT	AVG	PF	FO	A	TO	BLK	STL	PTS	AVG
2021-22	ODU	19-0	130/6.8	7-23	.304	1-1	1.000	5-6	.833	9	14	23	1.2	6-0	1	7	0	4	20	1.1	
TOTAL		19-0	130/6.8	7-23	.304	1-1	1.000	5-6	.833	9	14	23	1.2	6-0	1	7	0	4	20	1.1	



#35 ALEX ROUSE

5-8 | FRESHMAN | GUARD | LITTLE ROCK, ARK. | JOE T. ROBINSON

PLAYER NOTES

- Played four minutes in ODU's season opener vs. S.C. State. Grabbed one offensive rebound.
- A multi-sport athlete at Joe T. Robinson. Scored over 2,000-career points to set the school record. Earned all-conference and all-state recognition as a senior after averaging 25.5 points, six rebounds and three assists per game
- A former state champion in soccer and played volleyball for a season.
- Father played football at Arkansas and for the Chicago Bears.

CAREER HIGHS

PTS: ---
 RBS: 1 (2x), last: VCU - 11/21/21
 AST: ---
 STL: ---
 BLK: ---
 MIN: 4, S.C. State - 11/9/21
 FG: ---
 FGA: 1, Marshall - 2/3/22
 3FG: ---
 3FGA: 1, Marshall - 2/3/22
 FT: ---
 FTA: ---

SEASON HIGHS

PTS: ---
 RBS: 1 (2x), last: VCU - 11/21/21
 AST: ---
 STL: ---
 BLK: ---
 MIN: 4, S.C. State - 11/9/21
 FG: ---
 FGA: 1, Marshall - 2/3/22
 3FG: ---
 3FGA: 1, Marshall - 2/3/22
 FT: ---
 FTA: ---

2021-22 GAME-BY-GAME

Opponent	Date	GS	MIN	Total		3-Pointers		Free throws		Rebounds				Other							
				FG-FGA	PCT	3FG-3FGA	PCT	FT-FTA	PCT	OFF	DEF	TOT	AVG	PF	A	TO	BLK	STL	PTS	AVG	
South Carolina St.	11/09/2021		03:55	0-0	.000	0-0	.000	0-0	.000	1	0	1	1.0	1	0	0	0	0	0	0	0.0
at VCU	11/21/2021		01:30	0-0	.000	0-0	.000	0-0	.000	1	0	1	1.0	0	0	0	0	0	0	0	0.0
at Marshall	02/03/2022		02:09	0-1	.000	0-1	.000	0-0	.000	0	0	0	0.7	1	0	1	0	0	0	0	0.0
at Western Ky.	02/05/2022		01:28	0-0	.000	0-0	.000	0-0	.000	0	0	0	0.5	0	0	0	0	0	0	0	0.0
FIU	02/07/2022		01:04	0-0	.000	0-0	.000	0-0	.000	0	0	0	0.4	0	0	0	0	0	0	0	0.0
Totals		0	10:06	0-1	.000	0-1	.000	0-0	.000	2	0	2	0.4	2	0	1	0	0	0	0	0.0

CAREER STATISTICS

SEASON	TEAM	GP-GS	MIN/AVG	Field Goals		3-Point		F-Throws		Rebounds				Scoring							
				FG-FGA	FG%	3FG-3FGA	3FG%	FT-FTA	FT%	OFF	DEF	TOT	AVG	PF	FO	A	TO	BLK	STL	PTS	AVG
2021-22	ODU	5-0	10/2.0	0-1	.000	0-1	.000	0-0	.000	2	0	2	0.4	2-0	0	1	0	0	0	0	0.0
TOTAL		5-0	10/2.0	0-1	.000	0-1	.000	0-0	.000	2	0	2	0.4	2-0	0	1	0	0	0	0	0.0



#44 AMHYIA MORELAND

6-1 | FRESHMAN | FORWARD | CHARLOTTE, N.C. | ZEBULON B. VANCE

PLAYER NOTES

- Matched a personal best with four points while setting career bests with six rebounds and three blocks vs. FIU.
- Came down with four boards vs. Bowie State. Also had two steals.
- Grabbed three rebounds vs. Stetson.
- Scored two points and grabbed two rebounds in four minutes of action in ODU's season opener with S.C. State.
- A two-time 4A state champion. Posted an 11-point, 13-rebound double-double in the 2021 state championship. Averaged 18.2 points and 7.4 rebounds per game as a senior, earning I-Meck Player of the Year honors.

CAREER HIGHS

PTS: 4 (2x), last: FIU - 2/7/22
RBS: 6, FIU - 2/7/22
AST: 1 (3x), last: North Texas - 1/22/22
STL: 2, Bowie State - 12/8/21
BLK: 3, FIU - 2/7/22
MIN: 12, FIU - 2/7/22
FG: 2, Norfolk State - 12/12/21
FGA: 3 (2x), last: FIU - 2/7/22
3FG: ---
3FGA: ---
FT: 2, FIU - 2/7/22
FTA: 4, FIU - 2/7/22

SEASON HIGHS

PTS: 4 (2x), last: FIU - 2/7/22
RBS: 6, FIU - 2/7/22
AST: 1 (3x), last: North Texas - 1/22/22
STL: 2, Bowie State - 12/8/21
BLK: 3, FIU - 2/7/22
MIN: 12, FIU - 2/7/22
FG: 2, Norfolk State - 12/12/21
FGA: 3 (2x), last: FIU - 2/7/22
3FG: ---
3FGA: ---
FT: 2, FIU - 2/7/22
FTA: 4, FIU - 2/7/22

2021-22 GAME-BY-GAME

Opponent	Date	GS	MIN	Total		3-Pointers		Free throws		Rebounds				PF	A	TO	BLK	STL	PTS	AVG
				FG-FGA	PCT	3FG-3FGA	PCT	FT-FTA	PCT	OFF	DEF	TOT	AVG							
South Carolina St.	11/09/2021		03:55	1-3	.333	0-0	.000	0-0	.000	0	2	2	2.0	0	0	2	0	0	2	2.0
at VCU	11/21/2021		08:33	0-0	.000	0-0	.000	0-0	.000	0	2	2	2.0	4	1	2	1	0	0	1.0
vs Saint Joseph's	11/26/2021		03:01	0-2	.000	0-0	.000	0-0	.000	0	0	0	1.3	0	0	2	0	0	0	0.7
vs Texas Tech	11/27/2021		03:27	0-0	.000	0-0	.000	0-0	.000	0	0	0	1.0	3	0	0	0	0	0	0.5
vs Stetson	11/28/2021		04:40	0-2	.000	0-0	.000	0-0	.000	1	2	3	1.4	2	0	3	1	0	0	0.4
at William & Mary	12/05/2021		03:26	1-2	.500	0-0	.000	0-0	.000	0	0	0	1.2	0	0	0	1	0	2	0.7
Bowie St.	12/08/2021		10:40	0-1	.000	0-0	.000	1-2	.500	0	4	4	1.6	2	0	0	0	2	1	0.7
Norfolk St.	12/12/2021		07:31	2-2	1.000	0-0	.000	0-1	.000	1	1	2	1.6	2	1	1	0	1	4	1.1
at Appalachian St.	12/18/2021		07:03	0-1	.000	0-0	.000	0-0	.000	1	1	2	1.7	4	0	0	0	0	0	1.0
North Texas	01/22/2022		07:51	1-2	.500	0-0	.000	1-2	.500	4	0	4	1.9	0	1	1	0	0	3	1.2
Charlotte	01/26/2022		08:35	1-2	.500	0-0	.000	1-2	.500	1	3	4	2.1	0	0	0	2	0	3	1.4
at Charlotte	01/29/2022		02:58	0-0	.000	0-0	.000	0-0	.000	1	0	1	2.0	1	0	1	0	0	0	1.3
at Marshall	02/03/2022		07:47	1-1	1.000	0-0	.000	1-2	.500	1	2	3	2.1	1	0	1	1	1	3	1.4
at Western Ky.	02/05/2022		05:03	0-1	.000	0-0	.000	1-2	.500	2	0	2	2.1	1	0	0	1	0	1	1.4
FIU	02/07/2022		12:00	1-3	.333	0-0	.000	2-4	.500	3	3	6	2.3	4	0	2	3	0	4	1.5
Totals			0 96:29	8-22	.364	0-0	.000	7-15	.467	15	20	35	2.3	24	3	15	10	4	23	1.5

CAREER STATISTICS

SEASON	TEAM	GP-GS	MIN/AVG	Field Goals		3-Point		F-Throws		Rebounds				Scoring						
				FG-FGA	FG%	3FG-3FGA	3FG%	FT-FTA	FT%	OFF	DEF	TOT	AVG	PF-FO	A	TO	BLK	STL	PTS	AVG
2021-22	ODU	15-0	96/6.4	8-22	.364	0-0	.000	7-15	.467	15	20	35	2.3	24-0	3	15	10	4	23	1.5
TOTAL		15-0	96/6.4	8-22	.364	0-0	.000	7-15	.467	15	20	35	2.3	24-0	3	15	10	4	23	1.5

Old Dominion Women's Basketball 2021-22 Game Notes

2021-22 OVERALL SEASON STATS

Game Records

Record	Overall	Home	Away	Neutral
ALL GAMES	18-5	9-2	6-3	3-0
CONFERENCE	8-3	5-1	3-2	0-0
NON-CONFERENCE	10-2	4-1	3-1	3-0

Score by Periods

Team	1st	2nd	3rd	4th	OT	TOT
Old Dominion	332	362	367	393	0	1454
Opponents	279	286	329	321	0	1215

Team Box Score

No.	Player	GP-GS			Total		3-Point		F-Throw		Rebounds				Other				PTS	AVG			
		GP	GS	MIN	AVG	FG-FGA	FG%	3FG-3FGA	3FG%	FT-FTA	FT%	OFF	DEF	TOT	AVG	PF	DQ	A			TO	BLK	STL
2	ALLEN, Iggy	23-23		698:36	30.4	120-339	.354	31-113	.274	57-77	.740	63	121	184	8.0	56	0	37	43	5	37	328	14.3
14	WAYNE, Ajah	23-23		683:46	29.7	103-251	.410	18-58	.310	79-113	.699	62	75	137	6.0	40	0	42	47	14	37	303	13.2
23	YOUNG, Amari	23-23		613:19	26.7	87-161	.540	0-0	.000	31-78	.397	54	79	133	5.8	55	1	18	43	20	35	205	8.9
12	JACKSON, Brianna	23-13		432:07	18.8	63-124	.508	0-1	.000	30-50	.600	48	70	118	5.1	70	1	5	38	37	12	156	6.8
1	ADAMS, Mariah	21-18		663:16	31.6	46-137	.336	6-38	.158	32-39	.821	15	44	59	2.8	60	1	88	62	2	46	130	6.2
11	CLARK, Kaye	23-13		533:37	23.2	44-114	.386	12-41	.293	13-23	.565	24	32	56	2.4	48	1	38	42	9	40	113	4.9
3	WASHINGTON, Taleah	9-2		115:51	12.9	12-36	.333	7-23	.304	6-10	.600	1	8	9	1.0	6	0	10	15	3	4	37	4.1
4	HUDSON, Aziah	23-0		376:37	16.4	28-97	.289	18-70	.257	14-22	.636	6	10	16	0.7	24	0	12	13	0	17	88	3.8
44	MORELAND, Amhyia	15-0		96:29	6.4	8-22	.364	0-0	.000	7-15	.467	15	20	35	2.3	24	0	3	15	10	4	23	1.5
5	BARNES-WILLIAMS, Ashanti	10-0		58:24	5.8	6-19	.316	0-3	.000	3-5	.600	5	4	9	0.9	10	0	4	3	1	4	15	1.5
0	CAMPBELL, Joy	20-0		153:39	7.7	10-34	.294	3-13	.231	5-11	.455	4	18	22	1.1	8	0	12	15	0	9	28	1.4
25	NELSON, Kaylen	19-0		129:34	6.8	7-23	.304	1-1	1.000	5-6	.833	9	14	23	1.2	6	0	1	7	0	4	20	1.1
24	SAMPLE, Eden	9-0		34:39	3.8	3-11	.273	0-6	.000	2-6	.333	4	1	5	0.6	4	0	2	1	1	1	8	0.9
35	ROUSE, Alex	5-0		10:06	2.0	0-1	.000	0-1	.000	0-0	.000	2	0	2	0.4	2	0	0	1	0	0	0	0.0
Team												41	45	86							14		
Total		23	4600			537-1369	.392	96-368	.261	284-455	.624	353	541	894	38.9	413	4	272	359	102	250	1454	63.2
Opponents		23	4600			425-1191	.357	90-339	.265	275-407	.676	281	567	848	36.9	437	13	208	488	72	160	1215	52.8

Team Statistics

	ODU	OPP
Scoring	1454	1215
Points per game	63.2	52.8
Scoring margin	+10.4	-
Field goals-att	537-1369	425-1191
Field goal pct	.392	.357
3 point fg-att	96-368	90-339
3-point FG pct	.261	.265
3-pt FG made per game	4.2	3.9
Free throws-att	284-455	275-407
Free throw pct	.624	.676
F-Throws made per game	12.3	12.0
Rebounds	894	848
Rebounds per game	38.9	36.9
Rebounding margin	+2.0	-
Assists	272	208
Assists per game	11.8	9.0
Turnovers	359	488
Turnovers per game	15.6	21.2
Turnover margin	+5.6	-
Assist/turnover ratio	0.8	0.4
Steals	250	160
Steals per game	10.9	7.0
Blocks	102	72
Blocks per game	4.4	3.1
Winning streak	2	-
Home win streak	2	-
Attendance	16896	7812
Home games-Avg/Game	11-1536	9-868
Neutral site-Avg/Game	-	3-0

Team Results

Date	Opponent	Score	Att.
11/09/2021	South Carolina St.	W 80-52	1649
11/14/2021	Auburn	W 57-44	1776
11/18/2021	George Washington	L 45-47	1719
11/21/2021	at VCU	L 48-71	641
11/26/2021	vs Saint Joseph's	W 67-50	0
11/27/2021	vs Texas Tech	W 59-45	0
11/28/2021	vs Stetson	W 61-51	0
12/05/2021	at William & Mary	W 68-55	221
12/08/2021	Bowie St.	W 70-29	1591
12/12/2021	Norfolk St.	W 76-47	1924
12/18/2021	at Appalachian St.	W 85-49	204
12/22/2021	at Temple	W 71-68	3122
01/13/2022	at UTSA	W 57-46	455
01/15/2022	at UTEP	L 48-53	782
01/17/2022	Fla. Atlantic	W 61-48	1477
01/20/2022	Rice	W 69-59	1393
01/22/2022	North Texas	W 67-57	558
01/26/2022	Charlotte	L 61-64	1620
01/29/2022	at Charlotte	W 54-45	819
02/03/2022	at Marshall	W 62-47	412
02/05/2022	at Western Ky.	L 57-71	1156
02/07/2022	FIU	W 73-61	1615
02/10/2022	Middle Tenn.	W 58-56	1574

CONFERENCE USA STATS

Game Records

Record	Overall	Home	Away	Neutral
ALL GAMES	8-3	5-1	3-2	0-0
CONFERENCE	8-3	5-1	3-2	0-0
NON-CONFERENCE	0-0	0-0	0-0	0-0

Score by Periods

Team	1st	2nd	3rd	4th	OT	TOT
Old Dominion	140	171	168	188	0	667
Opponents	153	130	169	155	0	607

Team Box Score

No.	Player	Total			3-Point			F-Throw		Rebounds				Other								
		GP-GS	MIN	AVG	FG-FGA	FG%	3FG-3FGA	3FG%	FT-FTA	FT%	OFF	DEF	TOT	AVG	PF	DQ	A	TO	BLK	STL	PTS	AVG
2	ALLEN, Iggy	11-11	350:18	31.8	56-174	.322	11-61	.180	33-44	.750	33	51	84	7.6	30	0	14	23	3	17	156	14.2
14	WAYNE, Ajah	11-11	337:27	30.7	45-114	.395	4-22	.182	29-47	.617	24	42	66	6.0	20	0	20	28	7	15	123	11.2
23	YOUNG, Amari	11-11	309:31	28.1	44-82	.537	0-0	.000	16-35	.457	24	43	67	6.1	32	1	12	19	10	16	104	9.5
12	JACKSON, Brianna	11-9	245:22	22.3	34-67	.507	0-0	.000	20-31	.645	28	40	68	6.2	37	0	2	14	17	7	88	8.0
1	ADAMS, Mariah	11-11	373:15	33.9	24-77	.312	3-22	.136	14-16	.875	8	24	32	2.9	27	0	48	37	2	21	65	5.9
4	HUDSON, Aziah	11-0	175:58	16.0	15-50	.300	10-36	.278	8-11	.727	4	5	9	0.8	12	0	5	7	0	3	48	4.4
11	CLARK, Kaye	11-2	223:33	20.3	15-49	.306	5-20	.250	6-11	.545	8	12	20	1.8	20	0	11	17	4	10	41	3.7
44	MORELAND, Amhyia	6-0	44:14	7.4	4-9	.444	0-0	.000	6-12	.500	12	8	20	3.3	7	0	1	5	7	1	14	2.3
0	CAMPBELL, Joy	10-0	77:38	7.8	5-16	.313	3-9	.333	2-4	.500	0	8	8	0.8	5	0	10	5	0	3	15	1.5
5	BARNES-WILLIAMS, Ashanti	3-0	12:26	4.1	2-5	.400	0-1	.000	0-0	.000	2	1	3	1.0	1	0	1	0	0	1	4	1.3
25	NELSON, Kaylen	8-0	41:30	5.2	2-3	.667	1-1	1.000	2-2	1.000	3	4	7	0.9	2	0	0	4	0	2	7	0.9
24	SAMPLE, Eden	3-0	04:08	1.4	1-2	.500	0-1	.000	0-0	.000	1	0	1	0.3	0	0	0	1	0	0	2	0.7
35	ROUSE, Alex	3-0	04:41	1.6	0-1	.000	0-1	.000	0-0	.000	0	0	0	0.0	1	0	0	1	0	0	0	0.0
Team											20	21	41					9				
Total		11	2200		247-649	.381	37-174	.213	136-213	.638	167	259	426	38.7	194	1	124	170	50	96	667	60.6
Opponents		11	2200		209-579	.361	51-177	.288	138-198	.697	134	277	411	37.4	205	8	108	216	34	71	607	55.2

Team Statistics

	ODU	OPP
Scoring	667	607
Points per game	60.6	55.2
Scoring margin	+5.5	-
Field goals-att	247-649	209-579
Field goal pct	.381	.361
3 point fg-att	37-174	51-177
3-point FG pct	.213	.288
3-pt FG made per game	3.4	4.6
Free throws-att	136-213	138-198
Free throw pct	.638	.697
F-Throws made per game	12.4	12.5
Rebounds	426	411
Rebounds per game	38.7	37.4
Rebounding margin	+1.4	-
Assists	124	108
Assists per game	11.3	9.8
Turnovers	170	216
Turnovers per game	15.5	19.6
Turnover margin	+4.2	-
Assist/turnover ratio	0.7	0.5
Steals	96	71
Steals per game	8.7	6.5
Blocks	50	34
Blocks per game	4.5	3.1
Winning streak	2	-
Home win streak	2	-
Attendance	8237	3624
Home games-Avg/Game	6-1373	5-725
Neutral site-Avg/Game	-	0-0

Team Results

Date	Opponent		Score	Att.
01/13/2022	at UTSA	W	57-46	455
01/15/2022	at UTEP	L	48-53	782
01/17/2022	Fla. Atlantic	W	61-48	1477
01/20/2022	Rice	W	69-59	1393
01/22/2022	North Texas	W	67-57	558
01/26/2022	Charlotte	L	61-64	1620
01/29/2022	at Charlotte	W	54-45	819
02/03/2022	at Marshall	W	62-47	412
02/05/2022	at Western Ky.	L	57-71	1156
02/07/2022	FIU	W	73-61	1615
02/10/2022	Middle Tenn.	W	58-56	1574

Old Dominion Women's Basketball 2021-22 Game Notes

BOX SCORES

GAME ONE



Official Basketball Box Score - Final
South Carolina St. at Old Dominion
 11/09/21 Charlayne Arena, Norfolk, Va.
 2021-22 Women's Basketball

Game Time: 6:30 PM
 Game Duration: 1:58
 Attendance: 1,549

Officials: Tammy Holman, Priscilla Herring, Sarah Williams

South Carolina St. - 52

Record: 0-1

NO. Name	Min	FG		3P		FT		Rebounds		Fouls		TP	AS	TO	ST	Blocks		+/-
		M-A	M-A	M-A	M-A	OR	DR	FF	PF	BS	BA							
24 Trinity Klock	16:30	1-4	0-0	0-0	0-0	4	4	2	2	2	1	4	0	0	0	0	0	-14
2 Nadia Reese	16:30	1-4	0-0	0-0	0-0	4	4	2	2	2	1	4	0	0	0	0	-14	
3 Lovely Sonnier	21:22	1-5	0-3	0-2	1	4	5	3	3	2	0	3	0	0	0	0	-15	
15 Shania Wright	11:30	1-1	1-1	0-0	0	1	1	1	1	0	3	0	2	0	0	0	-8	
21 Victoria Jordan	17:18	1-2	0-0	2-3	0	1	1	1	2	4	1	2	1	0	0	0	-4	
34 Tiona Walls	17:35	1-3	0-1	2-4	1	2	3	1	2	4	1	1	1	0	0	0	-12	
20 Nicole Gwynn	30:32	5-11	3-6	2-4	0	2	2	3	3	15	0	11	1	0	1	0	-19	
5 Mekayla Lumpkin	22:24	0-2	0-2	0-0	0	0	0	0	0	0	2	1	1	0	1	1	-18	
4 Brianna Thompson	14:50	0-1	0-0	1-2	0	0	0	3	1	1	1	1	0	1	1	0	-12	
23 Alicia Fields	11:16	1-1	0-0	0-0	1	0	1	0	0	2	0	2	0	0	0	0	-7	
Team						3	4	7	0	0	2							
Totals		18-45	5-15	11-22	9	26	35	22	19	52	7	35	5	6	4	28		

Technical Fouls: NONE

Shooting By Period	
1 st FG%	6-15 40.0%
2 nd FG%	4-11 36.4%
3 rd FG%	5-12 41.7%
4 th FG%	3-7 42.9%
3PT%	0-0 0.0%
FT%	5-12 41.7%
GM FG%	18-45 40.0%
3PT%	5-15 33.3%
FT%	11-22 50.0%

Dead Ball Rebounds: 6, 0

GAME TWO



Official Basketball Box Score - Final
Auburn at Old Dominion
 11/14/21 Charlayne Arena, Norfolk, Va.
 2021-22 Women's Basketball

Game Time: 2:00 PM
 Game Duration: 2:17
 Attendance: 1,776

Officials: Measow Overstreet, Bill Larrance, David Jenkins

Auburn - 44

Record: 0-2

NO. Name	Min	FG		3P		FT		Rebounds		Fouls		TP	AS	TO	ST	Blocks		+/-
		M-A	M-A	M-A	M-A	OR	DR	FF	PF	BS	BA							
10 Kiyae White	11:12	0-2	0-0	0-0	0	0	0	4	1	0	0	0	0	0	1	1	2	
2 Sania Wells	27:36	4-10	2-2	2-2	0	1	1	4	3	11	1	2	0	0	0	0	-7	
3 Annie Hughes	37:35	1-6	0-4	0-0	0	2	2	1	2	2	0	0	0	0	1	1	-17	
5 Aicha Coulibaly	38:07	7-14	0-2	3-7	4	9	13	4	6	17	0	3	1	1	0	0	-8	
23 Honeshy Scott-Grayson	36:49	3-17	0-3	4-5	2	9	11	2	4	10	1	2	2	0	2	1	-9	
14 Jash Jordan	05:38	0-1	0-0	0-0	0	1	2	2	0	0	1	3	0	0	1	1	-9	
1 Xaria Wiggins	14:14	0-2	0-2	0-0	0	2	2	3	1	0	2	0	0	0	0	0	-3	
12 Mar'shaun Bostic	17:07	0-3	0-0	2-2	0	1	1	4	1	2	2	1	2	1	1	1	-6	
0 Amoura Graves	04:12	0-1	0-1	0-0	1	0	1	0	0	0	0	0	0	0	0	0	4	
20 Adora Onwumelu	05:49	0-3	0-0	2-2	3	2	5	2	1	2	0	0	0	0	1	1	-7	
4 Riley Donahue	00:49	0-0	0-0	0-0	0	0	0	0	0	0	0	0	0	0	0	0	0	
Team						0	4	4	0	0	1							
Totals		15-59	1-14	13-18	11	31	42	27	19	44	5	16	5	5	7	13		

Technical Fouls: NONE

Shooting By Period	
1 st FG%	6-16 37.5%
2 nd FG%	2-16 12.5%
3 rd FG%	3-10 30.0%
4 th FG%	4-17 23.5%
3PT%	0-0 0.0%
FT%	11-22 50.0%
GM FG%	15-59 25.4%
3PT%	1-14 7.1%
FT%	13-18 72.2%

Dead Ball Rebounds: 3, 1

Old Dominion - 80

Record: 1-0

NO. Name	Min	FG		3P		FT		Rebounds		Fouls		TP	AS	TO	ST	Blocks		+/-
		M-A	M-A	M-A	M-A	OR	DR	FF	PF	BS	BA							
23 Amari Young	20:53	5-9	0-0	1-3	3	3	6	2	3	11	0	2	2	2	1	0	2	
1 Mariah Adams	24:23	4-9	0-2	2-2	0	1	1	4	4	10	2	1	4	0	0	0	24	
2 Iggy Allen	22:23	6-13	0-2	1-2	4	4	7	2	2	15	0	0	3	0	0	0	19	
11 Kaye Clark	22:10	4-8	2-3	1-2	4	1	5	2	1	11	1	3	4	1	0	0	19	
14 Ajah Wayne	26:38	4-13	1-4	6-6	4	3	7	1	4	15	1	1	2	1	2	1	23	
3 Taleah Washington	13:26	1-5	0-1	4-5	0	2	2	1	3	6	1	3	1	1	0	0	7	
25 Kaylen Nelson	10:57	0-2	0-0	0-0	2	3	5	1	0	0	0	0	0	0	0	0	7	
0 Joy Campbell	09:45	0-0	0-0	0-0	0	0	0	0	0	0	0	0	0	0	0	0	4	
12 Brianna Jackson	05:32	1-2	0-0	0-0	1	0	1	0	1	2	0	1	0	1	1	2	2	
4 Aziah Hudson	18:26	1-5	0-4	0-2	0	0	0	1	2	1	1	1	1	0	0	0	18	
5 Ashanti Barnes-Williams	13:42	1-4	0-2	3-5	1	2	4	2	5	2	1	2	0	0	0	0	7	
22 Eden Sample	03:55	0-0	0-0	1-2	0	0	0	0	1	1	0	0	0	0	0	0	-2	
35 Alex Rouse	03:55	0-0	0-0	0-0	1	0	1	0	1	0	0	0	0	0	0	0	-2	
44 Amhyia Moreland	03:55	1-3	0-0	0-0	2	2	0	0	2	0	2	0	2	0	0	0	-2	
Team						2	5	0	0	0								
Totals		28-73	5-18	19-29	21	23	44	19	22	80	9	15	19	4	6	28		

Technical Fouls: NONE

Shooting By Period	
1 st FG%	11-17 64.7%
2 nd FG%	9-26 34.6%
3 rd FG%	3-16 18.8%
4 th FG%	5-14 35.7%
3PT%	0-3 0.0%
FT%	9-13 69.2%
GM FG%	28-73 38.4%
3PT%	5-18 27.8%
FT%	19-29 65.5%

Dead Ball Rebounds: 8, 0

Old Dominion - 57

Record: 2-0

NO. Name	Min	FG		3P		FT		Rebounds		Fouls		TP	AS	TO	ST	Blocks		+/-
		M-A	M-A	M-A	M-A	OR	DR	FF	PF	BS	BA							
23 Amari Young	33:19	3-7	0-0	4-6	2	6	8	4	9	10	0	2	1	1	0	0	3	
1 Mariah Adams	24:17	0-4	0-2	0-2	0	2	2	4	2	0	2	4	1	0	0	0	4	
2 Iggy Allen	38:21	7-17	3-6	4-6	5	10	15	3	5	21	1	2	2	0	0	0	18	
11 Kaye Clark	26:26	0-1	0-1	2-2	0	0	0	1	3	1	2	1	1	0	0	0	17	
14 Ajah Wayne	35:50	5-18	1-6	8-9	2	9	11	6	1	19	2	0	1	1	2	1	15	
3 Taleah Washington	08:16	0-1	0-0	0-0	0	2	2	0	0	0	2	0	0	0	0	0	-8	
4 Aziah Hudson	16:24	0-4	0-3	2-2	0	0	0	1	1	2	0	0	0	0	0	0	5	
25 Kaylen Nelson	07:46	0-1	0-0	1-2	1	1	2	0	1	1	0	0	0	0	0	0	10	
0 Joy Campbell	05:38	0-1	0-0	0-0	0	0	0	0	0	0	0	0	0	0	0	0	1	
5 Ashanti Barnes-Williams	05:53	0-0	0-0	0-0	0	0	0	0	1	0	0	0	0	0	0	0	2	
12 Brianna Jackson	07:50	1-2	0-0	0-1	1	4	5	2	2	0	2	0	0	3	0	0	11	
Team						2	1	3	0	0								
Totals		16-56	4-18	21-30	13	35	48	19	27	57	6	13	8	7	5	13		

Technical Fouls: NONE

Shooting By Period	
1 st FG%	2-12 16.7%
2 nd FG%	4-15 26.7%
3 rd FG%	7-15 46.7%
4 th FG%	3-14 21.4%
3PT%	1-4 25.0%
FT%	15-26 57.7%
GM FG%	16-56 28.6%
3PT%	4-18 22.2%
FT%	21-30 70.0%

Dead Ball Rebounds: 4, 0

SCSU	ODU
0 (1 st 10:00)	32 (4 th 4:12)
6 (3 rd 8:18)	14 (4 th 4:12)
0	0
0	0
0:00	39:45

Points from Turnovers	SCSU	ODU
Paint	22	34
Second Chance	8	19
Fast Breaks	7	18
Bench		

Old Dominion Women's Basketball 2021-22 Game Notes

BOX SCORES

GAME FIVE



Official Basketball Box Score - Final
Saint Joseph's at Old Dominion
11/26/21 Leonard E. Merrell Center, Katy
2021-22 Women's Basketball

Game Time: 11:00 AM
Game Duration: 1:46

Officials: Demoya Williams, Chaney Murnch, Kristen Jones

Saint Joseph's - 50

Record: 1-3

NO. Name	Min	FG			3P			FT			Rebounds			Fouls			TP	AS	TO	ST	Blocks			+/-
		M	A	M/A	M	A	M/A	O	DR	TOT	PF	FD	OR	DR	TOT	BS					BA	BL		
11 Elizabeth Marsicano	F	12:49	1-4	1-3	0-0	0	0	0	4	0	3	2	2	0	0	0	-2							
32 Gabby Smalls	F	10:51	0-1	0-0	0-0	0	3	3	4	1	0	0	1	0	0	0	-13							
5 Julia Nystrom	G	29:23	1-4	0-2	0-0	1	2	3	1	1	2	3	0	0	0	-5								
14 Katie Jekot	G	31:40	2-10	1-5	2-2	0	4	4	0	4	0	7	4	2	1	0	-16							
23 Alayna Gribble	G	30:31	4-9	3-6	0-0	3	1	4	0	0	11	0	0	0	1	2	-13							
0 Talya Brugler		16:57	2-5	0-1	0-0	1	2	3	0	2	4	0	1	0	0	0	-1							
33 Katie Mayock		16:55	1-3	0-0	0-0	1	2	3	1	0	2	2	1	1	2	0	-1							
1 Olivia Mullins		19:40	1-5	0-2	4-4	0	0	0	1	2	6	1	2	1	0	-9								
21 Mackenzie Smith		08:46	1-3	1-1	0-0	0	1	1	2	0	3	0	1	0	0	-8								
12 Laila Fair		22:28	5-7	0-0	2-4	3	1	4	0	0	12	0	3	1	2	0	-2							
Team						3	1	4	0	0	1	0	1	0	0									
Totals			18-51	6-20	8-10	12	19	31	16	15	50	12	15	4	5	3	-17							

Technical Fouls: Nystrom 2nd 6:56
Dead Ball Rebounds: 1,0

GAME SIX



Official Basketball Box Score - Final
Old Dominion at Texas Tech
11/22/21 Leonard E. Merrell Center, Katy
2021-22 Women's Basketball

Game Time: 1:30 PM
Game Duration: 1:54

Officials: Brian Garland, Jennifer White, LaShonda Kidd

Old Dominion - 59

Record: 4-2

NO. Name	Min	FG			3P			FT			Rebounds			Fouls			TP	AS	TO	ST	Blocks			+/-
		M	A	M/A	M	A	M/A	O	DR	TOT	PF	FD	OR	DR	TOT	BS					BA	BL		
12 Brianna Jackson	F	22:21	0-4	0-0	2-2	1	1	2	4	2	2	1	4	0	0	0	1							
23 Amari Young	F	25:20	3-8	0-0	0-3	3	1	4	2	4	6	0	1	1	2	1	12							
2 Iggy Allen	G	32:13	5-14	2-5	0-0	2	6	8	2	2	12	1	2	0	0	0	0							
11 Kaye Clark	G	21:02	0-4	0-0	0-0	4	1	5	5	1	0	3	3	2	1	2	18							
14 Ajah Wayne	G	30:38	7-13	3-6	0-0	3	4	7	4	5	17	0	1	3	0	0	8							
11 Mariah Adams	G	34:12	5-9	0-1	4-4	1	6	7	4	1	14	7	1	4	0	14								
25 Kaylen Nelson		03:43	0-0	0-0	0-0	0	0	0	1	0	0	0	0	0	0	0	0							
4 Aziah Hudson		27:04	3-6	2-4	0-1	0	0	0	0	1	8	0	0	0	0	0	8							
44 Amiyah Moreland		03:27	0-0	0-0	0-0	0	0	0	0	0	3	0	0	0	0	0	0							
Team						0	1	1	0	0	1	0	1	0	0	0								
Totals			23-58	7-16	6-10	14	21	35	24	16	59	12	13	10	3	3	14							

Technical Fouls: NONE
Dead Ball Rebounds: 2,0

Old Dominion - 67

Record: 3-2

NO. Name	Min	FG			3P			FT			Rebounds			Fouls			TP	AS	TO	ST	Blocks			+/-
		M	A	M/A	M	A	M/A	O	DR	TOT	PF	FD	OR	DR	TOT	BS					BA	BL		
12 Brianna Jackson	F	22:29	3-6	0-0	1-1	1	4	5	4	2	7	1	1	2	1	0	23							
23 Amari Young	F	29:24	4-8	0-0	2-4	2	3	5	3	8	10	0	1	0	0	0	2							
2 Iggy Allen	G	17:53	6-8	3-4	0-0	1	3	4	0	15	0	1	0	0	0	23								
11 Kaye Clark	G	33:36	3-5	1-2	0-0	2	1	3	1	7	3	0	1	1	0	0	16							
14 Ajah Wayne	G	35:47	5-15	0-1	2-3	7	2	9	0	3	12	4	2	1	1	13	12							
11 Mariah Adams		29:07	5-8	2-2	2-2	1	4	5	3	0	14	6	2	2	0	0	16							
44 Amiyah Moreland		03:01	0-2	0-0	0-0	0	0	0	0	0	0	2	0	0	0	-3								
4 Aziah Hudson		17:27	0-6	0-5	0-0	1	0	1	0	0	0	2	0	0	0	-6								
25 Kaylen Nelson		07:17	1-1	0-0	0-0	1	1	2	0	0	2	0	0	0	0	0	1							
0 Joy Campbell		01:12	0-2	0-0	0-0	1	1	2	0	1	0	0	0	0	0	1	2							
5 Ashanti Barnes-Williams		02:47	0-1	0-0	0-0	0	0	0	0	0	0	0	0	0	0	-1								
Team						1	3	4	0	0	0	0	0	0	0	0								
Totals			27-62	6-14	7-10	18	22	40	15	15	67	16	9	6	3	5	17							

Technical Fouls: NONE
Dead Ball Rebounds: 1,0

Texas Tech - 45

Record: 5-1

NO. Name	Min	FG			3P			FT			Rebounds			Fouls			TP	AS	TO	ST	Blocks			+/-
		M	A	M/A	M	A	M/A	O	DR	TOT	PF	FD	OR	DR	TOT	BS					BA	BL		
10 Bryn Gerlich	F	29:06	3-7	0-2	0-0	1	3	4	2	6	2	7	0	0	0	0	-5							
24 Taylah Thomas	F	35:09	1-5	0-0	3-4	1	8	9	5	6	5	0	3	0	0	0	-12							
1 Ella Tolaeono	C	27:51	2-3	0-0	0-3	2	4	6	1	2	4	1	2	2	1	0	1							
4 Lexy Hightower	G	33:01	4-8	1-3	4-5	0	2	2	3	7	13	0	3	1	0	-12								
5 Rhyley McKinney	G	34:36	3-6	0-2	0-0	0	0	0	0	0	6	1	1	0	1	0	-19							
23 Khadija Faye		17:18	0-3	0-0	5-8	1	3	4	3	4	5	0	1	0	2	1	-2							
33 Chantae Embry		13:53	2-4	0-2	2-2	0	2	2	0	2	6	0	0	0	0	0	-12							
11 Saga Ukkonen		09:06	0-3	0-1	0-0	0	0	0	1	1	0	0	0	0	0	-4								
Team						3	1	4	0	0	1	0	1	0	0	0								
Totals			15-39	1-10	14-22	8	23	31	18	24	45	4	17	6	3	3	19							

Technical Fouls: Bench 2nd 2:39, Thomas 2nd 0:09
Dead Ball Rebounds: 3,0

Biggest lead	SJU		Points from Turnovers	SJU		Period by Period Scoring
	0 (1 st 10:00)	17 (4 th 0:17)		11	17	
Best Scoring Run	5 (2 nd 7:47)	10 (4 th 0:17)	24	34	SJU 4 16 21 9 50	
Lead Changes	0	0	11	14	ODU 13 13 16 25 67	
Times Tied	2	0	0	2		
Time with Lead	00:00	36:39	27	16		

Biggest lead	ODU		Points from Turnovers	TTU		Period by Period Scoring
	27 (3 rd 8:31)	0 (1 st 10:00)		15	11	
Best Scoring Run	19 (3 rd 9:49)	12 (3 rd 2:06)	20	24	ODU 15 22 12 10 59	
Lead Changes	0	0	10	6		
Times Tied	0	0	7	0	TTU 10 4 19 12 45	
Time with Lead	38:44	00:00	22	11		

GAME SEVEN



Official Basketball Box Score - Final
Stetson at Old Dominion
11/28/21 Leonard E. Merrell Center, Katy
2021-22 Women's Basketball

Game Time: 11:00 AM
Game Duration: 1:51

Officials: Brian Garland, Symbri Tuttle, Jaclyn Watson

Stetson - 51

Record: 4-3

NO. Name	Min	FG			3P			FT			Rebounds			Fouls			TP	AS	TO	ST	Blocks			+/-
----------	-----	----	--	--	----	--	--	----	--	--	----------	--	--	-------	--	--	----	----	----	----	--------	--	--	-----

Old Dominion Women's Basketball 2021-22 Game Notes

BOX SCORES

GAME NINE



Official Basketball Box Score - Final
Bowie St. at Old Dominion
12/08/21 Charlayne Arena, Norfolk, Va.
2021-22 Women's Basketball

Game Time: 6:30 PM
Game Duration: 1:42
Attendance: 1,391

Officials: Natasha Camy, Kristie Wilkins-Day, Katie Wood

Bowie St. - 29

Record: 2-4

NO. Name	Min	FG			FT			Rebounds		Fouls		TP	AS	TO	ST	Blocks		+/-
		M/A	3P/A	M/A	OR	DR	OR	DR	PF	FF	BS					BA		
15 Talayna Hutton	F	26:41	3-15	0-2	0-0	3	5	8	1	0	6	1	3	3	0	3	-26	
1 Seanice Lyons	G	09:41	0-1	0-0	0-0	0	0	0	2	0	0	0	0	1	0	-13		
2 Drew Calhoun	G	21:02	0-1	0-0	0-0	0	3	3	2	0	0	0	1	0	0	-29		
21 Robyn Howard	G	32:13	0-2	0-1	0-0	1	2	3	3	0	0	0	0	0	0	-27		
30 Katera Myers	G	13:57	0-1	0-1	0-2	1	2	3	0	0	0	0	1	0	0	-25		
3 Anii Harris	F	17:45	2-6	0-0	2-2	1	0	1	5	3	6	0	3	0	0	-21		
34 Amani Ball	F	22:36	3-4	2-3	0-0	1	2	3	4	1	8	0	3	0	0	-19		
4 Chyna Butler	F	21:23	1-4	0-0	0-0	2	2	4	1	1	2	2	8	2	0	-21		
24 Saniha Jackson	G	09:54	0-2	0-0	0-4	0	3	3	3	0	1	2	0	0	0	-10		
20 Jewel Porter	G	12:41	1-3	0-1	0-2	0	2	2	1	2	2	0	2	0	0	-10		
5 Jazmyne Scott	G	10:00	1-1	0-0	3-8	0	3	2	4	5	0	1	0	0	0	-10		
32 Shanyse Alexander	G	02:07	0-1	0-0	0-0	0	0	0	0	0	0	0	0	0	0	-1		
Team			3	1	4						0		2					
Totals		11:41	2-9	5-18	12-25	37	24	14	29	4	30	5	3	4	-41			

Technical Fouls: NONE

Dead Ball Rebounds: 8, 0

Old Dominion - 70

Record: 7-2

NO. Name	Min	FG			FT			Rebounds		Fouls		TP	AS	TO	ST	Blocks		+/-
		M/A	3P/A	M/A	OR	DR	OR	DR	PF	FF	BS					BA		
23 Amari Young	F	15:10	5-6	0-0	1-2	3	2	5	4	1	0	0	2	0	0	0	27	
1 Mariah Adams	G	17:56	1-3	0-2	0-0	1	1	3	1	4	4	2	0	0	0	0	30	
2 Iggy Allen	G	16:42	1-10	0-4	0-1	1	4	5	0	3	2	2	2	1	0	0	29	
11 Kaye Clark	G	13:24	1-3	0-1	0-0	1	1	2	2	1	2	1	3	3	0	0	28	
14 Ajah Wayne	G	16:16	3-4	3-3	2-2	0	1	1	3	2	11	2	2	2	0	0	32	
4 Aziah Hudson	G	12:08	3-6	2-5	0-0	0	1	1	0	0	8	0	1	2	0	0	10	
0 Joy Campbell	G	20:00	2-6	0-2	2-5	0	2	2	0	3	6	0	1	1	0	0	9	
3 Taleah Washington	F	17:19	2-6	2-5	0-0	0	0	0	1	6	5	0	0	0	1	0	9	
12 Brianna Jackson	F	13:36	3-5	0-0	1-3	2	1	3	2	4	7	1	0	0	0	3	13	
44 Amiyah Moreland	F	10:40	0-1	0-0	1-2	0	4	4	2	2	1	0	0	2	0	0	10	
25 Kaylen Nelson	F	16:38	1-5	0-0	2-2	1	1	2	0	2	4	0	3	1	0	0	8	
5 Ashanti Barnes-Williams	F	17:17	3-6	0-0	0-0	2	1	3	2	0	6	0	1	0	1	0	8	
24 Eden Sample	F	12:54	1-3	0-1	0-2	1	1	2	1	1	2	1	0	1	0	0	2	
Team			5	5	10						0		1					
Totals		26:64	7-23	11-21	18-23	41	15	24	17	14	14	15	4	3	41			

Technical Fouls: Wayne 3rd 7th 4th

Dead Ball Rebounds: 5, 0

BSU	ODU	Points from Turnovers	BSU	ODU	Period by Period Scoring				
					1st	2nd	3rd	4th	TOT
Biggest lead	0 (1 st 10:00)	41 (3 rd 1:55)	7	35					
Best Scoring Run	6 (2 nd 1:32)	21 (3 rd 4:26)	14	32					
Lead Changes	0	2	6	21					
Times Tied	0	5	11						
Time with Lead	00:00	39:45	23	40					

GAME ELEVEN



Official Basketball Box Score - Final
Old Dominion at Appalachian St.
12/18/21 Holmes Convocation Center, Boone, NC
2021-22 Women's Basketball

Game Time: 2:00 PM
Game Duration: 1:43
Attendance: 204

Officials: Natasha Harris, Joyi Candler, LaSonia Baker

Old Dominion - 85

Record: 9-2

NO. Name	Min	FG			FT			Rebounds		Fouls		TP	AS	TO	ST	Blocks		+/-
		M/A	3P/A	M/A	OR	DR	OR	DR	PF	FF	BS					BA		
23 Amari Young	F	17:49	2-4	0-0	1-2	0	2	2	1	1	5	3	0	2	1	14		
2 Iggy Allen	G	23:13	10-15	3-4	0-0	0	8	8	2	0	23	2	1	1	0	30		
3 Taleah Washington	G	24:47	2-7	1-4	1-1	0	1	1	2	1	9	0	3	1	0	20		
11 Kaye Clark	G	23:46	3-3	1-1	0-0	0	3	3	1	1	7	3	1	2	0	23		
14 Ajah Wayne	G	25:42	7-12	3-4	4-4	2	2	0	2	21	2	1	3	0	0	29		
4 Aziah Hudson	G	21:44	2-4	0-0	1-1	0	3	3	1	1	5	3	0	2	0	16		
12 Brianna Jackson	F	18:03	5-7	0-0	0-0	2	6	8	2	0	10	2	1	2	0	24		
0 Joy Campbell	F	18:07	2-4	0-0	0-0	0	3	3	1	2	4	2	5	0	0	16		
25 Kaylen Nelson	F	14:53	1-5	0-0	0-0	1	0	1	1	0	2	1	0	0	0	12		
44 Amiyah Moreland	F	07:03	0-1	0-0	0-0	1	1	2	4	1	0	0	0	0	0	-3		
24 Eden Sample	F	04:53	1-2	0-1	0-0	0	0	0	0	0	2	1	0	0	0	-1		
Team			2	1	3						0		0					
Totals		35:64	8-14	7-8	8	28	36	15	9	85	17	13	15	5	3	36		

Technical Fouls: NONE

Dead Ball Rebounds: 0, 0

APP	ODU	Points from Turnovers	BSU	APP	Period by Period Scoring				
					1st	2nd	3rd	4th	TOT
Biggest lead	40 (4 th 5:47)	0 (1 st 10:00)	30	8					
Best Scoring Run	12 (1 st 6:38)	10 (4 th 2:52)	38	28					
Lead Changes	0	2	6	12					
Times Tied	0	5	17	7					
Time with Lead	39:44	00:00	23	25					

Technical Fouls: NONE

Dead Ball Rebounds: 2, 0

BSU	APP	Points from Turnovers	BSU	APP	Period by Period Scoring				
					1st	2nd	3rd	4th	TOT
Biggest lead	40 (4 th 9:31)	7 (2 nd 5:47)	23	19					
Best Scoring Run	10 (3 rd 8:19)	10 (1 st 3:08)	46	46					
Lead Changes	4	2	22	14					
Times Tied	5	8	9						
Time with Lead	19:39	16:15	23	21					

Technical Fouls: NONE

Dead Ball Rebounds: 3, 0

GAME TEN



Official Basketball Box Score - Final
Norfolk St. at Old Dominion
12/12/21 Charlayne Arena, Norfolk, Va.
2021-22 Women's Basketball

Game Time: 2:00 PM
Game Duration: 1:54
Attendance: 1,304

Officials: Deanna Jackson, Courtney Robinson, Cori Chambers

Norfolk St. - 47

Record: 3-6

NO. Name	Min	FG			FT			Rebounds		Fouls		TP	AS	TO	ST	Blocks		+/-
		M/A	3P/A	M/A	OR	DR	OR	DR	PF	FF	BS					BA		
10 Mahogany Williams	F	22:46	7-16	0-1	1-2	2	3	5	4	4	15	0	7	0	1	3	-4	
12 Majeke Diawara	F	18:58	0-4	0-1	0-0	2	2	4	1	1	0	1	2	2	0	0	-10	
1 Deja Francis	G	21:13	1-4	0-1	2-4	0	1	1	3	3	4	1	4	1	0	0	-19	
2 Niya Fields	G	28:26	0-4	0-2	0-2	0	0	0	4	2	0	2	4	3	0	0	-19	
5 Camille Downs	G	27:40	4-12	1-4	1-2	1	0	1	3	3	10	2	9	6	0	0	-15	
24 Darajah Williams	G	25:43	2-5	0-0	0-2	2	4	6	1	1	5	0	0	0	0	0	-22	
20 Larri Snyder	G	11:30	1-2	0-0	2-2	0	1	1	3	1	4	0	0	0	0	0	-11	
11 Armani Franklin	F	23:29	1-5	0-0	2-3	5	2	7	4	3	4	1	2	5	0	0	-20	
4 Lacey Savage	G	04:55	0-0	0-0	0-0	0	0	0	0	2	0	0	1	0	0	0	-13	
0 Crystal White	G	10:05	2-4	1-2	0-0	0	0	0	1	0	5	2	1	0	0	0	-6	
21 Janay Turner	G	05:16	0-1	0-0	0-0	0	0	0	0	1	0	0	0	0	0	0	-6	
Team			4	2	6						0		0					
Totals		18:57	2-11	9-17	16	15	31	27	18	47	9							

Old Dominion Women's Basketball 2021-22 Game Notes

BOX SCORES

GAME SEVENTEEN



Official Basketball Box Score - Final
North Texas at Old Dominion
 01/22/22 Charlayne Arena, Norfolk, Va.
 2021-22 Women's Basketball

Game Time: 3:00 PM
 Game Duration: 2:10
 Attendance: 358

Officials: Jennifer Rezac, Stephanie Barksdale, Kaz Beverley

North Texas - 57

Record: 7-8 (1-4)

NO. Name	Min	FG			FT			Rebounds		Fouls		TP	AS	TO	ST	Blocks		+/-
		M-A	M-A	M-A	OR	DR	TOT	PF	FD	BS	BA							
21 Jaylen Mallard	32:07	7-12	0-0	2-4	3-0	3-4	4-3	16	1	2	1	1	1	1	1	1	1	-5
41 Madi Townley	29:04	0-1	0-0	0-0	2-2	4-4	5-2	0	1	2	1	1	0	1	0	1	-14	
0 Quincy Noble	23:09	2-12	0-4	2-4	1-3	4-4	5-2	6	1	3	1	1	0	0	0	0	-1	
4 Jazion Jackson	27:45	4-8	0-2	8-10	1-3	4-4	3-6	16	4	0	0	1	0	0	0	0	-9	
22 Aly Gamez	37:46	3-7	1-1	6-10	0-5	5-5	4-8	13	4	4	1	0	1	0	0	0	-5	
20 Amber Dixon	11:02	0-0	0-0	0-0	0-4	0-0	0-0	0	0	0	0	0	0	0	0	0	1	
33 Emma Villas-Gomis	16:03	2-5	2-4	0-2	0-0	0-0	0-1	6	1	1	1	0	1	0	0	0	-7	
1 Kendall McGruder	11:07	0-3	0-2	0-0	0-0	0-0	0-3	0	0	0	0	0	0	0	0	0	-5	
10 Trena Mims	09:28	0-1	0-0	0-0	0-0	0-0	0-0	0	0	0	0	0	0	2	0	0	0	
11 Chbe Callahan	02:29	0-1	0-1	0-0	1-2	3-3	0-0	0	0	1	1	0	0	0	0	0	-5	
Team																		
Totals		18-50	3-14	18-30	9-20	29-29	22-25	57	13	16	6	4	4	0	0	0	0	

Technical Fouls: NONE

Shooting By Period		
1 st FG%	3-10	30.0%
3PT%	1-2	50.0%
FT%	3-7	42.9%
2 nd FG%	4-12	33.3%
3PT%	2-4	50.0%
FT%	5-8	62.5%
3 rd FG%	6-15	40.0%
3PT%	0-5	0.0%
FT%	6-11	54.5%
4 th FG%	5-13	38.5%
3PT%	0-3	0.0%
FT%	4-4	100%
GM FG%	18-50	36.0%
3PT%	3-14	21.4%
FT%	18-30	60.0%

Dead Ball Rebounds: 9, 0

Old Dominion - 67

Record: 14-3 (4-1)

NO. Name	Min	FG			FT			Rebounds		Fouls		TP	AS	TO	ST	Blocks		+/-
		M-A	M-A	M-A	OR	DR	TOT	PF	FD	BS	BA							
12 Brianna Jackson	28:13	4-8	0-0	1-1	4-8	12-4	4-4	8	0	2	0	2	0	2	1	0	1	2
23 Amari Young	21:07	6-10	0-0	1-4	4-4	8-5	4-4	13	0	3	1	1	0	0	0	0	-1	
1 Mariah Adams	33:54	4-8	0-2	3-4	4-4	7-4	4-4	11	6	4	1	0	1	0	1	0	8	
2 Iggy Allen	25:46	5-16	0-6	3-4	2-4	6-4	4-3	13	0	1	0	0	0	0	0	0	12	
14 Ajah Wayne	25:31	3-9	0-0	2-4	4-4	8-3	3-3	8	3	2	3	1	0	0	0	0	13	
4 Aziah Hudson	21:40	1-7	1-6	1-2	1-0	1-1	1-4	0	1	1	0	0	0	0	0	0	1	
11 Kaye Clark	08:59	0-2	0-1	0-0	0-0	0-0	0-0	0	0	0	0	0	0	0	0	0	0	
44 Amthya Moreland	07:51	1-2	0-0	1-2	4-0	4-0	0-1	3	1	1	0	0	0	0	0	0	-2	
0 Joy Campbell	18:45	1-3	1-2	2-2	0-0	1-1	1-5	2	0	0	0	0	0	0	0	0	9	
25 Kaylen Nelson	08:14	0-0	0-0	2-2	1-0	1-0	1-2	0	0	1	1	0	0	0	0	0	-5	
Team																		
Totals		25-65	2-17	15-25	24-26	50-26	22-22	67	13	17	7	4	4	0	0	0	0	

Technical Fouls: Coach 3/0/0/4/3

Shooting By Period		
1 st FG%	5-22	22.7%
3PT%	0-6	0.0%
FT%	1-2	50%
2 nd FG%	9-17	52.9%
3PT%	2-4	50.0%
FT%	0-0	0%
3 rd FG%	6-16	37.5%
3PT%	0-5	0.0%
FT%	6-11	54.5%
4 th FG%	5-10	50.0%
3PT%	0-2	0.0%
FT%	8-12	66.7%
GM FG%	25-65	38.5%
3PT%	2-17	11.8%
FT%	15-25	60.0%

Dead Ball Rebounds: 6, 0

Biggest lead	UNT		Points from Turnovers	UNT	ODU	Period by Period Scoring					
	2 (1 st 9:23)	12 (4 th 0:13)				1st	2nd	3rd	4th	TOT	
Best Scoring Run	7 (3 rd 1:16)		8 (2 nd 5:40)		26	34	11	15	18	14	57
Lead Changes	3		4		19						
Times Tied	4		11		7						
Time with Lead	00:25	34:47	6		14	11	20	18	18	67	

GAME EIGHTEEN



Official Basketball Box Score - Final
Charlotte at Old Dominion
 01/26/22 Charlayne Arena, Norfolk, Va.
 2021-22 Women's Basketball

Game Time: 6:30 PM
 Game Duration: 1:57
 Attendance: 1,629

Officials: Brian Garland, Kyle Galway, Kristen Bell

Charlotte - 64

Record: 9-6 (5-0)

NO. Name	Min	FG			FT			Rebounds		Fouls		TP	AS	TO	ST	Blocks		+/-
		M-A	M-A	M-A	OR	DR	TOT	PF	FD	BS	BA							
24 Molina Williams	28:02	2-5	1-2	1-2	1-1	2-3	3-3	6	0	2	0	2	0	0	0	0	0	2
40 KeKe McKinney	35:58	5-8	0-1	0-0	1-1	10-11	3-2	10	0	1	1	1	1	1	1	1	1	
12 Mikayla Boykin	32:38	5-10	3-5	2-2	1-7	8-8	1-1	15	1	3	1	1	2	0	0	0	-6	
13 Octavia Jett-Wilson	37:46	8-17	2-5	4-6	4-1	5-4	5-22	1	4	0	0	0	0	0	0	0	6	
15 Jada McMillian	33:59	3-6	0-2	1-7	1-3	4-3	6-7	8	5	1	0	1	5	0	0	0	5	
20 Jacee Busick	15:59	1-2	0-0	2-3	1-2	3-3	0-2	4	0	1	0	0	0	0	0	0	3	
23 Kameron Roach	10:15	0-3	0-1	0-0	1-3	4-2	0-0	0	0	0	0	0	0	0	0	0	1	
Team																		
Totals		24-53	6-16	10-20	11	27	38	16	19	64	10	18	3	8	3	3	3	

Technical Fouls: NONE

Shooting By Period		
1 st FG%	6-14	42.9%
3PT%	4-6	66.7%
FT%	0-0	0%
2 nd FG%	6-13	46.2%
3PT%	1-3	33.3%
FT%	3-7	42.9%
3 rd FG%	8-16	50.0%
3PT%	0-3	0.0%
FT%	2-3	66.7%
4 th FG%	4-10	40.0%
3PT%	1-4	25.0%
FT%	5-10	50%
GM FG%	24-53	45.3%
3PT%	6-16	37.5%
FT%	10-20	50.0%

Dead Ball Rebounds: 5, 0

Old Dominion - 61

Record: 14-4 (2-2)

NO. Name	Min	FG			FT			Rebounds		Fouls		TP	AS	TO	ST	Blocks		+/-
		M-A	M-A	M-A	OR	DR	TOT	PF	FD	BS	BA							
12 Brianna Jackson	22:23	5-9	0-0	1-2	2-3	5-4	4-4	11	0	0	3	1	1	2	0	0	0	2
23 Amari Young	33:34	3-6	0-0	3-4	6-6	12-2	3-3	9	2	2	2	0	0	0	0	0	1	
1 Mariah Adams	32:41	4-10	2-5	1-2	0-3	3-4	1-11	5	2	2	2	0	0	0	0	0	1	
2 Iggy Allen	34:19	6-24	0-4	2-3	2-4	6-4	3-14	1	2	2	0	0	0	0	0	0	-9	
14 Ajah Wayne	34:30	2-8	0-3	4-6	1-2	3-3	3-3	8	4	1	0	2	0	0	0	0	2	
0 Joy Campbell	07:19	0-1	0-0	0-0	0-0	0-0	0-0	0	0	0	0	0	0	0	0	0	-4	
44 Amthya Moreland	08:34	1-2	0-0	1-2	1-3	4-0	2-3	0	0	0	0	0	0	0	0	0	0	
11 Kaye Clark	20:15	2-4	1-1	0-0	1-2	3-1	0-5	2	0	0	0	0	0	0	0	0	2	
4 Aziah Hudson	08:25	0-0	0-0	0-0	0-0	0-0	0-0	0	0	0	0	0	0	0	0	0	0	
Team																		
Totals		23-64	3-13	12-19	16	23	39	19	16	61	10	13	12	3	8	3	3	

Technical Fouls: NONE

Shooting By Period		
1 st FG%	5-17	29.4%
3PT%	0-2	0.0%
FT%	1-3	33.3%
2 nd FG%	8-17	47.1%
3PT%	2-5	40.0%
FT%	2-2	100%
3 rd FG%	5-17	29.4%
3PT%	0-4	0.0%
FT%	1-2	50%
4 th FG%	5-13	38.5%
3PT%	0-3	0.0%
FT%	8-12	66.7%
GM FG%	23-64	35.9%
3PT%	3-13	23.1%
FT%	12-19	63.2%

Dead Ball Rebounds: 5, 0

Biggest lead	CLT		Points from Turnovers	ODU	MAR	Period by Period Scoring			
	11 (4 th 8:09)	3 (3 rd 9:							

Old Dominion Women's Basketball 2021-22 Game Notes

BOX SCORES

GAME TWENTY-ONE



Official Basketball Box Score - Final
Old Dominion at WKU
02/05/22 E.A. Diddle Arena, Bowling Green, Ky.
2021-22 Women's Basketball

Game Time: 2:00 PM
Game Duration: 2:09
Attendance: 1,156

Officials: Angelica Sufren, Brian Hall, Troy Miles

Old Dominion - 57

Record: 16-5 (9-3)

NO. Name	Min	FG		3P		FT		Rebounds		Fouls		TP	AS	TO	ST	Blocks		+/-
		M-A	M-A	M-A	M-A	OR	DR	FF	FD	OR	DR					BS	BA	
12 Brianna Jackson	F 08:34	1-2	0-0	0-0	1-2	3-3	2-2	0	0	0	0	1	0	1	0	0	0	2
23 Amari Young	F 28:19	3-5	0-0	0-1	2-1	3-3	1-1	6	1	1	0	1	0	1	0	0	0	-10
1 Mariah Adams	G 31:59	2-8	0-0	0-0	1-1	2-2	2-1	4	5	3	2	0	0	0	0	0	0	-9
2 Iggy Allen	G 37:52	8-18	4-12	2-2	3-5	8-4	2-22	1	3	2	1	3	2	1	0	0	0	-14
14 Ajah Wayne	G 31:46	4-12	0-2	1-4	2-3	5-1	3-9	3	1	1	1	1	1	1	1	0	0	-22
11 Kaye Clark	23:21	2-7	1-4	0-0	2-1	3-2	0-5	1	0	1	0	1	1	1	0	0	0	-5
0 Joy Campbell	06:24	0-3	0-1	0-0	0-0	0-0	1-0	0	0	0	0	0	0	0	0	0	0	-3
4 Aziah Hudson	22:18	2-7	1-5	1-2	1-1	2-3	1-6	1	3	0	0	0	0	0	0	0	0	-14
44 Amiyha Moreland	05:03	0-1	0-0	1-2	2-0	2-1	1-1	0	0	0	0	0	0	0	0	0	0	-1
5 Ashanti Barnes-Williams	01:28	0-0	0-0	0-0	0-0	0-0	0-0	0	0	0	0	0	0	0	0	0	0	2
24 Eden Sample	01:28	1-1	0-0	0-0	1-0	1-0	0-0	2	0	1	0	0	0	0	0	0	0	2
35 Alex Rouse	01:28	0-0	0-0	0-0	0-0	0-0	0-0	0	0	0	0	0	0	0	0	0	0	2
Team								1	2									
Totals		23-64	6-26	5-11	16	15	31	20	11	57	13	12	7	6	1	1	14	

Technical Fouls: NONE

Shooting By Period		
1 st FG%	5-15	33.3%
3PT%	1-5	20.0%
FT%	0-0	0%
2 nd FG%	5-17	29.4%
3PT%	1-8	12.5%
FT%	0-2	0%
3 rd FG%	8-17	47.1%
3PT%	3-6	50.0%
FT%	3-4	75%
4 th FG%	5-15	33.3%
3PT%	1-7	14.3%
FT%	2-5	40%
GM FG%	23-64	35.9%
3PT%	6-26	23.1%
FT%	5-11	45.5%

Dead Ball Rebounds: 2.0

GAME TWENTY-TWO



Official Basketball Box Score - Final
FIU at Old Dominion
02/07/22 Charlayne Arena, Norfolk, Va.
2021-22 Women's Basketball

Game Time: 6:30 PM
Game Duration: 2:01
Attendance: 1,615

Officials: Scott Yarborough, Nyketha Thompson, Priscilla Herring

FIU - 61

Record: 11-10 (3-7)

NO. Name	Min	FG		3P		FT		Rebounds		Fouls		TP	AS	TO	ST	Blocks		+/-	
		M-A	M-A	M-A	M-A	OR	DR	FF	FD	OR	DR					BS	BA		
44 Maria Torres	F 15:49	1-2	0-0	0-0	0-1	1-4	2-2	0	4	1	0	0	0	0	0	0	0	0	-1
0 Zaida Gonzalez	G 13:09	1-2	0-0	0-0	1-0	1-0	0-0	2	0	1	1	0	0	0	0	0	0	-20	
3 Tanajah Hayes	G 26:18	2-7	0-0	0-0	3-4	1-2	3-4	4	7	0	6	0	0	0	0	0	0	-10	
15 Kyla Nelson	G 35:55	3-9	1-5	2-2	1-6	7-3	3-3	9	1	6	5	0	1	0	0	0	0	-18	
32 Aniel Colon	G 23:22	6-13	1-4	0-0	2-4	6-3	0-0	13	0	1	1	0	1	0	0	0	0	-10	
15 Grace Hunter	G 23:22	6-13	1-2	4-6	2-2	4-5	5-16	5	1	1	1	1	1	1	1	1	1	-4	
12 Emerald Ekplitta	27:54	2-6	0-0	0-0	6-7	2-1	3-16	10	1	0	2	0	1	0	0	0	0	-8	
1 Raquel Ferrer-Bernad	08:11	0-0	0-0	0-0	1-2	0-0	0-0	1	0	0	0	0	0	0	0	0	0	0	
21 Hope Butera	06:34	0-1	0-0	2-2	2-2	4-1	1-1	2	0	2	0	0	0	0	0	0	0	1	
23 Alma Danielsson	01:50	0-1	0-0	0-0	0-0	0-0	0-0	0	0	0	0	0	0	0	0	0	0	-2	
2 Olivia Trice	17:36	0-0	0-0	0-0	0-1	1-1	0-0	0	0	0	0	0	0	0	0	0	0	0	
Team								1	5	6									
Totals		20-55	3-12	18-23	12	24	36	22	22	61	7	23	11	1	8	12			

Technical Fouls: NONE

Shooting By Period		
1 st FG%	3-14	21.4%
3PT%	1-4	25.0%
FT%	6-8	75%
2 nd FG%	3-14	21.4%
3PT%	0-3	0.0%
FT%	2-4	50%
3 rd FG%	6-12	50.0%
3PT%	0-1	0.0%
FT%	9-9	88.9%
4 th FG%	8-15	53.3%
3PT%	2-4	50.0%
FT%	2-2	100%
GM FG%	20-55	36.4%
3PT%	3-12	25.0%
FT%	18-23	78.3%

Dead Ball Rebounds: 3.0

WKU - 71

Record: 15-7 (9-3)

NO. Name	Min	FG		3P		FT		Rebounds		Fouls		TP	AS	TO	ST	Blocks		+/-
		M-A	M-A	M-A	M-A	OR	DR	FF	FD	OR	DR					BS	BA	
11 Jaylin Foster	F 24:41	4-9	2-3	3-4	3-3	6-3	3-13	0	1	1	0	2	13	0	0	0	0	2
3 Alexis Mead	G 31:07	3-7	1-2	8-10	3-5	8-1	1-5	15	4	2	2	0	0	0	0	0	0	10
4 Meral Abdelgawad	G 34:15	4-12	1-5	4-6	1-1	2-4	4-13	5	1	0	0	0	0	0	0	0	0	10
5 Mya Meredith	G 23:00	3-10	1-4	4-8	3-4	7-1	1-5	11	2	0	0	0	0	0	0	0	0	7
20 Macey Blevins	G 22:11	0-4	0-2	0-0	3-4	7-3	0-0	0	0	1	0	1	1	2	0	0	0	0
1 Hope Sivori	22:20	4-7	3-5	0-0	1-3	4-0	1-11	2	4	2	0	0	0	0	0	0	0	16
42 Gabby McBride	15:56	0-1	0-0	0-0	4-4	8-2	1-1	0	0	0	0	0	0	0	0	0	0	1
24 Jenna Walker	07:39	0-1	0-0	2-2	0-0	0-0	1-2	0	0	0	0	0	0	0	0	0	0	0
14 Teresa Faustino	05:45	1-2	0-0	0-0	0-1	1-0	0-2	0	0	0	0	0	0	0	0	0	0	4
30 Selma Kulo	11:22	2-3	0-0	0-0	2-2	1-0	4-0	1	0	0	0	0	0	0	0	0	0	11
21 Tori Hunter	00:52	0-0	0-0	0-0	0-0	0-0	0-0	0	0	0	0	0	0	0	0	0	0	-2
25 Jordan Smith	00:52	0-0	0-0	0-0	0-0	0-0	0-0	0	0	0	0	0	0	0	0	0	0	2
Team								5	2	7								
Totals		21-56	8-22	21-30	23	29	52	11	20	71	13	17	6	1	6	14		

Technical Fouls: NONE

Shooting By Period		
1 st FG%	9-16	56.3%
3PT%	4-10	40.0%
FT%	5-6	83.3%
2 nd FG%	6-16	37.5%
3PT%	1-4	25.0%
FT%	3-4	75%
3 rd FG%	1-6	6.3%
3PT%	0-5	0.0%
FT%	4-8	50%
4 th FG%	5-8	62.5%
3PT%	3-3	100.0%
FT%	9-12	75%
GM FG%	21-56	37.5%
3PT%	8-22	36.4%
FT%	21-30	70.0%

Dead Ball Rebounds: 6.0

	ODU		WKU		Points from		Turnovers		Period by Period Scoring	
	1st	2nd	3rd	4th	1st	2nd	3rd	4th	TOT	
Biggest lead	0 (1 st 10:00)	26 (2 nd 3:12)								
Best Scoring Run	17 (3 rd 4:35)	10 (1 st 8:20)								
Lead Changes	0									
Times Tied	0									
Time with Lead	00:00	39:17								

Old Dominion - 73

Record: 17-5 (7-3)

NO. Name	Min	FG		3P		FT		Rebounds		Fouls		TP	AS	TO	ST	Blocks		+/-
		M-A	M-A	M-A	M-A	OR	DR	FF	FD	OR	DR					BS	BA	
12 Brianna Jackson	F 22:32	3-4	0-0	2-2	2-2	4-4	4-4	8	1	3	1	1	0	0	0	0	0	8
23 Amari Young	F 27:11	7-13	0-0	1-2	2-7	9-4	2-15	2	0	2	0	0	0	0	0	0	0	4
1 Mariah Adams	G 32:22	2-5	0-1	2-2	0-2	2-4	3-6	2	7	3	1	0	0	0	0	0	0	0
2 Iggy Allen	G 29:28	5-11	2-4	2-2	3-2	5-3	1-14	3	3	1	1	0	0	0	0	0	0	14
14 Ajah Wayne	G 27:57	6-15	1-2	2-4	3-3	6-2	8-15	2	2	0	2	0	0	0	0	0	0	3
44 Amiyha Moreland	12:00	1-3	0-0	2-4	3-3	6-4	2-4	0	2	0	0	0	0					