

JASON HENDERSON

SANTANA SAUNDERS



2024

# FOOTBALL





# 2024 Media Information

## ODU QUICK FACTS

Location: .....Norfolk, VA 23529  
 Nickname: ..... Monarchs  
 Founded: ..... 1930 (as the Norfolk Division  
 ..... of the College of William & Mary)  
 Enrollment: .....23,228  
 School Colors: .....Slate Blue (PMS 540), Silver (PMS 877), &  
 ..... Light Blue (PMS 283)  
 Stadium Name: .....S.B. Ballard Stadium  
 Capacity: .....21,944  
 Surface: .....Astroturf GameDay Grass 3D  
 Affiliation: ..... NCAA Division I Bowl Subdivision (FBS)  
 Conference: .....Sun Belt  
 Athletic Ticket Office: .....757-683-4444  
 Press Box Phone: .....757-683-3842  
 Returning Starters..... 11  
     Offense.....5  
     Defense.....4  
     Special Teams.....2  
 Letterwinners Returning.....26  
 Letterwinners Lost.....22

## ADMINISTRATION

President: .....Dr. Brian O. Hemphill  
 Alma Mater: ..... Saint Augustine's  
 Athletic Director: ..... Dr. Camden Wood Selig  
 Alma Mater: ..... Washington & Lee  
 Faculty Athletic Rep:..... Stacie Raymer  
 Senior Associate AD /Football: ..... Bruce Stewart

## SOCIAL MEDIA

ODU Athletics Website: ..... www.ODUSports.com  
 Facebook: ..... Old Dominion Athletics/ODU Football  
 Twitter: .....@ODUSports/@ODUfootball  
 YouTube: ..... www.YouTube.com/ODUSports

## FOOTBALL COACHING STAFF

Head Coach: ..... Ricky Rahne (Cornell '02)  
 Record at ODU: ..... Fourth Season/Fifth Overall  
 Overall Record: ..... 15-23  
 Defensive Coord./Inside Linebackers: ..... Blake Seiler (Kansas State '07)  
 Offensive Coordinator/Quarterbacks: .....Kevin Decker (New Hampshire '11)  
 Special Teams Coord./Outside Linebackers: ..... Kevin Smith (Urbana '14)  
 Offensive Line: .....Alex Huettel (Bowling Green '15)  
 Wide Receivers: ..... Kody Cook (Kansas State '16)  
 Tight Ends : ..... David Weeks (Seminole State College '18)  
 Running Backs: ..... Tony Lucas (Columbia '03)  
 Defensive Line: ..... Victor Irokansi (Oklahoma State '16)  
 Cornerbacks: .....Tarron Williams (Gardner-Webb '09)  
 Safeties: .....Remington Rebstock (Kansas State '11)

## SUPPORT STAFF

Director of Football Operations: ..... Tristin Iannone  
 Assistant Director of Football Operations: ..... Zack DeThomasis  
 Director of Sports Performance: ..... Chad Snodgrass  
 Assistant Director of Sports Performance: ..... Ben Smeriglio  
 Assistant Director of Sports Performance: .....Aaron Rittgers  
 Assistant Director of Sports Performance: .....Jonathan Pierre  
 Assistant Athletic Director for Equipment Operations: ..... Joshua Marlow  
 Assistant Equipment Manager: ..... TBA  
 Video Coordinator:..... Wendell Mitchem  
 Head Athletic Trainer – Football ..... Justin Walker  
 Assistant Athletic Trainer ..... Angela Moening  
 Assistant Athletic Trainer ..... Alexis Porterfield  
 Academic Advisor ..... Sarah Walker  
 Sideline Communications Tech ..... Rodney Harmon  
 Sideline Communications Tech ..... Guy Williams

## ATHLETIC COMMUNICATIONS

Assistant AD for Communications (FB Contact): .....Eric Bohannon  
 Email:..... ebohanno@odu.edu  
 Office/Cell:..... 757-683-3374/757-375-0244  
 ODU Athletic Communications Office:.....757-683-3372  
 ODU Communications Address: ..... Jim Jarrett Athletic Admin. Bldg.  
 .....Norfolk, VA 23529

## 2024 ODU Schedule

Date	Opponent	Location	Time	TV	ODU Against Opp.
8/31	at South Carolina	Columbia, S.C.	4:15 p.m.	SEC Network	First Meeting
<b>9/7</b>	<b>East Carolina</b>	<b>Norfolk, Va.</b>	<b>6 p.m.</b>	<b>ESPN+</b>	<b>0-3</b>
<b>9/14</b>	<b>Virginia Tech</b>	<b>Norfolk, Va.</b>	<b>6 p.m.</b>	<b>ESPN+</b>	<b>2-3</b>
9/28	at Bowling Green	Bowling Green, Ohio	5 p.m.	TBA	First Meeting
<b>10/5</b>	at Coastal Carolina	Conway, S.C.	TBA	TBA	2-1
10/12	at Georgia State	Atlanta, Ga.	TBA	TBA	4-1
<b>10/19</b>	<b>Texas State</b>	<b>Norfolk, Va.</b>	<b>TBA</b>	<b>TBA</b>	<b>First Meeting</b>
<b>10/24</b>	<b>Georgia Southern</b>	<b>Norfolk, Va.</b>	<b>7 p.m.</b>	<b>ESPN2</b>	<b>1-3</b>
11/2	at App State	Boone, N.C.	TBA	TBA	1-3
<b>11/16</b>	<b>James Madison</b>	<b>Norfolk, Va.</b>	<b>TBA</b>	<b>TBA</b>	<b>2-2</b>
<b>11/23</b>	<b>Marshall</b>	<b>Norfolk, Va.</b>	<b>TBA</b>	<b>TBA</b>	<b>1-8</b>
11/30	at Arkansas State	Jonesboro, Ark.	TBA	TBA	1-0

## Credits

The Monarch Football Media Supplement is a publication of the Old Dominion University office of Athletic Public Relations. EDITORS: Eric Bohannon - Assistant Athletic Director for Communications, WRITTEN BY: Eric Bohannon - Assistant Athletic Director for Communications. LAYOUT AND DESIGN: Eric Bohannon, Chrisie Brown. COVER DESIGN: Chrisie Brown - Director of Creative Services. SPECIAL ASSISTANCE: Mike Hermann - Senior Associate Athletic Director/External Communications, Chrisie Brown - Assistant Athletic Director for Creative/Video Services, Jim Heath, Associate Athletic Communications Director, Pierce Yarberry - Assistant Director of Communications, Brock Gagliardi, Assistant Director of Communications, Grant Gardner, Matt Wurzbarger, Kendra Toman, Ted Alexander - ODU Director of Broadcasting, Tim Wentz, Rebecca Gaona. PHOTOGRAPHY: Keith Lucas, Rick Voight (RSVP Media), Brian Schneider, Bob Bradlee, Maddy Humphrey Photography, Steve Chinnis, Chuck LeClaire, John Toomey, Chuck Thomas, Buffalo Bills, Steve Roberts, Brendan Maloney, Bryan Gayoso, Buffalo Bills, Detroit Lions, Rick Wilson/ Jacksonville Jaguars, Seattle Seahawks, Miami Dolphins, BC Lions, Calagary Stampeders, Ottawa REDBLACKS, Tampa Bay Buccaneers, Los Angeles Chargers Dale MacMillan - Edmonton Eskimos, Washington Commanders, Philadelphia Eagles, Jacob Funk - Chicago Bears, Andrew Weber, Charles Winslow, Bobby McDuffie, Falecia Collier, The Virginian-Pilot, Joe Imel, Jorge Salgado, Jason Cooper, Jay Haeseker, Roger Steinman, Alex Hernandez, Jim Brown, Jon Lambert, Carolina Panthers, Indianapolis Colts PRINTING: Colley Avenue Copies and Graphics. Old Dominion University is an affirmative action/equal opportunity institution. This publication was printed without the support of tax dollars from the Commonwealth of Virginia.



# 2024 Media Information

**ODU QUICK FACTS**

Location: .....Norfolk, VA 23529  
 Nickname: ..... Monarchs  
 Founded: ..... 1930 (as the Norfolk Division of the College of William & Mary)  
 Enrollment: .....23,228  
 School Colors: .....Slate Blue (PMS 540), Silver (PMS 877), & Light Blue (PMS 283)  
 Stadium Name: .....S.B. Ballard Stadium  
 Capacity: .....21,944  
 Surface: .....Astroturf GameDay Grass 3D  
 Affiliation: ..... NCAA Division I Bowl Subdivision (FBS)  
 Conference: .....Sun Belt  
 Athletic Ticket Office: .....757-683-4444  
 Press Box Phone: .....757-683-3842  
 Returning Starters..... 11  
     Offense.....5  
     Defense.....4  
     Special Teams.....2  
 Letterwinners Returning..... 26  
 Letterwinners Lost ..... 22

**ADMINISTRATION**

President: .....Dr. Brian O. Hemphill  
 Alma Mater: ..... Saint Augustine's  
 Athletic Director: ..... Dr. Camden Wood Selig  
 Alma Mater: .....Washington & Lee  
 Faculty Athletic Rep:.....Stacie Raymer  
 Senior Associate AD /Football: ..... Bruce Stewart

**SOCIAL MEDIA**

ODU Athletics Website: ..... www.ODUSports.com  
 Facebook: ..... Old Dominion Athletics/ODU Football  
 Twitter: .....@ODUSports/@ODUFootball  
 YouTube: ..... www.YouTube.com/ODUSports

**FOOTBALL COACHING STAFF**

Head Coach: ..... Ricky Rahne (Cornell '02)  
 Record at ODU: ..... Fourth Season/Fifth Overall  
 Overall Record: ..... 15-23  
 Defensive Coord./Inside Linebackers: .....Blake Seiler (Kansas State '07)  
 Offensive Coordinator/Quarterbacks: .....Kevin Decker (New Hampshire '11)  
 Special Teams Coord./Outside Linebackers: ..... Kevin Smith (Urbana ('14)  
 Offensive Line: .....Alex Huettel (Bowling Green '15)  
 Wide Receivers: ..... Kody Cook (Kansas State '16)  
 Tight Ends : .....David Weeks (Seminole State College '18)  
 Running Backs: .....Tony Lucas (Columbia '03)  
 Defensive Line: ..... Victor Irokansi (Oklahoma State '16)  
 Cornerbacks: .....Tarron Williams (Gardner-Webb '09)  
 Safeties:.....Remington Rebstock (Kansas State '11)

**SUPPORT STAFF**

Director of Football Operations: ..... Tristin Iannone  
 Assistant Director of Football Operations: ..... Zack DeThomasis  
 Director of Sports Performance: .....Chad Snodgrass  
 Assistant Director of Sports Performance: ..... Ben Smeriglio  
 Assistant Director of Sports Performance: .....Aaron Rittgers  
 Assistant Director of Sports Performance: .....Daniel Shaver  
 Assistant Athletic Director for Equipment Operations: ..... Joshua Marlow  
 Assistant Equipment Manager:..... TBA  
 Video Coordinator:.....Wendell Mitchem  
 Head Athletic Trainer – Football ..... Justin Walker  
 Assistant Athletic Trainer .....Angela Moening  
 Assistant Athletic Trainer .....Alexis Porterfield  
 Academic Advisor .....Sarah Walker  
 Sideline Communications Tech..... Rodney Harmon  
 Sideline Communications Tech .....Guy Williams

**ATHLETIC COMMUNICATIONS**

Assistant AD for Communications (FB Contact): ..... Eric Bohannon  
 Email:..... ebohanno@odu.edu  
 Office/Cell:..... 757-683-3374/757-375-0244  
 ODU Athletic Communications Office:.....757-683-3372  
 ODU Communications Address: ..... Jim Jarrett Athletic Admin. Bldg.  
 .....Norfolk, VA 23529

**2024 ODU Schedule**

Date	Opponent	Location	Time	TV	ODU Against Opp.
8/31	at South Carolina	Columbia, S.C.	4:15 p.m.	SEC Network	First Meeting
<b>9/7</b>	<b>East Carolina</b>	<b>Norfolk, Va.</b>	<b>6 p.m.</b>	<b>ESPN+</b>	<b>0-3</b>
<b>9/14</b>	<b>Virginia Tech</b>	<b>Norfolk, Va.</b>	<b>6 p.m.</b>	<b>ESPN+</b>	<b>2-3</b>
9/28	at Bowling Green	Bowling Green, Ohio	5 p.m.	TBA	First Meeting
<b>10/5</b>	at Coastal Carolina	Conway, S.C.	TBA	TBA	2-1
10/12	at Georgia State	Atlanta, Ga.	TBA	TBA	4-1
<b>10/19</b>	<b>Texas State</b>	<b>Norfolk, Va.</b>	<b>TBA</b>	<b>TBA</b>	<b>First Meeting</b>
<b>10/24</b>	<b>Georgia Southern</b>	<b>Norfolk, Va.</b>	<b>7 p.m.</b>	<b>ESPN2</b>	<b>1-3</b>
11/2	at App State	Boone, N.C.	TBA	TBA	1-3
<b>11/16</b>	<b>James Madison</b>	<b>Norfolk, Va.</b>	<b>TBA</b>	<b>TBA</b>	<b>2-2</b>
<b>11/23</b>	<b>Marshall</b>	<b>Norfolk, Va.</b>	<b>TBA</b>	<b>TBA</b>	<b>1-8</b>
11/30	at Arkansas State	Jonesboro, Ark.	TBA	TBA	1-0

**Credits**

The Monarch Football Media Supplement is a publication of the Old Dominion University office of Athletic Public Relations. EDITORS: Eric Bohannon - Assistant Athletic Director for Communications, WRITTEN BY: Eric Bohannon - Assistant Athletic Director for Communications. LAYOUT AND DESIGN: Eric Bohannon, Chrissie Brown. COVER DESIGN: Chrissie Brown - Director of Creative Services. SPECIAL ASSISTANCE: Mike Hermann- Senior Associate Athletic Director/External Communications, Chrissie Brown - Assistant Athletic Director for Creative/Video Services, Jim Heath, Associate Athletic Communications Director, Pierce Yarberr - Assistant Director of Communications, Brock Gagliardi, Assistant Director of Communications, Grant Gardner, Matt Wurzburger, Kendra Toman, Ted Alexander - ODU Director of Broadcasting, Tim Wentz, Rebecca Gaona. PHOTOGRAPHY: Keith Lucas, Rick Voight (RSVP Media), Brian Schneider, Bob Bradley, Maddy Humphrey Photography, Steve Chinnis, Chuck LeClaire, John Toomey, Chuck Thomas, Buffalo Bills, Steve Roberts, Brendan Maloney, Bryan Gayoso, Buffalo Bills, Detroit Lions, Rick Wilson/ Jacksonville Jaguars, Seattle Seahawks, Miami Dolphins, BC Lions, Calgary Stampeders, Ottawa REDBLACKS, Tampa Bay Buccaneers, Los Angeles Chargers Dale MacMillan - Edmonton Eskimos, Washington Commanders, Philadelphia Eagles, Jacob Funk - Chicago Bears, Andrew Weber, Charles Winslow, Bobby McDuffie, Falecia Collier, The Virginian-Pilot, Joe Imel, Jorge Salgado, Jason Cooper, Jay Haesecker, Roger Steinman, Alex Hernandez, Jim Brown, Jon Lambert, Carolina Panthers, Indianapolis Colts PRINTING: Colley Avenue Copies and Graphics. Old Dominion University is an affirmative action/equal opportunity institution. This publication was printed without the support of tax dollars from the Commonwealth of Virginia.



# Media Information

The 2024 Old Dominion University Football Media Guide has been designed for use by local and national media and Monarch fans. Additional information including press releases, photos, and video footage is available by request to accredited media outlets. Any questions not covered in this publication can be directed to the Old Dominion University Athletics communication office.

## **CREENTIALS**

Credentials for Old Dominion University home games are issued to working media only and must be visible at all times for access to the press box. Requests should be made as soon as possible, to Eric Bohannon, Associate Director of Athletic Communications at Room 1102, Athletic Administration Building, Old Dominion University, Norfolk, VA 23529 or ebohanno@odu.edu. Season credentials will be granted to daily newspapers and television/radio stations that cover the Monarchs on a regular basis. Other media outlets will be granted credentials on a single-game, space available basis at the discretion of the Athletic Communications Office. Requests for single-game credentials should arrive no later than 48 hours prior to the day of the game.

Credentials will be mailed if time permits or can be picked up at the Sports Information Office in Room 1102 of the Athletic Administration Building, until 5:00 p.m. the day before the game. Otherwise, they will be left at the media will-call at S.B. Ballard Stadium located on Bluestone Ave.

## **PARKING**

Parking will be issued as credential requests are received. As space allows, media will be issued a tag for the Red Parking Garage located at the corner of 49th Street and Bluestone Ave. and the Yellow Parking garage on 43rd street behind right field of the baseball stadium. Overflow parking is located in the garages on 43rd and 45th street off of Hampton Blvd.

## **PRACTICE COVERAGE**

Select practices in fall camp will be open to the media with interview availability. Practices during the season are closed to the media.

## **WEEKLY PRESS CONFERENCE**

Head coach Ricky Rahne will host a weekly media conference each Monday before a Saturday game. The weekly press conference will be held on Monday's at noon in the press conference room at Kornblau Field at S.B. Ballard Stadium. Rahne's press conference will also be archived on ODUSports.com. Contact the ODU Athletic Communications Office about attending the Monday press conferences.

## **STUDENT-ATHLETE INTERVIEWS**

During the season, selected student-athletes will be available at Ricky Rahne's monday press conference. All student-athlete interviews must be arranged through the Athletic Communications Office. To ensure availability, please allow 24-hour notice prior to your need for a student-athlete interview.

## **RICKY RAHNE INTERVIEWS**

Head coach Ricky Rahne is available to the media at his weekly Monday press conferences, which begin at noon in downstairs media room of S.B. Ballard Stadium. Rahne is also available on the Sun Belt Conference Weekly head coaches zoom.

## **RICKY RAHNE COACH'S SHOW**

Voice of the Monarchs Ted Alexander hosts this weekly hour-long radio show on Priority Sports Radio 94.1 at 7 p.m. on Monday's during the season. Check ODUSports.com for a full schedule.

## **POSTGAME INTERVIEWS**

Following a brief cooling-off period, the visiting team's head coach and student-athletes will be available outside the visiting team locker room. The media can meet the visiting SID outside of the visiting locker room. Coach Rahne and selected ODU student-athletes will be brought into the media room. The locker room and training area are closed to the media.

## **PHOTOGRAPHERS**

Photographers will not be allowed on the sideline without a visible credential and armband issued by the Old Dominion University Athletic Communications Office. Under NCAA and Sun Belt Conference guidelines, photographers are not allowed between the 25-yard lines. Credential holders not working will be asked to leave the sidelines.

## **RADIO BROADCASTING**

All visiting radio stations requesting to broadcast a contest at S.B. Ballard Stadium must contact the Athletic Communications Office at least one week prior to the game. Rthernet, and wireless internet are available.

## **MONARCHS ON THE WEB**

The Old Dominion University athletic website is located at ODUSports.com for all up-to-date statistics, schedules and results on all Monarch programs. ODU is also on Facebook at ODU Football and on Twitter, @ODUFootball.

### **Old Dominion Athletic Communications**

ODU Athletic Communications Office:.....757-683-3372  
ODU Communications Address: .....Jim Jarrett Athletic Admin. Bldg.  
..... Norfolk, VA 23529

Asst. AD Athletic Communications:..... Eric Bohannon  
Office/Cell:.....757-683-3374/757-375-0244  
Email:.....ebohanno@odu.edu

Associate Director: .....Jim Heath  
Email:.....JaHeath@odu.edu

Asst. Director:.....Pierce Yarberry  
Email:.....pyarber@odu.edu

Asst. Director:.....Jonathon Agnello  
Email:.....TBA

Senior Executive Writer: .....Harry Minium  
Email:.....hminium@odu.edu

Director of Broadcasting:..... Ted Alexander  
Email:.....T2Alexan@odu.edu



# Media Information

## Media List

### Print Media

Virginian Pilot  
Norfolk, VA. 23510  
Phone: (757) 418-1446  
Website: [www.pilotonline.com](http://www.pilotonline.com)

Daily Press  
Phone: (757) 418-1446  
Website: [www.dailypress.com](http://www.dailypress.com)

Richmond Times Dispatch  
P.O. Box 85333  
Richmond, VA. 23293  
Phone: (804)649-6554  
Website: [www.timesdispatch.com](http://www.timesdispatch.com)

Washington Post  
1150 15th Street, NW  
Washington, DC. 20071  
Phone: (202)334-7350  
Website: [www.washingtonpost.com](http://www.washingtonpost.com)

ODU Mace & Crown  
Webb Student Center  
Norfolk, VA. 23529  
Phone: (757)683-3452  
Website: [www.maceandcrown.com](http://www.maceandcrown.com)

### Electronic Media

WTKR TV (CBS)  
720 Boush Street  
Norfolk, VA 23510  
Phone: (757)446-1352  
Website: [www.wtkr.com](http://www.wtkr.com)

WAVY TV (NBC)  
300 Wavy Street  
Portsmouth, VA. 23704  
Phone: (757)673-5440  
Website: [www.wavy.com](http://www.wavy.com)

WVEC TV (ABC)  
613 Woodis Avenue  
Norfolk, VA. 23510  
Phone: (757)628-6200  
Website: [www.wvec.com](http://www.wvec.com)

WVBT TV 43 (Fox)  
301 Wythe Street  
Portsmouth, VA 23704  
Phone: (757)393-4343  
Website: [www.fox43tv.com](http://www.fox43tv.com)

### Wire Services

Associated Press  
Suite 1380, 700 E. Main Street  
Richmond, VA. 23219  
Phone: (804)643-6646  
Inside VA:1-800-552-9935

### Conference

Sun Belt Conference  
1500 Sugar Bowl Drive  
New Orleans, LA  
Phone: (504) 299-9066  
Website: [www.sunbeltsports.org](http://www.sunbeltsports.org)

### Radio Stations

ESPN Radio 94.1  
5589 Greenwich Road - Suite 200  
Virginia Beach, VA. 23462  
Phone: (757)671-1000  
Website: [www.espnradio941.com](http://www.espnradio941.com)

WODU (student station)  
Webb University Center  
Norfolk, VA 23529  
Phone: (757)683-3441  
Website: [www.wodustudios.com](http://www.wodustudios.com)



# Brian O. Hemphill, Ph.D



Brian O. Hemphill, Ph.D., Old Dominion University's ninth president effective July 1, 2021, is an unwavering champion for access and opportunity, as well as innovation and research, with a deep commitment to forward-focused leadership. President Hemphill is proud to lead ODU with a steadfast dedication to excellence, a firm commitment to accountability and transparency, and — most importantly — a strong focus on diversity, equity, and inclusion, as well as student success.

President Hemphill's road to ODU has taken him from the University of Arkansas-Fayetteville, a flagship university, where he served as Associate Vice Chancellor and Dean of Students; to Northern Illinois University, a large, public, research university, where he served as Vice President for Student Affairs and Enrollment Management and Associate Professor for eight years; West Virginia State University, a public, land-grant, research university, where he served as the 10th President and Professor for four years; and, most recently, Radford University, a comprehensive university, where he served as the seventh President and Professor for five years.

President Hemphill earned a Ph.D. in Higher Education Administration and Policy Studies from the University of Iowa, a Master of Science degree in Journalism and Mass Communication from Iowa State University of Science and Technology, and a Bachelor of Arts degree in Organizational Communication from Saint Augustine's University. President Hemphill is a published author with a multitude of writings covering topics related to gun violence and threat preparedness on college campuses; emerging financial concerns affecting the collegiate sphere; STEM (Science, Technology, Engineering, and Mathematics) and economic-related issues pertaining to education; and a myriad of additional scholarly perspectives pertinent to the higher education environment. President Hemphill co-edited a book, titled "College in the Crosshairs: An Administrative Perspective on Prevention of Gun Violence." He is a highly sought-after keynote speaker, guest presenter, and panelist with frequent appearances across the country.

President Hemphill's passion for life and unparalleled commitment to excellence begins at home where he shares his life with his loving and supportive wife, Dr. Marisela Rosas Hemphill, who proudly serves as ODU's First Lady. The Hemphills are the proud parents of energetic twins, Catalina and Cruz. President Hemphill also has two adult children, Jada, a public school teacher in Fort Worth, Texas, and Jordan, assistant director of athletics development at the University of Iowa. Above all else, President Hemphill cherishes the time he spends with his children who are so very precious to him. The Hemphill family resides in the Jacobson House. President and First Lady Hemphill, as well as their entire family, actively engage both on the campus and in the community by attending a variety of activities and events in support of their fellow Monarchs!



# DR. CAMDEN WOOD SELIG



Dr. Camden Wood Selig is in his 15th year as Director of Athletics at Old Dominion University, where his “Championship Effort” philosophy has helped guide the department as one of the most respected and successful intercollegiate programs in the nation. Of the 133 FBS Athletic Directors, Selig is the 12th longest FBS tenured in the country. He is in his 26th year as a Division I AD.

During his tenure, Selig has directed the University’s move through two FBS conferences and has Old Dominion positioned strongly in the Sun Belt Conference. He has overseen the transition of a startup FCS football program to the FBS level, led major athletic facility expansion and enhancement for virtually all 18 programs, and added women’s volleyball in 2019.

One needs only to visit the ODU campus to see Selig’s contributions to the growth and improvement of Monarch athletic venues with well over \$100 million invested in Intercollegiate athletic facilities since his arrival. Projects completed and initiated under Selig include:

- ODU opened the \$67.5 million Kornblau Field at S.B. Ballard Stadium on Saturday, August 31, 2019 against Norfolk State. The stadium rebuilding was completed in nine months.
- A \$20 million baseball renovation began in the fall of 2022. The new stadium, which should be complete for the 2026 season, will be called the Ellmer Family Baseball Complex.
- The Burnett & Blanche Mitchum Basketball Performance Center, a privately funded \$8.4 million state-of-the-art facility, is complete and is the new training center for the ODU men’s and women’s basketball teams.
- The \$3.5 million repurposing of the arena in the Jim Jarrett Athletic building is now the brand-new 900 seat home of the ODU women’s volleyball program.
- A \$3.5 million expansion of L.R. Hill support facility for football, women’s field hockey, and women’s lacrosse, including a new state-of-the-art weight room.
- The addition of a \$2.3 million video replay scoreboard, LED ribbon panels, and digital tables at Chartway Arena.
- The \$600,000 Paul A. Keyes Indoor Hitting Complex, which opened in the fall of 2014.

As collegiate athletic costs continue to rise, Selig has placed a premium on increasing privately generated revenue. Since his arrival in 2010:

- Total ODAF philanthropic gifts for athletics have surpassed \$140 million.
- Corporate sponsorship revenue has surpassed \$33 million.
- Staff giving to the Old Dominion Athletic Foundation (ODAF) has remained at 100% for 14 consecutive years.

And, in ODU’s first year in the Sun Belt Conference, they led in attendance for men’s and women’s basketball and set a single-season ODU record for football.

One of the most dramatic and gratifying accomplishments for Selig has been the academic success of the 18 teams. Highlights from 2023-24 include:

- An ODU record 197 student athletes (49%) earned Dean’s List honors with a 3.4 or higher GPA.
- An ODU record 3.28 cumulative GPA for all 423 student-athletes.
- A 3.0 GPA or higher for 17 of 18 teams.

Monarch teams have performed well on the playing fields under Selig, highlighted by:

- Nineteen Conference Championships since 2010, including back-to-back-to-back championships for women’s soccer and four-straight conference championships for women’s tennis. ODU had three Sun Belt-Conference Championships for the second-straight year, with women’s soccer, women’s tennis and men’s tennis all defending their titles from the season prior. The field hockey team won its first Big East Championship defeating Liberty in the championship game.

In Selig’s tenure there have also been numerous firsts and achievements that haven’t been accomplished in many years, including:

- Linebacker Jason Henderson in 2022-23 became the first ODU football player to earn All-America honors at the FBS level. And the first football player to earn first-team All-America honors.
- In 2016, ODU participated in its first bowl game in the Bahamas. In 2021, went to its 2nd bowl game in Myrtle Beach and last year it’s third bowl game with the Famous Toastery Bowl in Charlotte, North Carolina.
- Women’s soccer won its first C-USA Championship in 2022 and first conference championship since 2006.
- In June 2022, baseball first baseman Matt Courtney was named C-USA Player of the Year and honored on four All-American teams. Additionally, he earned CoSIDA Academic All-American honors becoming the first baseball player in 17 years to be named an Academic All-American.
- In May 2021, the women’s tennis team won the Conference USA Championship for the first time, its first conference championship since 2001. They have since won three-straight conference championships and have won an NCAA first round Tournament match three-straight years, including wins over Arkansas and South Carolina, and has advanced to the final 32 each of the last three seasons.
- Over the 2021 and 2022 baseball seasons, ODU was one of just 11 schools in the country and the only school in Virginia to have back to back 40+ win seasons.
- ODU baseball has the 17th best winning percentage in the country since 2021.
- Twenty baseball players have been drafted under current head coach Chris Finwood, who Selig hired in 2010.
- The baseball team won its first C-USA Championship, earned a No. 1 seed at the NCAA Regionals and received its highest final ranking in July 2021 of No. 16 in the Top-25 poll.

Hampton Roads Community outreach and support has been a staple under Selig’s leadership:

- Selig spearheaded the return of the annual Khedive Shriners’ Oyster Bowl game to Foreman Field at S.B. Ballard Stadium in 2011 and helped raise over \$250,000 for the Shriners’ Children’s Burn Hospital since that time.

Selig spent 11 years directing the Western Kentucky University Hilltopper athletic program, which won 70 Sun Belt Conference Championships from 2000-2010 and a national record 19 crowns in two seasons, 2008-2010. He also led WKU from FCS to FBS and is the only AD in the country to lead two institutions in this transition.

Prior to his stint at WKU, Selig served as the Senior Associate Athletic Director at the University of Virginia from 1988-1999, overseeing external operations his last five years. He began his athletic career as the Director of Ticketing at VCU, where he served from 1985-1988, finishing his stint as Assistant to the Athletic Director.

Selig was a four-year member (2006-2010) of the NCAA Women’s Basketball Committee and served as Chair of the Final Four site selection committee. He served as Chair for both the Sun Belt Conference Athletic Directors and the Men’s Basketball Committees during his tenure at WKU. He has served on the prestigious Division I Championships/Sports Management Cabinet representing the CAA and is currently on the Elizabeth River Trail Board of Directors and serves on the executive committee for the Norfolk Forum and was recently named the groups secretary. He is a two-time winner of the Tom Fergusson Metropolitan Person of the Year award by the Norfolk Sports Club (2014, 2023), symbolic of his impact on the region’s sports profile.

Selig was born in Chapel Hill, North Carolina, and raised in Norfolk, Virginia, where he attended Norfolk Collegiate School. He holds a bachelor’s degree in psychology from Washington and Lee University, a master’s degree in sports administration from Ohio University and a doctorate in educational leadership from the University of Virginia, with a minor in business from the UVA Darden School of Business. His dissertation “The Study of Donor Predictability Among Alumni Athletes”, won the 2002 CASE Outstanding Doctoral Dissertation.

Selig and his wife Ellen of Annapolis, MD, have three children, Lex, 26, Nick, 24 and Julianna, 19.



# **BRUCE STEWART**



Bruce Stewart is Old Dominion's Deputy Athletic Director and Chief Operating Officer. A veteran in the industry he enters his 16th year with the university. Stewart is an integral part in ODU's athletic strategic planning initiatives and is the chair of the Competitive Excellence Committee. Stewart spearheaded the Monarchs' revival of the football program which has become the model for start-up football programs across the country and helped elevate ODU from FCS to FBS. Stewart is as the primary sport administrator for football, men's basketball and men's & women's tennis, as well as overseeing the functional areas of sports performance, equipment, game operations and capital constructions.

Stewart has guided the Monarch football program from FCS and the Colonial Athletic Association to FBS, Conference USA and the Sun Belt Conference. Stewart led the way for the new Kornblau Field at S.B. Ballard Stadium. The new \$70 million dollar stadium renovation was completed in nine months under Stewart's leadership.

In addition to the new S.B. Ballard Stadium, Stewart has also directed the building of the \$17 million L.R. Hill Sports Complex, the state-of-the-art home for ODU's football program as well as the women's lacrosse program, and nine-time national champion field hockey program. The Powhatan Sports Complex has attracted much attention as it hosted the US Field Hockey Team's match-up with international powerhouse Argentina during the summer of 2012 as well as the NCAA Division I Field Hockey Championship in November of 2012, 2013, 2016. The L.R. Hill Complex completed an expansion in the winter of 2017, adding a brand-new state of the art weight room, new meeting rooms and an updated coaches locker room. In the fall of 2022 the complex received an additional upgrade with an expanded players locker room and nutritional center.

Stewart took over the reigns as the men's basketball supervisor in 2021 and oversaw the move from Conference USA to the Sun Belt Conference. The men's basketball team led C-USA in attendance in Stewart's first season as sport supervisor and also led the Sun Belt in the programs first season in the league.

Other Old Dominion athletic facilities have been added and upgraded during Stewart's tenure include a new home for the Monarchs' academic advising program in the Jim Jarrett Athletic Administration Building as well as expanded Strength and Conditioning and Athletic Training Facilities and the construction of the 74,000 square foot Folkes-Stevens Tennis Center and the 9,400 two-story ODU Rowing Center as well as the new sailing pier at the ODU Sailing Center. Stewart and his staff also completed the \$8.4 million dollar Mitchum Basketball Practice Facility in early 2018. Upgrades have been made to the Monarchs' Soccer Complex with brand new coaches' offices, locker rooms, and meetings spaces, and a new video board, enhanced signage, and addition of "Rally Alley" have helped add to the fan experience at the Bud Metheny Ballpark. Stewart and his staff are now embarking on a new \$20 million stadium upgrade for baseball's Bud Metheny Ballpark that is expected to be completed by the 2025 season.

Under Stewart's direction, ODU has showcased its facilities and staff in the hosting of numerous events on campus including the Division I NCAA Women's Basketball First and Second Rounds and Regionals, the CAA Field Hockey Championship, the Conference USA Men's & Women's Tennis Championships, and high school championships from the Hampton Roads area.


Stewart joined Old Dominion after a nine-year stint at Coastal Carolina University, in which he served as the Senior Associate Athletics Director. Prior to his promotion, he was the Associate Athletic Director of Finance. He played a key role in helping the Chanticleers add football as a varsity sport at the university as the Assistant Athletic Director for Internal Operations.

A native of Columbus, Ohio, Stewart held numerous other responsibilities in his first four years at Coastal Carolina. During his tenure, he was the administrator for several of the school's athletic fund-raising events and was an integral part of the game management and promotions for the department. He started his career in intercollegiate athletics as the director of basketball operations. He also served as an adjunct professor in the Wall College of Business, teaching a business law course.

Stewart attended Morehouse College in Atlanta, earning his bachelor of arts in psychology in 1994. He furthered his educational training at The Ohio State University by completing a J.D./M.A. degree program, a four-year program that combined studies in law with sport management. While completing his law and master's degree, he was published in The Journal of Sport Management and The Journal of Legal Aspects of Sport. He was a three-sport standout in high school at the Columbus Academy, competing in football, basketball and track.



# PROTECT



UNDER ARMOUR.

# THIS HOUSE.®



Under Armour is proud to outfit Old Dominion University Football in the world's most innovative footwear, uniforms, and training gear.

[UA.COM](http://UA.COM)

# L.R. Hill Sports Complex




On September 13, 2008, Old Dominion University officially opened the L.R. Hill Sports Complex, a 75,000 square foot, two story facility that houses the Monarch football program.

The first level of the LR Hill Sports Complex houses a 6,000 square foot space dedicated to academic excellence. In addition, there is a 3,000 square foot athletic training room, and the Monarchs players' locker rooms which holds 122 lockers. The players' locker room features the most efficient lockers available, a players lounge and six flat screen high definition televisions.

The second level of the LR Hill Sports Complex houses the coaches' offices, staff meeting rooms including renovated office space completed in the summer of 2017. The video room as well as coaches' offices feature a state-of-the-art editing system for game and practice film. Adjacent to the facility is the AstroTurf GameDay Grass 3D fields that the Monarchs use for practice. GameDay Grass 3D is one of the most advanced synthetic turf products, featuring best-in-class performance and safety benefits, and characteristics that closely mimic the look and feel of natural grass.

The complex began expansion in 2015 to include a 17,000 square foot weight room along with sports performance offices. The weight room area features two levels. The top mezzanine level has the same surface as the main floor below to provide a dynamic warmup and cardio, the bottom level features 12 squat racks and free weights.





# Kornblau Field at S.B. Ballard Stadium



Old Dominion University Football played the final contest in Foreman Field on Saturday, November 17, 2018, and less than three weeks later there was nothing but dirt where the 82-year stadium used to be.

Built in 1936, Foreman Field stood the test of time, hosting high school football games, concerts and thousands and thousands of events, including the first 10 years of ODU Football.

The new Barry Kornblau Field at S.B. Ballard Stadium was ready for ODU's home opener on Saturday, Aug. 31 against Norfolk State. Playing Norfolk State was fitting as the Spartans played the most times, other than ODU, in Foreman Field.





# Kornblau Field at S.B. Ballard Stadium

Kornblau Field at S.B. Ballard Stadium, formerly Foreman Field, is a 21,944-seat multi-purpose stadium on the campus of Old Dominion University in Norfolk, Virginia.

The newly renovated Kornblau Field at S.B. Ballard Stadium at Old Dominion University opened August 31, 2019 to host the Monarchs' first football game of the 2019 season, a 24-21 win over crosstown foe, Norfolk State. In collaboration with local architect Moseley and general contractor S.B. Ballard Construction, the Populous-designed stadium sets a new standard for mid-major universities' football facilities. The \$70 million venue seats 21,944 with the ability to be expanded to fit 30,000 fans.

After conducting a feasibility study in 2016, it was clear that elevated fan amenities were a priority. The west and east stands were demolished to make way for new seating that emphasizes comfort. Not only do the new seats provide fans with much-requested additional legroom, but the stands are also 10 feet closer to the field to provide better sight lines and a better and more engaged gameday atmosphere.

The new stands give fans more room and brings them closer to the action, creating a more intimate environment. Premium suites and the Priority Automotive Club were added, which is used as a multi-purpose event space beyond game day. In addition to new stands, renovations included a 20,000 square-foot of open-deck social space, new entries and a front door to the stadium. An arched entrance gate on the east side faces the existing Williamsburg lawn and provide a location to honor Old Dominion legends. A new student entry, along with a dedicated student concession space and pregame activity, and a new west entry gate with a pregame plaza is centered below the new press box and provide space for students to gather and socialize.





# Kornblau Field at S.B. Ballard Stadium

The newly renovated stadium gives the football team a sense of identity as they continue to lay the foundation for their program. While incorporating modern amenities, S.B. Ballard Stadium honors the rich history of this storied venue by retaining the original arches and incorporating the previous brick pattern into the design of the exterior. Renovations were completed in a single offseason in order to be complete in time for the 2019 season.

The field is named for 1971 Old Dominion graduate, Barry Kornblau. Kornblau donated \$3 million to help fund the stadium project. The \$3 million was the single largest gift received by the Old Dominion Athletic Foundation in the last 15 years. Kornblau has donated well over \$5 million to ODU Athletics, donating \$2 million to baseball facility projects and another \$8,000 to fund men's soccer conference championship rings a few years ago.

The Stadium is named S.B. Ballard in honor of Stephen and B.J. Ballard, the company responsible for building the stadium. Ballard helped renovate Foreman Field before the Monarchs played a game before the 2009 season by adding the suites in the end zone.

ODU alumnus Dennis Ellmer, founder and CEO of Priority Automotive, donated \$1.5 million to the stadium effort. The club was named for his company because of his many donations to ODU over the years. Both sidelines will have two levels of seating, and there will be a new press box and club area, called the Priority Automotive Club, on the west side.






# Kornblau Field at S.B. Ballard Stadium



From left to right: Barry Kornblau, former ODU President John R. Broderick, former ODU First Lady Kate Broderick and Steve Ballard cut the ribbon before the first game in Kornblau Field at S.B. Ballard Stadium. Kornblau gave Old Dominion a significant donation to help fund the project, while Ballard and his company built the stadium.





The Sun Belt Conference (SBC) has established itself as a leader among intercollegiate athletics leagues since its move to the Football Bowl Subdivision (FBS) in 2001.

Founded in 1976, the Sun Belt now features 14 dynamic member institutions across 10 contiguous states. The Sun Belt boasts broad-based excellence across its 18 sponsored sports, in the classroom and in the communities across the league's footprint.

The 2024 campaign will mark the third as a 14-member football conference. In the College Football Playoff era (since 2014), the Sun Belt paces the FBS with a .649 bowl winning percentage. Consider the Sun Belt's impressive football accomplishments:

The Sun Belt is home to three of the top-15 teams in the FBS in winning percentage since 2020 – more than the rest of the Group of Five combined: Louisiana (23-2, .920), Coastal Carolina (22-3, .880) and App State (19-7, .731).

In 2021, three Sun Belt teams accumulated double-digit wins during the regular season for the first time in league history. Two programs (Coastal Carolina and Louisiana) finished in the final AP Poll, Coaches Poll and College Football Playoff Rankings for the first time in conference history.

The Sun Belt has had at least one selection in 15 consecutive NFL Drafts and has claimed multiple picks in 14 of the last 15. With a record nine players taken in the 2023 NFL Draft.

The Sun Belt's success extends far beyond the football field and into a number of team and individual successes in each of its sports:

The Sun Belt has been a multi-bid league in both baseball (4 in 2023) and softball (2 in 2023) over the past four seasons.

Six Sun Belt men's basketball programs made postseason appearances in 2022.

The Sun Belt's nine men's soccer programs have combined for more than 100 all-time NCAA Tournament appearances.

The Sun Belt Conference is showcased nationwide through a media rights partnership with ESPN that runs through the 2030-31 academic year. The Sun Belt enjoyed a viewership of 18.2 million during the 2021 football season. During the 2021 regular season, three games featuring Sun Belt Conference teams surpassed one million viewers. Each of the four bowl games in which Sun Belt programs participated this past season also saw a viewership of greater than one million. For the 11th consecutive year in 2022, every Sun Belt home football game will appear on an ESPN platform.


The Sun Belt Conference has transitioned to a neutral-site model for many of its championship events to provide an enhanced experience for student-athletes and fans. Pensacola, Fla., will serve as home for the Sun Belt Men's and Women's Basketball Championships through the 2024-25 season and ticket sales for that event increased 30 percent in 2022. Women's soccer (Foley, Ala.), volleyball (Foley, Ala.) and baseball (Montgomery, Ala.) have also established long-term agreements.

As part of the Sun Belt's commitment to racial justice, the conference launched BE THE CHANGE during the summer of 2020 – focusing attention on American civil rights, promoting civic engagement, and creating dialogue with law enforcement. The conference also established and encouraged its teams and fans to visit the Sun Belt Conference Civil Rights Trail, which highlights historic sites and landmarks found within the league's geographic footprint.

The Sun Belt supports more than 5,500 student-athletes in sponsoring 18 NCAA sports.

The Sun Belt's 14 member institutions are App State, Arkansas State, Coastal Carolina, Georgia Southern, Georgia State, James Madison, Louisiana, ULM, Marshall, Old Dominion, South Alabama, Southern Miss, Texas State and Troy.









# BOWL SEASON™

## 2024-25 SCHEDULE

DEC 14		<b>CRICKET CELEBRATION BOWL</b> ATLANTA, GA   12:00 PM   ABC	
DEC 14		<b>CAMELLIA BOWL</b> MONTGOMERY, AL   9:00 PM   ESPN	
DEC 17		<b>SCOOTER'S COFFEE FRISCO BOWL</b> FRISCO, TX   9:00 PM   ESPN	
DEC 18		<b>BOCA RATON BOWL</b> BOCA RATON, FL   5:30 PM   ESPN	
DEC 18		<b>LA BOWL HOSTED BY GRONK</b> INGLEWOOD, CA   9:00 PM   ESPN	
DEC 19		<b>R+L CARRIERS NEW ORLEANS BOWL</b> NEW ORLEANS, LA   7:00 PM   ESPN2	
DEC 20		<b>STAFFDNA CURE BOWL</b> ORLANDO, FL   12:00 PM   ESPN	
DEC 20		<b>UNION HOME MORTGAGE GASPARILLA BOWL</b> TAMPA, FL   3:30 PM   ESPN	
DEC 23		<b>MYRTLE BEACH BOWL</b> CONWAY, SC   11:00 AM   ESPN	
DEC 23		<b>FAMOUS IDAHO POTATO BOWL</b> BOISE, ID   2:30 PM   ESPN	
DEC 24		<b>HAWAII BOWL</b> HONOLULU, HI   8:00 PM   ESPN	
DEC 26		<b>DETROIT BOWL</b> DETROIT, MI   2:00 PM   ESPN	
DEC 26		<b>GUARANTEED RATE BOWL</b> PHOENIX, AZ   5:30 PM   ESPN	
DEC 26		<b>68 VENTURES BOWL</b> MOBILE, AL   9:00 PM   ESPN	
DEC 27		<b>LOCKHEED MARTIN ARMED FORCES BOWL</b> FORT WORTH, TX   12:00 or 3:30 PM   ESPN	
DEC 27		<b>BIRMINGHAM BOWL</b> BIRMINGHAM, AL   12:00 or 3:30 PM   ESPN	
DEC 27		<b>AUTOZONE LIBERTY BOWL</b> MEMPHIS, TN   7:00 PM   ESPN	
DEC 27		<b>SRS DISTRIBUTION LAS VEGAS BOWL</b> LAS VEGAS, NV   10:30 PM   ESPN	
DEC 28		<b>WASABI FENWAY BOWL</b> BOSTON, MA   11:00 AM   ESPN	
DEC 28		<b>BAD BOY MOWERS PINSTRIPE BOWL</b> BRONX, NY   12:00 PM   ABC	
DEC 28		<b>ISLETA NEW MEXICO BOWL</b> ALBUQUERQUE, NM   2:15 PM   ESPN	
DEC 28		<b>POP-TARTS BOWL</b> ORLANDO, FL   3:30 PM   ABC	
DEC 28		<b>SNOOP DOGG ARIZONA BOWL</b> PRESENTED BY GIN & JUICE BY DRE AND SNOOP TUCSON, AZ   4:30 PM   CW NETWORK	
DEC 28		<b>GO BOWLING MILITARY BOWL</b> ANNAPOLIS, MD   5:45 PM   ESPN	
DEC 28		<b>VALERO ALAMO BOWL</b> SAN ANTONIO, TX   7:30 PM   ABC	
DEC 28		<b>RADIANCE TECHNOLOGIES INDEPENDENCE BOWL</b> SHREVEPORT, LA   9:15 PM   ESPN	
DEC 30		<b>TRANSPERFECT MUSIC CITY BOWL</b> NASHVILLE, TN   2:30 PM   ESPN	
DEC 31		<b>RELIAQUEST BOWL</b> TAMPA, FL   12:00 PM   ESPN	
DEC 31		<b>TONY THE TIGER SUN BOWL</b> EL PASO, TX   2:00 PM   CBS	
DEC 31		<b>CHEEZ-IT CITRUS BOWL</b> ORLANDO, FL   3:00 PM   ABC	
DEC 31		<b>TEXAS BOWL</b> HOUSTON, TX   3:30 PM   ESPN	
DEC 31		<b>VRBO FIESTA BOWL</b> GLENDALE, AZ   7:30 PM   ESPN	⋮
JAN 1		<b>CHICK-FIL-A PEACH BOWL</b> ATLANTA, GA   1:00 PM   ESPN	⋮
JAN 1		<b>ROSE BOWL GAME PRESENTED BY PRUDENTIAL</b> PASADENA, CA   5:00 PM   ESPN	⋮
JAN 1		<b>ALLSTATE SUGAR BOWL</b> NEW ORLEANS, LA   8:45 PM   ESPN	⋮
JAN 2		<b>TAXSLAYER GATOR BOWL</b> JACKSONVILLE, FL   7:30 PM   ESPN	
JAN 3		<b>SERVPRO FIRST RESPONDER BOWL</b> DALLAS, TX   4:00 PM   ESPN	
JAN 3		<b>DUKE'S MAYO BOWL</b> CHARLOTTE, NC   7:30 PM   ESPN	
JAN 4		<b>BAHAMAS BOWL</b> NASSAU, BAHAMAS   11:00 AM   ESPN2	
TBD		<b>DIRECTV HOLIDAY BOWL</b> SAN DIEGO, CA   TBD   TBD	
JAN 9		<b>CAPITAL ONE ORANGE BOWL</b> MIAMI, FL   7:30 PM   ESPN	⋮
JAN 10		<b>GOODYEAR COTTON BOWL CLASSIC</b> ARLINGTON, TX   7:30 PM   ESPN	⋮
JAN 20		<b>COLLEGE FOOTBALL PLAYOFF NATIONAL CHAMPIONSHIP</b> ATLANTA, GA   7:30 PM   ESPN	⋮
JAN 30		<b>EAST-WEST SHRINE BOWL</b> ARLINGTON, TX   8:00 PM   NFL NETWORK	

\*All times ET and all Bowls subject to change.





## Head Coach Ricky Rahne

Ricky Rahne has taken Old Dominion Football to bowl games in two of the last three years as he enters his fifth season as head coach of the Monarchs.

ODU went 6-7 in 2023 and clinched a bowl berth by winning its final two games of the regular season on the last play of each game. The Monarchs played Western Kentucky in the Famous Toastery Bowl in Charlotte, North Carolina and fell 38-35 in overtime.

The Monarchs worked in 16 new starters, nearly 60 new players and returned the sixth fewest starts in the country heading into the season. A year after finishing last in the Sun Belt in most offensive categories, Rahne hired former Fordham offensive coordinator Kevin Decker to take over the offense, and it showed improvement as ODU finished eighth in the league in rushing and 11th in scoring offense. Quarterback Grant Wilson,

a transfer from Fordham, improved each week and the combo of Keshawn Wicks and Kadarius Calloway combined to rush for 1,212 yards and eight touchdowns. Wide receivers Isiah Paige, Kelby Williams and Reymello Murphy led the young unit as Paige led the team in receptions and Williams and Murphy were in the top-50 in the country in yards per catch.

For the second-straight year, linebacker Jason Henderson made history, becoming the first FBS Monarch to earn first-team All-America honors, as he received the honors from a variety of media outlets, including Walter Camp and The Sporting News. Henderson led the country in tackles per game for the second-straight year and finished third in the country in tackles for loss per game. Along with Wayne Matthews and Terry Jones, ODU was the only team in the country to have three players with more than 100 tackles.

To get to six wins, ODU exorcised a few demons, defeating App State and Georgia Southern for the first times in program history. ODU played in 11 one-score games and went 6-5 in those games. Six of those games were not decided until the final play of the game.

Old Dominion went 3-9 in Rahne's second season on the field but the wins were two of the biggest in program history and the accolades were aplenty throughout the season. ODU defeated Virginia Tech 20-17 in the season opener, marking the second win in program history over the Hokies. A few weeks later, the Monarchs defeated Arkansas State 29-26 in the first Sun Belt Conference game in program history. Two weeks later on national television, the Monarchs knocked off previously undefeated and eventual Sun Belt East Division Champion Coastal Carolina, 49-21 in Conway, South Carolina.

In individual honors, linebacker Jason Henderson led the country in tackles and became ODU's first FBS All-American, earning the honor from five different publications. Wide receiver Ali Jennings finished third in the country in receiving yards, while right tackle Nick Saldiveri was selected to play in the Reese's Senior Bowl, just the third player in ODU history to play in the most prestigious college football all-star game.





## Coaching Staff • Head Coach Ricky Rahne

ODU finished in the top-20 in the country in a handful of categories, including 12th in red zone defense, and in what has become a cornerstone of the program, special teams. ODU ranked 10th in the country in blocked kicks, 13th in punt return defense and 19th in net punting.

In his first season on the field in 2021, Rahne took a team that went 1-11 in 2019, and did not play in 2020, to a bowl game. ODU started the season 1-6 and won five-straight behind Rahne's 1-0 mentality, to earn a bid to the Myrtle Beach Bowl to play Tulsa. ODU became just the third team since 1936 (AP Poll era) to start the season 1-6 or worse and win six games.

Rahne helped lead Zack Kuntz to first-team All-Conference USA honors at tight end and 12 additional Monarchs to spots on the C-USA honorable mention team. Kuntz finished second in the country among tight ends with 73 receptions, while running back Blake Watson became the first ODU running back since 2016 to rush for over 1,000 yards and finished 22nd in the country with 101.1 yards per game.

ODU had its best scoring defense since 2016 and tied a school record by allowing 20 points or less five times. Linebacker Jordan Young broke the 100-tackle barrier for the first time in his career and set the ODU career record for tackles with 350. The Monarchs finished third in Conference USA and 35th in the country in rushing defense.

Rahne has built the Monarchs on being aggressive on the field and that was epitomized by the special teams units. ODU tied for the national lead with four blocked punts and six total blocked kicks. LaMareon James finished the season ranked ninth in the country with a 29.4 yard average on kickoff returns, and was one of two players to have two, 100-yard kickoff return touchdowns.

During ODU's winning streak, the Monarchs outscored teams by a 36-22 margin, and became bowl eligible in the regular season finale, dispatching Charlotte 56-34.

Rahne was the offensive coordinator at Penn State for two seasons and on the Nittany Lions coaching staff for six years.

Rahne (pronounced ronnie) developed an increasing national profile as a key component of Coach James Franklin's staff at both Penn State and Vanderbilt. The coaching staff has guided those teams to bowl games in each of the nine years and have won nine or more games in six of the last eight seasons.

Rahne spent six seasons at Penn State, including the last two as offensive coordinator. Despite having a new starting quarterback, Rahne helped lead the Nittany Lion offense to 34 points per game during that season, while six offensive players earned all-Big10 honors this season.

Known as a terrific offensive mind that can adjust to his personnel, Rahne demonstrated that again in 2019. Despite the loss of the No. 2 overall pick in the 2018 NFL Draft (Saquon Barkley), Penn State rushed for the most yards per game in the last 10 years at

204.9. PSU had nine players earn all-conference accolades, and



the Nittany Lions led the Big10 with 42 red zone touchdowns, good for 16th in FBS.

Rahne was the quarterbacks coach in four of his six seasons at Penn State, as both of the quarterbacks he worked with were drafted into the NFL. In 2015, Christian Hackenberg (Jets, 2016) became the all-time leader in career yards passing with 8,457 yards, three years later, Rahne guided Trace McSorely (Ravens, 2019) past that mark in 2018 with 9,899 yards. He also coached the tight ends in 2016 and 2017, guiding Mike Gesicki who was drafted by the Miami Dolphins.

Penn State played in a bowl game in every year Rahne was there, including a 2016 Big10 Championship and 2017 PlayStation Fiesta Bowl win over Washington. In that time, Penn State has had four-straight seasons of at least nine wins, and the Nittany Lions are one of five teams to rank in the Top-15 of the College Football Playoff final rankings in each of the last four years.

Prior to joining Penn State, Rahne was the quarterbacks coach at Vanderbilt for three years.

Prior to Rahne's time at Vanderbilt, the program had been to four bowl games in 121 years of football, none in consecutive seasons. The Commodores were ranked in the Top-25 in the final polls in 2012 and 2013 marking the first time they were ranked in back-to-back seasons in program history.

He spent five years at Kansas State, starting as an offensive graduate assistant before coaching the running backs and tight ends. He helped the Wildcats to two bowl appearances.

Rahne started his coaching career on the defensive side at Holy Cross coaching the defensive line. The following year he coached the running backs at his alma mater, Cornell.

He was a three-year starter at quarterback at Cornell (2002), and graduated as the Big Red's all-time leader in completions (678), passing yards (7,710), touchdown passes (54) and total offense (7,994). He was inducted into the Cornell Hall of Fame in 2014.

Rahne and his wife, Jennifer, have two sons, Ryder and Jake.







# **RICKY RAHNE**

4th Year/5th Overall

Cornell, 2002

## **The Rahne Record**

### **Personal**

Hometown: Morrison, Colo.

Alma Mater: Cornell (2002)

Education: Industrial and Labor Relations

Wife: Jennifer

Children: Ryder and Jake

### **Coaching History**

<b>Year</b>	<b>School</b>	<b>Position</b>	<b>Record</b>
2023	Old Dominion	Head Coach	6-7
2022	Old Dominion	Head Coach	3-9
2021	Old Dominion	Head Coach	6-7
2019	Penn State	Offensive Coordinator/Quarterbacks	11-2
2018	Penn State	Offensive Coordinator/Quarterbacks	9-4
2017	Penn State	Pass Game Coordinator/Tight Ends	11-2
2016	Penn State	Pass Game Coordinator/Tight Ends	11-3
2015	Penn State	Pass Game Coordinator/Quarterbacks	7-6
2014	Penn State	Pass Game Coordinator/Quarterbacks	7-6
2013	Vanderbilt	Quarterbacks	9-4
2012	Vanderbilt	Quarterbacks	9-4
2011	Vanderbilt	Quarterbacks	6-7
2010	Kansas State	Tight Ends	7-6
2009	Kansas State	Tight Ends	6-6
2008	Kansas State	Running Backs	5-7
2007	Kansas State	Running Backs	5-7
2006	Kansas State	Offensive Grad Assistant	7-6
2005	Cornell	Running Backs	6-4
2004	Holy Cross	Assistant Defensive Line	3-8





# Kevin Decker

## Offensive Coordinator/Quarterbacks

### 2nd Year

### New Hampshire, 2012

Kevin Decker is in his second season as Old Dominion’s offensive coordinator and quarterbacks coach.

In his first season as offensive coordinator at Old Dominion, Decker’s offense was one of the youngest in the country and showed improvement throughout the season. ODU improved in the Sun Belt rankings to eighth in rushing offense and 11th in total offense and scored nearly 100 points than the season before, all with a first time starting quarterback, running backs and several new wide receivers.

Fordham transfer Grant Wilson started for the first time in his career and improved throughout the season, throwing for 2,149 yards and 17 touchdowns. After getting pulled against Texas A&M Commerce when he threw three first half interceptions, Wilson went 115-consecutive passes without an interception.

Running Backs Keshawn Wicks and Kadarius Calloway combined for 1,212 yards and eight touchdowns. The duo had less than 200 yards combined coming into the year and led ODU’s rushing attack. Calloway had three rushing touchdowns of 60+ yards at Marshall and had a pair of 100-yard rushing games. Wicks notched his first career 100-yard game and Wilson rushed for 126 yards in the Famous Toastery Bowl against WKU.

Explosive plays were key to the offenses success, as ODU tied for the nation’s lead in touchdown drives of one minute or less with 12 (UNLV). ODU registered 105 big plays (12+ run, 15+ pass) on the year for an average of eight per game and had 10 plays of 50 yards or more.

Prior to joining ODU, Decker spent the previous four seasons as the offensive coordinator and quarterbacks coach at Fordham. In 2022, Fordham led the FCS and had the second-best offense in FCS history with 609 yards per game and ranked second in the country with 49.5 points per game. The Rams also led FCS in first downs and passing offense. Fordham quarterback Tim DeMorat led the country in touchdown passes, total touchdowns, passing yards and total offense.

DeMorat was named Patriot League Offensive Player of the Year for the third time in his career and along with wide receiver Fotis Kokosioulis, are finalists for the Walter Payton Award.

In 2019 Decker took over a Fordham offense that ranked No. 119-of-124 teams and has led the Patriot League in scoring offense and total offense each of the last four seasons.

Prior to joining Fordham, Decker spent three seasons at Brown, including the 2018 season as offensive coordinator and quarterbacks coach. His first two seasons at Brown he coached the tight ends.

Decker began his collegiate coaching career in 2015 as an offensive intern at Montana State. He helped the Bobcats lead the FCS in yards per play, touchdowns per game and red zone touchdown percentage.

Decker began coaching in 2013 and for two years was the offensive coordinator and quarterbacks coach at the Brunswick School in Connecticut.

A 2012 graduate of the University of New Hampshire, Decker played quarterback for the Wildcats where he was the CAA Player of the Year and a finalist for the Walter Payton Award in 2011. He threw for 3,272 yards and 22 touchdowns as a senior, while rushing for 429 yards and nine touchdowns.

Decker and his fiance, Brittany Holbrook, reside in Norfolk.



### The Kevin Decker File

#### Personal

Hometown: Armonk, N.Y.  
Alma Mater: New Hampshire, 2012  
Education: Communication

#### Coaching History

Year	School	Position
2023-Pres.	Old Dominion	Offensive Coordinator/Quarterbacks
2019-22	Fordham	Offensive Coordinator/Quarterbacks
2018	Brown	Offensive Coordinator /Quarterbacks
2016-17	Brown	Tight Ends
2015	Montana State	Offensive Intern
2013-14	The Brunswick School	Offensive Coordinator/Quarterbacks





# Blake Seiler

Defensive Coordinator/Linebackers

4th Year/ 5th Year Overall

Kansas State, 2007

Blake Seiler is in his fifth season overall at Old Dominion as the defensive coordinator and inside linebackers coach.

The 2023 season saw the defense under Seiler allow 50 less yards per game than it did in the 2022 season and force 21 turnovers. ODU was stout against the run finishing fourth in the Sun Belt in rush defense and fifth in the league in scoring defense. The defense scored three touchdowns with a pair of interception return touchdowns, one from Kris Caine and one from LaMareon James, and a fumble return from James. The group also had several long returns, including Wayne Matthews' 55-yard fumble return and Tahj Ra El's 40-yard interception return.

Linebacker Jason Henderson led the country for the second-straight year with 14.2 tackles per game and became the first player since Luke Kuechly of Boston College to lead the country in tackles in consecutive years. Henderson also finished fourth in the country in tackles for loss. He earned multiple All-America honors, including first-team accolades by Walter Camp and The Sporting News.

ODU was the only team in the country to have three players record 100 tackles on the year, as Henderson, who had 170, was joined by Matthews with 135 and Terry Jones with 107.

In 2022, Seiler led linebacker Jason Henderson to ODU's best individual performance by a defensive player in program history. Henderson led the country with 186 tackles, finishing seven tackles shy of the FBS record, while breaking ODU and Sun Belt Conference records. Henderson was named an All-American by five publications, becoming ODU's first FBS All-American.

Linebacker Ryan Henry tied for the team lead with four sacks and 7.5 tackles for loss despite missing three games.

ODU's defense led the Sun Belt and placed 12th in the country in Red Zone defense, and 32nd in the country in sacks per game.

In his first season on the field as the leader of the ODU defense, Seiler implemented an aggressive defense that saw ODU tied the program record in holding teams to 20 points or less five teams and place third in Conference USA in rush defense and 35th in the country in rush defense, the highest finish in program history.

The ODU defense had five players earn all-conference honors, including both inside linebackers, the position Seiler coaches, and cornerbacks Roger Cray and Tre Hawkins III and safety R'Tarriun Johnson.

Young led ODU with 104 tackles and broke the school career record with 350 stops, while Cray finished tied for 11th in the country in pass breakups.

Seiler spent the 2019 season at West Virginia coaching linebackers.

Prior to the 2019 season, Seiler coached at Kansas State for 10 years. While at K-State, Seiler coached a pair of All-American's and two Big 12 Defensive Linemen of the Year. Seiler was the defensive coordinator for the Wildcats in 2018 and his defensive unit ranked No. 3 in the Big 12 in scoring defense and No. 4 in total defense.

He was the assistant defensive coordinator and linebackers coach the year prior, and coached a pair of All-Big 12 linebackers. Seiler coached the defensive ends the previous four seasons and helped Jordan Willis (2015) and Ryan Mueller (2013) to Big 12 Defensive Linemen of the Year honors, while Willis was named Big 12 Defensive Player of the Year.

He began his coaching career in 2009 as a quality control coach with the defensive line.

Seiler played at Kansas State and was a two-year starter on the defensive line and was team captain as a senior.

Seiler and his wife, Inge, have four children, Elle, Brynn, Riggs and Jayd.



## The Blake Seiler File

### Personal

Hometown: Goddard, Kan.  
Alma Mater: Kansas State, 2007  
Education: Mechanical Engineering

### Coaching History

Year	School	Position
2020-Present	Old Dominion	Defensive Coordinator/Linebackers
2019	West Virginia	Inside Linebackers
2018	Kansas State	Defensive Coordinator/Linebackers
2017	Kansas State	Asst. Defensive Coordinator/Linebackers
2013-16	Kansas State	Defensive Ends
2011-12	Kansas State	Defensive GA
2010	Kansas State	Quality Control
2009	Kansas State	Quality Control



# Kevin Smith

Special Teams Coordinator/Outside Linebackers  
4th Year/ 5th Year Overall  
Urbana, 2014

Kevin Smith is in his fourth season overall at Old Dominion as special teams coordinator and outside linebackers coach.

In 2023, Smith and ODU continued its kick blocking prowess, blocking a pair of kicks on the year. ODU has 12 blocked kicks in three years under Smith's tutelage.

The 2022 campaign was another excellent showing for Smith and the ODU special teams, as the Monarchs finished in the top-20 in multiple national rankings. Old Dominion punter Ethan Duane led the Sun Belt with 28 punts inside the 20 and tied for third with 12 punts of 50+ yards. The Monarchs led the SBC and finished 13th in the country in punt return defense, allowing just 3.08 yards per return. ODU also led the league and finished 19th in the country in net punting average at 41.21 net yards per punt. ODU also continued its prowess in blocking kicks, finishing 10th in the country with four blocked kicks.

Smith also coached ODU's edge rushers, including Marcus Haynes who led ODU in sacks and tackles for loss in 2022.

Smith led Old Dominion to one of the top special teams units in the country in 2021 as the unit was known for its aggressiveness and big plays. ODU tied for first in the country in blocked punts with four and



total blocked kicks with six. All six kicks were blocked by six different players. Kickoff returner LaMareon James earned all-conference and all-freshman honors, as he ranked ninth in the country with a 29.4-yard return average and two touchdowns. Both of James' touchdowns were returned for 100-yard scores and he was one of just two players in the country to return two kickoffs for 100-yards TDs. His opening kickoff return for a score in the Myrtle Beach Bowl against Tulsa was the first opening kickoff return in ODU history.

Smith also helped coach the ODU edge rushers, helping Marcus Haynes to a career-high 5.5 sacks and developing youngsters Deeve Harris and Kris Caine into pass rushing threats. Harris became the first ODU defensive player to score two touchdowns in the same season. He returned an interception 39-yards for a score at FIU, and he recovered a fumble for a one-yard return in the win over Charlotte.

He comes to Norfolk after spending three seasons at Penn State as a defensive graduate assistant. Smith coached the defensive line for two years and the linebackers for one. Smith assisted with the defensive line and helped Penn State rank in the top 15 in FBS in sacks (10th) and tackles for loss (14th), along with a No. 24 ranking in total defense. Penn State also finished 8th in scoring defense while giving up just 16.0 points per game. This was the third consecutive year that Penn State held their opponents under 18 points per game.

Smith coached the defensive line and was the special teams coordinator at Lock Haven (Pa.) for two years before joining Penn State. His second season at Lock Haven in 2016, the Bald Eagles won four games, the most in a single-season since 2002.

He began his coaching career as a graduate assistant at Urbana University (Ohio). He coached at Urbana for two years, coaching the linebackers and defensive line and special teams.

Smith played linebacker at Urbana and was a two-time All-State honoree at Lexington High School in Ohio.

Smith and his wife, Katie, have two sons, Sawyer and Bowen.

## The Kevin Smith File

### Personal

Hometown: Lexington, Ohio

Alma Mater: Urbana, 2014

Education: Education in AYA Social Studies

### Coaching History

Year	School	Position
2020-Present	Old Dominion	Special Teams Coordinator/Linebackers
2019	Penn State	GA/Defensive Line
2018	Penn State	GA/Linebackers
2017	Penn State	GA/Defensive Line
2015-16	Lock Haven	Special Teams Coordinator/Defensive Line
2014	Urbana	Linebackers





# Kody Cook

Wide Receivers

1st Year

Kansas State, 2016

Kody Cook is in his first season as wide receivers coach at Old Dominion.

Cook comes to ODU after spending two years as assistant wide receivers coach at Tennessee. In his two years with the Volunteers, Cook helped Tennessee to an 11-2 record in 2022 and a win over Clemson in the Orange Bowl, and this past season the Vols went 9-4 with a win over Iowa in the Citrus Bowl.

Prior to that he worked at Hutchinson Community College (Kansas) for four years in a variety of roles. He began as the wide receivers coach before working his way to the pass game coordinator and then co-offensive coordinator in his final two seasons.

Cook got his start in coaching after his playing

career at Kansas State concluded and was a student assistant with the Wildcats in 2016. He spent the 2017 at Hutchinson coaching the tight ends and inside receivers.

A native of Louisburg, Kansas, Cook played at Hutchinson for two years before transferring to Kansas State. He began his career as a walk-on before playing in 26 games with the Wildcats and making 21 starts at wide receiver, and one at quarterback. Cook caught 47 passes for 663 yards and a touchdown, and also played three games at quarterback, including starting the AutoZone Liberty Bowl against Arkansas in his final game as a collegiate player. He earned second-team All-Big 12 honors as an all-purpose player and became just the third player in Big 12 history with 100-plus yards passing, rushing and receiving yards in the same season, joining K-State's Daniel Thomas (2010) and TCU's Trevone Boykin (2013).

## The Kody Cook File

### Personal

Hometown: Louisburg, Kansas

Alma Mater: Kansas State, 2016

Education: Marketing

### Coaching History

Year	School	Position
2024	Old Dominion	Wide Receivers
2021-23	Tennessee	Assistant Wide Receivers
2017-21	Hutchinson CC	Tight Ends/Inside Receivers
2016	Kansas State	Student Assistant



# David Weeks

Tight Ends

1st Year

Seminole State College, 2018

David Weeks is in his first season as tight ends coach at Old Dominion.

Weeks spent the 2023 season as an offensive analyst at Tennessee, helping the Volunteers to a 9-4 record and 35-0 win over Iowa in the Cheez-It Citrus Bowl.

Prior to joining Tennessee, Weeks spent three seasons at Fordham, coaching the tight ends in 2021 and 2022. In 2022, Fordham led the FCS with 609 yards per game and was second in the country with 49.5 points per game.

Weeks joined Fordham after serving in various capacities at Central Florida from 2013-2019. In 2018-2019, he served as a student assistant quarterbacks coach, working with the offense directly under head coach Josh Heupel and quarterbacks coach Jeff Lebby.

In the fall of 2017, Weeks served as a student assistant tight ends coach for the Knights where he worked with the offense under head coach Scott Frost and specifically with the tight ends directly

under tight ends coach Sean Beckton. He was a member of the 2017 UCF team that won the AAC title and defeated Auburn, 34-27, in the 2018 Peach Bowl to cap a perfect 12-0 season.

He began his tenure at Central Florida as an equipment manager from 2013-2016. In his final year as equipment manager, he also worked with the wide receivers during individual periods assisting offensive coordinator Troy Walters.

Weeks is a 2018 graduate of Seminole State College in Orlando.

## The David Weeks File

### Personal

Hometown:

Alma Mater: Seminole State College, 2018

Education:

### Coaching History

Year	School	Position
2024	Old Dominion	Tight Ends
2023	Tennessee	Offensive Analyst
2020-22	Fordham	Tight Ends
2013-19	UCF	Multiple Roles





# Victor Irokansi

Defensive Line

4th Year

Oklahoma State, 2016

Victor Irokansi is in his fourth season as defensive line coach at Old Dominion.

In 2023, Irokansi led a revamped group that helped the Monarchs finish fourth in the Sun Belt in rush defense and fourth in the league in rushing touchdowns allowed. Defensive tackle Denzel Lowry started all 13 games and earned honorable mention Sun Belt honors. He led all ODU defensive linemen with 46 tackles and three sacks, while Amorie Morrison led the group with 5.5 tackles for loss.

In his second season at Old Dominion, Irokansi led a young group that improved throughout the year, led by sophomore Alonzo Ford who



earned Sun Belt honorable mention honors. Ford has started all 25 games he's played in in his ODU career, while redshirt freshman Denzel Lowry earned College Football News Freshman All-America honorable mention accolades. Sophomore Devin Brandt-Epps led the group with 5.5 tackles for loss despite missing three games due to injury.

In his first season in Norfolk, Irokansi helped build the best run defense in program history with a young group up front. True freshman Amorie Morrison earned C-USA All-Freshman honors, recording 32 tackles, 3.5 sacks and 5.5 tackles for loss. True freshman Alonzo Ford started all 13 games at defensive tackle and led all ODU defensive linemen with 38 tackles. Fellow true freshman Chazz Wallace played all 13 games and recorded 26 tackles with a pair of sacks. Sokoya McDuffie saw significant playing time for the first time in his four-year ODU career and notched 28 tackles, four sacks, and six tackles for loss. The eldest member of the group was junior Tyre Bibby, who started all 13 games and made 20 tackles, while Devin Brandt-Epps moved inside and outside as a freshman and recorded 31 tackles and five tackles for loss.

Irokansi joined ODU after spending the previous two seasons as a prospect analyst at Oklahoma State.

Prior to joining his alma mater, Irokansi was a graduate assistant coach working with the defensive line at Ole Miss.

For the 2017 season, he worked with the defensive line as a graduate assistant coach at Texas State, and prior to that was a defensive quality control coach at Eastern Illinois.

Irokansi joined the Oklahoma State coaching staff after injuries forced him to retire from playing for the Cowboys. He was a two-time Academic All-Big 12 selection and played on three teams that played in bowl games. Oklahoma State won the 2013 Heart of Dallas Bowl and 2015 Cactus Bowl, and also played in the 2014 Cotton Bowl.

He earned his bachelor's degree in sociology at Oklahoma State in 2016.

## The Victor Irokansi File

### Personal

Hometown: Pflugerville, Texas

Alma Mater: Oklahoma State, 2016

Education: Sociology

### Coaching History

Year	School	Position
2021-Present	Old Dominion	Defensive Line
2019-20	Oklahoma State	Defensive Line Prospect Analyst
2018-19	Ole Miss	Defensive Line Graduate Assistant
2017-18	Texas State	Defensive Line Graduate Assistant
2017	Eastern Illinois	Defensive Line Graduate Assistant
2015-16	Oklahoma State	Defensive Line Student Assistant



# Tony Lucas

Offensive Recruiting Coordinator/Running Backs  
4th Year/5th Overall  
Columbia, 2003

Tony Lucas enters his fifth season overall coaching the running backs at Old Dominion.

Lucas and the 2023 ODU running back group entered the year with a combined 230 rushing yards. The duo of Keshawn Wicks and Kadarius Calloway became the go-to on the offense as they combined for 1,212 yards and eight touchdowns. When the two battled injuries, Devin Roche and Obie Sanni picked up the slack rushing for more than 75 yards in a pair of games and ripping off a 67-yard touchdown run in the bowl-clinching win over Georgia State. True freshman Devin Roche also added a burst with 182 yards, including a game-high 86 yards against Wake Forest.

Calloway tied a school record averaging 7.1 yards per carry and rushed for 236 yards on just 11 carries at Marshall. He scored on touchdown runs of 69, 70 and 75 yards. It was one of two 100-yard games for Calloway, while Wicks notched his first career 100-yard game in the win over Louisiana.

The 2022 season saw Lucas help running back Blake Watson become the third player in ODU history to lead the team in rushing in back-to-back years, joining Ray Lawry and Kesean Strong. Watson finished fifth in the Sun Belt Conference with 83.5 yards per game and sixth in the league with 918 yards. He placed 31st in the country and third in the league with 5.81 yards per carry. Watson had three, 100-yard games on the year, including a single-game school record 259 yard performance



in ODU's 49-21 win at Coastal Carolina.

Lucas coached Blake Watson to ODU's first 1,000-yard rushing season in five years and just the third in program history. A wide receiver turned running back, Watson rushed for 1,112 yards on a school record 215 carries. Lucas also helped develop a 1-2 punch with Watson and Elijah Davis, who rushed for 562 yards on 105 carries and six touchdowns. A third running back, true freshman Jon-Luke Peaker, gave ODU three backs on the season that had at least one 100-yard rushing game. Watson recorded six, including a school record five-straight, 100-yard games.

Watson finished fifth in Conference USA in rushing, 22nd in the country in yards per game and 36th in the country in rushing yards. He earned C-USA honorable mention honors and was named first-team All-state.

He spent the 2019 season coaching running backs and was the special teams coordinator at Elon.

Prior to that, he spent a pair of seasons at Temple, coaching the Owls' all-time leading rusher, Ryquell Armstead. Lucas coached Armstead to first-team All-AAC honors in 2018 and he played in the 2019 Reese's Senior Bowl. Armstead was drafted in the fifth round by the Jacksonville Jaguars.

Lucas spent four seasons at Delaware, coaching the running backs and was the recruiting coordinator. In his four years with the Blue Hens, they averaged more than 5.0 yards per carry every year, and he coached four All-CAA running backs, including current Detroit Lion, Wes Hills.

Prior to his time at Delaware, Lucas coached the running backs and was the recruiting coordinator at Georgetown. In both of his seasons at Georgetown, Lucas coached an all-conference running back.

After graduating from Columbia University, Lucas began his coaching career as a graduate assistant at Trinity College (Conn.) before moving on to Bowling Green as the defensive quality control coach.

Lucas and his wife, Natasha, have a daughter, Sage.

## The Tony Lucas File

### Personal

Hometown: Bloomfield, Conn.  
Alma Mater: Columbia, 2003  
Education: Economics

### Coaching History

Year	School	Position
2020-Present	Old Dominion	Offensive Recruiting Coord./Running Backs
2019	Elon	Special Teams Coordinator/Running Backs
2017-18	Temple	Running Backs
2013-16	Delaware	Recruiting Coordinator/Running Backs
2011-12	Georgetown	Recruiting Coordinator/Running Backs
2010	Bowling Green	Defensive Quality Control
2008-09	Trinity College (Conn.)	GA/Outside Linebackers





# Remington Rebstock

Assistant Defensive Coordinator/Safeties  
4th Year/ 5th Overall  
Kansas State, 2011

Remington Rebstock is in his fifth season overall coaching the safeties at Old Dominion.

In his fourth season in Norfolk, Rebstock led a veteran group of safeties, including Sun Belt honorable mention winners Shawn Asbury and Terry Jones. Jones finished 26th in the country in tackles per game and finished with 107 on the year. Jones and Asbury combined for 200 stops on the year, with Asbury adding 93 tackles. Reserve safety Markus Knight played in passing downs and led the Monarchs in interceptions with two and also recovered a fumble.

Rebstock helped senior safety R'Tarriun to Sun Belt Conference honorable mention honors, as Johnson finished second on the team with 88 tackles, a pair of sacks and an interception. In total, four

safeties recorded interceptions on the year, while Terry Jones tied for the team lead with two interceptions.

Johnson, Jones and Robert Kennedy finished second, third and fifth, respectively, on the team in tackles while Jones tied for fourth with 5.5 tackles for loss.

In 2021, Rebstock helped lead the way for the safeties to put their mark on the ODU defense. In his first year as a starter, R'Tarriun Johnson finished second on the team with 91 tackles and tied for the team lead with two interceptions and earned all-conference honors. He tied for the team lead in interceptions with fellow safety, Joe Joe Headen. Headen, like Johnson, started 12-of-13 games and finished the year with 58 tackles and the two picks. He finished his career second in ODU history with 21 pass breakups. Mid-way through the season Terry Jones developed into a force at safety. Through the first five games of the season, Jones had four tackles. He finished the season with 65 stops as well as blocked a kick.

The previous two years he coached the secondary at UTEP. He led the cornerbacks in 2018 and coached current Miami Dolphins starter Nik Needham.

Prior to UTEP, he spent three years as a defensive graduate assistant at Oklahoma State, helping in the secondary. While with the Cowboys he went to three bowl games and contributed to OSU's three-straight 10-win seasons.

He began his coaching career in 2009 as a student assistant at Kansas State and was later a graduate assistant and co-director of recruiting for the Wildcats.

He and his wife, Alex, live in Norfolk. Alex was an assistant softball coach at UTEP for two seasons.



## The Remington Rebstock File

### Personal

Hometown: El Dorado, Kan.  
Alma Mater: Kansas State, 2011  
Education: Economics

### Coaching History

Year	School	Position
2020-Present	Old Dominion	Assistant Defensive Coord./Safeties
2019	UTEP	Secondary
2018	UTEP	Cornerbacks
2015-17	Oklahoma State	GA/Secondary
2012-14	Kansas State	GA/Defensive Backs
2010-11	Kansas State	Student Assistant/Defensive Line/LBs



# Alex Huettel

Offensive Line

2nd Year

Bowling Green, 2015

Alex Huettel is in his second season as the offensive line coach at Old Dominion.

In his first season in Norfolk, Huettel coached an offensive line that saw four players start all 13 games and the fifth miss just one game. Huettel led a group that was anchored by a player of seniors that began their ODU careers as walk-ons in center Xavier Black and Leroy Thomas. Left guard Stephon Dubose-Bourne started all 13 games in his first season as a starter and Santana Saunders started four games and left tackle and nine at right tackle in his first year as a full-time starter.

Huettel comes to ODU from Fordham University where he was the Offensive Line/Run Game Coordinator. In 2022, Fordham led the FCS and had the second-best offense in FCS history with 609 yards per game and ranked second in the country with 49.5 points per game. The offensive line helped paved the way, averaging 196.5 rushing yards per game. Among that offensive line, three players earned All-Patriot League honors, while senior Phil Saleh earned second-team All-America honors.

In the Spring of 2021, the Fordham offensive line helped the Rams lead the Patriot League and rank 17th in the FCS, in scoring averaging 31.7 points/game. The Rams offense also led the league and were

14th in the country in total offense (433.3 yards/game).

The 2021 Fordham offensive line was led by consensus All-American Nick Zakelj, who earned a spot in the 2022 Reese's Senior Bowl. Zakelj was drafted in the fifth round by the San Francisco 49ers. He was joined by Phil Saleh in receiving First Team All-Patriot League honors in both the Spring & Fall season.

Huettel arrived at Fordham after working with the University of Cincinnati football program in 2019 where he served as a graduate assistant, working with the offensive line. The Bearcats went 11-3 in 2019, 7-1 in the American Athletic Conference, and fell to #17 Memphis in the AAC Championship game. Cincinnati then defeated Boston College, 38-6, in the TicketSmarter Birmingham Bowl and finished ranked 21st in the nation.

Prior to Cincinnati, Huettel served as the offensive line coach at Gannon University (Division II, Pa.) in 2018. His responsibilities included developing run and pass protection techniques with the offensive line and tight ends. Behind the offensive line, the Knights rushed for 2,173 yards (197.5 yards/game) that fall.

Huettel got his start in coaching as an offensive graduate assistant at Bowling Green University from 2016-2017.



The Pickerington, Ohio, native was a standout offensive lineman for Bowling Green from 2011-2015. A two-time MAC champion, Huettel started a program-record 55 consecutive games after redshirting in 2011. He was the anchor of an offensive line that helped Bowling Green set program records in points (591), first downs (389), passing yards (5,135), total yardage (7,655) and total offensive touchdowns (81) in 2015. Huettel earned All-MAC honors three times (2013-15) and Phil Steele first-team All-America accolades as a senior.

A team captain during his final two seasons, the right guard was selected to play in the 2016 East-West Shrine Game. He was also invited to minicamp for the NFL's New York Giants in 2016.

Huettel earned a bachelor's degree in human development and family service from Bowling Green in 2015. He and his wife, Danielle, have a son, Boone.

## The Alex Huettel File

### Personal

Hometown: Pickerington, Ohio

Alma Mater: Bowling Green, 2015

Education: Human Development and Family Service

### Coaching History

Year	School	Position
2023-Present	Old Dominion	Offensive Line
2020-22	Fordham	Offensive Line/Run Game Coordinator
2019	Cincinnati	GA/Offensive Line
2018	Gannon	Offensive Line
2016-17	Bowling Green	GA/Offensive Line





# Tarron Williams

Cornerbacks

2nd Year

Gardner-Webb, 2009

Tarron Williams is in his second season as cornerbacks coach at Old Dominion.

In his first season coaching the ODU corners, Williams helped LaMareon James earn Sun Belt honorable mention accolades. All three cornerbacks that started games for the Monarchs had one interception, while James recovered four fumbles and scored a pair of touchdowns, one on an interception and one on a fumble return, in the game against Wake Forest. Nolan Johnson started nine games and had an interception while junior college transfer Rasheed Reason recorded four starts and notched an interception.

Williams comes to ODU after spending the previous two seasons as the cornerbacks coach and defensive pass game coordinator at Richmond. Williams helped the Spiders to a 9-4 record this season as Richmond advanced to the second round of the FCS playoffs before losing to No. 2 seed Sacramento State.

Richmond finished in the Top-20 in defense in points allowed, first downs allowed, third down defense, turnover margin, total defense

and defensive touchdowns. All three touchdowns scored by the defense were scored by defensive backs.

Williams helped the 2021 Spiders defense to a Top-15 finish in third and fourth down defense, along with Top-25 places in scoring defense, defensive touchdowns and tackles for loss.

Prior to joining Richmond, he spent two years at East Carolina as the Director of Player Development and worked with the cornerbacks. He helped coach Jaquan McMillian to all-conference honors.

Prior to ECU, Williams spent a season as the cornerbacks coach at VMI. He recruited 2019 Freshman All-American Aljareek Malry and coached Freshman All-American cornerback Collin Loftis in 2018.

Williams spent two years at James Madison working first as a defensive quality control coach in 2016 and the assistant defensive line coach in 2017. He was part of the Dukes' 2016 National Championship team helping out with the safeties and the 2017 FCS Championship runner-up team where he focused on in-state recruiting.

Williams coached three years at Lenoir-Rhyne (2010-12) as a graduate assistant. He helped the Bears win back-to-back South Atlantic Conference titles during his time. He earned a master's degree in community counseling with school licensure from Lenoir-Rhyne in 2012.

Williams initiated his coaching career as a student assistant coach at Gardner-Webb during the spring of 2009 before accepting his first full-time position as defensive backs coach at Darlington (S.C.) High School.

A three-year starter in the secondary at Gardner-Webb, Williams excelled in the classroom with two selections to the Big South Conference Presidential Honor Roll. Additionally, he won the Atlantic Sun Outdoor 100-meter championships in 2006. He earned his bachelor's degree in psychology from GWU in 2009.



## The Tarron Williams File

### Personal

Hometown: Orangeburg, S.C.

Alma Mater: Gardner-Webb, 2009

Education: Psychology

### Coaching History

Year	School	Position
2023-Present	Old Dominion	Cornerbacks
2021-22	Richmond	Cornerbacks
2019-20	East Carolina	Cornerbacks/Player Development
2018	VMI	Cornerbacks
2016-17	James Madison	Quality Control/Asst. Defensive Line
2010-12	Lenoir-Rhyne	Defensive Backs Graduate Assistant
2009	Darlington HS	Defensive Backs



## Tristin Iannone

Director of Operations

5th Year

Penn State, 2019

Tristin Iannone is in his fifth season at Old Dominion and his second as the director of operations.

Iannone handles the day-to-day operations for the football program and is responsible for the Monarchs travel when they are on the road.

Iannone came to ODU in the spring of 2020 as the assistant director of football operations.

In 2022 he transitioned into the director of player personnel in charge of recruiting before going back to the operations side in the spring of 2023.

Iannone comes to ODU after spending one season

as an operations assistant at Penn State. He assisted with the day-to-day operations for the Nittany Lions. Among his duties was to update the travel manifest, help plan team meals and events, and deliver tours of the Penn State football facilities.

He graduated Penn State in December 2019, with a degree in recreation, parks and tourism management.

He and his wife, Rachel, reside in Norfolk.







## Chad Snodgrass

Director of Sports Performance

3rd Year

West Virginia, 2011

Chad Snodgrass is in his third season as director of sports performance at Old Dominion.

Before coming to ODU, Snodgrass spent his entire career at his alma mater, West Virginia as a strength and conditioning coach. For the previous seven seasons he has been an assistant strength and conditioning coach working exclusively with the football team. The Mountaineers played a bowl game in eight of Snodgrass's nine seasons as a full-time strength and conditioning coach.

He began his career as a strength and conditioning graduate assistant, working with the

football and women's soccer teams.

Snodgrass played on the offensive line at West Virginia, spending time at guard and tackle, from 2007-11.





# Two-Time All-American: Jason Henderson



**Henderson 2023 Honors:** First-Team All-America (Walter Camp, The Sporting News, Action Network, College Football News, Hero Sports Group of Five), Second-Team All-America (FWAA, AP, USA Today, ESPN, CBS Sports, Phil Steele, The Athletic) ... First-Team All-Sun Belt Conference ... Touchdown Club of Richmond Linebacker of the Year ... Bednarik Award Semifinalist.

**Henderson 2022 Honors:** Second-team All-America (FWAA, USA Today, Fox Sports, USA Today), third-team All-American by the Associated Press ... First-team All-Sun Belt ... Touchdown Club of Richmond Linebacker of the Year ... Bednarik Award Semifinalist.



## Henderson National Leaderboard

436 tackles are the most by an active player in college football - 142 tackles away from breaking the FBS record set by Troy's Carlton Martial

2023: No. 1 in tackles per game

2023: No. 3 in TFL's per game

2023: 11 double-digit tackle games.

Most in the country

2023: Second most tackles in a season in ODU and Sun Belt history

2022: No. 1 in tackles per game

2022: 11 double-digit tackle games.

Most in the country

2022: Sun Belt and ODU single-season record for tackles (186)





# 2024 Schedule

<b>Date</b>	<b>Opponent</b>	<b>Location</b>	<b>Time (ET)</b>
8/31	at South Carolina	Columbia, S.C.	4:15 p.m.
<b>9/7</b>	<b>East Carolina^</b>	<b>Norfolk, Va.</b>	<b>6 p.m.</b>
<b>9/14</b>	<b>Virginia Tech</b>	<b>Norfolk, Va.</b>	<b>6 p.m.</b>
9/28	at Bowling Green	Bowling Green, Ohio	5 p.m.
10/5	at Coastal Carolina*	Conway, S.C.	TBA
10/12	at Georgia State*	Atlanta, Ga.	TBA
<b>10/19</b>	<b>Texas State*@</b>	<b>Norfolk, Va.</b>	<b>TBA</b>
<b>10/24</b>	<b>Georgia Southern*!</b>	<b>Norfolk, Va.</b>	<b>7 p.m.</b>
11/2	at App State*	Boone, N.C.	TBA
<b>11/16</b>	<b>James Madison*#</b>	<b>Norfolk, Va.</b>	<b>TBA</b>
<b>11/23</b>	<b>Marshall*&amp;</b>	<b>Norfolk, Va.</b>	<b>TBA</b>
11/30	at Arkansas State*	Jonesboro, Ark.	TBA

Sun Belt Conference Opponent\*  
 Family Weekend#  
 Homecoming@  
 Community Day^  
 Military Appreciation!  
 Oyster Bowl&  
 All times Eastern



# 2024 ODU Football Roster

## Numerical

No.	Name	Pos.	Ht.	Wt.	Cl.	Exp.	Hometown/High School/Previous School
0	Diante Vines	WR	6-0	198	Sr.	TR	Danbury, Conn./Taft School/Iowa
0	Angelo Rankin Jr.	CB	5-9	185	Sr.	TR	Wichita, Kan./Edmond Santa Fe/Richmond
1	Isiah Paige	WR	5-8	161	Sr.	3L	Richmond, Va./Varina
1	EJ Green	LB	6-1	220	R-Sr.	2L	Williamsburg, Va./Lafayette
2	Colton Joseph	QB	6-2	200	R-Fr.	RS	Newport Beach, Calif./Newport Harbor
2	Patrick Smith-Young	S	5-9	190	R-So.	TR	Missouri City, Texas/Fort Bend Clements/North Texas
3	Devin Roche	RB	5-7	166	R-Fr.	RS	Baltimore, Md./Dunbar
3	Mario Easterly	S	6-0	189	R-So.	1L	York, Pa./Bishop McDevitt
4	Bryce Duke	RB	6-0	210	Jr.	TR	Leesburg, Va./Tuscarora/Virginia Tech
4	Amorie Morrison*	DE	6-4	260	R-Jr.	2L	Virginia Beach, Va./Salem
5	Aaron Young	RB	5-10	203	Sr.	TR	Coatesville, Pa./Coatesville/Rutgers
5	Jahron Manning	S	5-10	185	Jr.	JC	New Orleans, La./Brother Martin/Copiah-Lincoln
6	Kelby Williams	WR	6-2	185	Jr.	1L	Houston, Texas/Manvel/Trinity Valley
6	Rasheed Reason	CB	5-10	175	Sr.	1L	Vallejo, Calif./Vallejo/Diablo Valley College
7	Grant Wilson	QB	6-3	217	R-Jr.	1L	Arlington, Va./Yorktown/Fordham
7	Will Jones II	S	5-9	191	Sr.	TR	Mansfield, Texas/Mansfield Summit/South Florida
8	Myles Alston	WR	6-1	181	R-Jr.	SQ	Virginia Beach, Va./Ocean Lakes/Pittsburgh
8	Denzel Lowry	DT	6-1	280	R-Jr.	2L	Virginia Beach, Va./Landstown
9	Jalen Butler	TE	6-4	243	Jr.	1L	Chicago, Ill./Niles North/Trinity Valley
9	Jordan Holmes	CB	5-11	170	R-Fr.	RS	Titusville, Fla./Cocoa
10	Quinn Henicle	QB	6-2	190	Fr.	HS	Downingtown, Pa./Downingtown West
10	Koa Naotala	LB	5-11	227	R-So.	1L	Newport News, Va./Woodside
11	Dominic Dutton	WR	5-10	168	R-Jr.	1L	Glen Allen, Va./Glen Allen/South Carolina
11	Ny'Len Ramon Jones	LB	6-0	227	Jr.	JC	Kenner, La./Madison Prep/Hutchinson CC
12	TJ Lott	WR	5-11	165	R-Fr.	RS	Pahokee, Fla./Inlet Grove Community
12	Jerome Carter	S	6-1	190	Fr.	HS	Lake City, Fla./Columbia HS
13	Demariyon Houston	WR	5-10	180	Sr.	TR	Oklahoma City, Okla./Millwood/Missouri
13	Jed Olotu-Judah	S	6-0	185	Fr.	HS	Katy, Texas/Katy
14	Emmett Morehead	QB	6-5	225	R-Jr.	TR	Woodside, Calif./Episcopal/Boston College
15	Pat Conroy	TE	6-2	235	Sr.	TR	Reading, Mass./Reading Memorial/Merrimack
15	Ashton Whitner	S	5-11	198	R-So.	1L	Greenville, S.C./Greenville/Georgia Southern
16	Holden Brown	QB	6-1	200	Fr.	HS	Greenwich, Conn./St. Luke's
16	Khian'Dre Harris	CB	5-10	171	R-Jr.	1L	Fairless, Pa./Conwell Egan Catholic
17	Na'eem Abdul-Rahim Gladding	WR	6-0	190	Fr.	HS	Brooklyn, N.Y./Stone Bridge (Va.)
18	Fidel Pitts	WR	6-0	190	Jr.	JC	Stockton, Calif./Lincoln/San Mateo
18	Mario Thompson	LB	6-0	220	So.	1L	Richmond, Va./Trinity Episcopal
19	Jaylen Pretlow	WR	5-9	175	R-Fr.	RS	Williamsburg, Va./Lafayette
19	Jeremy Mack Jr.	S	5-10	190	R-Jr.	RS	Clinton, Miss./Clinton/Colorado
20	Langston Williams	CB	5-10	175	R-Jr.	TR	Aurora, Colo./Eaglecrest/Colorado State
21	Zion Frink	S	6-0	190	R-Fr.	RS	Chesapeake, Va./Wake Forest HS (NC)
22	Maurki James	RB	6-0	190	Fr.	HS	Lincoln, Del./Cape Henlopen
22	Justin McKithen	CB	5-10	160	Sr.	TR	Savannah, Ga./New Hampstead/Florida Atlantic
23	Dywan Griffin	CB	5-11	170	R-Sr.	TR	New Orleans, La./Landry-Walker/UTSA
24	Dirrick Goodman	LB	6-1	205	Fr.	HS	Florence, S.C./South Florence
25	Brandon Crutchfield	CB	5-10	165	Fr.	HS	Wake Forest, N.C./Heritage
26	Tariq Sims	RB	5-10	184	R-Jr.	2L	Leesburg, Va./Loudoun County
26	JC Cloutier	S	5-10	189	R-Fr.	RS	Quebec, Canada/Episcopal (Va.)
27	Ryan Ramey	CB	5-10	182	So.	1L	Missouri City, Texas/Ridge Point
28	Chris Boykins	DB	5-10	165	Fr.	HS	Fresno, Texas/Lamar HS
29	Markus Knight	S	6-0	181	R-Jr.	1L	Tallahassee, Fla./Lincoln/Independence CC
30	Jordan Saunders	CB	5-10	184	R-Fr.	RS	Montross, Va./Westmoreland
31	Michael Devereaux	LB	6-1	235	Jr.	TR	El Reno, Okla./El Reno/NE Oklahoma A&M
32	Ja'Mez Drummer	LB	6-1	226	R-Jr.	RS	Sanford, Fla./Seminole/Hutchinson
33	Daevon Iles	S	5-11	175	Fr.	HS	Port Arthur, Texas/Memorial
34	Jahleel Culbreath	DE	6-2	221	R-So.	1L	Virginia Beach, Va./Ocean Lakes
35	Zach Hagedon	S	5-11	193	R-Fr.	RS	Charleston, S.C./Oceanside Collegiate Academy
36	Quedrion Miles	CB	6-0	177	R-So.	TR	Virginia Beach, Va./Green Run/Virginia State
37	Caleb Bishop	CB	5-10	170	Fr.	HS	Richmond, Va./Meadowbrook
38	Kesean Henderson	LB	6-0	180	Fr.	HS	Hopewell, Va./Hopewell
39	Ricardo Underwood	S	5-11	175	Fr.	HS	Hampton, Va./Phoebus
40	Troy Marquez	RB	5-9	190	Fr.	HS	Ashburn, Va./Stone Bridge
41	Gage Sawyers	LB	6-1	190	R-Fr.	RS	Bluefield, Va./Graham
42	Jason Henderson	LB	6-1	225	Sr.	3L	Dingmans Ferry, Pa./Delaware Valley HS
43	Kris Trinidad	DE	6-5	270	R-Jr.	2L	Richmond, Va./Lloyd C. Bird
44	AJ Ashworth	LB	6-0	210	Fr.	HS	Galax, Va./Galax
45	Brock Walters	LS	6-1	233	So.	1L	Kailua Kona, Hawaii/Winter Park (Fla.)
47	Ethan Chang	K	5-10	180	Sr.	TR	Falls Church, Va./Marshall HS/Mississippi State
50	Chris Forbes	DL	6-3	280	Fr.	HS	Upper Marlboro, Md./Bullis
51	Michael Flores	OL	6-3	310	R-Sr.	SQ	Arlington, Texas/All Saints Episcopal/Dartmouth
52	Jonathan Baciaglupi	DL	6-1	257	Jr.	TR	Purcellville, Va./Loudon Valley/Butte College



# 2024 ODU Football Roster

## Numerical

No.	Name	Pos.	Ht.	Wt.	Cl.	Exp.	Hometown/High School/Previous School
53	Idrissa Kamara	DL	6-1	260	Fr.	HS	Alexandria, Va./West Potomac
54	Jackson Banks	DT	6-2	262	So.	TR	Broxton, Ga./Coffee County/Miss. Gulf Coast
55	Maarten Woudsma	OL	6-5	292	R-So.	1L	Amersfoort, Netherlands/Oscar Smith (Va.)
56	Jaylon White-McClain	DE	6-4	254	R-So.	1L	Virginia Beach, Va./Kempsville
57	Ryan Harvey	LS	5-11	220	R-Sr.	SQ	Ashburn, Va./Stone Bridge/Towson
58	Stephon Dubose-Bourne	OL	6-4	314	R-Jr.	2L	Chesapeake, Va./Indian River
59	Caleb Bryant	OL	6-7	305	R-Fr.	RS	Philadelphia, Pa./Camden (N.J.)
60	Spencer Dow	OL	6-3	311	R-Fr.	RS	Park Ridge, Ill./Maine South
61	Jack Scala	OL	6-5	305	R-Fr.	RS	Frisco, Texas/Frisco
62	Billy Gough	OL	6-2	270	R-Jr.	TR	Glen Allen, Va./Heritage/UVA Wise
63	Emile Beaulieu	OL	6-3	310	Fr.	HS	Woodberry Forest, Va./Woodberry Forest
64	Zach Barlev	OL	6-3	315	Jr.	TR	Bolingbrook, Ill./Plainfield East/Illinois
65	Exodus Anderson	OL	6-3	280	Fr.	HS	Herndon, Va./Herndon
66	Landon Harris	OL	6-4	280	Fr.	HS	King George, Va./King George
67	Kainan Miller	OL	6-4	299	R-Fr.	RS	Crozet, Va./Western Albemarle
68	Jadon Furubotten	OL	6-5	310	Jr.	JC	Temecula, Calif./Chaparral/Riverside
70	Rick Moore	OL	6-6	300	R-Jr.	TR	Los Gatos, Calif./Los Gatos/Boise State
71	Santana Saunders*	OL	6-5	300	Sr.	3L	Upper Marlboro, Md./Charles Herbert Flowers
72	Colin Henrich	OL	6-3	305	R-Sr.	TR	Leesburg, Va./IMG Academy/Georgia State
73	Connor Drake	OL	6-6	315	R-Fr.	RS	Charlotte, N.C./Providence
74	Anthony Patt	OL	6-5	310	R-Jr.	TR	San Marcos, Calif./San Marcos/Arizona
75	Skyler Grant	OL	6-3	285	R-Jr.	1L	Fredericksburg, Va./Riverbend
75	Lorenzo McFadden-Pressley	DL	6-0	280	Fr.	HS	Lake City, S.C./Lake City
76	Josh Schuetzmann	OL	6-7	300	Fr.	HS	Montreal, Canada/MacDonald
77	Keanon McNally	OL	6-9	328	R-So.	SQ	Kearney, Mo./Kearney/Tulane
78	Elijah Hoskin	OL	6-3	298	R-Jr.	1L	Culpeper, Va./Eastern View
79	Theo Bachelder	OL	6-6	305	Fr.	HS	Marblehead, Mass./Hun School
80	DJ Chandler II	TE	6-5	245	Jr.	1L	Woodbridge, Va./Colgan/Virginia Union
84	A'Quan Dunbar	TE	6-6	221	R-Fr.	RS	Belton, Mo./Shawnee Mission South (Kan.)
85	Dallas Sims	WR	6-3	195	R-Fr.	TR	Winnipeg, Manitoba, Canada/Clearwater Acad./Minnesota
86	Kyle Miller	WR	5-11	187	So.	JC	Downey, Calif./Warren/Long Beach City College
87	Trey Lancaster	TE	6-3	225	Sr.	SQ	Chesapeake, Va./Grassfield/Christopher Newport
88	Quincy Ehuman	DE	6-5	225	Fr.	HS	Alexandria, Va./Edison
89	Nate Hartmann	TE	6-4	245	So.	TR	Virginia Beach, Va./Kellam/Newberry
90	DeAndre Lynch	DL	6-3	312	R-Fr.	RS	Rocky Mount, N.C./Rocky Mount
91	Ricardo Williams Jr.	DT	6-2	294	Sr.	TR	Jackson, Miss./Provine/Georgia State
92	Ethan Sanchez	K	5-9	192	Jr.	2L	Dallas, Ga./North Paulding
93	Nathaniel Eichner	K	5-9	162	R-So.	RS	Trinity, Fla./East Lake/Alabama State
94	Brandon Richards	LS	6-0	212	Sr.	1L	Yorktown, Va./Tabb/Hampton
95	Ahmaad Foster	DL	6-5	260	Fr.	HS	Chester, Pa./Salesianum (Del.)
96	Ian Brandt	P	6-2	195	R-Fr.	RS	State College, Pa./State College Area
97	Seamus Hall	P	6-2	200	Sr.	TR	Walla Walla, Wash./Walla Walla/Sioux Falls
98	Christopher Spencer	DE	6-6	280	R-So.	SQ	Burgaw, N.C./Pender
99	Cole Daniels	DT	6-0	310	Jr.	1L	Sumrall, Miss./Sumrall/Mississippi Gulf Coast

\*At ODU in 2020

### Coaching Staff

**Head Coach:** Ricky Rahne

**Offensive Coordinator/Quarterbacks:** Kevin Decker

**Defensive Coordinator/Inside Linebackers:** Blake Seiler

**Special Teams Coordinator/Outside Linebackers:** Kevin Smith

**Wide Receivers:** Kody Cook

**Offensive Line:** Alex Huettel

**Running Backs/Assistant Head Coach:** Tony Lucas

**Tight Ends:** David Weeks

**Safeties/Assistant Defensive Coordinator:** Remington Rebstock

**Cornerbacks/Defensive Recruiting Coordinator:** Tarron Williams

**Defensive Line:** Victor Irokansi

**GA:** Matt Crisafulli (Offense)

**GA:** Cullen McCarty (Offensive Line)

**GA:** Jordan Young (Linebackers)

**Director of Sports Performance:** Chad Snodgrass

**Director of Operations:** Tristin Iannone

**Assistant Director of Operations:** Zack DeThomasis

**Director of Player Personnel:** Kyle Pollock

**Director of Creative Services:** Brandon McLean

# 2024 ODU Football Roster

## Alphabetical

No.	Name	Pos.	Ht.	Wt.	Cl.	Exp.	Hometown/High School/Previous School
17	Na'eem Abdul-Rahim Gladding	WR	6-0	190	Fr.	HS	Brooklyn, N.Y./Stone Bridge (Va.)
8	Myles Alston	WR	6-1	181	R-Jr.	SQ	Virginia Beach, Va./Ocean Lakes/Pittsburgh
65	Exodus Anderson	OL	6-3	280	Fr.	HS	Herndon, Va./Herndon
44	AJ Ashworth	LB	6-0	210	Fr.	HS	Galax, Va./Galax
79	Theo Bachelder	OL	6-6	305	Fr.	HS	Marblehead, Mass./Hun School
52	Jonathan Baciaglupi	DL	6-1	257	Jr.	TR	Purcellville, Va./Loudon Valley/Butte College
54	Jackson Banks	DT	6-2	262	So.	TR	Broxton, Ga./Coffee County/Miss. Gulf Coast
64	Zach Barlev	OL	6-3	315	Jr.	TR	Bolingbrook, Ill./Plainfield East/Illinois
63	Emile Beaulieu	OL	6-3	310	Fr.	HS	Woodberry Forest, Va./Woodberry Forest
37	Caleb Bishop	CB	5-10	170	Fr.	HS	Richmond, Va./Meadowbrook
28	Chris Boykins	DB	5-10	165	Fr.	HS	Fresno, Texas/Lamar HS
96	Ian Brandt	P	6-2	195	R-Fr.	RS	State College, Pa./State College Area
16	Holden Brown	QB	6-1	200	Fr.	HS	Greenwich, Conn./St. Luke's
59	Caleb Bryant	OL	6-7	305	R-Fr.	RS	Philadelphia, Pa./Camden (N.J.)
9	Jalen Butler	TE	6-4	243	Jr.	1L	Chicago, Ill./Niles North/Trinity Valley
12	Jerome Carter	S	6-1	190	Fr.	HS	Lake City, Fla./Columbia HS
80	DJ Chandler II	TE	6-5	245	Jr.	1L	Woodbridge, Va./Colgan/Virginia Union
47	Ethan Chang	K	5-10	180	Sr.	TR	Falls Church, Va./Marshall HS/Mississippi State
26	JC Cloutier	S	5-10	189	R-Fr.	RS	Quebec, Canada/Episcopal (Va.)
15	Pat Conroy	TE	6-2	235	Sr.	TR	Reading, Mass./Reading Memorial/Merrimack
25	Brandon Crutchfield	CB	5-10	165	Fr.	HS	Wake Forest, N.C./Heritage
34	Jahleel Culbreath	DE	6-2	221	R-So.	1L	Virginia Beach, Va./Ocean Lakes
99	Cole Daniels	DT	6-0	310	Jr.	1L	Sumrall, Miss./Sumrall/Mississippi Gulf Coast
31	Michael Devereaux	LB	6-1	235	Jr.	TR	El Reno, Okla./NE Oklahoma A&M
60	Spencer Dow	OL	6-3	311	R-Fr.	RS	Park Ridge, Ill./Maine South
73	Connor Drake	OL	6-6	315	R-Fr.	RS	Charlotte, N.C./Providence
32	Ja'Mez Drummer	LB	6-1	226	R-Jr.	RS	Sanford, Fla./Seminole/Hutchinson
58	Stephon Dubose-Bourne	OL	6-4	314	R-Jr.	2L	Chesapeake, Va./Indian River
4	Bryce Duke	RB	6-0	210	Jr.	TR	Leesburg, Va./Tuscarora/Virginia Tech
84	A'Quan Dunbar	TE	6-6	221	R-Fr.	RS	Belton, Mo./Shawnee Mission South (Kan.)
11	Dominic Dutton	WR	5-10	168	R-Jr.	1L	Glen Allen, Va./Glen Allen/South Carolina
3	Mario Easterly	S	6-0	189	R-So.	1L	York, Pa./Bishop McDevitt
88	Quincy Ehuman	DE	6-5	225	Fr.	HS	Alexandria, Va./Edison
93	Nathaniel Eichner	K	5-9	162	R-So.	RS	Trinity, Fla./East Lake/Alabama State
51	Michael Flores	OL	6-3	310	R-Sr.	SQ	Arlington, Texas/All Saints Episcopal/Dartmouth
50	Chris Forbes	DL	6-3	280	Fr.	HS	Upper Marlboro, Md./Bullis
95	Ahmaad Foster	DL	6-5	260	Fr.	HS	Chester, Pa./Salesianum (Del.)
21	Zion Frink	S	6-0	180	R-Fr.	RS	Chesapeake, Va./Wake Forest HS (NC)
68	Jadon Furbotten	OL	6-5	310	Jr.	JC	Temecula, Calif./Chaparral/Riverside
24	Dirrick Goodman	LB	6-1	205	Fr.	HS	Florence, S.C./South Florence
62	Billy Gough	OL	6-2	270	R-Jr.	TR	Glen Allen, Va./Heritage/UVA Wise
75	Skyler Grant	OL	6-3	285	R-Jr.	1L	Fredericksburg, Va./Riverbend
1	EJ Green	LB	6-1	220	R-Sr.	2L	Williamsburg, Va./Lafayette
23	Dywan Griffin	CB	5-11	170	R-Sr.	TR	New Orleans, La./Landry-Walker/UTSA
35	Zach Hagedon	S	5-11	193	R-Fr.	RS	Charleston, S.C./Oceanside Collegiate Academy
97	Seamus Hall	P	6-2	200	Sr.	TR	Walla Walla, Wash./Walla Walla/Sioux Falls
16	Khian'Dre Harris	CB	5-10	171	R-Jr.	1L	Fairless, Pa./Conwell Egan Catholic
66	Landon Harris	OL	6-4	280	Fr.	HS	King George, Va./King George
89	Nate Hartmann	TE	6-4	245	So.	TR	Virginia Beach, Va./Kellam/Newberry
57	Ryan Harvey	LS	5-11	220	R-Sr.	SQ	Ashburn, Va./Stone Bridge/Towson
42	Jason Henderson	LB	6-1	225	Sr.	3L	Dingmans Ferry, Pa./Delaware Valley HS
38	Kesean Henderson	LB	6-0	180	Fr.	HS	Hopewell, Va./Hopewell
10	Quinn Henicle	QB	6-2	190	Fr.	HS	Downingtown, Pa./Downington West
72	Colin Henrich	OL	6-3	305	R-Sr.	TR	Leesburg, Va./IMG Academy/Georgia State
9	Jordan Holmes	CB	5-11	170	R-Fr.	RS	Titusville, Fla./Cocoa
78	Elijah Hoskin	OL	6-3	298	R-Jr.	1L	Culpeper, Va./Eastern View
13	Demariyon Houston	WR	5-10	180	Sr.	TR	Oklahoma City, Okla./Millwood/Missouri
33	Daevon Iles	S	5-11	175	Fr.	HS	Port Arthur, Texas/Memorial
22	Maurki James	RB	6-0	190	Fr.	HS	Lincoln, Del./Cape Henlopen
7	Will Jones II	S	5-9	185	Sr.	TR	Mansfield, Texas/Mansfield Summit/South Florida
2	Colton Joseph	QB	6-2	200	R-Fr.	RS	Newport Beach, Calif./Newport Harbor
53	Idrissa Kamara	DL	6-1	260	Fr.	HS	Alexandria, Va./West Potomac
29	Markus Knight	S	6-0	181	R-Jr.	1L	Tallahassee, Fla./Lincoln/Independence CC
87	Trey Lancaster	TE	6-3	225	Sr.	SQ	Chesapeake, Va./Grassfield/Christopher Newport
12	TJ Lott	WR	5-11	165	R-Fr.	RS	Pahokee, Fla./Inlet Grove Community
8	Denzel Lowry	DT	6-1	280	R-Jr.	2L	Virginia Beach, Va./Landstown
90	DeAndre Lynch	DL	6-3	312	R-Fr.	RS	Rocky Mount, N.C./Rocky Mount
19	Jeremy Mack Jr.	S	5-10	190	R-Jr.	RS	Clinton, Miss./Clinton/Colorado
5	Jahron Manning	S	5-10	185	Jr.	JC	New Orleans, La./Brother Martin/Copiah-Lincoln
40	Troy Marquez	RB	5-9	190	Fr.	HS	Ashburn, Va./Stone Bridge
75	Lorenzo McFadden-Pressley	DL	6-0	280	Fr.	HS	Lake City, S.C./Lake City



# 2024 ODU Football Roster

## Alphabetical

No.	Name	Pos.	Ht.	Wt.	Cl.	Exp.	Hometown/High School/Previous School
22	Justin McKithen	CB	5-10	160	Sr.	TR	Savannah, Ga./New Hampstead/Florida Atlantic
77	Keanon McNally	OL	6-9	328	R-So.	SQ	Kearney, Mo./Kearney/Tulane
36	Quedrion Miles	CB	6-0	177	R-So.	TR	Virginia Beach, Va./Green Run/Virginia State
67	Kainan Miller	OL	6-4	299	R-Fr.	RS	Crozet, Va./Western Albemarle
86	Kyle Miller	WR	5-11	187	So.	JC	Downey, Calif./Warren/Long Beach City College
70	Rick Moore	OL	6-6	300	R-Jr.	TR	Los Gatos, Calif./Los Gatos/Boise State
14	Emmett Morehead	QB	6-5	225	R-Jr.	TR	Woodside, Calif./Episcopal/Boston College
4	Amorie Morrison*	DE	6-4	260	R-Jr.	2L	Virginia Beach, Va./Salem
10	Koa Naotala	LB	5-11	227	R-So.	1L	Newport News, Va./Woodside
13	Jed Olutu-Judah	S	6-0	185	Fr.	HS	Katy, Texas/Katy
1	Isiah Paige	WR	5-8	161	Sr.	3L	Richmond, Va./Varina
74	Anthony Patt	OL	6-5	310	R-Jr.	TR	San Marcos, Calif./San Marcos/Arizona
18	Fidel Pitts	WR	6-0	190	Jr.	JC	Stockton, Calif./Lincoln/San Mateo
19	Jaylen Pretlow	WR	5-9	175	R-Fr.	RS	Williamsburg, Va./Lafayette
27	Ryan Ramey	CB	5-10	182	So.	1L	Missouri City, Texas/Ridge Point
11	Ny'Len Ramon Jones	LB	6-0	212	Jr.	JC	Kenner, La./Madison Prep/Hutchinson CC
0	Angelo Rankin Jr.	CB	5-9	190	Sr.	TR	Wichita, Kan./Edmond Santa Fe/Richmond
6	Rasheed Reason	CB	5-10	175	Sr.	1L	Vallejo, Calif./Vallejo/Diablo Valley College
94	Brandon Richards	LS	6-0	212	Sr.	1L	Yorktown, Va./Tabb/Hampton
3	Devin Roche	RB	5-7	166	R-Fr.	RS	Baltimore, Md./Dunbar
92	Ethan Sanchez	K	5-9	192	Jr.	2L	Dallas, Ga./North Paulding
30	Jordan Saunders	CB	5-10	184	R-Fr.	RS	Montross, Va./Westmoreland
71	Santana Saunders*	OL	6-5	300	Sr.	3L	Upper Marlboro, Md./Charles Herbert Flowers
41	Gage Sawyers	LB	6-1	190	R-Fr.	RS	Bluefield, Va./Graham
61	Jack Scala	OL	6-5	305	R-Fr.	RS	Frisco, Texas/Frisco
76	Josh Schuetzmann	OL	6-7	300	Fr.	HS	Montreal, Canada/MacDonald
85	Dallas Sims	WR	6-3	195	R-Fr.	TR	Winnipeg, Manitoba, Canada/Clearwater Acad./Minnesota
26	Tariq Sims	RB	5-10	184	R-Jr.	2L	Leesburg, Va./Loudoun County
2	Patrick Smith-Young	S	5-9	185	R-So.	TR	Missouri City, Texas/Fort Bend Clements/North Texas
98	Christopher Spencer	DE	6-6	280	R-So.	SQ	Burgaw, N.C./Pender
18	Mario Thompson	LB	6-0	220	So.	1L	Richmond, Va./Trinity Episcopal
43	Kris Trinidad	DE	6-5	262	R-Jr.	2L	Richmond, Va./Lloyd C. Bird
39	Ricardo Underwood	S	5-11	175	Fr.	HS	Hampton, Va./Phoebus
0	Diante Vines	WR	6-0	198	Sr.	TR	Danbury, Conn./Taft School/Iowa
45	Brock Walters	LS	6-1	233	So.	1L	Kailua Kona, Hawaii/Winter Park (Fla.)
56	Jaylon White-McClain	DE	6-4	254	R-So.	1L	Virginia Beach, Va./Kempsville
15	Ashton Whitner	S	5-11	198	R-So.	1L	Greenville, S.C./Greenville/Georgia Southern
6	Kelby Williams	WR	6-2	185	Jr.	1L	Houston, Texas/Manvel/Trinity Valley
20	Langston Williams	CB	5-10	175	R-Jr.	TR	Aurora, Colo./Eaglecrest/Colorado State
91	Ricardo Williams Jr.	DT	6-2	294	Sr.	TR	Jackson, Miss./Provine/Georgia State
7	Grant Wilson	QB	6-3	217	R-Jr.	1L	Arlington, Va./Yorktown/Fordham
55	Maarten Woudsma	OL	6-5	292	R-So.	1L	Amersfoort, Netherlands/Oscar Smith (Va.)
5	Aaron Young	RB	5-10	203	Sr.	TR	Coatesville, Pa./Coatesville/Rutgers

\*At ODU in 2020

### PRONUNCIATION GUIDE

3	Devin Roche	Ro-shay
4	Amorie Morrison	Ah-MOR-ee
5	Jahron Manning	Juh-Ron
10	Quinn Henicle	Hen-ick-ol
10	Koa Naotala	Now-uh-tal-uh
13	Jed Olutu-Judah	O-loo-to Joo-duh
16	Khian'Dre Harris	Key-ahn-dray
17	Na'Eem Abdul-Rahim Gladding	Ny-eem
18	Fidel Pitts	Fuh-dell
22	Maurki James	Mar-ky
22	Justin McKithen	Mick-kithin
26	Tariq Sims	Ty-reek
32	Ja'Mez Drummer	Juh-mez
33	Daevon Iles	Day-von eye-ls
35	Zach Hagedon	Hag-uh-don
52	Jonathan Bacigalupi	Batch-guh-Loop-ee
55	Maarten Woudsma	Martin Woods-muh
58	Stephon Dubose-Bourne	Steph-ahn
62	Billy Gough	Goff
68	Jadon Furubotten	Fur-bot-in
72	Colin Henrich	Hen-Rick
76	Josh Schuetzmann	Shuutz-men
79	Theo Bachelder	Batch-elder
97	Seamus Hall	Shay-mus

### Coaches

Ricky Rahne	Ronnie
Blake Seiler	Sy-ler
Victor Irokansi	I-row-can-see
Alex Huettel	Huttle

# Roster by Position

## Quarterback

No.	Name	Class	Ht.	Wt.
2	Colton Joseph	R-Fr.	6-2	200
7	Grant Wilson	R-Jr.	6-3	217
10	Quinn Henicle	Fr.	6-2	190
14	Emmett Morehead	R-Jr.	6-5	225
16	Holden Brown	Fr.	6-1	200

## Running Back

No.	Name	Class	Ht.	Wt.
3	Devin Roche	R-Fr.	5-7	166
4	Bryce Duke	Jr.	6-0	210
5	Aaron Young	Sr.	5-10	203
22	Maurki James	Fr.	6-0	190
26	Tariq Sims	R-So.	5-10	184
40	Troy Marquez	Fr.	5-9	190

## Wide Receivers

No.	Name	Class	Ht.	Wt.
0	Diante Vines	Sr.	6-0	198
1	Isiah Paige	Sr.	5-8	161
6	Kelby Williams	Jr.	6-2	185
8	Myles Alston	R-Jr.	6-1	181
11	Dominic Dutton	R-Jr.	5-10	168
12	TJ Lott	R-Fr.	5-11	165
13	Demariyon Houston	Sr.	5-10	180
17	Na'eem Abdul-Rahim Gladding	Fr.	6-0	190
18	Fidel Tau Pitts	Jr.	6-0	190
19	Jaylen Pretlow	R-Fr.	5-9	175
85	Dallas Sims	R-Fr.	6-3	195
86	Kyle Miller	So.	5-11	187

## Tight End

No.	Name	Class	Ht.	Wt.
9	Jalen Butler	Jr.	6-4	243
15	Pat Conroy	Sr.	6-2	235
80	DJ Chandler	Jr.	6-5	245
84	Quan Dunbar	R-Fr.	6-6	221
87	Trey Lancaster	Sr.	6-3	225
89	Nate Hartmann	So.	6-4	245

## Offensive Line

No.	Name	Class	Ht.	Wt.
51	Michael Flores	R-Sr.	6-3	310
55	Maarten Woudsma	R-So.	6-5	292
58	Stephon Dubose-Bourne	R-Jr.	6-4	314
59	Caleb Bryant	R-Fr.	6-7	305
60	Spencer Dow	R-Fr.	6-3	311
61	Jack Scala	R-Fr.	6-5	305
62	Billy Gough	Fr.	6-2	270
63	Emile Beaulieu	Fr.	6-3	310
64	Zach Barlev	Jr.	6-3	315
65	Exodus Anderson	Fr.	6-3	280
66	Landon Harris	Fr.	6-4	280
67	Kainan Miller	R-Fr.	6-4	299
68	Jadon Furubotten	Jr.	6-5	310
70	Rick Moore	R-Jr.	6-6	300
71	Santana Saunders	Sr.	6-5	300
72	Colin Henrich	R-Sr.	6-3	305
73	Connor Drake	R-Fr.	6-6	315
74	Anthony Patt	R-Jr.	6-5	310
75	Skyler Grant	R-Jr.	6-3	285
76	Josh Schuetzmann	Fr.	6-7	300
77	Keanon McNally	R-So.	6-9	328
78	Elijah Hoskin	R-Jr.	6-3	298
79	Theo Bachelder	Fr.	6-6	305

## Defensive Line

No.	Name	Class	Ht.	Wt.
4	Amorie Morrison	R-Jr.	6-4	260
8	Denzel Lowry	R-Jr.	6-1	280
43	Kris Trinidad	R-Jr.	6-5	262
50	Chris Forbes	Fr.	6-3	280
52	Jonathan Baciaglupi	Jr.	6-1	257
53	Idrissa Kamara	Fr.	6-1	260
54	Jackson Banks	So.	6-2	262
56	Jaylon White-McClain	R-So.	6-4	254
75	Lorenzo McFadden-Pressley	Fr.	6-0	280
88	Quincy Ehuman	Fr.	6-5	225
90	DeAndre Lynch	R-Fr.	6-3	312
91	Ricardo Williams Jr.	Sr.	6-2	294
95	Ahmaad Foster	Fr.	6-5	260
98	Christopher Spencer	R-So.	6-6	280
99	Cole Daniels	Jr.	6-0	310

## Linebacker

No.	Name	Class	Ht.	Wt.
1	EJ Green	R-Sr.	6-1	220
10	Koa Naotala	R-Fr.	5-11	227
11	Ny'Len Ramon Jones	Jr.	6-0	227
18	Mario Thompson	So.	6-0	220
24	Dirrick Goodman	Fr.	6-1	205
31	Michael Devereaux	Jr.	6-1	235
32	Ja'mez Drummer	R-Jr.	6-1	226
34	Jahleel Culbreath	R-Fr.	6-2	221
38	Kesean Henderson	Fr.	6-0	180
41	Gage Sawyers	R-Fr.	6-1	190
42	Jason Henderson	Sr.	6-1	225
44	AJ Ashworth	Fr.	6-0	210

## Defensive Back

No.	Name	Class	Ht.	Wt.
0	Angelo Rankin Jr.	Sr.	5-9	185
2	Patrick Smith-Young	R-So.	5-9	185
3	Mario Easterly	R-So.	6-0	189
5	Jahron Manning	Jr.	5-10	185
6	Rasheed Reason	Jr.	5-10	175
7	Will Jones II	Sr.	5-9	185
9	Jordan Holmes	R-Fr.	5-11	170
12	Jerome Carter	Fr.	6-1	190
13	Jed Olotu-Judah	Fr.	6-0	185
15	Ashton Whitner	R-So.	5-11	198
16	Khian'Dre Harris	R-Jr.	5-10	171
19	Jeremy Mack Jr.	R-Jr.	5-10	190
20	Langston Williams	R-Jr.	5-10	175
21	Zion Frink	R-Fr.	6-0	180
22	Justin McKithen	Sr.	5-10	160
23	Dywan Griffin	R-Sr.	5-11	170
25	Brandon Crutchfield	Fr.	5-10	165
26	Jean-Christophe	R-Fr.	5-10	189
27	Ryan Ramey	So.	5-10	182
28	Chris Boykins	Fr.	5-10	165
29	Markus Knight	R-Jr.	6-0	181
30	Jordan Saunders	R-Fr.	5-10	184
33	Daevon Iles	Fr.	5-11	175
35	Zach Hagedon	R-Fr.	5-11	193
36	Quedrion Miles	R-So.	6-0	177
37	Caleb Bishop	Fr.	5-10	170
39	Ricardo Underwood	Fr.	5-11	175

## Specialists

No.	Name	Class	Ht.	Wt.
45	Brock Walters (LS)	So.	6-1	233
47	Ethan Chang	Sr.	5-10	180
57	Ryan Harvey (LS)	R-Sr.	5-11	220
92	Ethan Sanchez (K)	So.	5-9	192
93	Nathaniel Eichner (K)	Jr.	5-9	162
94	Brandon Richards (LS)	Sr.	6-0	212
96	Ian Brandt	R-Fr.	6-2	195
97	Seamus Hall	Sr.	6-2	200



# MEET THE MONARCHS





# Returners



**Isiah Paige**  
WR • 5-8 • 161 • Sr.  
Richmond, Va./Varina

**2023:** Played in 11 games, starting 10 at wide receiver ... Led ODU with 43 receptions ... Totaled 445 yards and two touchdowns ... Returned 11 punts for a 7.2-yard average with a long of 30 ... Led ODU in receiving eight times ... In the season-opener at Virginia Tech, caught two passes for 17 yards ... Caught three passes for 34 yards in the win over Louisiana ... Had seven grabs for 58 yards in the win over App State ... Caught a career-high 10 passes for 71 yards at James Madison ... Had four receptions for 59 yards and a touchdown against Coastal Carolina ... Had five grabs for 51 yards in the win at Georgia Southern ... Totaled four catches for 40 yards against Georgia State ... Recorded four receptions for 63 yards and a touchdown in the Famous Toastery Bowl against WKU.

**2022:** Played in 12 games, making seven starts at wide receiver ... Caught 16 passes for 151 yards and a touchdown ... Returned 11 punts for 83 yards, a 7.5-yard average ... Had a season-high four receptions for 46 yards in the win over Arkansas State ... Caught a 22-yard touchdown pass in the win at Coastal ... Caught three passes for 14 yards at App State and had three grabs for 26 yards at South Alabama.

**2021: Conference USA Honorable Mention punt returner** ... Appeared in 11 games, starting seven at wide receiver ... Finished third on the team with 23 catches for 174 yards and a touchdown ... Ranked 10th in the country with a 10.9 yard punt return average ... His 153 punt return yards was the third most in a single-season in ODU history ... Caught his first career pass in his first game, a two-yard reception in the season-opener at Wake Forest ... Caught two passes for 36 yards in the win over Hampton ... Notched three receptions for 22 yards against Buffalo ... Had four catches for 13 yards against Louisiana Tech, and also a 37-yard punt return that setup a score. The 37-yard punt return is the eighth longest in ODU history ... Caught a career-high five passes for 36 yards and his first career touchdown in the win over FAU ... Caught two passes for 23 yards in the win at Middle Tennessee.

**HIGH SCHOOL:** Named 5B Player of the Year and earned first-team all-state accolades at wide receiver ... Named all-metro Offensive Player of the Year ... For his career, record 2,500 receiving yards, 2,050 rushing yards and 54 touchdowns ... As a senior, helped Varina to an 11-3 record and regional championship ... Named to the Richmond-Times Dispatch All-Decade third team.

**PERSONAL:** Son of William and Candy Paige ... One brother, Malik Patterson ... Majoring in leadership ... He can sing ... Favorite movie is Four Brothers.

**ISIAH PAIGE CAREER RECEIVING STATS**

Year	Games	Rec.	Yards	TD's	Long	Avg.
2021	11	23	174	1	26	7.6
2022	12	16	151	1	22	9.4
2023	11	43	445	2	42	10.3
<b>TOTAL</b>	<b>34</b>	<b>82</b>	<b>770</b>	<b>4</b>	<b>42</b>	<b>9.4</b>

**ISIAH PAIGE CAREER PUNT RETURN STATS**

Year	No.	Yards	TD's	Long	Avg.
2021	14	153	0	37	10.9
2022	11	83	0	23	7.5
2023	11	79	0	51	7.2
<b>TOTAL</b>	<b>36</b>	<b>315</b>	<b>0</b>	<b>51</b>	<b>8.8</b>



**EJ Green**  
LB • 6-1 • 220 • R-Sr.  
Williamsburg, Va./Lafayette

**2023:** Started the first three games at linebacker before a season-ending injury ... Recorded 25 tackles, two tackles for loss and an interception ... In his first career start in the season-opener at Virginia Tech, totaled nine tackles and half a TFL ... Registered his first career double-digit tackle game with 10 stops in the win over Louisiana ... Notched six tackles, 1.5 tackles for loss and an interception against Wake Forest.

**2022:** Appeared in all 12 games at linebacker and on special teams ... Totaled 20 tackles and a tackle for loss ... Notched a career-high five tackles in the finale at South Alabama.

**2021:** Played in 13 games at linebacker and on special teams ... Registered 17 tackles and one QB hurry ... Had season-high four tackles in the win at FIU.

**PERSONAL:** Son of Michelle Wells ... Two brothers, Michael and Leon and two sisters, Keiyawna and Rochelle ... His brother Michael is on the football team at Marshall ... Majoring in leadership ... A former walk-on, earned a scholarship in the fall of 2022.

**EJ GREEN CAREER DEFENSIVE STATS**

Year	Games	UT	AT	TOTAL TFL	Sacks	INT	FF	FR	PBU
2021	13	8	9	17	0.0	0	0	0	0
2022	12	8	12	20	0.0	0	0	0	0
2023	3	6	19	25	2-7	0.0	1	0	0
<b>TOTAL</b>	<b>28</b>	<b>22</b>	<b>40</b>	<b>62</b>	<b>2-7</b>	<b>0.0</b>	<b>1</b>	<b>0</b>	<b>0</b>





# Returners



**Colton Joseph**  
**QB • 6-2 • 200 • R-Fr.**  
 Newport Beach, Calif./Newport Harbor

**2023:** Redshirted ... Did not play.

**HIGH SCHOOL:** A three-star recruit by 247Sports ... Completed 209-of-344 for 4,150 yards, and a school record 41 touchdowns as a senior ... Also rushed for 508 yards and five touchdowns ... Helped lead Newport Harbor to an 8-5 record and berth in the quarterfinals of the state playoffs ... Earned first-team all-conference honors.

**PERSONAL:** Son of David and Christine Joseph ... One brother, Drayton, and one sister, Lindsey ... His father, David, holds the Raytown South High School single-season record for interceptions ... His brother Drayton, won the Los Angeles City Golf Tournament in June, 2023 ... Majoring in real estate business.



**Devin Roche**  
**RB • 5-7 • 166 • R-Fr.**  
 Baltimore, Md./Dunbar

**2023:** Redshirted ... Played in four regular season games and the Famous Toastery Bowl against WKU ... Had 32 carries for 182 yards and caught four passes for 19 yards ... In his first career games, had two attempts for 34 yards at Virginia Tech ... Recorded 11 carries for 86 yards against Wake Forest ... In his first career start, had nine carries for 29 yards in the win over Texas A&M Commerce. The only player on offense and one of just two ODU true freshman to start a game ... Rushed 10 times for 23 yards at Marshall ... Had one carry for 10 yards against WKU.

**HIGH SCHOOL:** A three-star recruit by 247Sports ... The No. 35 ranked recruit in Maryland ... Earned first-team All-Metro honors ... Rushed for 1,680 yards and 18 touchdowns as a senior ... Rushed for 5,284 yards and 59 touchdowns the last two seasons at Dunbar ... Helped lead Dunbar to back-to-back undefeated state championships ... Rushed for 69 yards and threw a 38-yard touchdown pass in the state championship game.

**PERSONAL:** Son of Tommy Roche and Kaya Lewis ... One brother, Dorian Talley ... Majoring in leadership.

**DEVIN ROCHE CAREER RUSHING STATS**

Year	Games	Att.	Yards	TD's	Long	Avg.
2023	5	32	182	0	37	6.4
<b>TOTAL</b>	<b>5</b>	<b>32</b>	<b>182</b>	<b>0</b>	<b>37</b>	<b>6.4</b>

**DEVIN ROCHE CAREER RECEIVING STATS**

Year	Games	Rec.	Yards	TD's	Long	Avg.
2023	5	4	19	0	11	4.8
<b>TOTAL</b>	<b>5</b>	<b>4</b>	<b>19</b>	<b>0</b>	<b>11</b>	<b>4.8</b>



**Mario Easterly**  
**S • 6-0 • 189 • R-So.**  
 Harrisburg, Pa./Bishop McDevitt

**2023:** Played in all 13 games at safety and on special teams ... Recorded 14 tackles and recovered a fumble ... Registered a career-best five tackles against Coastal Carolina ... Also secured three tackles against JMU.

**2022:** Redshirted ... Played in four games ... Recorded tackles against JMU and at App State.

**HIGH SCHOOL:** As a senior, caught 53 passes for 945 yards and 14 touchdowns ... Named a finalist for Mr. PA Football for Class 4-6A ... Helped lead Bishop McDevitt to a 12-3 record and to a berth in the state championship game, where he caught four passes for 126 yards and a touchdown ... As a junior, caught 34 passes for 465 yards and eight touchdowns ... Earned All-PennLive Central Pa. All-Star honors ... Played for coach Jeff Weachter at Bishop McDevitt.

**PERSONAL:** Son of Marty Easterly and Meredyth Ruppert ... One brother, Ricky Templeman ... Sisters Tenish Harrison, Tierra Shorter, Martye, Mariyah, Marcyana, Marlea and Markayla ... Majoring in finance.

**MARIO EASTERLY CAREER STATS**

YEAR	Games	UT	AT	TOTAL TFL	Sacks	INT	FR	FF	PBU
2022	4	1	1	2	0.0	0	0	0	0
2023	13	1	13	14	0.0	0	0	0	0
<b>TOTAL</b>	<b>17</b>	<b>2</b>	<b>14</b>	<b>16</b>	<b>0.0</b>	<b>0</b>	<b>0</b>	<b>0</b>	<b>0</b>



# Returners



## Amorie Morrison

DE • 6-4 • 260 • R-Jr.  
Virginia Beach, Va./Salem

**2023:** Played in nine games, starting five at defensive end ... Recorded 21 tackles, one sack and 4.5 tackles for loss ... Forced two fumbles and had one pass breakup ... Notched two tackles in the season-opener at Virginia Tech ... Recorded four tackles and a sack against Wake Forest ... Totaled four tackles and 1.5 tackles for loss in the win over Louisiana ... Registered three tackles and a TFL against Texas A&M Commerce ... Recorded three tackles apiece against Liberty and Georgia Southern.

**2022:** Redshirted ... Started the first three games of the season before suffering an injury ... Registered nine tackles ... Notched five tackles in the season-opener against Virginia Tech ... Registered three tackles at ECU.

**2021: Conference USA All-Freshman Team** ... Played in 12 games, starting seven at defensive end ... Recorded 32 tackles, 3.5 sacks and five tackles for loss ... Had two tackles and a sack against Wake Forest in his first career game ... Notched five tackles and 1.5 sacks against Hampton ... Recorded four tackles and a sack in the win over Louisiana Tech ... Reached a career-high with six tackles and half a TFL in the win over FAU ... Blocked an extra point against WKU.

**HIGH SCHOOL:** A three-star recruit by 247 sports ... Helped Salem to a 13-2 record and berth in state quarterfinals ... Ranked as the No. 23 recruit in Hampton Roads by the Virginian Pilot.

**PERSONAL:** Son of Aaron Morrison and Tiffany Walker ... Majoring in leadership.

### AMORIE MORRISON CAREER DEFENSIVE STATS

Year	Games	UT	AT	TOTAL	TFL	Sacks	INT	FF	FR	PBU
2021	13	12	20	32	5.0	3.5	0	0	0	0
2022	3	3	6	9	0.0	0.0	0	0	0	0
2023	9	7	14	21	4.5	1.0	0	2	0	1
<b>TOTAL</b>	<b>25</b>	<b>22</b>	<b>40</b>	<b>62</b>	<b>9.5</b>	<b>4.5</b>	<b>0</b>	<b>2</b>	<b>0</b>	<b>1</b>



## Kelby Williams

WR • 6-2 • 185 • Jr.  
Houston, Texas/Manvel/Trinity Valley

**2023:** Played in 12 games, starting seven at wide receiver ... Had 26 receptions for 451 yards and two touchdowns ... Averaged 17.3 yards per catch, ranking 42nd in the country ... Caught first career pass for six yards in the opener at Virginia Tech ... Had two catches for 44 yards, including a 37-yard touchdown in the win over Louisiana ... Caught two passes for 13 yards against Wake Forest ... Had a career day against Texas A&M Commerce, catching eight passes for 197 yards ... Had one catch for a season-long 78 yard gain at Southern Miss, the longest passing play of the season for ODU ... Caught three passes for 50 yards and a score against Coastal Carolina ... Had four grabs for 18 yards at Liberty ... Had one reception for 11 yards apiece against Georgia Southern and Georgia State ... Caught three passes for 23 yards in the Famous Toastery Bowl against WKU.

**HIGH SCHOOL/JUCO:** Caught 25 passes for 300 yards and four touchdowns at Trinity Valley in 2022 ... Earned All-District honors at Manvel ... A three-star 247Sports Juco recruit.

**PERSONAL:** Son of Latorya Credit ... Has three brothers and three sisters ... His cousin, Demun Mercer, played college football at Texas State and North Dakota, and cousin Jafus Gaines played at Texas State ... Majoring in leadership.

### KELBY WILLIAMS RECEIVING STATS

Year	Games	Rec.	Yards	TD's	Long	Avg.
2023	12	26	451	2	78	17.3
<b>TOTAL</b>	<b>12</b>	<b>26</b>	<b>451</b>	<b>2</b>	<b>78</b>	<b>17.3</b>





# Returners



**Rasheed Reason**  
 CB • 5-10 • 175 • Sr.  
 Vallejo, Calif./Vallejo/Diablo Valley



**Grant Wilson**  
 QB • 6-3 • 217 • R-Jr.  
 Arlington, Va./Yorktown/Fordham

**2023:** Played in 11 games, starting four at cornerback ... Recorded 34 tackles, 2.5 tackles for loss and an interception ... Ranked 17th in the Sun Belt with 0.77 passes defended per game ... Finished second on the team with seven pass breakups ... Against Wake Forest, notched six tackles, two pass breakups and a tackle for loss ... In the win at Southern Miss, registered his first career double-digit tackle game with 10 stops and a TFL ... At Marshall, he recorded three tackles and his first career interception ... In the win at Georgia Southern, totaled four tackles and half a TFL ... In the bowl-clinching win over Georgia State, had four tackles and a pass breakup.

**HIGH SCHOOL/JUCO:** A finalist for Times-Herald Athlete of the Year as a senior at Vallejo High School ... In his career at Vallejo, recorded 59 tackles, seven interceptions and four fumble recoveries ... Notched 32 tackles and four picks as a senior ... Rushed for 902 yards, 565 receiving yards and 17 touchdowns as a senior ... Recorded five tackles, a tackle for loss and one pass breakup this season at Diablo Valley College.

**PERSONAL:** Son of Eric Reason and Latisha Parker ... Full name is Rasheed Marion Reason ... Has three brothers, Tyrique, Kree and Parker ... Favorite TV show is Snowfall ... Favorite food is gumbo ... Loves to bowl ... Majoring in leadership.

**RASHEED REASON CAREER STATS**

YEAR	Games	UT	AT	TOTAL	TFL	Sacks	INT	FR	FF	PBU
2023	11	20	13	33	0.0	0.0	1	0	0	8
<b>TOTAL</b>	<b>11</b>	<b>20</b>	<b>13</b>	<b>33</b>	<b>0.0</b>	<b>0.0</b>	<b>1</b>	<b>0</b>	<b>0</b>	<b>8</b>



**2023:** Played in 12 games, starting 11 at quarterback ... Completed 178-of-312 passes for 2,149 yards, 17 touchdowns and eight interceptions ... Finished 10th in the Sun Belt in total offense per game (203.1) and pass yards per game (179.1) ... Had 130 rush attempts for 289 yards and four touchdowns ... Led ODU in rushing three times and had one, 100-yard rushing game ... In his first career start at Virginia Tech, completed 13-of-25 passes for 94 yards and two touchdowns ... Also carried 19 times for 81 yards ... In the win over Louisiana, went 13-for-19 for 247 yards and a season-best four touchdown passes. His TD passes went for gains of 30, 36, 61 and 37 yards. He also scored a three-yard rushing touchdown ... Completed 11-of-26 passes for 233 yards with a touchdown and two INT's against Wake Forest ... In the win over Texas A&M Commerce, was 5-of-11 for 70 yards with three interceptions ... At Southern Miss he entered in the second quarter and led ODU to a come-from-behind victory, completing 8-of-18 passes for 194 yards. Completed a 78-yard pass to Kelby Williams for ODU's longest passing play of the season ... In the win over App State, completed 18-of-25 passes for 188 yards and a touchdown ... At James Madison, went 26-for-36 for a career-high 277 yards and two touchdowns ... Passed for 172 yards on 16-of-28 passing and three touchdowns against Coastal Carolina ... At Liberty, completed 23-of-42 passes for 161 yards with a touchdown and interception ... In ODU's thrilling win over Georgia Southern, completed 17-of-27 passes for 182 yards, rushed for 40 yards on seven carries and caught a 30-yard touchdown pass. Set up the game-winning Ethan Sanchez field goal with a 28-yard run before sliding down at the five ... In the bowl-clinching win over Georgia State, was 15-for-33 for 208 yards, a touchdown and interception. Rushed for 16 yards including the game-winning touchdown on the final play of the game ... In the Famous Toastery Bowl against WKU, completed 13-of-22 passes for 123 yards, a touchdown and interception. Rushed eight times for 126 yards and his first career two touchdown rushing game. Had a 79-yard rush in the first quarter which was the second longest run by a Sun Belt quarterback this season and the longest by a QB in ODU history. The 79-yard run was the longest ODU offensive play this season.

**2022 (Fordham):** Completed 4-of-5 passes for 41 yards and two touchdowns this year at Fordham ... In two years at Fordham, completed 10-of-13 passes for 93 yards and two touchdowns.

**HIGH SCHOOL:** At Yorktown, he was a two-time District Offensive Player of the Year and two-time first-team All-Conference quarterback and Offensive Player of the Year ... As a senior, completed 179-of-264 passes for 2,632 yards and 24 TDs.

**PERSONAL:** Son of Brian and Shelley Wilson ... Two brothers, Alex and Henry, and one sister, Katie Grace ... Spent time growing up in Atlanta ... Favorite musical artist is Taylor Swift ... Majoring in finance.

**GRANT WILSON CAREER STATS**

Year	Games	Comp.	Att.	INT	Yards	TD's	LONG	PCT.
2021	3	6	8	0	52	0	20	75.0*
2022	4	4	5	0	41	2	17	80.0*
2023	12	178	312	8	2149	17	78	57.8
<b>TOTAL</b>	<b>19</b>	<b>188</b>	<b>325</b>	<b>8</b>	<b>2242</b>	<b>19</b>	<b>78</b>	<b>57.8</b>

**GRANT WILSON RUSHING STATS**

Year	Games	Att.	Yards	TD's	Long	Avg.
2021	3	3	2	0	1	0.6*
2022	4	8	25	0	12	3.1*
2023	12	130	289	4	79	2.2
<b>TOTAL</b>	<b>19</b>	<b>141</b>	<b>316</b>	<b>4</b>	<b>79</b>	<b>2.2</b>

\*Stats from Fordham



# Returners



## Myles Alston

WR • 6-1 • 181 • R-Jr.  
Virginia Beach, Va./Ocean Lakes/Pittsburgh

**2023:** Appeared in one game on the year ... Played against Texas A&M Commerce.

**2022 (Pitt):** Played in seven games, serving on special teams and as a reserve wide receiver...named to the All-ACC Academic Football Team.

**2021 (Pitt):** Redshirted.

**HIGH SCHOOL:** Highly recruited receiver prospect who had nearly 20 offers... team did not have a 2020 fall season due to COVID-19...as a junior, had 17 receptions for 212 yards (12.5 avg.) and a touchdown and also had an interception return for a TD...The Virginian-Pilot Hampton Roads Top 50 (No. 9)...rated one of Virginia's top 25 overall prospects by Rivals (No. 19), ESPN (No. 23) and 247Sports (No. 25)...played under Coach Joe Jones.

**PERSONAL:** Full name is Myles Nicolas Alston ... The son of Michael and Natasha Alston ... has three brothers ... A leadership major.



## Denzel Lowry

DT • 6-1 • 280 • R-Jr.  
Virginia Beach, Va./Landstown

**2023: Sun Belt Conference Honorable Mention** ... Started all 13 games at defensive tackle ... Led ODU defensive linemen with 46 tackles, five tackles for loss and three sacks ... Had four tackles and a pass breakup in the win over Louisiana ... Recorded two tackles and half a sack against Wake Forest ... Registered two tackles, one tackle for loss, half a sack and recovered a fumble in the win over Texas A&M Commerce ... Totaled five tackles and half a tackle for loss at Marshall ... Had four tackles, 1.5 tackles for loss and a sack in the win at Southern Miss ... Recorded a career-high tying six tackles in the win over Georgia State ... Had four tackles, a sack, a QB hurry and a forced fumble in the Famous Toastery Bowl against WKU.

**2022:** Played in all 12 games, starting a pair of games at defensive tackle ... Registered 35 tackles, five tackles for loss and tied for the team lead with four sacks ... Recorded five tackles and a sack at Virginia ... Notched six tackles and two sacks in the win at Coastal Carolina ... Tied his season-high with six tackles in the season finale at South Alabama.

**2021:** Redshirted ... Appeared in one game ... Played in the Myrtle Beach Bowl against Tulsa and registered four tackles ... Was one of just nine players this year to have his first career game be the bowl game.

**HIGH SCHOOL:** Earned first-team All-Beach District at defensive tackle ... Helped lead Landstown to the second round of the state playoffs as a junior ... Earned second-team All-State honors at defensive tackle ... Named a first-team All-757 Junior in 2019.

**PERSONAL:** Son of Dwayne and Josephine Lowry ... Full name is Denzel Lewis Lowry ... Has one brother, Dwayne Jr., and one sister, Jamie Porter ... Majoring in leadership.

### DENZEL LOWRY CAREER STATS

Year	Games	UT	AT	TOTAL Sacks	TFL	INT	FF	FR	PBU
2021	1	1	3	4	0.0	0.0	0	0	0
2022	12	9	26	35	4.0	5.0	0	1	0
2023	13	9	37	46	3.0	5.0	0	1	0
<b>TOTAL</b>	<b>26</b>	<b>19</b>	<b>63</b>	<b>82</b>	<b>7.0</b>	<b>10.0</b>	<b>0</b>	<b>2</b>	<b>0</b>



## Jalen Butler

TE • 6-4 • 243 • Jr.  
Chicago, Ill./Niles North/Trinity Valley

**2023:** Appeared in all 13 games, starting 10 at tight end ... Registered nine catches for 44 yards ... Was also a key piece in the run game ... Caught his first career pass for two yards in the win over A&M Commerce ... Had one catch for five yards against App State but also caught a two-point conversion attempt to put the Monarchs up by seven ... Made two receptions for 20 yards in the win over Georgia State.

**HIGH SCHOOL/JUCO:** Caught 17 passes for 222 yards and two touchdowns in 2022 at Trinity Valley ... Earned All-Conference honors at Niles North in football and basketball ... Scored 1,000 career points in basketball.

**PERSONAL:** Son of Stanley Butler and Kisha Washington ... One brother, Avery, and three sisters, Kamiyah, Averianna and Arielle ... Majoring in leadership ... Is married to Kaleigh Butler, an ODU graduate.

### JALEN BUTLER CAREER STATS

Year	Games	Rec.	Yards	TD's	Long	Avg.
2023	13	9	44	0	13	4.8
<b>TOTAL</b>	<b>13</b>	<b>9</b>	<b>44</b>	<b>9</b>	<b>13</b>	<b>4.8</b>



## Jordan Holmes

CB • 5-11 • 170 • R-Fr.  
Titusville, Fla./Cocoa

**2023:** Redshirted ... Appeared in three games on special teams.

**HIGH SCHOOL:** A three-star recruit by 247sports ... As a junior, helped Cocoa to an 11-2 record and berth in the state championship game ... Notched 54 tackles, five pass breakups and a sack ... As a senior helped lead Cocoa to an 11-3 season and state championship ... Notched eight tackles and a pair of pass breakups in the title game.

**PERSONAL:** Son of Charles and Tiffany Holmes ... Full name is Xavier Jordan Holmes ... Major is undecided ... Favorite food is seafood ... Favorite movie is Friday After Next ... Favorite sports teams are the Kansas City Chiefs and Boston Celtics ... Favorite snack is a honey bun.



# Returners



## Koa Naotala

LB • 5-11 • 227 • R-So.  
Newport News, Va./Woodside

**2023:** Played in all 13 games and started one at linebacker ... Had 29 tackles and 1.5 tackles for loss ... Led the team in tackles once and had one double-digit tackle game ... Recorded his first career tackle in the season-opener at Virginia Tech ... Totaled three stops in the win over Louisiana ... Recorded eight tackles and a tackle for loss in the win over Georgia State ... Registered a career-high 14 tackles and half a tackle for loss in the Famous Toastery Bowl against WKU. Made his first career start.

**2022:** Redshirted ... Played in one game, on special teams at Appalachian State.

**Personal:** Son of Tony and Shantell Naotala ... Has two brothers, Kalepo and Seth. Seth plays football at James Madison, and a sister, Siena ... Majoring in exercise science.

### KOA NAOTALA CAREER STATS

Year	Games	UT	AT	TOTAL Sacks	TFL	INT	FF	FR	PBU
2022	1	0	0	0	0.0	0	0	0	0
2023	13	6	23	29	0.0	1.5	0	0	1
<b>TOTAL</b>	<b>14</b>	<b>6</b>	<b>23</b>	<b>29</b>	<b>0.0</b>	<b>1.5</b>	<b>0</b>	<b>0</b>	<b>1</b>



## Dominic Dutton

WR • 5-10 • 168 • R-Jr.  
Glen Allen, Va./Glen Allen/South Carolina

**2023:** Played in all 13 games, starting four at wide receiver ... Caught nine passes for 201 yards and tied for the team lead with four receiving touchdowns ... Caught his first career pass for a 16-yard touchdown in the season-opener at Virginia Tech ... Had one reception for 20 yards in the win over Louisiana ... Caught two passes for 54 yards, including a 40-yard touchdown in ODU's 10-9 win over Texas A&M Commerce ... Nabbed one pass for a 58-yard touchdown at JMU ... Had a 30-yard TD grab against Coastal Carolina ... Caught a season-high three passes for 23 yards in the Famous Toastery Bowl against WKU.

**2022:** Redshirted ... Did not play.

**Personal:** Majoring in leadership.

### DOMINIC DUTTON CAREER RECEIVING STATS

Year	Games	Rec.	Yards	TD's	Long	Avg.
2023	13	9	201	4	58	22.3
<b>TOTAL</b>	<b>13</b>	<b>9</b>	<b>201</b>	<b>4</b>	<b>58</b>	<b>22.3</b>



## TJ Lott

WR • 5-11 • 165 • R-Fr.  
Pahokee, Fla./Inlet Grove

**2023:** Redshirted ... Did not play.

**HIGH SCHOOL/JUCO:** A three-star recruit by 247sports ... Recorded 35 tackles, two passes defended and recovered a fumble as a senior ... Caught 22 passes for 439 yards and five touchdowns.

**PERSONAL:** Son of Saneria Johnson ... A total of 16 brothers and sisters ... Favorite food is pulled pork ... Favorite movies are Water Boy and Friday ... Began playing football in ninth grade ... Majoring in sport management.

# Returners



## Ashton Whitner

S • 5-11 • 198 • R-So.  
Greenville, S.C./Greenville/Georgia Southern

**2023:** Played in all 13 games, starting two at safety ... Recorded 26 tackles and one interception ... Recorded first two career tackles in the opener at Virginia Tech ... Had career-high 10 tackles at Liberty ... In his first career start against Georgia State, totaled four tackles and his first career interception ... Registered four tackles in the Famous Toastery Bowl against WKU.

**2022 (Georgia Southern):** Redshirted ... Did not play ... Made the Dean's List in the fall for posting a GPA higher than 3.50.

**HIGH SCHOOL:** Played for Coach Greg Porter at Greenville ... Rated a three-star recruit by 247Sports who was ranked as the No. 119 safety in the country and the No. 39 player in the state of South Carolina ... Rated as the No. 119 safety in the country and No. 29 player in the Palmetto State by 247Sports Composite rankings ... Rated a three-star recruit by ESPN as the No. 98 safety in the country and the No. 30 player in the state of South Carolina ... Listed as the No. 128 safety in the country and the No. 28 player in South Carolina by On3 ... Ranked as the No. 128 safety in the country and the No. 28 player in the Palmetto State by On3 Consensus ... Had 59 tackles (47 solo), seven interceptions and two fumble recoveries his senior year ... Had 141 tackles (119 solo), 13 interceptions and two forced fumbles for his high school career ... A three-time all-region selection ... Nominated for the Shrine Bowl of the Carolinas 2021 roster.

**PERSONAL:** Full name is Reginald Ashton Whitner ... Son of Reggie Whitner and Ashley Harris ... Majoring in leadership ... Favorite snack is a Hershey chocolate bar ... Favorite food is a hamburger ... Has three siblings: Tay, Raymonte and Reagan.

### ASHTON WHITNER CAREER STATS

Year	Games	UT	AT	TOTAL TFL	Sacks	INT	FF	FR	PBU	
20223	13	8	18	26	0.0	0.0	1	0	0	1
<b>TOTAL</b>	<b>13</b>	<b>8</b>	<b>18</b>	<b>26</b>	<b>0.0</b>	<b>0.0</b>	<b>1</b>	<b>0</b>	<b>0</b>	<b>1</b>



## Khian'Dre Harris

CB • 5-10 • 171 • R-Jr.  
Fairless, Pa./Conwell Egan Catholic

**2023:** Played in 11 games at cornerback and on special teams ... Totaled 16 tackles and two pass breakups ... Notched first career tackle in the season-opener at Virginia Tech ... Had season-high five tackles at Marshall ... Recorded three tackles and two pass breakups, which were the final two plays of the game to clinch ODU's 28-21 win over App State ... Totaled three tackles against Liberty.

**2022:** Did not play.

**2021:** Redshirted ... Did not play.

**HIGH SCHOOL:** A two-star recruit by 247 Sports ... Rushed for 668 yards and four touchdowns as a junior, while catching 14 passes for 234 yards and a touchdown ... Named first-team All-Catholic at running back as a junior ... Had eight carries for 130 yards and two touchdowns against CB East ... Helped Conwell Egan Catholic to a 13-1 record and state quarterfinals as a sophomore.

**PERSONAL:** Son of Alicia Strozier ... Majoring in health/physical education.

### KHIAN'DRE HARRIS CAREER STATS

Year	Games	UT	AT	TOTAL TFL	Sacks	INT	FF	FR	PBU
2023	11	7	9	16	0.0	0.0	0	0	2
<b>TOTAL</b>	<b>11</b>	<b>7</b>	<b>9</b>	<b>16</b>	<b>0.0</b>	<b>0.0</b>	<b>0</b>	<b>0</b>	<b>2</b>





# Returners



**Mario Thompson**  
 LB • 6-0 • 220 • So.  
 Richmond, Va./Trinity Episcopal

18

**2023:** Appeared in nine games, starting eight at linebacker ... Recorded 42 tackles, two sacks, 5.5 tackles for loss and two pass breakups ... The only true freshman to start a game on defense and one of two (Devin Roche) on the team ... In his first game of the year, registered six tackles at Marshall ... In his first career start at Southern Miss, totaled four tackles and a TFL ... Had five tackles and his first career sack at James Madison ... Recorded five tackles and a tackle for loss against Coastal Carolina ... Notched five tackles in the bowl-clinching win over Georgia State ... Had a season-high nine tackles and a sack in the Famous Toastery Bowl against WKU.

**HIGH SCHOOL:** A three-star recruit by 247Sports ... Helped lead Trinity Episcopal to back-to-back state championships ... A two-time first-team All-State honoree ... Named VISAA Division I Player of the Year.

**PERSONAL:** Son of Mario and Lynquita Thompson ... Full name is Mario Deshawn Thompson Jr. ... Majoring in business management ... Favorite food is fried chicken ... Favorite snack is a Snickers.

**MARIO THOMPSON CAREER STATS**

Year	Games	UT	AT	TOTAL Sacks	TFL	INT	FF	FR	PBU
2023	9	17	25	42	2.0	5.5	0	0	2
<b>TOTAL</b>	<b>9</b>	<b>17</b>	<b>25</b>	<b>42</b>	<b>2.0</b>	<b>5.5</b>	<b>0</b>	<b>0</b>	<b>2</b>



**Jaylen Pretlow**  
 WR • 5-9 • 175 • R-Fr.  
 Williamsburg, Va./Lafayette

19

**2023:** Redshirted ... Played in one game ... Saw his first career action on special teams in the Famous Toastery Bowl against WKU.

**HIGH SCHOOL:** Had 3,595 all-purpose yards combined his final two seasons ... Scored 50 touchdowns ... Helped Lafayette win a state championship.

**PERSONAL:** Son of Jay Pretlow and Nikita Harris ... Two brothers, Ayden and Jordan, and two step-brothers, Jeremiah and Josiah ... Majoring in sport management ... Enjoys fishing ... Played soccer growing up.



**Jeremy Mack Jr.**  
 S • 5-10 • 190 • R-Jr.  
 Clinton, Miss./Clinton/Colorado

19

**2023:** Redshirted ... Played in four regular season games and the Famous Toastery Bowl against WKU ... Started at safety against Liberty ... Registered four tackles and a tackle for loss ... Had two tackles apiece against Liberty and WKU.

**2022 (Colorado):** Finished fourth on the team with 46 tackles .. Recorded a season-high 11 tackles against USC and Utah.

**JUCO/HIGH SCHOOL:** Played one season at East Mississippi Community College in Scooba, Miss. ... Helped EMCC to a 9-1 record and an appearance in the MACCC Semifinals where the team lost by a single point ... Named first-team All-MACCC ... Finished his only season there with 40 tackles, including 22 solo and 2½ tackles for loss with one sack ... Added four interceptions for 66 yards, two pass breakups and one fumble recovery ... His four interceptions ranked fourth nationally in the junior college ranks ... Played four years of varsity football at Clinton under coach Judd Boswell ... In his career, he had 719 rushing yards and nine touchdowns on offense and 132 tackles, eight interceptions, nine pass breakups, three forced fumbles and six fumble recoveries ... As a senior, he helped Clinton to a 9-3 record playing running back and defensive back and was named all-state, all-region, all-metro and participated in the Mississippi vs. Alabama All-Star Game ... Finished the season with 64 tackles, 45 solo with four tackles for loss ... Added four interceptions for 136 yards, two pass breakups, a forced fumble and two fumble recoveries ... Had two receptions for 16 yards ... Junior season playing both running back and cornerback, he had 163 carries for 719 yards and nine touchdowns with two 100-yard rushing games ... Added three receptions for 48 yards and a touchdown ... Defensively, had 68 tackles, two for a loss with three interceptions, for pass breakups, one forced fumble and one fumble recovery ... Sophomore season he had one interception, three pass breakups, a forced fumble and three fumble recoveries ... Also played basketball at Clinton.

**PERSONAL:** Son of Lakatta Carey and Jeremy Mack Sr. ... Has one brother, Zeke, and four sisters, Elizabeth, Harper, Journee and Jewel ... Favorite movie is the Pursuit of Happyness ... Enjoys reading ... Favorite actor is Michael B. Jordan ... Favorite food is seafood ... Majoring in leadership.

**JEREMY MACK CAREER STATS**

Year	Games	UT	AT	TOTAL TFL	Sacks	INT	FF	FR	PBU
2022	11	32	16	48	0.0	0	0	0	0*
2023	5	4	0	4	1.0	0	0	0	0
<b>TOTAL</b>	<b>16</b>	<b>36</b>	<b>16</b>	<b>52</b>	<b>1.0</b>	<b>0</b>	<b>0</b>	<b>0</b>	<b>0</b>

\*Stats from Colorado



# Returners



**Langston Williams**  
 CB • 5-10 • 175 • R-Jr.  
 Aurora, Colo./Eaglecrest/Colorado State

20

**2023:** Did not play.  
**2022 (Colorado State):** Played in three games ... Recorded a tackle against Hawaii.  
**2021 (Colorado State):** Appeared in final game of season vs. Nevada ... Redshirted.

**HIGH SCHOOL:** Played for coach Shawn Marsh at Eaglecrest ... Rated a three-star recruit by 247Sports composite ... A two-way player, he had 26 catches for 390 yards and three TDs, posting 44 tackles in his career with one interception and 10 passes defended ... Was All-League as a return specialist and second-team All-League on offense ... Earned All-State honors in track in the 400 meters ... Holds the school-record in the event (48.35) and in the long jump. (23-0.75).

**PERSONAL:** Son of Troy and Cici Williams ... Two brothers, Arthur Williams and step-brother, Daniel Rivera ... Majoring in leadership.



**Tariq Sims**  
 RB • 5-9 • 184 • R-Jr.  
 Leesburg, Va./Loudoun County

26

**2023:** Appeared in seven games at running back ... Totaled 15 carries for 41 yards ... Recorded career-highs with nine carries for 36 yards in the regular season finale win over Georgia State.

**2022:** Played in nine games at running back ... Had 19 carries for 44 yards ... Caught four passes for 16 yards ... Carried five times for 17 yards at Virginia ... Had three attempts for 14 yards against JMU.

**2021:** Redshirted ... Did not play.

**HIGH SCHOOL:** A three-star recruit by 247 Sports ... Ranked as No. 63 recruit from the state of Virginia ... Three-time all-district honoree and all-region as a senior at running back ... Helped lead Loudoun County to the second round of the playoffs as a junior.

**PERSONAL:** Son of Reynaldo Santos and Janet Sims ... Full name is Tariq Anthony Sims ... Four brothers, Kevin Santos, Rey Santos, Tyrel Ashton and Tevion Cosentine ... Majoring in leadership.

**TARIQ SIMS CAREER RUSHING STATS**

Year	Games	Att.	Yards	TD's	Long	Avg.
2022	9	19	44	0	9	2.3
2023	7	15	41	0	12	2.7
<b>TOTAL</b>	<b>16</b>	<b>34</b>	<b>85</b>	<b>0</b>	<b>12</b>	<b>2.5</b>

**TARIQ SIMS CAREER RECEIVING STATS**

Year	Games	Rec.	Yards	TD's	Long	Avg.
2022	9	4	16	0	6	4.0
2023	7	1	1	0	1	1.0
<b>TOTAL</b>	<b>16</b>	<b>5</b>	<b>17</b>	<b>0</b>	<b>6</b>	<b>3.4</b>



**Zion Frink**  
 S • 6-1 • 190 • R-Fr.  
 Chesapeake, Va./Wake Forest HS

21

**2023:** Redshirted ... Did not play.  
**HIGH SCHOOL:** Recorded 49 tackles, 12 pass breakups and an interception his senior season ... Helped team to a 10-3 record and conference championship ... Earned all-conference honors.

**PERSONAL:** Full name is Zion Mekhi Frink ... Son of Terry Frink and Malena Williams ... Three brothers, AJ, Zahmarie and Amir, and three sisters, Ajoa, Aubree and Aua ... Majoring in business management.





# Returners



**Jean-Christophe Cloutier**  
 S • 5-10 • 189 • R-Fr.  
 Quebec, Canada./Episcopal (Va.)

26

**2023:** Redshirted ... Played in three games on special teams.

**HIGH SCHOOL:** Named Conference Defensive Player of the Year as a senior and All-State ... Two-time all-conference honoree.

**PERSONAL:** Son of Nichol Cloutier and Marie-Chantal Paris ... Two brothers, Antoine and Devin and two sisters, Gabrielle and Anais ... Majoring in international studies ... Enjoys boxing in his free time ... Favorite teams are the Monreal Canadiens and Dallas Cowboys ... Favorite food is Pâté Chinois (Quebec style Shepherd's Pie).



**Ryan Ramey**  
 S • 5-10 • 182 • So.  
 Missouri City, Texas/Ridge Point

27

**2023:** Appeared in 12 games ... Played safety and on special teams ... Registered 13 tackles and one pass breakup ... Recorded his first career tackle in the win over Louisiana ... Notched a season-high four tackles in the win over Texas A&M Commerce.

**HIGH SCHOOL:** Named to the Class 6 A Super Elite Team ... Earned first-team All-District and first-team Academic All-District ... Recorded 43 tackles, 12 pass breakups, two forced fumble and two blocked kicks as a senior ... Helped Ridge Point to a 10-3 record and advance to the third round of the state playoffs.

**PERSONAL:** Son of Ronald and Kendra Ramey ... One sister, Kayla ... Majoring in business.

**RYAN RAMEY CAREER STATS**

Year	Games	AT	UT	TOTAL	Sacks	TFL	INT	FF	FR	PBU
2023	12	7	6	13	0.0	0.0	0	0	0	1
<b>TOTAL</b>	<b>12</b>	<b>7</b>	<b>6</b>	<b>13</b>	<b>0.0</b>	<b>0.0</b>	<b>0</b>	<b>0</b>	<b>0</b>	<b>1</b>



**Markus Knight**  
 S • 6-0 • 181 • R-Jr.  
 Tallahassee, Fla./Lincoln/Independence CC

29

**2023:** Appeared in 11 games at safety and on special teams ... Recorded 10 tackles, two interceptions, a fumble recovery and blocked kick ... Had one tackle and an interception at James Madison ... Notched an interception the next game against Coastal Carolina ... Had a career-high four tackles and a fumble recovery he returned for 25 yards in the Famous Toastery Bowl against WKU.

**2022:** Redshirted ... Played in three games ... Registered one tackle.

**2021 (Independence CC):** Played in nine games and recorded 17 tackles ... Registered six pass breakups.

**PERSONAL:** Son of Mark and Von Knight ... One sister, Megan ... Majoring in leadership.

**MARKUS KNIGHT CAREER STATS**

Year	Games	UT	AT	TOTAL	TFL	Sacks	INT	FF	FR	PBU
2022	3	0	1	1	0.0	0.0	0	0	0	0
2023	11	10	5	15	0.0	0.0	2	0	0	3
<b>TOTAL</b>	<b>14</b>	<b>10</b>	<b>6</b>	<b>16</b>	<b>0.0</b>	<b>0.0</b>	<b>2</b>	<b>0</b>	<b>0</b>	<b>3</b>



**Jordan Saunders**  
 CB • 5-10 • 184 • R-Fr.  
 Montross, Va./Westmoreland

30

**2023:** Redshirted ... Did not play.

# Returners



## Ja'Mez Drummer

LB • 6-1 • 226 • R-Jr.  
Sanford, Fla./Seminole/Hutchinson

**2023:** Redshirted ... Played in four regular season games and the Famous Toastery Bowl against WKU ... Registered four tackles ... Had two tackles against WKU.

**JUCO/HIGH SCHOOL:** Registered 84 tackles, four sacks, three fumble recoveries and an interception in his two years at Hutchinson.

**PERSONAL:** Son of James Drummer and Felicia Smith ... One brother, Quevan and two sisters, Jalcia and Jalayja ... Majoring in leadership ... Favorite TV show is Snowfall ... Favorite actor is Eddie Murphy ... Began playing football when he was five.

### JA'MEZ DRUMMER CAREER DEFENSIVE STATS

Year	Games	UT	AT	TOTAL	TFL	Sacks	INT	FF	FR	PBU
2023	5	2	2	4	0.0	0.0	0	0	0	0
<b>TOTAL</b>	<b>5</b>	<b>2</b>	<b>2</b>	<b>4</b>	<b>0.0</b>	<b>0.0</b>	<b>0</b>	<b>0</b>	<b>0</b>	<b>0</b>



## Jahleel Culbreath

LB • 6-2 • 221 • R-So.  
Virginia Beach, Va./Ocean Lakes

**2023:** Appeared in 12 games ... Totaled 11 tackles and one tackle for loss ... Recorded a season-high three tackles against Wake Forest.

**2022:** Redshirted ... Played in the final four games of the season, registering five tackles ... Recorded a season-high three tackles in the season finale at South Alabama.

**Personal:** Son of Fred and Pam Culbreath ... One sister, Emi ... Major is cybersecurity.

### JAHLEEL CULBREATH CAREER DEFENSIVE STATS

Year	Games	UT	AT	TOTAL	TFL	Sacks	INT	FF	FR	PBU
2022	4	2	3	5	0.0	0.0	0	0	0	0
2023	12	2	9	11	1.0	0.0	0	0	0	0
<b>TOTAL</b>	<b>16</b>	<b>4</b>	<b>12</b>	<b>16</b>	<b>1.0</b>	<b>0.0</b>	<b>0</b>	<b>0</b>	<b>0</b>	<b>0</b>



## Gage Sawyers

S • 6-1 • 190 • R-Fr.  
Bluefield, Va./Graham

**2023:** Redshirted ... Did not play.



## Jason Henderson

LB • 6-1 • 225 • Sr.  
Dingmans Ferry, Pa./Delaware Valley HS

**2023:** **First-Team All-America (Walter Camp, The Sporting News, Action Network, College Football News, Hero Sports Group of Five), Second-Team All-America (FWAA, AP, USA Today, ESPN, CBS Sports, Phil Steele, The Athletic) ... First-Team All-Sun Belt Conference ... Touchdown Club of Richmond Linebacker of the Year** ... Led the country in tackles per game with 14.2 and third in tackles per loss per game with 1.6 ... Finished second in the country in total tackles behind Jay Higgins of Iowa, who had 171 tackles in 14 games. Henderson had 170 tackles in 12 games ... Tied for fourth in the country with 19.5 tackles for loss ... Added four sacks, one pass breakup and one forced fumble ... Had 11 double-digit tackle games and led the team in tackling nine times ... In the season-opener at Virginia Tech, recorded 11 tackles and half a tackle for loss ... Notched 16 tackles and 2.5 tackles for loss in the win over Louisiana ... Had 15 stops and 2.5 tackles for loss against Wake Forest ... Totaled 17 tackles, 1.5 sacks and three tackles for loss against Texas A&M Commerce ... Registered 16 tackles and a pair of tackles for loss at Marshall ... Had 17 tackles, 2.5 tackles for loss and a sack in the win at Southern Miss ... Recorded 17 tackles for the second-straight game in the win over App State ... Had 10 tackles and two tackles for loss at James Madison ... Tied his own school record with 22 tackles against Coastal Carolina, along with three tackles for loss and 1.5 sacks ... Totaled 13 tackles at Liberty ... At Georgia Southern, had 12 tackles, 1.5 tackles for loss and half a sack ... Secured four tackles in the win over Georgia State before leaving with an injury ... In the last two years has 22 double-digit tackle games, and has 26 in his career ... Has 436 career tackles which is an ODU record.

**2022:** **Second-team All-America (FWAA, USA Today, Fox Sports, USA Today), third-team All-American by the Associated Press ... First-team All-Sun Belt ... Touchdown Club of Richmond Linebacker of the Year** ... Led the country with 186 tackles on the year, 39 more than the No. 2 tackler in the country ... Also led the country with 15.5 tackles per game ... Finished seven tackles shy of the FBS record for tackles in a season (Lawrence Flugence, Texas Tech, 2002) ... Broke the ODU and Sun Belt Conference single-season records for tackles ... Registered 11 double-digit tackle games ... The only player in FBS to have multiple 20+ tackle games ... Led ODU with 10 tackles for loss ... Added three pass breakups, a sack and blocked a kick ... Notched 18 tackles and 1.5 tackles for loss and half a sack in ODU's season-opening win over Virginia Tech. Named Sun Belt Conference Defensive Player of the Week ... Added 14 tackles, a tackle for loss and half a sack at ECU ... Recorded 12 tackles and a TFL at Virginia ... Recorded the first 20-tackle game in ODU history, notching a school record 21 tackles and half a TFL in the win over Arkansas State ... Totaled 15 stops and a tackle for loss against Liberty ... Had 10 tackles and a TFL in the win at Coastal Carolina ... Recorded a school record 22 tackles and a tackle for loss against Georgia Southern ... Notched 17 tackles and 1.5 tackles for loss at Georgia State ... Delivered 19 tackles and two tackles for loss against Marshall ... Had 18 tackles in the home finale against James Madison ... Recorded two



# Returners

tackles at App State after leaving the game in the first quarter with an injury ... Came back with 18 tackles in the season finale at South Alabama.

**2021: Conference USA All-Freshman Team ... PFF College Football True Freshman All-American** ... Finished tied for third on the team with 80 tackles ... Recorded four double-digit tackle games ... Led the team in tackles three times ... Registered four tackles for loss, one sack, two forced fumble and a fumble recovery ... In his first career game, recorded seven tackles in the win over Hampton ... Led the team and recorded his first career double-digit tackle game at UTEP ... Notched eight tackles at Marshall ... Notched 12 tackles in the win over FAU and was named C-USA Defensive Player of the Week. Also blocked an extra point that was returned for two points ... Had 10 tackles, including the game-clinching forced fumble that was recovered by ODU in the win at Middle Tennessee ... Totaled a career-best 13 tackles in the Myrtle Beach Bowl against Tulsa.

**HIGH SCHOOL:** A three-star recruit by 247 Sports ... Set a school record with 529 tackles in his four-year career at Delaware Valley High School ... Notched a career-high 162 tackles as a junior ... Also had five sacks and an interception ... Recorded 140 tackles and seven sacks as a sophomore ... Had 102 tackles as a senior in seven games ... Had 80 carries for 762 yards and 10 touchdowns as a senior ... Ranked as the No. 24 recruit in Pennsylvania and the No. 60 outside linebacker in the country ... Two-time Scranton Times Defensive Player of the Year ... Twice earned all-league, region and Class 6A all-state accolades ... Named Pennsylvania All-State at linebacker across all classifications ... Rushed for 250 yards and six touchdowns and caught 21 passes for 345 yards and five touchdowns as a junior ... Placed fifth in the PIAA State Wrestling Championships at 195 pounds as a junior.

**PERSONAL:** Son of Bill and Melissa Henderson ... Full name is William Jason Henderson ... One sister, Karae ... Majoring in leadership.

**JASON HENDERSON CAREER STATS**

Year	Games	AT	UT	TOTAL Sacks	TFL	INT	FF	FR	PBU	
2021	12	35	45	80	1.0	4.0	0	2	1	0
2022	12	58	128	186	1.0	10	0	0	0	3
2023	12	52	118	170	4.0	19.5	0	1	0	1
<b>TOTAL</b>	<b>36</b>	<b>146</b>	<b>290</b>	<b>436</b>	<b>6.0</b>	<b>33.5</b>	<b>0</b>	<b>3</b>	<b>1</b>	<b>4</b>



## Kris Trinidad

DE • 6-5 • 270 • R-Jr.  
Richmond, Va./Lloyd C. Bird

**2023:** Appeared in all 13 games, making eight starts at defensive end ... Notched 36 tackles, two sacks and three tackles for loss ... Had three tackles in the season-opener at Virginia Tech ... Registered three tackles and a sack against Wake Forest ... Totaled seven tackles in the win at Southern Miss ... Had a sack in the win over App State ... Recorded a career-best eight tackles and half a tackle for loss in the bowl-clinching win over Georgia State.

**2022:** Played in all 12 games, starting three at defensive end ... Registered 21 tackles, 3.5 sacks and four tackles for loss ... Had four tackles and his first career sack in the win over Arkansas State ... Recorded four tackles and a sack at Georgia State ... Had a season-high five tackles and a sack against Marshall.

**2021:** Redshirted ... Did not play.

**HIGH SCHOOL:** Recorded 38 tackles, 5.5 sacks and two fumble recoveries as a junior ... Won the Lloyd C. Bird Dutchman Award ... Also played basketball for Lloyd C. Bird.

**PERSONAL:** Son of Latoya Trusell ... Full name is Kristopher Eliseo Trinidad ... Two brothers, Naseric Copeland and Jaden Isacc, and two sisters, Novel West and Kendel Trinidad ... Majoring in leadership.

**KRIS TRINIDAD CAREER STATS**

Year	Games	AT	UT	TOTAL Sacks	TFL	INT	FF	FR	PBU
2022	12	8	13	21	3.5	4.0	0	0	0
2023	12	11	25	36	2.0	3.5	0	1	0
<b>TOTAL</b>	<b>24</b>	<b>19</b>	<b>38</b>	<b>57</b>	<b>5.5</b>	<b>7.5</b>	<b>0</b>	<b>1</b>	<b>0</b>



## Zach Hagedon

S • 5-11 • 193 • R-Fr.  
Charleston, S.C./Oceanside Collegiate

**2023:** Redshirted ... Did not play.

**PERSONAL:** Son of Andy Hagedon and Kira Perdue ... One sister, Zoe ... Majoring in marine biology ... Majoring in biology ... Enjoys fishing ... Favorite food is fried shrimp ... Favorite movie is Maze Runner.

# Returners



**Brock Walters**  
 LS • 6-1 • 233 • So.  
 Kailua Kona, Hawaii/Winter Park (Fla.)

45

**2023:** Played in six games as the long snapper for punts before a season-ending injury.

**HIGH SCHOOL:** Ranked as the No. 13 long snapper in the country ... Earned a spot at the prestigious Rubio Top-12 Long Snapping Camp ... Named Special Teams Player of the Year ... Selected to play in the Florida North/South All-Star Game.

**PERSONAL:** Full name is Brock David Kamuela Walters ... Son of Brett and Kaili Walters ... Two brothers, Nico and Jace, and two sisters, Riley and Reese ... Majoring in leadership.



**Maarten Woudsma**  
 OL • 6-5 • 292 • R-So.  
 Amersfoort, Netherlands/Oscar Smith (Va.)

55

**2023:** Appeared in all 13 games ... Played as a reserve offensive lineman and on the punt team.

**2022:** Redshirted ... Played in four games ... Played 15 offensive snaps as a blocking tight end and on the field goal/extra point team.

**HIGH SCHOOL:** A three-star recruit by 247Sports ... Ranked as the No. 46 recruit in Virginia and ranked No. 128 among interior offensive lineman ... Ranked No. 16 in the Virginian-Pilot's preseason Hampton Roads Top-50 ... A three-time all-state honoree at center ... Helped lead Oscar Smith to a pair of state championships, including back-to-back as a junior and senior and three district and region championships ... Played for coach Chris Scott at Oscar Smith.

**PERSONAL:** Son of Peter and Reina Woudsma ... Full name is Maarten Wieger Woudsma ... Two sisters, Laura and Rianne ... Majoring in exercise science.



**Michael Flores**  
 OL • 6-3 • 310 • R-Sr.  
 Arlington, Texas/All Saints Episcopal/  
 Dartmouth

51

**2023:** Did not play.

**2022 (Dartmouth):** Started all 10 games at right guard ... Earned CSC All-District honors.

**2021 (Dartmouth):** Saw action in seven games as a reserve on the offensive line, primarily PATs and field goals.

**2019 (Dartmouth):** Did not play ... Redshirted.

**HIGH SCHOOL:** Captained football team to an 11-1 record and its second Southern Preparatory Conference title in a row as a senior ... academic all-state and second-team all-district along with classmate Cameron Baller ... good athlete who made all-district second team in basketball and also threw shot and discus on the track.

**PERSONAL:** Full name is Michael Gabriel Flores ... son of Charlie and Lisa Flores ... Three brothers, Jacob, Charlie and John Paul... One sister, Lysette, who went to Harvard ... All three brothers played on the offensive line in college, two for Dartmouth in offensive lineman John Paul Flores and former Dartmouth standout Jacob Flores, who spent time with the Green Bay Packers ... brother Charlie played at Columbia was a grad transfer at SMU in 2019 ... with his sister going to grad school at Harvard, all four siblings have Ivy League pedigrees ... Is the youngest of five children ... Enjoys playing golf ... Favorite snack are cashews ... Favorite food is buffalo wings ... Graduated with a Bachelor's of arts degree from Dartmouth... Majoring in sport management.



**Jaylon White-McClain**  
 DE • 6-4 • 254 • R-So.  
 Virginia Beach, Va./Kempsville

56

**2023:** Played in 11 games at defensive tackle ... Recorded 15 tackles and half a tackle for loss ... Registered a season-high three tackles against Virginia Tech, App State and Coastal Carolina.

**2022:** Redshirted ... Played in three games, starting one at defensive end ... Recorded six tackles and a tackle for loss ... Recorded three tackles against Georgia State ... Had two tackles and a tackle for loss at App State.

**HIGH SCHOOL:** A two-star recruit by 247Sports ... Ranked as the No. 54 recruit in Virginia ... Ranked No. 17 in the Virginian-Pilot's preseason Hampton Roads Top-50 ... First-Team All-Region Offensive Line & Defensive End... Finished senior season with 54 tackles, 19 tackles for loss, 14 sacks, two blocked kicks and one fumble recovery ... gave up zero sacks in eight games rotating at left tackle in 2021 (209 drop-back pass attempts)... First-Team All-Beach District ... Played for coach Daryl Cherry at Kempsville.

**PERSONAL:** Son of Christopher and Sharnece ... One sister, Alaya ... Majoring in biology.

**JAYLON WHITE-MCCLAIN CAREER STATS**

Year	Games	AT	UT	TOTAL Sacks	TFL	INT	FF	FR	PBU
2022	3	3	3	6	0.0	1.0	0	0	0
2023	12	4	11	15	0.0	0.5	0	0	0
<b>TOTAL</b>	<b>15</b>	<b>7</b>	<b>14</b>	<b>21</b>	<b>0.0</b>	<b>1.5</b>	<b>0</b>	<b>0</b>	<b>0</b>



# Returners



**Ryan Harvey**  
 LS • 5-11 • 220 • R-So.  
 Ashburn, Va./Stone Bridge/Towson

57

**2023:** Did not play.

**2022:** Did not play.

**HIGH SCHOOL:** A four-star Kohl's long snapper.

**PERSONAL:** Son of Steven Harvey and Dawn Downey ... Two brothers, Sean and Ian ... Majoring in strategic communication ... Likes Mexican food ... Favorite TV Show is Ozark.



**Caleb Bryant**  
 OL • 6-7 • 305 • R-Fr.  
 Philadelphia, Pa./Camden (N.J.)

59

**2023:** Redshirted ... Did not play.

**HIGH SCHOOL:** Helped lead Camden to a 10-3 record and advance to the New Jersey state semifinals.

**PERSONAL:** Son of Abdul R. Beyah Bryant and Carolyn E. Connally-Bryant ... Four brothers, Naseem, Amir, Kamran and Khye, one sister, Amber, and a brother-in-law, Jeff ... Full name is Caleb Abdul Beyah-Bryant ... Majoring in leadership.



**Stephon Dubose-Bourne**  
 OL • 6-4 • 314 • R-Jr.  
 Chesapeake, Va./Indian River

58

**2023:** Started all 13 games at left guard ... Helped ODU rush for a season-high 339 yards at Marshall, including 236 for Kadarius Calloway ... Paved the way for ODU to have four, 100-yard rushers this season.

**2022:** Appeared in five games, starting at left guard against Marshall.

**2021:** Redshirted ... Played in three games on the year ... Saw action at guard against Hampton and on the extra point/field goal team against Wake Forest, Hampton and Liberty.

**HIGH SCHOOL:** A three-star recruit by 247 Sports ... Ranked as the No. 22 recruit in Hampton Roads and No. 48 ranked recruit in Virginia by ESPN ... Named a first-team All-757 Junior at offensive line ... Earned first-team All-Region honors ... Helped Indian River to a district championship ... Has played center, guard and tackle in high school ... Won the region championship in the shot put and came in third at the state meet.

**PERSONAL:** Son of Shawn Bourne and Yolonda Dubose ... Has two sisters, Jazz Dubose and Desiree Dubose ... Majoring in media studies.



**Spencer Dow**  
 OL • 6-3 • 311 • R-Fr.  
 Park Ridge, Ill./Maine South

60

**2023:** Redshirted ... Played in three games ... Against Georgia Southern, Georgia State and the Famous Toastery Bowl vs. WKU ... Was on the field goal/extra point team.

**HIGH SCHOOL:** Helped Maine South to a 9-3 record and advance to the third round of the state playoffs as a senior ... As a junior helped lead Maine South to a state runner-up finish and to an undefeated state championship as a sophomore ... Four-time scholar-athlete ... Conference champion in the discus.

**PERSONAL:** Son of Craig and Mary Dow ... One brother, Cole and one sister, Ava ... Full name is Spencer Matthew Dow ... Majoring in leadership ... Favorite food is Moe's ... Favorite team is the Chicago Bears.



**Jack Scala**  
 OL • 6-5 • 305 • R-Fr.  
 Frisco, Texas/Frisco

61

**2023:** Redshirted ... Did not play.

**PERSONAL:** Son of Stephen Scala and Linda Evanson ... Two sisters, Kendall and Bea ... Majoring in finance ... Favorite movie is Finding Nemo ... Originally from New York ... Is an avid scuba diver.

# Returners



**Kainan Miller**  
OL • 6-4 • 299 • R-Fr.  
Crozet, Va./Western Albermarle

67

**2023:** Redshirted ... Did not play.

**PERSONAL:** Son of Justin and Jennifer Miller ... One sister, Kynlee ... Majoring in business analytics ... Favorite movie is the Fast and Furious series ... Favorite actor is Denzel Washington



**Connor Drake**  
OL • 6-6 • 315 • R-Fr.  
Charlotte, N.C./Providence

73

**2023:** Redshirted ... Did not play.

**HIGH SCHOOL:** A three-time, first-team All-State selection ... Earned first-team All-Conference honors and earned All-Region accolades ... A two-time team captain ... Named Offensive Lineman of the Year.

**PERSONAL:** Son of Jason Drake and Kathleen Cishek ... Three brothers, Apollo Drake, Landon Drake and Ben Cishek ... Major is undecided ... Favorite TV show is The Sopranos ... Favorite snack is Cheez-its ... Enjoys reading.



**Santana Saunders**  
OL • 6-5 • 300 • Sr.  
Upper Marlboro, Md./Charles Herbert Flowers

71

**2023:** Started all 13 games on the offensive line ... Started the first four games at left tackle before making the final nine starts at right tackle ... Helped ODU rush for a season-high 339 yards at Marshall, including 236 for Kadarius Calloway ... Paved the way for ODU to have four, 100-yard rushers this season.

**2022:** Played in 11 games, making one start ... Started the season finale at South Alabama at right tackle.

**2021:** Conference USA All-Freshman Team ... Appeared in 11 games, making three starts at left tackle ... Started at left tackle against Hampton and helped ODU break the single-game rushing yards record with 358 against the Pirates.

**HIGH SCHOOL:** Three-star recruit ... Led Charles Herbert Flowers High School to third round of the Maryland State playoffs ... Earned first-team All-County accolades ... Played in the Blue-Grey All-American Bowl.

**PERSONAL:** Son of Raphael Saunders and Kim Watson ... Four brothers, Tryon Watson, Raphael Saunders, Kurhan Saunders and Jordan Howard, and one sister, Kayaah Howard ... Majoring in criminal justice.



**Skyler Grant**  
OL • 6-3 • 285 • R-Jr.  
Fredericksburg, Va./Riverbend

75

**2023:** Played in 12 games ... A reserve offensive lineman that also played on special teams.

**2022:** Did not play.

**2021:** Redshirted ... Played in two games ... Saw action as an extra tight end against Charlotte and in the Myrtle Beach Bowl against Tulsa.

**HIGH SCHOOL:** Earned first-team All-District and All-Area honors at offensive and defensive line ... Named Lineman of the Year ... U.S. National Team Alumni.

**PERSONAL:** Son of Lenord and Sonja Grant ... Full name is Skyler Lenord Grant ... Majoring in communication studies: lifespan.





# Returners



**Keanon McNally**  
 OL • 6-9 • 328 • R-So.  
 Kearney, Mo./Kearney/Tulane

77

**2023:** Appeared in five games ... Played on the offensive line and on special teams ... Came in at right tackle in the fourth quarter in the win over Georgia State.

**HIGH SCHOOL:** Received a three-star rating from ESPN.com and 247Sports.com ... Rated as the 21st overall prospect in the state of Missouri regardless of position according to ESPN ... Credited with 28 pancake blocks in seven games during his senior season ... Earned Second Team All-State, First Team All-District and First Team All-Conference as a senior ... Also contributed as a member of the basketball team.

**PERSONAL:** Son of Michael and Breanna McNally ... Two sisters, Kennedy and Elliana ... Majoring in marketing ... Favorite TV show is Suits ... Has his own clothing design brand ... Favorite food is crab rangoon.



**DJ Chandler**  
 TE • 6-5 • 245 • Jr.  
 Woodbridge, Va./Colgan/Virginia Union

80

**2023:** Played in 11 games ... Played primarily on special teams and as a blocking tight end on offense.

**Personal:** Majoring in leadership.



**Elijah Hoskin**  
 OL • 6-3 • 298 • R-Jr.  
 Culpeper, Va./Eastern View

78

**2023:** Appeared in 12 games, making one start on the offensive line ... Started at right guard against Coastal Carolina ... Played on the extra point/field goal team.

**2022:** Did not play.

**2021:** Redshirted ... Did not play.

**Personal:** Majoring in criminal justice.



**Quan Dunbar**  
 TE • 6-6 • 221 • R-Fr.  
 Belton, Mo./ Shawnee Mission South (Kan.)


84

**2023:** Redshirted ... Did not play.

**HIGH SCHOOL:** A three-star recruit by 247sports ... Earned first-team All-State honors at tight end ... Named to the All-Simone Team, awarded to the most outstanding players in Greater Kansas City ... Named first-team All-Conference ... A finalist for the Otis Taylor Award given to the top player in Kansas City area ... Caught 54 passes for 829 yards and 12 touchdowns.

**PERSONAL:** Son of Tosha Curls ... One brother, Quantine Dunbar, and two sisters, Aubre Brown and Azaree Dunbar ... Favorite movie is Friday ... Began playing football his senior year of high school...majoring in sport management.

# Returners



**Trey Lancaster**  
TE • 6-3 • 225 • R-Sr.  
Chesapeake, Va./Grassfield/CNU

87

**2023:** Did not play.

**HIGH SCHOOL:** Earned all-conference honors at Grassfield High School.

**PERSONAL:** Son of John and Kerri Lancaster ... Majoring in mechanical engineering.



**DeAndre Lynch**  
DT • 6-3 • 312 • R-Fr.  
Rocky Mount, N.C./Rocky Mount

90

**2023:** Redshirted ... Played in the Famous Toastery Bowl against WKU ... Recorded one tackle.

**HIGH SCHOOL:** Named Defensive MVP of the Shrine Bowl of the Carolinas All-Star Football game, recording five tackles and a sack ... A three-time All-Conference selection ... Conference Player of the Year.

**PERSONAL:** Son of Shannon Lynch ... Three brothers, Jaquan, Shabias and Sherrod ... Older brother Jaquan plays football at Barton College ... Majoring in business analytics.

**DEANDRE LYNCH CAREER DEFENSIVE STATS**

Year	Games	UT	AT	TOTAL	TFL	Sacks	INT	FF	FR	PBU
2023	1	0	1	1	0.0	0.0	0	0	0	0
<b>TOTAL</b>	<b>1</b>	<b>0</b>	<b>1</b>	<b>1</b>	<b>0.0</b>	<b>0.0</b>	<b>0</b>	<b>0</b>	<b>0</b>	<b>0</b>



**Ethan Sanchez**  
K • 5-9 • 192 • Jr.  
Dallas, Ga./North Paulding

92

**2023:** Played in all 13 games as ODU's primary kicker, handling kickoffs, extra points and field goals ... For the second-straight year did not miss an extra point, going 36-for-36 ... Was 14-for-21 on field goals with a career long of 49 ... In the opener at Virginia Tech, kicked a 28-yard field goal ... In the win over Louisiana, drilled a 39-yard field goal and was 5-for-5 on extra points ... Went 1-for-3 on field goals against Wake Forest with a career-long 49-yarder ... At Marshall, missed a 50-yard field goal but was 5-for-5 on extra points ... Delivered his first career touchback ... Kicked a 31-yard field goal in the win at Southern Miss ... Was 2-for-2 on field goals in back-to-back weeks against App State and James Madison ... Knocked in a 47-yarder in the win over App State ... Kicked 38-yard field goals against Coastal Carolina and Liberty ... Went 2-for-3 on field goals with a 47-yarder and also the game-winning 23-yarder on the final play of the game in the win over Georgia Southern ... Kicked a 37-yarder in the win over Georgia State ... Finished the year with 16 touchbacks.

**2022:** Played in 11 games as the kicker for field goals and extra points ... A perfect 28-for-28 on extra points and 10-for-13 on field goal attempts ... Led the team in scoring with 58 points ... Went 2-for-2 on field goal attempts from 29 and 20 yards in the season-opening win over Virginia Tech ... Made a 34-yarder against Liberty ... Connected on 3-of-5 field goal attempts against Georgia Southern, including a season-long 44-yarder ... Made a 40-yarder at Georgia State ... Kicked a 29-yard field goal against JMU ... 2-for-2 from 33 and 18 yards in the season finale at South Alabama.

**HIGH SCHOOL:** Was 32-for-32 on extra points as a senior at North Paulding High School ... As well as a long field goal of 47 yards ... Selected to play in the 2022 Polynesian Bowl ... Selected to first-team all-county and first-team all-region ... The No. 2 ranked kicker in the country and ranked a six-star kicking prospect by Chris Sailer Kicking ... Played for coach Don Stark at North Paulding.

**PERSONAL:** Son of Jose and Aly Sanchez ... Two brothers, Jonathan and Nathaniel ... Majoring in biomedical sciences.

**ETHAN SANCHEZ CAREER STATS**

Year	Games	PAT	FG	Long	TB
2022	11	28-28	10-13	44	0
2023	12	36-36	14-21	49	16
<b>TOTAL</b>	<b>21</b>	<b>64-64</b>	<b>24-34</b>	<b>49</b>	<b>16</b>





# Returners



**Nathaniel Eichner**  
 K • 5-9 • 162 • R-So.  
 Trinity, Fla./East Lake/Alabama State

**2023:** Redshirted ... Did not play.

**2022 (Alabama State):** Was 5-for-8 on field goals with a long of 42 and 9-of-11 on extra points.

**HIGH SCHOOL:** Earned second-team All-County honors ... Was 23-for-23 on extra points and 8-of-11 on field goals with a long of 45.

**PERSONAL:** Son of Michael and Catherine Eichner ... Majoring in business management.



**Ian Brandt**  
 P • 6-2 • 195 • R-Fr.  
 State College, Pa./State College Area

**2023:** Redshirted ... Punted in four regular season games and the Famous Toastery Bowl against WKU ... Punted 22 times for a 38.9-yard average ... Had five punts downed inside the 20 and six punts were fair caught ... Had a career-long 64-yard boot against WKU.

**IAN BRANDT CAREER STATS**

Year	No.	Avg.	Long	TB	FC	i20	50+
2023	22	38.9	64	1	6	5	1
<b>TOTAL</b>	<b>22</b>	<b>38.9</b>	<b>64</b>	<b>1</b>	<b>6</b>	<b>5</b>	<b>1</b>



**Brandon Richards**  
 LS • 6-0 • 212 • Sr.  
 Yorktown, Va./Tabb/Hampton

**2023:** Appeared in all 13 games ... Was the long snapper for field goals and extra points all season ... Took over punt snapping duties midway through the season.

**2020-22:** Played in 22 games at long snapper at Hampton ... Recorded three tackles.

**PERSONAL:** Son of Brian and Natalia Richards ... One sister, Skyler Harris ... Earned his undergraduate degree in accounting at Hampton and taking classes towards his master's degree in business administration at ODU.





# Returners



## Christopher Spencer

DL • 6-6 • 280 • R-So.  
Burgaw, N.C./Pender

**2023:** Appeared in one game ... Played on the defensive line at Marshall.

**2022:** Redshirted ... Did not play.

**HIGH SCHOOL:** A two-star recruit by 247Sports ... Ranked as the No. 52 recruit in North Carolina ... First-Team All-Coastal Preps Defense... Selected to play in the NC vs. SC All-Star Game ... First-Team All-Conference ... Played for coach Tom Eanes at Pender.

**PERSONAL:** Son of Operaus McKnight and Velicia Everett-McKnight ... Two brothers, Emmanuel Everett and Operaus Jr., and two sisters, Jennifer McKnight and Dachanel McKnight ... Majoring in occupational/tech studies.



## Cole Daniels

DT • 6-0 • 310 • Jr.  
Sumrall, Miss./Sumrall/Mississippi Gulf Coast

**2023:** Played in 12 games as a defensive tackle ... Recorded 15 tackles, 1.5 tackles for loss and half a sack ... Registered three tackles in the win at Southern Miss.

**HIGH SCHOOL/JUCO:** A three-star recruit by 247Sports out of high school ... Played in the Alabama-Mississippi All-Star Game ... As a senior, had 44 tackles, eight tackles for loss and two sacks ... Earned All-State honors ... Registered 226 tackles in high school ... Notched 44 tackles and a sack in 2022 at Mississippi Gulf Coast.

**PERSONAL:** Son of Percy Daniels and Tracy Brown ... One brother, Chancellor ... Majoring in leadership.

### COLE DANIELS CAREER STATS

Year	Games	AT	UT	TOTAL	Sacks	TFL	INT	FF	FR	PBU
2023	12	1	14	15	0.5	1.5	0	0	0	0
<b>TOTAL</b>	<b>12</b>	<b>1</b>	<b>14</b>	<b>15</b>	<b>0.5</b>	<b>1.5</b>	<b>0</b>	<b>0</b>	<b>0</b>	<b>0</b>





# Newcomers



## Diante Vines

WR • 6-0 • 198 • Sr.

Danbury, Conn./Taft School/Iowa



## Angelo Rankin Jr.

CB • 5-9 • 185 • Sr.

Wichita, Kan./Edmond Santa Fe/Richmond

**2023 (Iowa):** Started at wide receiver in eight games, playing in 10 ... Caught 12 passes for 134 yards and one touchdown, with a long reception of 36 yards on the season... Caught a career-high three passes for 35 yards (long of 23 yards) in 26-16 win vs. Michigan State ... Matched career-high three catches for a career-high 62 yards, including a career-high long of 36 yards, in 12-10 loss vs. Minnesota ... Caught two passes for seven yards, including one for three yards for his first career touchdown, in 41-10 win over Western Michigan ... Caught two passes for nine yards (long of eight yards) and rushed once for four yards in 10-7 win at Northwestern ... Caught one pass for 14 yards in 31-0 loss at Penn State... Caught one pass for seven yards in 20-13 win at Iowa State ...

**2022 (Iowa):** Academic All-Big Ten ... Comeback Player of the Year ... Missed first six games of the season due to preseason injury, playing in seven games and earning five starts at wide receiver ... Posted a career-high three receptions for 25 yards vs. in 24-10 win over Wisconsin, with a long of 15 yards ... Had two receptions for 23 yards in 21-0 Music City Bowl win over Kentucky, along with one rushing attempt for two yards ... Caught two passes for 22 yards in 33-13 win over Northwestern, with a long of 11 yards ... Had two receptions for 19 yards at in 24-3 win at Purdue.

**2021 (Iowa):** Academic All-Big Ten ... Played in six games.

**2020 (Iowa):** Redshirted... did not see any game action.

**HIGH SCHOOL:** Earned All-New England and Erickson League first-team honors as a wide receiver and defensive back as a junior at Danbury High School and senior at Taft ... Back-to-back Player of the Week honors as a senior ... Earned all-conference honors as a defensive back as a sophomore ... Earned eight varsity letters while competing as a prep in football, basketball, and track ... Played wide receiver, quarterback, defensive back as a prep, along with kick returns ... Prep team won Erickson League championship and Todd Marble Bowl as a junior ... Two-year record of 13-4 ... Set school record with 100-yard interception return ... Holds career records at Taft for receiving yards, receptions, and touchdown receptions ... Team captain as a junior ... Had 48 receptions and eight receiving touchdowns as a senior, with three rushing touchdowns, one kickoff return touchdown, and two defensive touchdowns (interception and fumble return)... recorded 14 tackles and four interceptions on defense, with two recovered fumbles and one forced fumble ... Had 184 yards on three kickoff returns ... As a junior recorded 51receptions for 602 yards and 12 touchdowns at Taft ... At Danbury as a junior recorded 68 tackles, four interceptions, three forced fumbles, and three recovered fumbles ... Had 58 tackles as a sophomore, with four interceptions, four forced fumbles, and four recovered fumbles.

**PERSONAL:** Son of Joyce Russotti and Marshall Vines ... Majoring in leadership ... Favorite TV show is Snowfall ... Favorite team is the Dallas Cowboys ... Favorite food is Nonnas chicken cutlet and pasta ... Likes to play video games.

### DIANTE VINES CAREER RECEIVING STATS

Year	Games	Rec.	Yards	TD's	Long	Avg.
2022	7	10	94	0	15	9.4*
2023	10	12	134	1	36	11.2*
<b>TOTAL</b>	<b>17</b>	<b>22</b>	<b>228</b>	<b>1</b>	<b>36</b>	<b>10.4</b>

\*Stats from Iowa

**2023 (Richmond):** Appeared in five games ... Registered 17 tackles, 1.5 tackles for loss and a sack ... Had three pass breakups, one interception and a forced fumble.

**2022 (Richmond):** Played in all 13 games ... Recorded 47 tackles including 30 solo ... Recorded eight pass breakups, with three coming at Delaware.

**2021 (Richmond):** Posted four total tackles (three solo, one ast.) and one pass breakup in a win over Towson ... Made two total tackles (two solo) in a victory over New Hampshire ... Added one pass breakup and one quarter-back hurry vs. Stony Brook ... Made first interception of college career vs. Stony Brook ... Notched three total tackles (two solo, one ast.) in a contest vs. Stony Brook ... Posted a team-high 11 total tackles (nine solo, two ast.) in a contest vs. James Madison ... Recorded one pass breakup in a contest vs. Elon ... Made first collegiate start in a matchup against Elon.

**HIGH SCHOOL:** Four-year letterwinner at Edmond Santa Fe High School ... Three-year starter ... Led Edmond Santa Fe to the 2020 State Finals ... Two-time District Champions in 2020 and 2019 ... 30th ranked recruit in the state of Oklahoma by the Oklahoman ... Honorable Mention All-State selection by the Tulsa World and Second Team All-State by the News Oklahoma ... First Team All-District as a defensive back and returner ... Named All-District Returner of the Year ... Tallied 46 tackles, five interceptions and six pass breakups as a senior ... Also returned three kickoffs for touchdown and scored six touchdowns on offense ... Won the state title in the 300-hurdles senior season in track ... Part of two-program record in track.

**PERSONAL:** Son of Angelo and Charisma Rankin ... Two brothers, Daneglo and Caleb, and two sisters, Neah and Alexa ... Majoring in leadership .

### ANGELO RANKIN CAREER STATS

Year	Games	AT	UT	TOTAL Sacks	TFL	INT	FF	FR	PBU
2021	10	23	7	30	0.0	0.0	1	0	5*
2022	13	30	17	47	0.0	2.0	0	0	9*
2023	5	10	7	17	1.0	1.5	1	1	3*
<b>TOTAL</b>	<b>28</b>	<b>63</b>	<b>31</b>	<b>94</b>	<b>1.0</b>	<b>3.5</b>	<b>2</b>	<b>1</b>	<b>0</b>

\* Stats from Richmond

# Newcomers



## Patrick Smith-Young

S • 5-10 • 190 • R-So.  
Missouri City, Texas/Fort Bend Clements/  
North Texas

**2023 (North Texas):** Second on the team with 77 tackles ... Added two pass breakups and a forced fumble ... Had a career-high 11 tackles against Tulsa.

**2022 (North Texas):** Saw action in four games ... Redshirted ... made UNT debut against FAU ... also saw action against LA Tech, UTSA and WKU ... registered tackles against LA Tech and WKU.

**HIGH SCHOOL:** Helped team to 7-4 record in 2021 ... Led team to first playoff appearance since 2007 ... Named Texas District 20-6A Offensive MVP as a senior ... Selected first-team all-district selection at both WR and S ... Had 62 tackles with seven pass breakups, two forced fumbles, one fumble recovery and two interceptions ... Added two kick return touchdowns ... On offense, had 49 receptions for 890 yards and 10 touchdowns ... Had 42 tackles and two interceptions as a junior.

**PERSONAL:** Full name is Allen Patrick Smith-Young ... Son of Will and Ellen Smith ... One brother, Stephen, and three sisters, Gabby, Destiny and Olivia ... Majoring in accounting.

### PATRICK SMITH-YOUNG CAREER STATS

Year	Games	AT	UT	TOTAL Sacks	TFL	INT	FF	FR	PBU
2022	4	1	1	2	0.0	0	0	0	0
2023	12	33	44	77	0.0	0	1	0	2
<b>TOTAL</b>	<b>16</b>	<b>34</b>	<b>45</b>	<b>79</b>	<b>0.0</b>	<b>0</b>	<b>1</b>	<b>0</b>	<b>2</b>



## Bryce Duke

RB • 6-0 • 210 • Jr.  
Leesburg, Va./Tuscarora/Virginia Tech

**2023 (Virginia Tech):** Played in 11 games at running back ... Had 11 carries for 69 yards and caught two passes for 19 yards.

**2022 (Virginia Tech):** Played in 11 games ... Registered 138 all-purpose yards (59 rushing, 50 kick return, 29 receiving) ... Had 18 carries, recorded three receptions and made three kick returns ... Made two carries totaling 18 rushing yards during Tech's final series at Duke (Nov. 12) ... Career long 12-yard run ... Caught two passes for two yards against Georgia Tech (Nov. 5) ... Brought back a 14-yard kick return at No. 24 NC State (Oct. 27) ... Lined up on kick return units at Pitt (Oct. 8) and against Miami (Oct. 15) ... Set season and career highs upon leading Tech with 10 carries, totaling 16 rushing yards at North Carolina (Oct. 1) ... Caught his first career touchdown (27-yard pass from Grant Wells) and carried the ball six times for 25 rushing yards against Wofford (Sept. 17) ... Made a 23-yard kick return during his collegiate debut at Old Dominion (Sept. 2).

**HIGH SCHOOL:** Played for head coach Brandon Wheelbarger at Tuscarora High School ... Helped team to an 11-3 record as a senior ... Named The Washington Post's 2021 All-Met Team Offensive Player of the Year ... Played in 13 games, totaling 322 carries for 2,852 yards with 36 touchdowns ... 2021 Dulles District Co-Offensive Player of the Year ... All-Dulles District First-Team ... Rushed for over 100 yards in 12 games ... Averaged nearly 220 rushing yards per game ... Recorded 17 receptions for 256 yards with five touchdowns ... As a junior, helped Tuscarora to a 7-1 record in the 2021 spring season ... Recorded 198 carries for 1,583 yards with 22 touchdowns ... Had 13 receptions for 189 yards with three touchdowns.

**PERSONAL:** Son of Kevin and Julia Duke ... One brother, Taylor, and one sister, Kirsten ... Majoring in leadership.

### BRYCE DUKE CAREER RUSHING STATS

Year	Games	Att.	Yards	TD's	Long	Avg.
2022	11	18	59	0	12	3.3
2023	12	11	69	0	31	6.3
<b>TOTAL</b>	<b>23</b>	<b>29</b>	<b>128</b>	<b>0</b>	<b>31</b>	<b>4.4</b>



## Aaron Young

RB • 5-10 • 203 • Sr.  
Coatesville, Pa./Coatesville/Rutgers

**2023 (Rutgers):** Named to the Academic All-Big Ten list (12/11) for the fourth time ... Recorded a 10-yard receiving touchdown against Maryland (11/25) ... Recovered a fumble in the end zone as part of the comeback win over Michigan State (10/14) ... Contributed a 10-yard receiving touchdown at Wisconsin (10/7) ... Rushed for 61 yards with a touchdown versus Wagner (9/30) ... Recorded a 14-yard carry at No. 2 Michigan (9/23).

**2022 (Rutgers):** Played in four games ... Named to the Academic All-Big Ten list (12/9) for the third time ... Totaled 11 carries for 38 yards ... Hauled in an 18-yard touchdown reception and rushed for 30 yards at Michigan State (11/12) ... Made season debut on special teams in the win over Indiana (10/22).

**2021 (Rutgers):** Played in all 13 games with one start at running back ... Named to the Academic All-Big Ten list (12/14) for the second time ... Led the team with six touchdowns (five rushing, one rec.) ... Totaled 56 carries for 205 rushing yards and five touchdowns ... Posted 12 receptions for 85 yards and a score ... Contributed 22 yards on three punt returns and three tackles on special teams ... Started and scored a 12-yard touchdown on seven carries in the TaxSlayer Gator Bowl versus No. 20 Wake Forest (12/31) ... Rushed for a touchdown and added two catches against Maryland (11/27) ... Rushed for 23 yards with a touchdown in the win at Indiana (11/13) ... Hauled in a 14-yard touchdown pass at No. 19 Michigan (9/25) ... Added 40 all-purpose yards with a rushing touchdown versus Delaware (9/18) ... Rushed for 26 yards with a touchdown and added two receptions in the win over Temple (9/4).

**2020 (Rutgers):** Played in all nine games ... Named to the Academic All-Big Ten list (12/10) ... Totaled 194 all-purpose yards ... Rushed 35 times for 96 yards and a touchdown ... Recorded at least one reception in each game with 23 overall for 100 yards ... Collected five receptions against Penn State (12/5) ... Scored first collegiate touchdown on a one-yard rush to give Rutgers the lead in the win at Purdue (11/28) ... Totaled 36 all-purpose yards and recorded a tackle on punt coverage versus Michigan (11/21) ... Picked up five receptions against No. 17 Indiana (10/31) ... Rushed for 23 yards and added two receptions in the season-opening win at Michigan State (10/24).

**2019 (Rutgers):** Played in all 12 games with four starts at running back ... Led the team with 823 all-purpose yards ... Had three games with over 100 all-purpose yards and led the team in six contests ... Ranked fourth in the Big Ten following the regular season with 557 combined kick return yards (550 kickoff, seven punt) ... Averaged 21.2 yards with a long of 48 on 26 kickoff returns ... Totaled 43 carries for 153 yards on the ground and 15 receptions for 113 yards ... Registered 11 first downs (eight rushing, three receiving) ... Hauled in a season-best 39-yard reception at No. 12 Penn State (11/30) ... Averaged 21.6 yards on five kickoff returns versus Michigan State (11/23) ... Led the team with 88 all-purpose yards against No. 2 Ohio State (11/16) ... Collected 67 rushing yards on 13 carries in start at Illinois (11/2) ... Added 54 all-purpose yards in the win over Liberty (10/26) ... Had a 37-yard kickoff return versus No. 20 Minnesota (10/19) ... notched 75 kickoff return yards, 29 rushing yards and three catches at Indiana (10/12) ... Earned first start against Maryland (10/5) and tallied a season-high 191 all-purpose yards, including 175 on kickoff returns with a long of 48 ... Collected three receptions for 35 yards versus Boston College (9/21).

**HIGH SCHOOL:** Played for head coach Matt Ortega at Coatesville ... Rushed for 1,641 yards and 28 touchdowns as a senior ... Had 16 receptions for 316 yards and four touchdowns on the season ... Ran for 1,687 yards and 31 touchdowns as a junior ... Also caught 23 passes for 238 yards and four touchdowns ... Rated the No. 11 recruit in Pennsylvania by Rivals and 12th-best player by 247Sports.

**PERSONAL:** Son of Anthony Young and Luan Gethers ... Earned his degree in digital marketing from Rutgers ... Has two brothers, Avery, who was his teammate at Rutgers and now plays for the Seattle Seahawks, and former ODU linebacker and second leading tackler in ODU history, Jordan.

### AARON YOUNG CAREER RUSHING STATS

Year	Games	Att.	Yards	TD's	Long	Avg.
2019	12	43	153	0	17	3.6
2020	9	35	96	1	10	2.7
2021	13	56	205	5	12	3.7
2022	4	11	38	0	14	3.5
2023	9	16	94	1	16	5.9
<b>TOTAL</b>	<b>47</b>	<b>161</b>	<b>586</b>	<b>7</b>	<b>17</b>	<b>3.6</b>



# Newcomers



**Jahron Manning**  
**S • 5-10 • 185 • Jr.**  
**New Orleans, La./Brother Martin/  
 Copiah-Lincoln**

**HIGH SCHOOL/JUCO:** Earned first-team All-America honors and named team Defensive MVP ... Registered 71 tackles in 12 games with Copiah-Lincoln in 2023 ... Recorded three interceptions and a forced fumble ... Helped lead team to division championship and state finals.

**PERSONAL:** Son of Tajuana Manning ... Two brothers, Jabbar Singleton and Jeremy Singleton, and one sister, Journi Manning ... Majoring in leadership.



**Will Jones II**  
**S • 5-9 • 191 • Sr.**  
**Mansfield, Texas/Mansfield Summit/  
 South Florida**

**2023 (USF):** Played in nine games ... Had 15 tackles and one pass breakup ... Notched a season-high five tackles against UTSA.

**2022 (USF):** Competed in 12 games, making six starts at safety ... Posted 32 tackles, two pass break-ups and a tackle for loss on the year ... Had a season-high eight tackles (7 solo) vs. UCF (11/26) ... Posted six stops at Houston (10/29) ... Five tackles at Temple (11/5) ... Four stops vs. SMU (11/12) ... Posted two tackles and one tackle for loss vs. BYU (9/3) ... Had at least one tackle in 10 games, including the last eight straight ... Made 22 stops in the last five games.

**2021 (USF):** Did not see game action ... Suffered a season-ending knee injury two days before the start of the season ... Was projected to be a defensive starter.

**2020 (KANSAS STATE):** Entered the transfer portal in November ... Appeared seven games, starting at nickel back against Arkansas State and West Virginia ... Collected 15 tackles (12 solo, three assisted), two tackles for loss, an interception and a blocked punt on the season ... Recorded the interception and blocked punt in the same game vs. Arkansas State, becoming the first Wildcat to achieve the feat in a game since 2008 ... In a road win at TCU, registered five tackles.

**2019 (KANSAS STATE):** Saw action in four games as a reserve defensive back and on special teams as he retained his redshirt ... Made a tackle for loss against Bowling Green.

**HIGH SCHOOL:** Played at Summit under head coach Channon Hall ... A late flip from Cal before signing with Kansas State ... Rated the 60th-best cornerback in the Class of 2019 by ESPN and is 62nd by 247Sports, while he was viewed as the 77th-best player in the state of Texas by 247Sports ... Picked up first team all-district honors as both a junior and senior, while he was also named to the academic all-district team both years ... Recorded 48 career tackles to go along with eight interceptions and 15 passes defended during his prep career ... Six of his picks came during his junior year ... Returned four kickoffs for a 45.5-yard average as a senior ... Also participated in track where he was a regional qualifier every year.

**PERSONAL:** Full name is William Michael Jones II ... Son of William and Sheuna Jones... One brother, Christian.

**WILL JONES II CAREER STATS**

Year	Games	AT	UT	TOTAL Sacks	TFL	INT	FF	FR	PBU
2019	4	0	1	1	0.0	0.0	0	0	0*
2020	7	3	12	15	0.0	2.0	1	0	0*
2022	12	14	18	32	0.0	1.0	0	0	2#
2023	9	7	8	15	0.0	0.0	0	0	1#
<b>TOTAL</b>	<b>32</b>	<b>24</b>	<b>39</b>	<b>63</b>	<b>0.0</b>	<b>3.0</b>	<b>1</b>	<b>0</b>	<b>3</b>

\* Stats from Kansas State  
 # Stats from South Florida



**Quinn Henicle**  
**QB • 6-2 • 190 • Fr.**  
**Downingtown, Pa./Downingtown West**

**HIGH SCHOOL:** A three-star recruit by 247Sports ... Completed 135-of-232 passes for 2,241 yards and 22 touchdowns as a senior at Downingtown West ... Also rushed for 279 yards and nine touchdowns ... Helped lead Downingtown West to an 11-3 record and advance to the fourth round of the Pennsylvania state playoffs ... Scored a touchdown with 16 seconds left to beat rival Downingtown East to advance in the playoffs ... Earned first-team All-District honors as a junior.

**PERSONAL:** Son of Ben and Jen Henicle ... One brother, Max ... Major is undecided ... Favorite movie is Remember the Titans ... Favorite team is the Pittsburgh Steelers ... Favorite food is a cheeseburger ... Likes to play golf.



**Ny'Len Ramon Jones**  
**LB • 6-0 • 227 • Jr.**  
**Kenner, La./Madison Prep/Hutchinson**

**HIGH SCHOOL/JUCO:** Notched 35 tackles, 2.5 sacks and two interceptions this season at Hutchinson ... Totaled nine tackles and two sacks in 2022 ... Led Madison Prep in tackling as a senior with eight tackles per game.



**Jerome Carter**  
**S • 6-1 • 190 • Fr.**  
**Lake City, Fla./Columbia HS**

**HIGH SCHOOL:** As a junior, recorded 104 tackles, five interceptions and 10 pass breakups.

# Newcomers



## Demariyon Houston

**WR • 5-10 • 180 • Sr.**  
**Oklahoma City, Okla./Millwood/Missouri**

13

**2023 (Missouri):** Did not play.

**2022 (Missouri):** After being sidelined due to injury for the first seven games, the junior saw action in the final five games this season ... made a big impact in the bowl game, catching six passes for 39 yards and a touchdown against Wake Forest (12/23).

**2021:** Played in 11 games at Hutchinson C.C in 2021 ... hauled in 19 receptions for 280 yards and three touchdowns.

**2019-20:** Was at Nebraska but did not play in a game.

**HIGH SCHOOL:** Four-star prospect by 247Sports ... listed as one of the top 50 wide receivers in the country and top five overall players in Oklahoma (247Sports) ... two-time Class 2A State champion and led Millwood to a 39-game win streak, the fifth-longest streak in 11-man football in Oklahoma history ... as a senior in 2018, caught 35 passes for 772 yards and 11 touchdowns, averaging more than 22 yards per reception ... named a first-team All-Oklahoma selection by USA Today ... all-district, all-class and all-state recognition from the Oklahoma Coaches Association ... as a junior in 2017, battled through injuries to catch 20 passes for 534 yards and seven touchdowns to help Millwood to its second-straight state title ... also a standout on the track, winning a combined three Oklahoma 3A titles as a senior ... champion in the 100 meters (10.72) and the 200 meters (21.67) ... member of the state champion 4x200-meter relay team and the runner-up 4x800-meter relay team.

**PERSONAL:** Son of Jerrod and Charmonique Bradford ... Favorite movie is Jurassic Park ... Favorite food is seafood.



## Jed Olotu-Judah

**S • 6-0 • 185 • Fr.**  
**Katy, Texas/Katy**

13

**HIGH SCHOOL:** Totaled eight interceptions as a junior and helped Katy to a 14-1 record and advance to the state semifinals.

**PERSONAL:** Son of Lane and Buliky Olotu-Judah ... Two brothers, Israel and David ... Majoring in business marketing ... Favorite TV show is The Simpsons ... Favorite movie is the Pursuit of Happyness ... Likes fruit snacks ... Favorite team is the Dallas Cowboys.



## Emmett Morehead

**QB • 6-5 • 225 • R-Jr.**  
**Woodside, Calif./Episcopal/Boston College**

14

**2023 (Boston College):** Played in four games ... Completed 15-of-30 passes for 124 yards ... Rushed twice for eight yards.

**2022 (Boston College):** Played in 10 games with four starts, completing 115-of-192 passes for 1,254 yards and 10 touchdowns ... One of two freshmen (redshirt or true freshman - Drake Maye at UNC the other) in the country to produce multiple 325-yard, three-touchdown games and did so in only four starts ... Season-high four touchdown passes against Duke (11/4) in his first career start ... Threw for season-high 330 yards in consecutive weeks, against Duke and NC State (11/12) ... Led BC to its first top-25 win since 2018 and first over an AP-ranked team since 2014 at NC State with a game-winning touchdown pass in the final minute ... Completed season-high 29 passes twice, against NC State and Syracuse (11/26).

**2021 (Boston College):** Played in two games under center and redshirted the season ... completed 6-of-16 passes for 87 yards ... Named a scout team player of the week ahead of the Clemson (10/2) game ... Threw for 87 yards on six completions at Syracuse (10/30).

**HIGH SCHOOL:** A three-star recruit by 247 Sports, ESPN and Rivals ... Rated as the No. 28 player in Virginia by Rivals, No. 40 by ESPN and No. 52 by 247 Sports ... Graded as the No. 56 pro-style quarterback in the country by 247 Sports and No. 62 pocket-passer in the country by ESPN ... Also played three seasons of varsity baseball and one varsity basketball.

**PERSONAL:** Son of Dan and Devon Morehead ... Father played football and was on the crew team at Princeton while his mother was a member of the Princeton basketball team ... Majoring in management ... Hobbies include surfing and playing the guitar ... Favorite food is steak ... Favorite TV show is Entourage.

### EMMETT MOREHEAD CAREER STATS

Year	Games	Comp.	Att.	INT	Yards	TD's	LONG	PCT.
2021	2	6	16	0	87	0	44	38.0
2022	6	104	173	6	1165	9	39	60.0
2023	4	15	30	0	124	0	16	50.0
<b>TOTAL</b>	<b>12</b>	<b>125</b>	<b>219</b>	<b>6</b>	<b>1376</b>	<b>9</b>	<b>44</b>	<b>57.1</b>



# Newcomers



**Pat Conroy**  
TE • 6-2 • 235 • Sr.  
Reading, Mass./Reading Memorial/  
Merrimack

**2023 (Merrimack):** Played in two games.

**2022 (Merrimack):** Appeared in 10 games ... Caught 14 passes for 233 yards and six touchdowns ... Against Central Connecticut State, caught three passes for 25 yards and all three went for touchdowns ... Had two receptions for 58 yards and a score against St. Francis (Pa.).

**2021 (Merrimack):** Played in all 11 games on the year at tight end ... Made 19 receptions for 444 yards and six touchdowns ... Had the best game of his career Sep. 25 at Delaware State when he made five catches for 139 yards and a trio of touchdowns ... Registered at least one catch in nine of the team's 11 games.

**2020 (Merrimack):** Suited up for all three games on the year ... Had 25 all-purpose yards Mar. 21 at Sacred Heart on two catches and one rushing attempt.

**2019 (Merrimack):** Made one appearance for the Warriors during his freshman season ... Had 2 receptions for 2 yards at Rhode Island.

**HIGH SCHOOL:** Letterwinner at Reading Memorial High School (Mass.) ... Middlesex League MVP ... Boston Herald All-Scholastic ... Shriners Game Defensive MVP.

**PERSONAL:** Son of June and Scott Conroy ... One brother, Trevor, and one sister, Kelsie ... Majoring in finance ... Played ice hockey for nine years ... Favorite movie is Good Will Hunting ... Favorite food is steak.

**DIANTE VINES CAREER RECEIVING STATS**

Year	Games	Rec.	Yards	TD's	Long	Avg.
2019	1	2	2	0	1	1.0
2020	3	2	20	0	12	10.0*
2021	11	19	444	6	36	23.3*
2022	10	14	233	6	75	23.3*
2023	2	0	0	0	0	0.0*
<b>TOTAL</b>	<b>27</b>	<b>37</b>	<b>699</b>	<b>12</b>	<b>75</b>	<b>18.9</b>

\*Stats from Merrimack



**Na'eem Abdul Rahim Gladding**  
WR • 6-0 • 190 • Fr.  
Brooklyn, N.Y./Stone Bridge (Va.)

**HIGH SCHOOL:** As a senior at Stone Bridge, caught 42 passes for 1,100 yards and 16 touchdowns ... Earned All-District and All-Region accolades ... Helped Stone Bridge to a 9-5 record and spot in the state championship game.

**PERSONAL:** Son of Taurean Gladding and Khalidah Abdul-Rahim ... One sister, Koi ... Major is undecided ... Likes to draw ... Favorite movie is Jurassic Park ... favorite food is chicken alfredo ... Likes sour patch kids.



**Fidel Tau Pitts**  
WR • 6-0 • 190 • Jr.  
Stockton, Calif./Lincoln/College of San Mateo

**2023 (San Mateo):** Played in four games for College of San Mateo ... Caught seven passes for 77 yards ... Helped San Mateo go 4-0 in the games he played.

**PERSONAL:** Son of Fletcher and Fili Pitts ... Four brothers, Felix, Fletcher, Favor and Reo, and one sister, Felicity ... Majoring in business management ... Favorite TV shows are Outer Banks and Stranger Things ... Favorite movies are Creed 3 and Sandlot ... He is a barber ... Favorite team is the San Francisco Giants.



**Maurki James**  
RB • 6-0 • 190 • Fr.  
Lincoln, Del./Cape Henlopen

**HIGH SCHOOL:** As a senior, had 278 carries for 1,821 yards and 23 touchdowns ... Totaled 3,398 yards and 42 touchdowns in his career ... Also caught 26 passes for 358 yards and four scores ... Helped lead Cape Henlopen to a berth in the state championship game ... Rushed for 191 yards and five touchdowns in the semifinal win over Sussex Central.

# Newcomers



## Justin McKithen

CB • 5-10 • 160 • Sr.  
Savannah, Ga./New Hampstead/Florida Atlantic



## Dywan Griffin

CB • 5-11 • 170 • R-Sr.  
New Orleans, La./Landry-Walker/UTSA

**2023 (FAU):** Played in 11 games ... Appeared in the season opening win over Monmouth ... Credited with a solo tackle at USF.

**2022 (FAU):** Finished the Charlotte contest with four tackles and a game-changing pick six that he returned for 63 yards ... Earned C-USA Defensive Player of the Week honors for his effort in the Owls 43-13 win over Charlotte ... Recorded four tackles in a start at Ohio ... Added a tackle assist in the UCF contest ... Collected a solo tackle, a tackle assist, and a pass breakup at Purdue ... Started and contributed four solo tackles versus UNT ... Finished his night's work at Middle Tennessee with six solo tackles ... Recorded an Interception versus WKU.

**2021 (FAU):** Saw action in the season opener versus Florida ... Recorded a solo tackle in the Owls' 45-14 win over Fordham ... Credited with a solo tackle in the Owls' 58-21 win over FIU in Shula Bowl XX ... Assisted on a special teams tackle at ODU ... Drew the start at WKU where he recorded a solo tackle ... Started his second-consecutive game and the team's final game of the year, versus MT.

**2020 (FAU):** Worked into the rotation in the Owls' season opening victory over Charlotte and record his first collegiate tackle ... Recorded a solo tackle in FAU's 24-2 win over UMass ... Saw action in the 2020 Montgomery Bowl.

**HIGH SCHOOL:** All-Region 3A as a return specialist after his final campaign at New Hampstead ... Also chosen by coaches as the All-Region team returner for 2-A-A-A-A-A ... Totaled 970 all-purpose yards his junior year, including 23 catches for 547 yards and five touchdowns ... Also averaged 14.4 yards per rush, 230 yards, with two scores ... Prolific kick returner, with a career average of 30.3 yards ... That included an 82-yard return for a score as a sophomore.

### JUSTIN MCKITHEN CAREER STATS

Year	Games	AT	UT	TOTAL Sacks	TFL	INT	FF	FR	PBU
2020	6	2	2	4	0.0	0.0	0	0	0
2021	10	4	2	6	0.0	0.0	0	0	0
2022	12	17	7	24	0.0	0.0	2	1	0
2023	11	0	1	1	0.0	0.0	0	0	0
<b>TOTAL</b>	<b>39</b>	<b>23</b>	<b>12</b>	<b>35</b>	<b>0.0</b>	<b>0.0</b>	<b>2</b>	<b>1</b>	<b>0</b>

\*Stats from FAU

**2023 (UTSA):** Played in all 13 games and made five starts ... Recorded 26 tackles with five pass breakups, two forced fumbles and an interception.

**2022 (UTSA):** Played in eight games and drew a start at cornerback in the 52-24 win against Texas Southern ... Posted a pair of tackles and an interception in that victory over the Tigers ... Recorded 16 total tackles, 14 solo stops, one tackles for loss, two interceptions, one pass breakup and a quarterback hurry for the season ... Logged a season-high seven tackles and a QB pressure in the 44-38 double-overtime win at UAB ... had a 21-yard interception return in the 51-7 rout of Louisiana Tech ... Talled three tackles and broke up a pass in the 45-30 road triumph over Middle Tennessee.

**2021 (UTSA):** Appeared in a pair of games and used his redshirt season ... Broke up a pass in the 54-0 shutout of Lamar ... Also saw action in wins over UNLV and WKU.

**2020 (UTSA):** Made the move to cornerback ... Saw action in the 52-21 rout of UTEP (Nov. 14).

**2019 (UTSA):** Played in 11 games at wide receiver in his true freshman campaign ... Had seven receptions for 26 yards and two rushes for nine yards ... drew a start against Texas A&M and caught a 10-yard pass on the first play from scrimmage of that contest ... Logged his first career catch for three yards at Baylor ... Had a 2-yard reception in the 26-16 victory at UTEP ... Was on the receiving end of a pass in the win over Rice ... Caught a 6-yard pass at North Texas ... Had a season-long 7-yard scamper versus UAB.

**HIGH SCHOOL:** Multi-sport athlete who was a standout wide receiver for head coach Emanuel Powell at Landry-Walker High School in 2018 ... earned first-team All-District 8-5A honors ... Caught 42 passes for 931 yards and 11 touchdowns as a senior in his first year playing the sport since the eighth grade ... Also recorded a pair of interceptions, two punt returns for TDs and a kickoff return for a touchdown in 2018 ... Helped lead Landry-Walker to the second round of the 2018 Class 5A playoffs ... Had a 14-yard TD reception against Destrehan in the second round of the playoffs ... Also a first-team All-Metro performer for the basketball team ... Helped lead the Charging Bucs to the Class 5A state title game in hoops as a junior.

**PERSONAL:** Son of Dwayne Jones and Kimberly Griffin ... Has four sisters, Dianjanae, Tyranika, Dajavana and Kimberly and two brothers, Dwayne and Dywante ... Multidisciplinary studies major.

### DYWAN GRIFFIN CAREER STATS

Year	Games	AT	UT	TOTAL Sacks	TFL	INT	FF	FR	PBU	
2019	11	Played offense								
2020	1	0	0	0	0.0	0.0	0	0	0	
2021	2	0	0	0	0.0	0.0	0	0	1	
2022	9	2	14	16	0.0	1.0	2	0	3	
2023	13	8	18	26	0.0	0.0	1	2	5	
<b>TOTAL</b>	<b>36</b>	<b>10</b>	<b>32</b>	<b>42</b>	<b>0.0</b>	<b>1.0</b>	<b>3</b>	<b>2</b>	<b>8*</b>	

\*Stats from UTSA



# Newcomers



## Dirrick Goodman

LB • 6-1 • 205 • Fr.  
Florence, S.C./South Florence

**HIGH SCHOOL:** As a senior, totaled 71 tackles, four interceptions, two forced fumbles and two fumble recoveries ... Notched six interceptions and two touchdowns as a junior ... Named Lower State Defensive Player of the Year ... Earned first-team All-State honors.

**PERSONAL:** Son of Darrick Goodman ... Three brothers, Kwame, Keshawn and Darrick Jr, and two sisters, December and Meselya ... Majoring in nursing ... Favorite movie is Kingsman Secret Service ... Can do a backflip.



## Chris Boykins

DT • 5-10 • 165 • Fr.  
Fresno, Texas/Lamar HS

**HIGH SCHOOL:** As a senior at Lamar, recorded 14 pass breakups, a forced fumble and 31 tackles ... Scored four touchdowns, including three punt returns and one kickoff return ... Earned first-team All-District honors as well as Defensive Player of the Year ... Named Academic All-District.

**PERSONAL:** Son of Chris Boykins and Corrie Jones ... One brother, Cortland, and one sister, Jaya ... Major is undecided ... Favorited food is chopped cheese ... Favorite team is the Baltimore Ravens.



## Brandon Crutchfield

CB • 5-10 • 165 • Fr.  
Wake Forest, N.C./Heritage

**HIGH SCHOOL:** As a junior notched 55 tackles, 16 pass breakups and eight interceptions, which was the sixth most in North Carolina ... Returned one of the interceptions for a touchdown ... Also played quarterback, passing for 331 yards and three touchdowns and rushing for 456 yards and eight scores ... In 2023, registered 60 tackles, two interceptions and six pass breakups.

**PERSONAL:** Son of Buddy and Joselyn Crutchfield ... One sister, Kai ... Major is undecided ... Favorite movie is Bad Boys Three ... Favorite food is a cinnamon roll.



## Michael Devereaux

LB • 6-1 • 235 • Jr.  
El Reno, Okla./El Reno/NE Oklahoma A&M

**PERSONAL:** Son of Nancy Waddle ... One brother, Xavior and one sister, Danielle ... Majoring in marketing ... Favorite movie is The New Guy ... Likes pecan pie ... Plays the piano.



## Daevon Iles

S • 5-11 • 175 • Fr.  
Port Arthur, Texas/Memorial

**HIGH SCHOOL:** A three-star recruit by 247Sports ... Helped lead Memorial to an 8-3 record this season and berth in the playoffs and last year a District Championship and berth in the state semifinals.

**PERSONAL:** Son of Rory Iles and Marcken Gully ... One brother, Tory, and one sister, Amaya ... Majoring in engineering ... Favorite movie is Wreck it Ralph ... Favorite food is nachos.

# Newcomers



## Quedrion Miles

CB • 6-0 • 177 • R-So.  
Virginia Beach, Va./Green Run/Virginia St.

**2023 (Virginia State):** Appeared in eight games at cornerback for Virginia State ... Recorded 13 tackles, finished second on the team with four interceptions and had two pass breakups ... Had two interceptions against St. Augustine's ... Had an interception apiece versus Livingstone and Virginia Union.

**2022 (Virginia State):** Redshirted ... Played in three games at cornerback ... Notched seven tackles, one interception and three pass breakups.

**PERSONAL:** Son of Paul Miles and Kinueta Perry ... One brother, Cayden, and three sisters, Aonesty, Sarniah and Ketayah ... Majoring in marketing.

### QUEDRION MILES CAREER STATS

Year	Games	AT	UT	TOTALSacks	TFL	INT	FF	FR	PBU
2022	3	2	5	7	0.0	0.0	1	0	0
2023	8	8	5	13	0.0	0.0	4	0	2
<b>TOTAL</b>	<b>11</b>	<b>10</b>	<b>10</b>	<b>20</b>	<b>0.0</b>	<b>0.0</b>	<b>5</b>	<b>0</b>	<b>5</b>



## Jackson Banks

DT • 6-2 • 262 • So.  
Broxton, Ga./Coffee/  
Mississippi Gulf Coast

**HIGH SCHOOL/JUCO:** Played in 10 games for Mississippi Gulf Coast, recording 15 tackles and half a sack.

**PERSONAL:** Son of James and Denise Banks ... One brother, Nicholas ... Majoring in business finance ... Likes the outdoors, including hunting and fishing ... Favorite food is hot wings.



## Chris Forbes

DL • 6-3 • 280 • Fr.  
Cheltenham, Md./Bullis

**HIGH SCHOOL:** A three-star recruit by 247Sports ... Named Conference Defensive Player of the Year ... Totaled 60 tackles, 12 sacks and a forced fumble.

**PERSONAL:** Son of Michael and Precious Forbes ... One brother, Michael Jr. ... Majoring in business real estate ... Favorite food is pizza ... Favorite movie is Fast & Furious ... Favorite team is the Washington Commanders.



## Zach Barlev

OL • 6-3 • 315 • Jr.  
Bolingbrook, Ill./Plainfield East/Illinois

**2023 (Illinois):** Played in all 12 games, primarily on special teams ... Named Academic All-Big Ten.

**2022 (Illinois):** Appeared in all 13 games, primarily on special teams ... Named Academic All-Big Ten.

**HIGH SCHOOL:** A Three-star recruit by 247Sports and ESPN ... Ranked as the No. 84 offensive lineman coming out of high school ... Also played wrestling, baseball, golf and track and field in high school ... Was All-Conference and All-State in wrestling.

**PERSONAL:** Son of Scott and Jean Barlev ... Majoring in mathematics ... Favorite movie is Here Comes the Boom ... Favorite musician is Warren Zeiders ... Can do a gymastics round off move ... Favorite team is the Chicago Bears.



## Jonathan Baciaglupi

DL • 6-1 • 257 • Jr.  
Purcellville, Va./Loudon Valley/Butte Coll.

**HIGH SCHOOL/JUCO:** Named first-team JUCO All-America ... Named Team Defensive MVP ... Helped lead Butte to a division championship and No. 4 national ranking ... Registered 71 tackles, six pass breakups and three interceptions.

**PERSONAL:** Son of Tom and Leslie Bacigalupi ... One sister, Kayla ... Majoring in sport management.



## Jadon Furubotten

OL • 6-5 • 310 • Jr.  
Temecula, Calif./Chaparral/Riverside

**HIGH SCHOOL/JUCO:** Helped lead Riverside CC to a junior college national championship ... Earned JC Gridiron All-America honors.

**PERSONAL:** Son of Robert and Denise Furubotten ... One brother, Jared ... Two sisters, Ashley and Courtney ... Majoring in economy ... Favorite movies are Saving Private Ryan, The Green Mile and Interstellar ... Loves to go fishing.



# Newcomers



**Rick Moore**  
**OL • 6-6 • 300 • R-Jr.**  
**Los Gatos, Calif./Los Gatos/Boise State**

**2023 (Boise State):** Played in nine games, primarily on special teams...Saw action at left tackle against New Mexico ... Academic All-Mountain West.

**2022 (Boise State):** Appeared in four games...made his Boise State debut against BYU.

**2021 (San Mateo):** Made his Bulldog debut against Laney College, helping the team to a 52-7 victory over the Eagles.

**HIGH SCHOOL:** Member of Los Gatos' 2019 CIF Central Coast Section championship team ... Two-sport student-athlete, competing in football and basketball.

**PERSONAL:** Son of Randy and Tonya Moore ... Full name is Randolph Rick Moore ... Three brothers, Ronny, Josh and Kenneth, and one sister, Marsha ... Majoring in leadership ... Favorite band is Weezer ... Likes to play chess.



**Anthony Patt**  
**OL • 6-5 • 310 • R-Jr.**  
**San Marcos, Calif./San Marcos/Arizona**

**2023 (Arizona):** Did not make an appearance during the 2023 season.

**2022 (Arizona):** Did not see any action during the 2022 season.

**2021 (Arizona):** Did not see any action in the 2021 season.

**2020 (Arizona):** Did not make an appearance.

**High School:** Prepped at San Marcos High School in California ... Played along the offensive line for the first time as a senior ... Prior to moving to O-line, spent time at quarterback, tight end, linebacker, defensive line, fullback, and wide receiver ... Excelled in the classroom, earning All-Academic Team honors from the San Diego Tribune.

**Personal:** Anthony Thomas Patt ... Son of Michael and Jody Patt ... Two younger sisters, Kristen and Lauren ... Likes to play video games ... Favorite movie is Top Gun ... Favorite team is the Pittsburgh Steelers.



**Colin Henrich**  
**OL • 6-3 • 305 • R-Sr.**  
**Leesburg, Va./IMG Academy/Georgia St.**

**2023 (Georgia State):** Provided depth on the offensive line ... On the Athletic Director's Honor Roll.

**2021-2022 (South Carolina):** Spent two seasons at South Carolina but did not see any game action ... Worked at guard and center and was named a co-winner of the Offensive Scout Team Award for the 2021 season.

**HIGH SCHOOL:** Graduated from IMG Academy in Bradenton, Fla., in 2021 ... Transferred to IMG from St. John's High in Washington, D.C. after football in the DC area was cancelled in 2020 due to COVID-19 ... IMG finished 8-0 while played a national schedule, winning the GEICO national championship ... Coached by Bobby Acosta ... Rated as the 46th-best offensive guard in the country, the 109th-best player in the Sunshine State and No. 871 overall, according to the 247Sports Composite ... Rivals ranked him as the 23rd-best offensive guard in the country.

**PERSONAL:** Son of Chuck and Simone Henrich ... Two brothers, Brennen and Brody ... Majoring in leadership ... Favorite snack are Oreos ... Favorite movie is Goodfellas ... Likes the Philadelphia sports teams - Eagles, Phillies, 76'ers and Flyers ... Favorite food is mom's chicken cutlets.



**Lorenzo McFadden-Pressley**  
**DL • 6-0 • 280 • Fr.**  
**Lake City, S.C./Lake City**

**HIGH SCHOOL:** A three-star recruit by 247Sports ... Earned a spot in the Shrine Bowl of the Carolinas All-Star Game ... A three-time South Carolina All-State selection ... Also a three-time All-State wrestler with one state championship.

**PERSONAL:** Son of Lorenzo McFadden and Adrian N. Pressley ... Three sisters, Andjoura, Janey and Victoria ... Majoring in nursing ... Favorite TV show is Suits ... Favorite team is the Carolina Panthers ... Favorite food is chicken wings and french fries ... Enjoys fishing.



**Josh Schuetzmann**  
**OL • 6-7 • 300 • Fr.**  
**Montreal, Canada/MacDonald/ Williston-Northampton (Mass.)**

**HIGH SCHOOL:** A three-star recruit by 247Sports ... A two-time All-Conference honoree ... The No. 11 ranked player in Massachusetts.

**PERSONAL:** Son of Markus Schuetzmann and Betty Ludwa ... One sister, Makayla Deley ... Majoring in sport management.

# Newcomers



## Theo Bachelder

**OL • 6-6 • 305 • Fr.**  
Marblehead, Mass./Hun School

**HIGH SCHOOL:** Four-time first-team all-conference honoree ... Helped squad two a pair of league championships ... Played in 2023 at Hun School.

**PERSONAL:** Son of Dexter and Tanya Bachelder ... One brother, Hampton ... Majoring in business ... Began playing football as a freshman in high school ... Favorite TV show is Blue Mountain State ... Favorite food is steak.



## Ricardo Williams Jr.

**DT • 6-2 • 294 • Sr.**  
Jackson, Miss./Provine/Georgia State

**2023 (Georgia State):** Played in all 13 games ... Recorded four tackles ... Athletic Director's Honor Roll.

**HIGH SCHOOL/JUCO:** Made 40 tackles, 4.5 tackles for loss, three sacks, and one fumble recovery at Mississippi Gulf Coast in 2022 ... Played in eight games as a freshman, starting one and made 12 tackles with one TFL ... Played for Coach Tim Wilson at Provine High School ... As a junior, he made 64 tackles with 13 tackles for loss, 5.5 sacks, four fumble recoveries, one forced fumble and one pass breakup ... Made 43 tackles, 4.5 TFL and 1.5 sacks as a sophomore.

**PERSONAL:** Son of Ricardo Williams Sr. and Kristen Williams ... One brother, Kaden ... Majoring in leadership ... Favorite food are chicken wings ... Favorite actor is Will Smith ... Collects shoes



## Dallas Sims

**WR • 6-3 • 195 • R-Fr.**  
Winnipeg, Manitoba, Canada/  
Clearwater Academy/Minnesota

**HIGH SCHOOL:** Named Conference Offensive Player of the Year as a senior ... Two-time Florida state champion ... No. 1 ranked canadian wide receiver.

**PERSONAL:** Son of Kyle and Jenn Sims ... One brother, Donte, and three sisters, Kyla, Mia and Whitney ... Majoring in business ... Likes to go by the nickname Dee Dee ... Was born and raised in Canada ... Favorite TV show is The Boys ... Favorite team is the Baltimore Ravens ... Favorite food is chicken alfredo.



## Ahmaad Foster

**DL • 6-5 • 260 • Fr.**  
Chester, Pa./Salesianum (Del.)

**HIGH SCHOOL:** A three-star recruit by 247Sports ... Helped lead Salesianum to a Delaware State Championship ... Named first-team All-State ... Registered 50 tackles, 10 sacks and 20 tackles for loss as a senior.

**PERSONAL:** Son of Elijah and April Foster ... One brother, Justin, and one sister, Brittany ... Majoring in finance ... Favorite food is chicken wings.



## Kyle Miller

**WR • 5-11 • 187 • So.**  
Downey, Calif./Warren/Long Beach City Coll.

**HIGH SCHOOL/JUCO:** Caught 41 passes for 704 yards and four touchdowns at Long Beach City College.



## Seamus Hall

**P • 6-2 • 200 • Sr.**  
Walla Walla, Wash./Walla Walla/Sioux Falls

**2023 (Sioux Falls):** Awarded NSIC All-Academic ... Punted 32 times for a 42.0-yard average ... Had a long punt of 70 yards ... Recorded seven punts of 50+ yards and had eight punts downed inside the 20.

**2022 (Sioux Falls):** Played in 11 games ... Recorded 40 punts totaling 1,531 yards for a long of 64 yards ... Made five punts of 50+ yards ... Named to the NSIC Fall All-Academic Team of Excellence ... D2 ADA Academic Achievement Award Recipient.

**2021 (Sioux Falls):** Played in 11 games ... Recorded 42 punts totaling 1,627 yards for a long of 64 yards.

**HIGH SCHOOL:** Named first-team All-State at Walla Walla High School ... Two-time first-team All-Mid-Columbia Conference punter ... Participated in soccer, football, track, and basketball ... Two-time first team All-League as a kicker ... Earned second team all-conference honors as a kicker ... Averaged 40.8 yards per punt as a senior and was 2-of-2 on field goals and 15-of-16 on extra points ... Five-star punter and was ranked as the 18th best punter in the nation by Chris Sailer Kicking ... Member of National Honor Society.

**PERSONAL:** Son of Chris and Chandra Hall ... Has one brother, Daniel, and two sisters, Keeley and Ava ... Majoring in criminal justice.



# SEASON REVIEW





# 2023 Statistics

Team Statistics	ODU	OPP	Rushing	GP	Att.	Yds.	Avg.	TD	LG	Avg./G
Scoring	310	353	Kadarius Calloway	9	88	623	7.1	5	75	69.2
Points per game	23.8	27.2	Keshawn Wicks	11	120	589	4.9	4	36	53.5
Points Off Turnovers	45	34	Grant Wilson	12	130	289	2.2	4	79	24.1
First Downs	215	290	Obie Sanni	8	57	248	4.4	1	67	31.0
Rushing	102	105	Devin Roche	5	32	182	5.7	0	37	36.4
Passing	95	154	Jack Shields	6	22	53	2.4	1	66	8.8
Penalty	18	31	Tariq Sims	7	15	41	2.7	0	12	5.9
Rushing Yardage	1994	1842	Ahmarian Granger	13	2	17	8.5	0	15	1.3
Yards gained rushing	2483	2171	Kelby Williams	12	1	0	0.0	0	0	0.0
Yards lost rushing	489	329	Isiah Paige	11	1	-8	-8.0	0	0	-0.7
Rushing attempts	474	529	Team	13	6	-40	-6.7	0	0	-3.1
Average per rush	4.2	3.5	<b>Total</b>	<b>13</b>	<b>474</b>	<b>1994</b>	<b>4.2</b>	<b>15</b>	<b>79</b>	<b>153.4</b>
Average per game	153.4	141.7	<b>Opponents</b>	<b>13</b>	<b>529</b>	<b>1842</b>	<b>3.5</b>	<b>13</b>	<b>75</b>	<b>141.7</b>
TDs Rushing	15	13	<b>Passing</b>	<b>GP</b>	<b>Effic.</b>	<b>Comp-Att-Int.</b>	<b>Pct.</b>	<b>Yds.</b>	<b>TD LG Avg./G</b>	
Passing Yardage	2532	3257	Grant Wilson	12	127.8	178-312-8	57.1	2149	17 78 179.1	
Comp-Att-Int	204-361-11	294-448-11	Jack Shields	6	117.6	25-47-3	53.2	353	2 49 58.8	
Average per pass	7.0	7.3	Ahmarian Granger	13	682.0	1-1-0	100.0	30	1 30 2.3	
Average per catch	12.4	11.1	<b>Total</b>	<b>13</b>	<b>127.6</b>	<b>204-361-11</b>	<b>56.5</b>	<b>2532</b>	<b>20 78 194.8</b>	
Average per game	194.8	250.5	<b>Opponents</b>	<b>13</b>	<b>142.4</b>	<b>294-448-11</b>	<b>65.6</b>	<b>3257</b>	<b>28 49 250.5</b>	
TDs Passing	20	28	<b>Receiving</b>	<b>GP</b>	<b>No.</b>	<b>Yds.</b>	<b>Avg.</b>	<b>TD</b>	<b>LG</b>	<b>Avg./G</b>
Total offense	4526	5099	Isiah Paige	11	43	445	10.3	2	42	40.5
Total plays	835	977	Javon Harvey	9	29	391	13.5	4	68	43.4
Average per play	5.4	5.2	Reymello Murphy	13	28	502	17.9	3	61	38.6
Average per game	348.2	392.2	Kelby Williams	12	26	451	17.3	2	78	37.6
Kick returns: #-Yards	30-503	35-784	Ahmarian Granger	13	15	213	14.2	1	40	16.4
Punt returns: #-Yards	18-125	19-223	Jordan Bly	8	13	52	4.0	1	19	6.5
Int returns: #-Yards	11-275	11-227	Keshawn Wicks	11	12	83	6.9	1	21	7.5
Kick return average	16.8	22.4	Dominic Dutton	13	9	201	22.3	4	58	15.5
Punt return average	6.9	11.7	Jalen Butler	13	9	44	4.9	0	13	3.4
Int return average	25.0	20.6	Kadarius Calloway	9	8	48	6.0	1	13	5.3
Fumbles-Lost	16-7	23-10	Obie Sanni	8	6	56	9.3	0	13	7.0
Penalties-Yards	84-794	74-651	Devin Roche	5	4	19	4.8	0	11	3.8
Average per game	61.1	50.1	Grant Wilson	12	1	30	30.0	1	30	2.2
Punts-Yards	66-2623	64-2375	Tariq Sims	7	1	1	1.0	0	1	0.1
Average per punt	39.7	37.1	<b>Total</b>	<b>13</b>	<b>204</b>	<b>2532</b>	<b>12.4</b>	<b>20</b>	<b>78</b>	<b>194.8</b>
Net punt average	35.2	33.6	<b>Opponents</b>	<b>13</b>	<b>294</b>	<b>3257</b>	<b>11.1</b>	<b>28</b>	<b>49</b>	<b>250.5</b>
Kickoffs-Yards	65-3897	71-4324	<b>Punt Returns</b>	<b>No.</b>	<b>Yds.</b>	<b>Avg.</b>	<b>TD</b>	<b>LG</b>		
Average per kick	60.0	60.9	Isiah Paige	11	79	7.2	0	30		
Net kick average	37.5	40.2	Reymello Murphy	7	46	6.6	0	25		
Time of possession / game	24:49	35:11	<b>Total</b>	<b>18</b>	<b>125</b>	<b>6.9</b>	<b>0</b>	<b>30</b>		
3rd-down conversion	69/186	75/199	<b>Opponents</b>	<b>19</b>	<b>223</b>	<b>11.7</b>	<b>1</b>	<b>82</b>		
3rd-down pct	37%	38%	<b>Interceptions</b>	<b>No.</b>	<b>Yds.</b>	<b>Avg.</b>	<b>TD</b>	<b>LG</b>		
4rd-down conversion	7/26	14/27	Markus Knight	2	28	14.0	0	28		
4rd-down pct	27%	52%	Nolan Johnson	1	40	40.0	0	40		
Sacks by-Yards	19-149	62-366	LaMareon James	1	66	66.0	1	66		
Touchdowns scored	38	43	Kris Caine	1	30	30.0	1	30		
Field goals - attempts	14-21	16-19	Tahj Ra-El	1	40	40.0	0	40		
On-Side kicks	0-0	0-1	EJ Green	1	0	0.0	0	0		
Red-zone scores	(26-36) 72%	(43-54) 80%	Shawn Asbury	1	46	46.0	0	46		
Red-zone touchdowns	(18-36) 50%	(30-54) 56%	Ashton Whitner	1	13	13.0	0	13		
PAT-attempts	(36-36) 100%	(41-41) 100%	Rasheed Reason	1	0	0.0	0	0		
2-point conversion-attempts	(1-1) 100%	(1-2) 50%	Monterio Smith	1	12	12.0	0	12		
Attendance	107085	179047	<b>Total</b>	<b>11</b>	<b>275</b>	<b>25.0</b>	<b>2</b>	<b>66</b>		
Games / Avg per game	6/17848	6/29841	<b>Opponents</b>	<b>11</b>	<b>227</b>	<b>20.6</b>	<b>1</b>	<b>85</b>		
Field goals - attempts	14-21	16-19								



Grant Wilson



Isiah Paige



# 2023 Statistics

Kick Returns	No.	Yds.	Avg.	TD	LG	Punting	No.	Yds.	Avg.	LG	TB	FC	I20	50+	blk
LaMareon James	20	392	19.6	0	41	Ethan Duane	44	1767	40.2	61	2	14	8	6	0
Khian'Dre Harris	2	10	5.0	0	8	Ian Brandt	22	856	38.9	64	1	6	5	1	0
Devin Roche	2	38	19.0	0	23	<b>Total</b>	<b>66</b>	<b>2623</b>	<b>39.7</b>	<b>64</b>	<b>3</b>	<b>20</b>	<b>13</b>	<b>7</b>	<b>0</b>
DJ Chandler	1	1	1.0	0	1	<b>Opponents</b>	<b>64</b>	<b>2375</b>	<b>37.1</b>	<b>58</b>	<b>5</b>	<b>21</b>	<b>20</b>	<b>5</b>	<b>1</b>
Isiah Paige	1	26	26.0	0	26	<b>Kickoffs</b>	<b>No.</b>	<b>Yds.</b>	<b>Avg.</b>	<b>TB</b>	<b>OB</b>				
Kris Trinidad	1	2	2.0	0	2	Ozlo Rigby	37	2228	60.2	8	1				
Obie Sanni	1	4	4.0	0	4	Ethan Sanchez	27	1616	59.9	16	1				
Ahmarian Granger	1	16	16.0	0	16	Ethan Duane	1	53	53.0	0	0				
Koa Naotala	1	14	14.0	0	14	<b>Total</b>	<b>65</b>	<b>3897</b>	<b>60.0</b>	<b>24</b>	<b>2</b>				
<b>Total</b>	<b>30</b>	<b>503</b>	<b>16.8</b>	<b>0</b>	<b>41</b>	<b>Opponents</b>	<b>71</b>	<b>4324</b>	<b>60.9</b>	<b>29</b>	<b>4</b>				
<b>Opponents</b>	<b>35</b>	<b>784</b>	<b>22.4</b>	<b>0</b>	<b>49</b>										

Fumble Returns	No.	Yds.	Avg.	TD	LG
LaMareon James	4	87	21.8	1	80
Wayne Matthews	1	55	55.0	0	55
Markus Knight	1	25	25.0	0	25
Terry Jones	1	0	0.0	0	0
Denzel Lowry	1	0	0.0	0	0
Mario Easterly	1	0	0.0	0	0
Jahlil Taylor	1	-3	-3.0	0	0
<b>Total</b>	<b>10</b>	<b>164</b>	<b>16.4</b>	<b>1</b>	<b>80</b>
<b>Opponents</b>	<b>7</b>	<b>14</b>	<b>2.0</b>	<b>0</b>	<b>14</b>

Field Goals	FG	Pct.	1-19	20-29	30-39	40-49	50-99	LG	BLK
Ethan Sanchez	14-21	66.7	0-0	5-6	5-6	4-8	0-1	49	2

FG Sequence	Old Dominion	Opponents
Virginia Tech	(28)	(27),(21)
Louisiana	(39)	(28)
Wake Forest	34,(49),45	(36),(36)
Tex. A&M-Commerce	(22)	45,(43)
Marshall	50	(42),(30)
Southern Miss.	(31)	(21),(31)
App State	(47),(46)	
James Madison	(22),(23)	
Coastal Carolina	(38)	35,(30),(24)
Liberty	(38)	(40)
Ga. Southern	(47),40,(22)	(24)
Georgia St.	(37)	(22),39
Western Ky.	47,47,23	(29)

Numbers in (parentheses) indicate field goal was made.

All Purpose	G	Rush	Rcv.	PR	KR	IR	Total	Avg./G
Keshawn Wicks	11	589	83	0	0	0	672	61.1
Kadarius Calloway	9	623	48	0	0	0	671	74.6
Reymello Murphy	13	0	502	46	0	0	548	42.2
Isiah Paige	11	-8	445	79	26	0	542	49.3
LaMareon James	13	0	0	0	392	66	458	35.2
Kelby Williams	12	0	451	0	0	0	451	37.6
Javon Harvey	9	0	391	0	0	0	391	43.4
Grant Wilson	12	289	26	0	0	0	315	26.3
Obie Sanni	8	248	56	0	4	0	308	38.5
Ahmarian Granger	13	17	213	0	16	0	246	18.9
Devin Roche	5	182	19	0	38	0	239	47.8
Dominic Dutton	13	0	201	0	0	0	201	15.5
Jack Shields	6	53	0	0	0	0	53	8.8
Jordan Bly	8	0	52	0	0	0	52	6.5
Shawn Asbury	12	0	0	0	0	46	46	3.8
Jalen Butler	13	0	44	0	0	0	44	3.4
Tariq Sims	7	41	1	0	0	0	42	6.0
Nolan Johnson	11	0	0	0	0	40	40	3.6
Tahj Ra-El	13	0	0	0	0	40	40	3.1
Kris Caine	5	0	0	0	0	30	30	6.0
Markus Knight	11	0	0	0	0	28	28	2.5
Koa Naotala	13	0	0	0	14	0	14	1.1
Ashton Whitner	13	0	0	0	0	13	13	1.0
Monterio Smith	9	0	0	0	0	12	12	1.3
Khian'Dre Harris	11	0	0	0	10	0	10	0.9
Kris Trinidad	13	0	0	0	2	0	2	0.2
DJ Chandler	11	0	0	0	1	0	1	0.1
<b>Total</b>	<b>13</b>	<b>1994</b>	<b>2532</b>	<b>125</b>	<b>503</b>	<b>275</b>	<b>5429</b>	<b>417.6</b>
<b>Opponents</b>	<b>13</b>	<b>1842</b>	<b>3257</b>	<b>223</b>	<b>784</b>	<b>227</b>	<b>6333</b>	<b>487.2</b>

Total Offense	G	Plays	Rush	Pass	Total	Avg./G
Grant Wilson	12	442	289	2149	2438	203.2
Kadarius Calloway	9	88	623	0	623	69.2
Keshawn Wicks	11	120	589	0	589	53.5
Jack Shields	6	69	53	353	406	67.7
Obie Sanni	8	57	248	0	248	31.0
Devin Roche	5	32	182	0	182	36.4
Ahmarian Granger	13	3	17	30	47	3.6
Tariq Sims	7	15	41	0	41	5.9
Isiah Paige	11	1	-8	0	-8	-0.7
<b>Total</b>	<b>13</b>	<b>835</b>	<b>1994</b>	<b>2532</b>	<b>4526</b>	<b>348.2</b>
<b>Opponents</b>	<b>13</b>	<b>977</b>	<b>1842</b>	<b>3257</b>	<b>5099</b>	<b>392.2</b>



Ethan Sanchez

Scoring	TD	FG	PAT Kick	Rush	Rcv.	Pass	dxp	Saf.	Pts.
Ethan Sanchez	-	14-21	36-36	-	-	-	-	-	78
Kadarius Calloway	6	-	-	-	-	-	-	-	36
Keshawn Wicks	5	-	-	-	-	-	-	-	30
Grant Wilson	5	-	-	-	-	1	-	-	30
Javon Harvey	4	-	-	-	-	-	-	-	24
Dominic Dutton	4	-	-	-	-	-	-	-	24
Reymello Murphy	3	-	-	-	-	-	-	-	18
LaMareon James	2	-	-	-	-	-	-	-	12
Isiah Paige	2	-	-	-	-	-	-	-	12
Kelby Williams	2	-	-	-	-	-	-	-	12
Jordan Bly	1	-	-	-	-	-	-	-	6
Kris Caine	1	-	-	-	-	-	-	-	6
Jack Shields	1	-	-	-	-	-	-	-	6
Obie Sanni	1	-	-	-	-	-	-	-	6
Ahmarian Granger	1	-	-	-	-	-	-	-	6
Jalen Butler	-	-	-	-	1	-	-	-	2
<b>Total</b>	<b>38</b>	<b>14-21</b>	<b>36-36</b>	<b>0</b>	<b>1</b>	<b>1</b>	<b>0</b>	<b>1</b>	<b>310</b>
<b>Opponents</b>	<b>43</b>	<b>16-19</b>	<b>41-41</b>	<b>1</b>	<b>0</b>	<b>0</b>	<b>0</b>	<b>2</b>	<b>353</b>

# 2023 Statistics

# Defensive Leaders	GP	Tackles		Sacks No.-Yds.	Pass defense			Rcv.-Yds.	Fumbles		Blkd Saf.
		UA	A TOT		Int.-Yds.	PBU	QBH		FF	Kick	
42 Jason Henderson	12	52	118 170	19.5-71	4.5-24	.	1	5	.	1	.
15 Wayne Matthews	13	38	97 135	9.5-63	3.5-32	.	3	.	1-55	3	.
1 Terry Jones	12	30	77 107	4-8	.	.	4	3	1-0	1	.
7 Shawn Asbury	12	38	55 93	6-27	.	1-46	4	3	.	.	.
12 Tahj Ra-El	13	41	43 84	5.5-15	.	1-40	6	2	.	.	.
2 LaMareon James	13	39	20 59	0.5-1	.	1-66	9	.	4-87	2	.
8 Denzel Lowry	13	9	37 46	5-36	3-32	.	1	1	1-0	1	.
18 Mario Thompson	9	17	25 42	5.5-28	2-17	.	2	2	.	.	.
17 Nolan Johnson	11	21	16 37	0.5-1	.	1-40	6	1	.	.	.
43 Kris Trinidad	13	11	25 36	3-10	2-9	.	.	4	.	1	.
6 Rasheed Reason	11	20	13 33	2.5-7	.	1-0	7	.	.	.	1
47 Koa Naotala	13	6	23 29	1.5-2	.	.	1	1	.	.	.
38 Ashton Whitner	13	8	18 26	.	.	1-13	.	.	.	.	.
24 EJ Green	3	6	19 25	2-7	.	1-0	.	1	.	.	.
5 Jahliil Taylor	13	6	19 25	1.5-2	.	.	.	.	1-3	.	.
4 Amorie Morrison	9	7	14 21	4.5-41	1-17	.	1	1	.	2	.
97 Devin Brandt-Epps	9	4	15 19	.	.	.	2	.	.	.	.
37 Sayyid Stevens	8	2	15 17	1-3	.	.	.	2	.	.	.
10 Jalen Satchell	11	5	11 16	1-8	1-8	.	.	.	.	1	.
16 Khian'Dre Harris	11	7	9 16	.	.	.	2	.	.	.	.
56 Jaylon White-McLain	11	4	11 15	0.5-2	.	.	.	.	.	.	.
99 Cole Daniels	12	1	14 15	1.5-3	0.5-1	.	.	.	.	.	.
3 Mario Easterly	13	1	13 14	.	.	.	.	.	1-0	.	.
27 Ryan Ramey	12	7	6 13	.	.	1	.	.	.	.	.
34 Jahleel Culbreath	12	2	9 11	1-2	.	.	.	2	.	.	.
29 Markus Knight	11	5	5 10	.	.	2-28	1	.	1-25	.	1
11 Kris Caine	5	1	7 8	2-10	1.5-9	1-30	.	1	.	.	.
32 Ja'Mez Drummer	5	2	2 4	.	.	.	.	.	.	.	.
19 Jeremy Mack	5	4	4	1-1	.	.	.	.	.	.	.
4 Javon Harvey	9	3	1 4	.	.	.	.	.	.	.	.
14 Monterio Smith	9	3	1 4	.	.	1-12	.	.	.	.	.
7 Ahmari Granger	13	2	1 3	.	.	.	.	.	.	.	.
23 JeCarion Lathan	8	1	1 2	.	.	.	.	.	.	.	.
0 Malcolm Britt	6	1	1 2	.	.	.	.	.	.	.	.
18 Reymello Murphy	13	2	2	.	.	.	.	.	.	.	.
79 Leroy Thomas	13	1	1	.	.	.	.	.	.	.	.
28 Corey Chapman	9	.1	1	.	.	.	.	.	.	.	.
91 Ozlo Rigby	7	1	1	.	.	.	.	.	.	.	.
3 Isaiah Spencer	8	.1	1	.	.	.	.	.	.	.	.
65 Chris Adams	13	1	1	.	.	.	.	.	.	.	.
1 Jordan Bly	8	1	1	.	.	.	.	.	.	.	.
95 Ethan Duane	12	.1	1	.	.	.	.	.	.	.	.
13 Grant Wilson	12	1	1	.	.	.	.	.	.	.	.
58 Stephon Dubose-Bourne	13	.1	1	.	.	.	.	.	.	.	.
11 Myles Alston	1	.1	1	.	.	.	.	.	.	.	.
26 Tariq Sims	7	1	1	.	.	.	.	.	.	.	.
55 Maarten Woudsma	13	.1	1	.	.	.	.	.	.	.	.
90 DeAndre Lynch	1	.1	1	.	.	.	.	.	.	.	.
20 Dominic Dutton	13	1	1	.	.	.	.	.	.	.	.
<b>Totals</b>	<b>13</b>	<b>413</b>	<b>748 1161</b>	<b>79-348</b>	<b>19-149</b>	<b>11-275</b>	<b>51</b>	<b>29</b>	<b>10-164</b>	<b>12</b>	<b>2</b>
<b>Opponents</b>	<b>13</b>	<b>392</b>	<b>502 894</b>	<b>105-469</b>	<b>62-366</b>	<b>11-227</b>	<b>32</b>	<b>25</b>	<b>7-14</b>	<b>11</b>	<b>2</b>



Denzel Lowry



# 2023 Statistics

Opponent	No.	Rushing			No.	Receiving			LG	Passing				Kick Returns				Punt Returns				Tot	
		Yds	TD	LG		Yds	TD	LG		Cmp	Att	Int	Yds	TD	LG	No.	Yds	TD	LG	No.	Yds		TD
VIT	43	201	0	27	13	94	2	16	13-25-1	94	2	16	2	32	0	16	0	0	0	0	0	0	295
Louisiana	35	145	1	15	13	247	4	61	13-19-0	247	4	61	6	128	0	41	0	0	0	0	0	0	392
Wake Forest	36	67	0	37	11	233	1	68	11-27-1	233	1	68	4	79	0	30	0	0	0	0	0	0	300
TAMC	30	15	0	15	19	328	1	49	19-31-3	328	1	49	1	16	0	16	4	31	0	25	343		
Marshall	31	339	4	75	11	95	1	42	11-23-3	95	1	42	3	39	0	16	3	15	0	9	434		
USM	36	143	2	31	8	194	0	78	8-22-0	194	0	78	2	41	0	23	1	-3	0	0	337		
App State	39	219	2	36	18	188	1	25	18-25-0	188	1	25	2	33	0	19	3	15	0	6	407		
JMU	43	138	1	36	26	277	2	58	26-36-0	277	2	58	1	2	0	2	0	0	0	0	415		
CCU	38	173	0	22	16	172	3	30	16-28-0	172	3	30	0	0	0	0	0	0	0	0	345		
Liberty	41	119	0	32	23	161	1	22	23-42-1	161	1	22	3	45	0	22	13	0	15	280			
GS	35	134	0	28	18	212	2	30	18-28-0	212	2	30	1	21	0	21	0	0	0	0	346		
Georgia St.	36	105	2	67	15	208	1	43	15-33-1	208	1	43	2	29	0	26	5	54	0	30	313		
WKU	31	196	3	79	13	123	1	42	13-22-1	123	1	42	3	38	0	23	0	0	0	0	319		
<b>ODU</b>	<b>474</b>	<b>1994</b>	<b>15</b>	<b>79</b>	<b>204</b>	<b>2532</b>	<b>20</b>	<b>78</b>	<b>204-361-11</b>	<b>2532</b>	<b>20</b>	<b>78</b>	<b>30</b>	<b>503</b>	<b>0</b>	<b>41</b>	<b>18</b>	<b>125</b>	<b>0</b>	<b>30</b>	<b>4526</b>		
<b>Opponents</b>	<b>529</b>	<b>1842</b>	<b>13</b>	<b>75</b>	<b>294</b>	<b>3257</b>	<b>28</b>	<b>49</b>	<b>294-448-11</b>	<b>3257</b>	<b>28</b>	<b>49</b>	<b>35</b>	<b>784</b>	<b>0</b>	<b>49</b>	<b>19</b>	<b>223</b>	<b>1</b>	<b>82</b>	<b>50994</b>		

Opponent	Score	3rd-Down Conversions					
		Overall	1st Qtr	2nd Qtr	3rd Qtr	4th Qtr	Overtime
Virginia Tech	L 17-36	8-15 53.3	1-3 33.3	5-7 71.4	2-2 100.0	0-3 0.0	0-0 0.0
Louisiana	W 38-31	5-9 55.6	1-2 50.0	1-2 50.0	2-3 66.7	1-2 50.0	0-0 0.0
Wake Forest	L 24-27	3-15 20.0	1-5 20.0	2-4 50.0	0-2 0.0	0-4 0.0	0-0 0.0
TAMC	W 10-9	5-12 41.7	1-3 33.3	1-3 33.3	2-4 50.0	1-2 50.0	0-0 0.0
Marshall	L 35-41	3-13 23.1	2-4 50.0	1-4 25.0	0-2 0.0	0-3 0.0	0-0 0.0
USM	W 17-13	5-14 35.7	1-4 25.0	1-3 33.3	1-5 20.0	2-2 100.0	0-0 0.0
App State	W 28-21	5-12 41.7	1-2 50.0	2-3 66.7	0-2 0.0	2-5 40.0	0-0 0.0
JMU	L 27-30	9-18 50.0	4-6 66.7	1-4 25.0	2-3 66.7	2-5 40.0	0-0 0.0
CCU	L 24-28	4-13 30.8	0-2 0.0	1-3 33.3	2-4 50.0	1-4 25.0	0-0 0.0
Liberty	L 10-38	7-22 31.8	2-5 40.0	1-5 20.0	4-8 50.0	0-4 0.0	0-0 0.0
GS	W 20-17	6-14 42.9	1-4 25.0	1-3 33.3	2-3 66.7	2-4 50.0	0-0 0.0
Georgia St.	W 25-24	2-16 12.5	0-3 0.0	0-4 0.0	0-3 0.0	2-6 33.3	0-0 0.0
WKU	Lot 1 35-38	7-13 53.8	2-2 100.0	1-3 33.3	3-4 75.0	0-2 0.0	1-2 50.0
<b>ODU</b>		<b>69-186 37.1</b>	<b>17-45 37.8</b>	<b>18-48 37.5</b>	<b>20-45 44.4</b>	<b>13-46 28.3</b>	<b>1-2 50.0</b>
<b>Opponents</b>		<b>75-199 37.7</b>	<b>17-50 34.0</b>	<b>24-50 48.0</b>	<b>14-43 32.6</b>	<b>19-55 34.5</b>	<b>1-1 100.0</b>



Kris Trinidad

Opponent	Score	Old Dominion Inside Opponent Red-Zone													
		Times In RZ	Times Scored	Total Pts	TDs	Rush TDs	Pass TDs	FGs Made	FGA	Failed to score inside RZ					
Virginia Tech	L 17-36	3	3	17	2	0	2	1	1	0	0	0	0	0	0
Louisiana	W 38-31	1	1	7	1	1	0	0	0	0	0	0	0	0	0
Wake Forest	L 24-27	2	0	1	0	0	0	0	1	0	1	0	0	0	0
TAMC	W 10-9	5	1	3	0	0	0	1	1	1	2	1	0	0	0
Marshall	L 35-41	2	1	7	1	0	1	0	0	0	1	0	0	0	0
USM	W 17-13	4	3	17	2	2	0	1	1	1	1	0	0	0	0
App State	W 28-21	3	3	22	3	2	1	0	0	0	0	0	0	0	0
James Madison	L 27-30	3	3	13	1	0	1	2	2	0	0	0	0	0	0
CCU	L 24-28	1	1	7	1	0	1	0	0	0	0	0	0	0	0
Liberty	L 10-38	3	2	10	1	0	1	1	1	1	1	0	0	0	0
GS	W 20-17	2	2	10	1	0	1	1	1	0	0	0	0	0	0
Georgia St.	W 25-24	2	2	9	1	1	0	1	1	0	0	0	0	0	0
Western Ky.	L 35-38	5	4	28	4	3	1	0	1	0	0	0	0	0	0
<b>Totals</b>	<b>26 of 36 (72.2%)</b>	<b>36</b>	<b>26</b>	<b>151</b>	<b>18</b>	<b>9</b>	<b>9</b>	<b>8</b>	<b>10</b>	<b>3</b>	<b>4</b>	<b>1</b>	<b>0</b>	<b>0</b>	<b>0</b>

Opponent	Score	Opponents Inside Old Dominion Red-Zone												
		Times In RZ	Times Scored	Total Pts	TDs	Rush TDs	Pass TDs	FGs Made	FGA	Failed to score inside RZ				
Virginia Tech	L 17-36	9	6	34	4	1	3	2	2	2	0	0	0	1
Louisiana	W 38-31	5	4	24	3	2	1	1	1	1	0	0	0	0
Wake Forest	L 24-27	5	3	13	1	0	1	2	2	0	0	1	0	1
Tex. A&M-Commerce	W 10-9	1	1	6	1	0	1	0	0	0	0	0	0	0
Marshall	L 35-41	5	4	25	3	2	1	1	1	0	1	0	0	0
Southern Miss.	W 17-13	3	2	6	0	0	0	2	2	1	0	0	0	0
App State	W 28-21	3	3	21	3	1	2	0	0	0	0	0	0	0
James Madison	L 27-30	2	2	14	2	1	1	0	0	0	0	0	0	0
Coastal Carolina	L 24-28	5	4	21	2	1	1	2	3	0	0	0	0	0
Liberty	L 10-38	4	3	21	3	2	1	0	0	0	1	0	0	0
Ga. Southern	W 20-17	3	3	17	2	1	1	1	1	0	0	0	0	0
Georgia St.	W 25-24	4	3	17	2	1	1	1	2	0	0	0	0	0
Western Ky.	L 35-38	5	5	31	4	0	4	1	1	0	0	0	0	0
<b>Totals</b>	<b>43 of 54 (79.6%)</b>	<b>54</b>	<b>43</b>	<b>250</b>	<b>30</b>	<b>12</b>	<b>18</b>	<b>13</b>	<b>15</b>	<b>4</b>	<b>2</b>	<b>1</b>	<b>0</b>	<b>2</b>



Markus Knight and Koa Naotala

# 2023 Statistics

**ODU INDIVIDUAL GAME HIGHS**

**RUSHES** 19 Grant Wilson at Virginia Tech (09/02/2023)  
**YARDS RUSHING** 236 Kadarious Calloway at Marshall (09/30/2023)  
**TD RUSHES** 3 Kadarious Calloway at Marshall (09/30/2023)  
**LONG RUSH** 79 Grant Wilson vs Western Ky. (N) (12/18/2023)  
**PASS ATTEMPTS** 42 Grant Wilson at Liberty (11/11/2023)  
**PASS COMPLETIONS** 26 Grant Wilson at James Madison (10/28/2023)  
**YARDS PASSING** 277 Grant Wilson at James Madison (10/28/2023)  
**TD PASSES** 4 Grant Wilson vs Louisiana (09/09/2023)  
**LONG PASS** 78 Grant Wilson at Southern Miss. (10/07/2023)  
**RECEPTIONS** 12 Javon Harvey at Liberty (11/11/2023)  
**YARDS RECEIVING** 197 Kelby Williams vs Tex. A&M-Commerce (09/23/2023)  
**TD RECEPTIONS** 2 Reymello Murphy vs Louisiana (09/09/2023)  
**LONG RECEPTION** 78 Kelby Williams at Southern Miss. (10/07/2023)  
**PUNTS** 7 Ian Brandt vs Coastal Carolina (11/04/2023)  
 7 Ethan Duane vs Wake Forest (09/16/2023)  
**PUNTING AVG** 47.5 Ian Brandt vs Western Ky. (N) (12/18/2023)  
**LONG PUNT** 64 Ian Brandt vs Western Ky. (N) (12/18/2023)  
**PUNTS INSIDE 20** 3 Ethan Duane at Ga. Southern (11/18/2023)  
**LONG PUNT RETURN** 30 Isiah Paige vs Georgia St. (11/25/2023)  
**LONG KICKOFF RETURN** 41 LaMareon James vs Louisiana (09/09/2023)  
**TACKLES** 22 Jason Henderson vs Coastal Carolina (11/04/2023)  
**SACKS** 1.5 Jason Henderson vs Coastal Carolina (11/04/2023)  
 1.5 Jason Henderson vs Tex. A&M-Commerce (09/23/2023)  
**TACKLES FOR LOSS** 3 Jason Henderson vs Coastal Carolina (11/04/2023)  
 3 Jason Henderson vs Tex. A&M-Commerce (09/23/2023)

**ODU TEAM GAME HIGHS**

**RUSHES** 43 at James Madison (10/28/2023)  
 43 at Virginia Tech (09/02/2023)  
**YARDS RUSHING** 339 at Marshall (09/30/2023)  
**YARDS PER RUSH** 10.9 at Marshall (09/30/2023)  
**TD RUSHES** 4 at Marshall (09/30/2023)  
**PASS ATTEMPTS** 42 at Liberty (11/11/2023)  
**PASS COMPLETIONS** 26 at James Madison (10/28/2023)  
**YARDS PASSING** 328 Tex. A&M-Commerce (09/23/2023)  
**YARDS PER PASS** 13.0 Louisiana (09/09/2023)  
**TD PASSES** 4 Louisiana (09/09/2023)  
**TOTAL PLAYS** 83 at Liberty (11/11/2023)  
**TOTAL OFFENSE** 434 at Marshall (09/30/2023)  
**YARDS PER PLAY** 8.0 at Marshall (09/30/2023)  
**POINTS** 38 Louisiana (09/09/2023)  
**SACKS BY** 4 vs Western Ky. (N) (12/18/2023)  
 4 Wake Forest (09/16/2023)  
**FIRST DOWNS** 21 App State (10/21/2023)  
**PENALTIES** 10 vs Western Ky. (N) (12/18/2023)  
**PENALTY YARDS** 98 at Ga. Southern (11/18/2023)  
**TURNOVERS** 5 Tex. A&M-Commerce (09/23/2023)  
**PUNTS** 7 Georgia St. (11/25/2023)  
 7 Coastal Carolina (11/04/2023)  
 7 Wake Forest (09/16/2023)  
**PUNTING AVG** 47.5 vs Western Ky. (N) (12/18/2023)  
**LONG PUNT** 64 vs Western Ky. (N) (12/18/2023)  
**PUNTS INSIDE 20** 3 at Ga. Southern (11/18/2023)

**OPPONENT INDIVIDUAL GAME HIGHS**

**RUSHES** 29 Frank Gore at Southern Miss. (10/07/2023)  
**YARDS RUSHING** 170 Ethan Vasko vs Coastal Carolina (11/04/2023)  
**TD RUSHES** 2 Kaidon Salter at Liberty (11/11/2023)  
 2 Rasheen Ali at Marshall (09/30/2023)  
**LONG RUSH** 75 Ethan Vasko vs Coastal Carolina (11/04/2023)  
**PASS ATTEMPTS** 52 Caden Veltkamp vs Western Ky. (N) (12/18/2023)  
**PASS COMPLETIONS** 40 Caden Veltkamp vs Western Ky. (N) (12/18/2023)  
**YARDS PASSING** 383 Caden Veltkamp vs Western Ky. (N) (12/18/2023)  
**TD PASSES** 5 Caden Veltkamp vs Western Ky. (N) (12/18/2023)  
**LONG PASS** 49 Jordan McCloud at James Madison (10/28/2023)  
**RECEPTIONS** 9 done three times  
**YARDS RECEIVING** 142 Reggie Brown at James Madison (10/28/2023)  
**TD RECEPTIONS** 3 Dalvin Smith vs Western Ky. (N) (12/18/2023)  
**LONG RECEPTION** 49 Reggie Brown at James Madison (10/28/2023)  
**FIELD GOALS** 2 done five times  
**LONG FIELD GOALS** 43 Emmanuel Adagbon vs Tex. A&M-Commerce (09/23/2023)  
**PUNTS** 8 Mitchell McGarry vs Tex. A&M-Commerce (09/23/2023)  
**PUNTING AVG** 47.0 Peter Moore at Virginia Tech (09/02/2023)  
**LONG PUNT** 58 Mitchell McGarry vs Tex. A&M-Commerce (09/23/2023)  
**PUNTS INSIDE 20** 3 done four times  
**LONG PUNT RETURN** 82 Tiaquelin Mims at Southern Miss. (10/07/2023)  
**LONG KICKOFF RETURN** 49 Antavious Willis at Southern Miss. (10/07/2023)  
**TACKLES** 13 Marques Watson-Trent at Ga. Southern (11/18/2023)  
 13 Jacob Roberts vs Wake Forest (09/16/2023)  
**SACKS** 3 Jasheen Davis vs Wake Forest (09/16/2023)  
 3 Jacob Roberts vs Wake Forest (09/16/2023)  
**TACKLES FOR LOSS** 4 Jacob Roberts vs Wake Forest (09/16/2023)  
**INTERCEPTIONS** 2 Max Epps vs Tex. A&M-Commerce (09/23/2023)

**OPPONENT TEAM GAME HIGHS**

**RUSHES** 49 at Marshall (09/30/2023)  
**YARDS RUSHING** 278 Coastal Carolina (11/04/2023)  
**YARDS PER RUSH** 6.2 Coastal Carolina (11/04/2023)  
**TD RUSHES** 2 at Liberty (11/11/2023)  
 2 Coastal Carolina (11/04/2023)  
 2 at Marshall (09/30/2023)  
 2 Louisiana (09/09/2023)  
**PASS ATTEMPTS** 56 vs Western Ky. (N) (12/18/2023)  
**PASS COMPLETIONS** 43 vs Western Ky. (N) (12/18/2023)  
**YARDS PASSING** 398 vs Western Ky. (N) (12/18/2023)  
**YARDS PER PASS** 9.4 at Liberty (11/11/2023)  
**TD PASSES** 5 vs Western Ky. (N) (12/18/2023)  
**TOTAL PLAYS** 91 vs Western Ky. (N) (12/18/2023)  
**TOTAL OFFENSE** 471 vs Western Ky. (N) (12/18/2023)  
**YARDS PER PLAY** 6.6 at Liberty (11/11/2023)  
**POINTS** 41 at Marshall (09/30/2023)  
**SACKS BY** 10 Wake Forest (09/16/2023)  
**FIRST DOWNS** 30 at Marshall (09/30/2023)  
**PENALTIES** 10 at Marshall (09/30/2023)  
 10 Louisiana (09/09/2023)  
**PENALTY YARDS** 91 at Marshall (09/30/2023)  
**TURNOVERS** 5 vs Western Ky. (N) (12/18/2023)  
**PUNTS** 8 Tex. A&M-Commerce (09/23/2023)  
**PUNTING AVG** 47.0 at Virginia Tech (09/02/2023)  
**LONG PUNT** 58 Tex. A&M-Commerce (09/23/2023)  
**PUNTS INSIDE 20** 3 at Ga. Southern (11/18/2023)  
 3 at James Madison (10/28/2023)  
 3 at Southern Miss. (10/07/2023)  
 3 Wake Forest (09/16/2023)  
**LONG PUNT RETURN** 82 at Southern Miss. (10/07/2023)



Jason Henderson



# 2023 Statistics

## SUN BELT CONFERENCE STATS

<b>RUSHING</b>	<b>G</b>	<b>ATT</b>	<b>YDS</b>	<b>AVG</b>	<b>TD</b>	<b>Long</b>	<b>YDS/G</b>
1 Vidal, Kimani - TROY	14	297	1661	5.59	14	69	118.64
2 Carroll, Marcus - GSU	12	274	1350	4.93	13	63	112.50
3 Mahdi, Ismail - TXST	13	223	1331	5.97	10	65	102.38
4 Ali, Rasheen - Marsh	12	212	1135	5.35	15	64	94.58
5 Gore, Frank - USM	12	231	1131	4.90	10	75	94.25
6 Webb, La'Damian - USA	11	186	1007	5.41	16	65	91.55
7 White, Jalen - GS	11	160	889	5.56	9	45	80.82
8 Noel, Nate - APP	11	173	834	4.82	5	68	75.82
9 Kibodi, Jacob - LA	12	129	729	5.65	7	69	60.75
10 Grainger, Darren - GSU	13	159	736	4.63	10	65	56.62

<b>PASSING AVG/GAME</b>	<b>G</b>	<b>Comp-Att-Int</b>	<b>Yds</b>	<b>TD</b>	<b>Avg/G</b>
1 Brin, Davis - GS	13	362-552-19	3781	24	290.85
2 McCloud, Jordan - JMU	13	281-412-10	3657	35	281.31
3 Aguilar, Joey - APP	14	293-460-10	3757	33	268.36
4 Finley, TJ - TXST	13	279-414-8	3439	24	264.54
5 Watson, Gunnar - TROY	14	268-439-6	3569	27	254.93
6 Bradley, Carter - USA	11	221-326-7	2660	19	241.82
7 Raynor, Jaylen - ASU	11	166-285-7	2550	17	231.82
8 Fancher, Cam - Marsh	10	202-309-11	2162	11	216.20
9 Grainger, Darren - GSU	13	244-358-7	2621	20	201.62
<b>10 Wilson, Grant - ODU</b>	<b>12</b>	<b>178-312-8</b>	<b>2149</b>	<b>17</b>	<b>179.08</b>

<b>RECEPTIONS/GAME</b>	<b>G</b>	<b>REC</b>	<b>YDS</b>	<b>TD</b>	<b>Long</b>	<b>AVG/C</b>	<b>YDS/G</b>
1 Hood, Khaleb - GS	13	101	948	5	43	72.92	7.77
2 Lacy, Caullin - USA	12	91	1316	7	84	109.67	7.58
3 Hobert, Joey - TXST	11	76	895	8	83	81.36	6.91
4 Sarratt, Elijah - JMU	13	82	1191	8	48	91.62	6.31
5 Lewis, Robert - GSU	12	70	877	7	97	73.08	5.83
6 Burgess Jr., Derwin - GS	13	74	813	6	68	62.54	5.69
7 Pinckney, Sam - CCU	13	72	1027	8	52	79.00	5.54
8 Barber, Jabre - TROY	14	75	999	5	52	71.36	5.36
9 Wilson, Kole - TXST	13	66	747	8	77	57.46	5.08
10 Brown, Jared - CCU	12	58	740	4	59	61.67	4.83

<b>SCORING (KICK)</b>	<b>G</b>	<b>PAT</b>	<b>FG</b>	<b>Pts</b>	<b>Avg/g</b>
1 Lantz, Michael - GS	13	45-45	23-28	114	8.77
2 Hughes, Michael - APP	14	54-54	19-22	111	7.93
3 Shipley, Mason - TXST	13	58-59	15-15	103	7.92
4 Wise, Camden - JMU	13	53-53	16-18	101	7.77
5 Renfroe, Scott Taylor - TROY	14	50-50	19-24	107	7.64
6 Almendares, Kenneth - LA	13	50-51	14-16	92	7.08
7 Zvada, Dominic - ASU	13	41-41	17-22	92	7.08
8 Guajardo, Diego - USA	13	45-47	14-21	87	6.69
9 Stein, Andrew - USM	12	27-28	17-23	78	6.50
<b>10 Sanchez, Ethan - ODU</b>	<b>13</b>	<b>36-36</b>	<b>14-21</b>	<b>78</b>	<b>6.00</b>



Grant Wilson

# 2023 Statistics

## SUN BELT CONFERENCE STATS

TACKLES	G	UA	A	TOTAL	TPG
<b>1 Henderson, Jason - ODU</b>	<b>12</b>	<b>52</b>	<b>118</b>	<b>170</b>	<b>14.20</b>
<b>2 Matthews, Wayne - ODU</b>	<b>13</b>	<b>38</b>	<b>97</b>	<b>135</b>	<b>10.38</b>
3 Watson-Trent, Marques - GS	13	58	64	122	9.38
<b>4 Jones, Terry - ODU</b>	<b>12</b>	<b>30</b>	<b>77</b>	<b>107</b>	<b>8.92</b>
5 Fisher, Aiden - JMU	13	51	57	108	8.31
6 Parker Jr., Andrew - APP	14	52	62	114	8.14
7 Holloway, Brian - TXST	13	59	45	104	8.00
8 Hunter, Jontrey - GSU	12	51	45	96	8.00
<b>9 Asbury, Shawn - ODU</b>	<b>12</b>	<b>38</b>	<b>55</b>	<b>93</b>	<b>7.75</b>
10 Ross, Nick - APP	14	43	62	105	7.50
11 Ossai, K.C. - LA	13	52	43	95	7.31
12 Roberts, J.J. - Marsh	10	39	34	73	7.30
13 Neal, Eli - Marsh	13	34	59	93	7.15
14 Straker, Melique - ASU	12	45	40	85	7.08
15 Holton, Shawn - TXST	13	63	29	92	7.08
16 Mackey, Javante - ASU	12	52	32	84	7.00
17 Thomas, Trevian - ASU	13	58	33	91	7.00
18 Willekes, Charles - ASU	13	31	59	90	6.92
19 Isbell, Clayton - CCU	13	49	40	89	6.85
20 Batton, Michael - ULM	12	30	50	80	6.67
21 Harris, Max - ULM	12	31	48	79	6.58
22 Lawrence, Dylan - USM	12	38	40	78	6.50
23 Wilfawn, Quentin - USA	13	49	35	84	6.46
<b>24 Ra-El, Tahj - ODU</b>	<b>13</b>	<b>41</b>	<b>43</b>	<b>84</b>	<b>6.46</b>
25 Abraham, Justin - GSU	13	49	33	82	6.31
26 Culp, Kaleb - TXST	13	48	33	81	6.23
27 Walker, Jailin - JMU	10	32	29	61	6.10
28 Williams, Jasper - LA	13	42	36	78	6.00
29 Gant, Kendre' - LA	11	37	27	64	5.82
30 McDonald, Jayden - TROY	13	40	35	75	5.77
31 Lewis, Tyrone - LA	13	41	33	74	5.69
32 Miller, James - USA	12	27	41	68	5.67
33 Johnson, Jeremiah - GSU	13	56	17	73	5.62
34 Stanley, Jay - USM	11	28	33	61	5.55
35 Voisin, Jaden - USA	13	31	40	71	5.46
36 Leach, TyGee - GSU	13	44	27	71	5.46
37 Evans, Ja'Terious - ULM	12	26	39	65	5.42
38 Bozeman, Swayze - USM	10	20	34	54	5.40
39 Pettus, Dell - TROY	14	39	35	74	5.29
40 Huntington, Adin - ULM	12	27	36	63	5.25

TACKLES FOR LOSS	G	Solo	Ast	Total	Avg/g
<b>1 Henderson, Jason - ODU</b>	<b>12</b>	<b>13</b>	<b>13</b>	<b>19.5</b>	<b>1.63</b>
2 Kamara, Mikail - JMU	12	15	7	18.5	1.54
3 Kromah, Jamree - JMU	13	15	9	19.5	1.50
4 Huntington, Adin - ULM	12	14	4	16	1.33
5 Solomon, Javon - TROY	14	13	10	18	1.29

PASSES DEFENDED	G	Brup	Int.	Total	Avg/g
1 Abraham, Micah - Marsh	13	15	4	19	1.46
2 Johnson, Samy - ASU	13	15	1	16	1.23
3 Bartholomew, Shemar - GS	13	14	1	15	1.15
4 Ponds, D'Angelo - JMU	13	13	2	15	1.15
5 Steward, Reddy - TROY	14	10	4	14	1.00
6 Fletcher, Ricky - USA	13	12	0	12	0.92
7 Johnson, Ethan - APP	14	11	1	12	0.86
8 Funderburk, Tyrek - APP	14	8	4	12	0.86
9 Favors, Jordan - APP	14	8	4	12	0.86
10 Voisin, Jaden - USA	13	7	4	11	0.85
11 Hill, D'Yoni - Marsh	13	10	1	11	0.85
12 Hickman, Damel - GS	12	9	1	10	0.83
<b>13 James, LaMareon - ODU</b>	<b>13</b>	<b>9</b>	<b>1</b>	<b>10</b>	<b>0.77</b>
14 Ford-Dement, Kaleb - TXST	13	7	3	10	0.77
15 McDoom, Matthew - CCU	13	10	0	10	0.77
16 Stanley, Jay - USM	11	5	3	8	0.73
<b>17 Reason, Rasheed - ODU</b>	<b>11</b>	<b>7</b>	<b>1</b>	<b>8</b>	<b>0.73</b>
18 Lusk, Keonte - CCU	13	6	3	9	0.69
19 Watts, A.J. - ULM	12	6	2	8	0.67
<b>20 Johnson, Nolan - ODU</b>	<b>11</b>	<b>6</b>	<b>1</b>	<b>7</b>	<b>0.64</b>

Bold indicates ODU player



# 2023 Statistics

## SUN BELT CONFERENCE STATS

SCORING OFFENSE	G	TD	FG	XPT	2XP	DXP	Saf	Pts	Avg/G
Texas St.	13	62	15	58	1	0	0	477	36.69
James Madison	13	56	16	53	1	0	2	443	34.08
App State	14	59	19	54	0	0	0	465	33.21
South Alabama	13	56	14	46	3	0	0	430	33.08
Louisiana	13	54	14	52	0	0	0	418	32.15
Ga. Southern	13	46	23	45	1	0	0	392	30.15
Troy	14	51	19	50	1	0	0	415	29.64
Coastal Carolina	13	44	17	43	1	0	0	360	27.69
Georgia St.	13	47	9	45	0	0	0	354	27.23
Arkansas St.	13	43	17	41	1	0	0	352	27.08
<b>Old Dominion</b>	<b>13</b>	<b>38</b>	<b>14</b>	<b>36</b>	<b>1</b>	<b>0</b>	<b>1</b>	<b>310</b>	<b>23.85</b>
Southern Miss.	12	33	17	29	0	0	0	278	23.17
Marshall	13	37	12	36	0	0	1	296	22.77
ULM	12	25	11	21	2	0	0	208	17.33

SCORING DEFENSE	G	TD	FG	XPT	2XP	DXP	Saf	Pts	Avg/G
Troy	14	27	17	25	1	0	0	240	17.14
James Madison	13	31	12	29	0	0	1	253	19.46
South Alabama	13	34	12	31	1	0	0	273	21
Coastal Carolina	13	38	15	37	0	0	0	310	23.85
App State	14	48	14	40	3	0	1	378	27
<b>Old Dominion</b>	<b>13</b>	<b>43</b>	<b>16</b>	<b>41</b>	<b>1</b>	<b>0</b>	<b>2</b>	<b>353</b>	<b>27.15</b>
Louisiana	13	48	14	40	1	0	0	372	28.62
Marshall	13	45	19	44	1	0	0	373	28.69
Georgia St.	13	51	10	47	3	0	1	391	30.08
Arkansas St.	13	49	17	44	3	0	0	395	30.38
Ga. Southern	13	51	13	47	2	0	0	396	30.46
Texas St.	13	56	13	46	3	0	0	427	32.85
ULM	12	52	19	50	0	0	0	419	34.92
Southern Miss.	12	56	12	53	2	0	0	429	35.75

TOTAL OFFENSE	G	Rush	Pass	Plays	Yards	Avg/P	TD	Avg/G
Texas St.	13	2427	3522	958	5949	6.21	57	457.62
App State	14	2408	3830	1006	6238	6.20	57	445.57
South Alabama	13	2236	3486	897	5722	6.38	56	440.15
Ga. Southern	13	1524	3929	954	5453	5.72	42	419.46
Troy	14	2148	3724	943	5872	6.23	48	419.43
James Madison	13	1744	3702	874	5446	6.23	53	418.92
Coastal Carolina	13	2010	3401	875	5411	6.18	41	416.23
Georgia St.	13	2445	2668	880	5113	5.81	45	393.31
Louisiana	13	2284	2817	836	5101	6.1	48	392.38
Arkansas St.	13	1919	2938	829	4857	5.86	37	373.62
Marshall	13	1720	2940	878	4660	5.31	33	358.46
Southern Miss.	12	1953	2288	848	4241	5.0	31	353.42
<b>Old Dominion</b>	<b>13</b>	<b>1994</b>	<b>2532</b>	<b>835</b>	<b>4526</b>	<b>5.42</b>	<b>35</b>	<b>348.15</b>
ULM	12	1753	2098	760	3851	5.07	22	320.92

TOTAL DEFENSE	G	Rush	Pass	Plays	Yards	Avg/P	TD	Avg/G
Troy	14	1493	2821	907	4314	4.76	26	308.14
South Alabama	13	1478	2594	813	4072	5.01	30	313.23
James Madison	13	1089	3250	875	4339	4.96	30	333.77
Marshall	13	2022	2873	890	4895	5.5	43	376.54
App State	14	2498	2804	924	5302	5.74	43	378.71
Coastal Carolina	13	2181	2753	853	4934	5.78	36	379.54
Louisiana	13	2221	2795	962	5016	5.21	46	385.85
<b>Old Dominion</b>	<b>13</b>	<b>1842</b>	<b>3257</b>	<b>977</b>	<b>5099</b>	<b>5.22</b>	<b>41</b>	<b>392.23</b>
Ga. Southern	13	2098	3049	850	5147	6.06	50	395.92
Texas St.	13	1967	3202	906	5169	5.71	50	397.62
Southern Miss.	12	2145	2904	749	5049	6.74	51	420.75
Georgia St.	13	1896	3633	879	5529	6.29	48	425.31
Arkansas St.	13	2395	3372	936	5767	6.16	47	443.62
ULM	12	2051	3299	887	5350	6.03	49	445.83

# 2023 Statistics

## SUN BELT CONFERENCE STATS

RUSHING OFFENSE	G	Att.	Yards	Avg/A	Long	TD	Avg/G
Georgia St.	13	513	2445	4.77	65	25	188.08
Texas St.	13	529	2427	4.59	65	33	186.69
Louisiana	13	469	2284	4.87	80	25	175.69
South Alabama	13	469	2236	4.77	65	28	172.0
App State	14	534	2408	4.51	68	23	172.0
Southern Miss.	12	485	1953	4.03	75	16	162.75
Coastal Carolina	13	465	2010	4.32	77	17	154.62
Troy	14	486	2148	4.42	69	19	153.43
<b>Old Dominion</b>	<b>13</b>	<b>474</b>	<b>1994</b>	<b>4.21</b>	<b>79</b>	<b>15</b>	<b>153.38</b>
Arkansas St.	13	459	1919	4.18	66	20	147.62
ULM	12	415	1753	4.22	62	7	146.08
James Madison	13	446	1744	3.91	57	17	134.15
Marshall	13	452	1720	3.81	64	21	132.31
Ga. Southern	13	377	1524	4.04	45	16	117.23

RUSHING DEFENSE	G	Att.	Yards	Avg/A	Long	TD	Avg/G
James Madison	13	416	1089	2.62	58	13	83.77
Troy	14	472	1493	3.16	57	13	106.64
South Alabama	13	459	1478	3.22	56	11	113.69
<b>Old Dominion</b>	<b>13</b>	<b>529</b>	<b>1842</b>	<b>3.48</b>	<b>75</b>	<b>13</b>	<b>141.69</b>
Georgia St.	13	442	1896	4.29	67	18	145.85
Texas St.	13	489	1967	4.02	57	26	151.31
Marshall	13	467	2022	4.33	75	20	155.54
Ga. Southern	13	454	2098	4.62	55	30	161.38
Coastal Carolina	13	462	2181	4.72	43	15	167.77
Louisiana	13	575	2221	3.86	49	24	170.85
ULM	12	490	2051	4.19	47	21	170.92
App State	14	502	2498	4.98	75	28	178.43
Southern Miss.	12	424	2145	5.06	75	28	178.75
Arkansas St.	13	505	2395	4.74	69	22	184.23

3RD-DOWN CONVERSIONS	G	Conv.	Att.	Pct.
Georgia St.	13	86	189	45.50
Ga. Southern	13	84	185	45.41
Coastal Carolina	13	76	172	44.19
Texas St.	13	81	184	44.02
South Alabama	13	75	173	43.35
App State	14	79	188	42.02
Louisiana	13	68	167	40.72
Troy	14	76	189	40.21
Southern Miss.	12	71	187	37.97
<b>Old Dominion</b>	<b>13</b>	<b>69</b>	<b>186</b>	<b>37.10</b>
James Madison	13	60	163	36.81
Arkansas St.	13	60	169	35.50
ULM	12	56	173	32.37
Marshall	13	56	179	31.28

TURNOVER MARGIN	Lost			Gained			Margin
	Fum	Int	Tot	Fum	Int	Tot	
JMU	4	11	15	8	13	21	6
CCU	8	9	17	9	14	23	6
Troy	12	6	18	13	10	23	5
ODU	7	11	18	10	11	21	3
A-State.	4	9	13	8	8	16	3
App State	12	10	22	10	15	25	3
USM	7	8	15	8	9	17	2
USA	9	11	20	9	13	22	2
GSU	8	7	15	6	11	17	2
ULM	5	13	18	8	11	19	1
Louisiana	12	9	21	9	13	22	1
Texas St.	14	9	23	11	11	22	-1
GS	11	20	31	8	13	21	-10
Marshall	11	18	29	5	13	18	-11

OPP 3RD-DN CONVERT	G	Conv.	Att.	Pct.
Marshall	13	61	188	32.45
Troy	14	62	191	32.46
South Alabama	13	60	176	34.09
James Madison	13	74	204	36.27
Old Dominion	13	75	199	37.69
Southern Miss.	12	55	145	37.93
Ga. Southern	13	64	166	38.55
App State	14	72	179	40.22
Arkansas St.	13	79	193	40.93
Coastal Carolina	13	70	168	41.67
Louisiana	13	89	200	44.5
Georgia St.	13	81	182	44.51
Texas St.	13	88	188	46.81
ULM	12	89	175	50.86



Santana Saunders



# 2023 Season Review

## Game One: Virginia Tech 36 Old Dominion 17

Team	1st	2nd	3rd	4th	Total
Old Dominion	0	10	7	0	17
Virginia Tech	2	14	14	6	36

### Scoring Summary

1st 04:07 Hokies - SAFETY, 02:35 0-2  
 2nd 14:53 Hokies - #83 J.Lane 20 yd pass from #6 G.Wells (#97 J.Love kick), 10-55, 04:07 0-9  
 2nd 09:33 ODU - #20 D.Dutton 16 yd pass from #13 G.Wilson (#92 E.Sanchez kick), 12-83, 05:14 7-9  
 2nd 02:03 Hokies - #0 A.Jennings 10 yd pass from #6 G.Wells (#97 J.Love kick), 8-62, 03:12 7-16  
 2nd 00:00 ODU - #92 E.Sanchez 28 yd FG, 12-64, 02:03 10-16  
 3rd 09:59 Hokies - #0 A.Jennings 6 yd pass from #6 G.Wells (#97 J.Love kick), 6-69, 02:19 10-23  
 3rd 05:43 ODU - #22 K.Wicks 5 yd pass from #13 G.Wilson (#92 E.Sanchez kick), 9-75, 04:16 17-23  
 3rd 02:09 Hokies - #6 G.Wells 1 yd rush (#97 J.Love kick), 8-65, 03:34 17-30  
 4th 09:28 Hokies - #97 J.Love 27 yd FG, 8-40, 03:43 17-33  
 4th 05:38 Hokies - #97 J.Love 21 yd FG, 4-5, 02:35 17-36

	ODU	VT
FIRST DOWNS	19	18
NET YARDS RUSHING	201	109
NET YARDS PASSING	94	259
Completions-Attempts-Int	13-25-1	18-30-0
TOTAL OFFENSE YARDS	295	368
Total offense plays	68	73
Average Gain Per Play	4.3	5.0
Fumbles: Number-Lost	3-2	0-0
Penalties: Number-Yards	4-36	4-39
Average Yards Per Punt	42.0	47.0
Punt returns: Number-Yards-TD	0-0-0	3-86-0
Possession Time	26:20	33:40
Third-Down Conversions	8-15	8-16
Fourth-Down Conversions	0-2	1-3
Red-Zone Scores-Chances	3-3	6-9
Touchdowns	2-3	4-9
Sacks By: Number-Yards	0-0	5-17
PAT Kicks	2-2	4-4
Points off Turnover	0	10

### OLD DOMINION

RUSHING	No.	Net	TD	Lg	Avg
Grant Wilson	19	81	0	25	4.3
Keshawn Wicks	14	73	0	27	5.2
Devin Roche	2	34	0	22	17.0
Ahmarian Granger	1	15	0	15	15.0
Kadarius Calloway	2	13	0	8	6.5
Obie Sanni	4	9	0	10	2.2
TEAM	1	-24	0	0	-24.0
<b>Totals:</b>	<b>43</b>	<b>201</b>	<b>0</b>	<b>27</b>	<b>4.7</b>

PASSING	C-A-I	Yds	TD	Long	Sack
Grant Wilson	13-25-1	94	2	16	5
<b>Totals:</b>	<b>13-25-1</b>	<b>94</b>	<b>2</b>	<b>16</b>	<b>5</b>

RECEIVING	No.	Yards	YAC	TD	Long
Ahmarian Granger	3	14	-1	0	15
Obie Sanni	2	18	20	0	13
Isiah Paige	2	17	0	0	12
Keshawn Wicks	2	10	5	1	5
Dominic Dutton	1	16	2	1	16
Kadarius Calloway	1	8	1	0	8
Kelby Williams	1	6	0	0	6
Reymello Murphy	1	5	4	0	5
<b>Totals:</b>	<b>13</b>	<b>94</b>	<b>31</b>	<b>2</b>	<b>16</b>

### VIRGINIA TECH

RUSHING	No.	Net	TD	Lg	Avg
Bhayshul Tuten	19	55	0	8	2.9
Grant Wells	7	27	1	10	3.9
Malachi Thomas	12	22	0	5	1.8
Bryce Duke	1	4	0	4	4.0
Kyron Drones	3	2	0	2	0.7
TEAM	1	-1	0	0	-1.0
<b>Totals:</b>	<b>43</b>	<b>109</b>	<b>1</b>	<b>10</b>	<b>2.5</b>

PASSING	C-A-I	Yds	TD	Long	Sack
Grant Wells	17-29-0	251	3	44	0
Kyron Drones	1-1-0	8	0	8	0
<b>Totals:</b>	<b>18-30-0</b>	<b>259</b>	<b>3</b>	<b>44</b>	<b>0</b>

RECEIVING	No.	Yards	YAC	TD	Long
Ali Jennings	5	72	26	2	44
Jaylin Lane	4	69	35	1	34
Da'Wain Lofton	2	20	22	0	15
Malachi Thomas	2	12	15	0	8
Da'Quan Felton	1	34	24	0	34
Benji Gosnell	1	23	14	0	23
Dae'Quan Wright	1	14	3	0	14
Stephen Gosnell	1	10	5	0	10
Bhayshul Tuten	1	5	11	0	5
<b>Totals:</b>	<b>18</b>	<b>259</b>	<b>155</b>	<b>3</b>	<b>44</b>

# 2023 Season Review

## Game Two: Old Dominion 38 Louisiana 31

Team	1st	2nd	3rd	4th	Total
Louisiana	10	7	0	14	31
Old Dominion	7	10	14	7	38

### Scoring Summary

1st 10:59 LA - #3 H.Broussard 3 yd pass from #10 B.Wooldridge (#45 K.Almendares kick), 9-75, 03:56 7-0  
 1st 10:26 ODU - #7 A.Granger 30 yd pass from #13 G.Wilson (#92 E.Sanchez kick), 2-55, 00:26 7-7  
 1st 03:32 LA - #45 K.Almendares 28 yd FG, 12-54, 06:46 10-7  
 2nd 12:00 ODU - #92 E.Sanchez 39 yd FG, 10-58, 04:00 10-10  
 2nd 04:15 ODU - #13 G.Wilson 3 yd rush (#92 E.Sanchez kick), 10-65, 03:55 10-17  
 2nd 00:18 LA - #10 B.Wooldridge 1 yd rush (#45 K.Almendares kick), 8-72, 03:50 17-17  
 3rd 12:36 ODU - #18 R.Murphy 36 yd pass from #13 G.Wilson (#92 E.Sanchez kick), 6-65, 02:20 17-24  
 3rd 04:43 ODU - #18 R.Murphy 61 yd pass from #13 G.Wilson (#92 E.Sanchez kick), 3-68, 01:20 17-31  
 4th 14:57 LA - #8 T.Williams 1 yd rush (#45 K.Almendares kick), 10-55, 04:37 24-31  
 4th 12:28 ODU - #6 K.Williams 37 yd pass from #13 G.Wilson (#92 E.Sanchez kick), 7-83, 02:24 24-38  
 4th 09:13 LA - #0 J.Kibodi 37 yd pass from #10 B.Wooldridge (#45 K.Almendares kick), 7-90, 03:10 31-38

	ULL	ODU
FIRST DOWNS	24	20
NET YARDS RUSHING	169	145
NET YARDS PASSING	285	247
Completions-Attempts-Int	25-36-0	13-19-0
TOTAL OFFENSE YARDS	454	392
Total offense plays	76	54
Penalties: Number-Yards	10-70	3-25
Average Yards Per Punt	42.8	43.5
Possession Time	37:31	22:29
Third-Down Conversions	6-14	5-9
Fourth-Down Conversions	2-3	0-1
Red-Zone Scores-Chances	4-5	1-1
Sacks By: Number-Yards	3-10	0-0
PAT Kicks	4-4	5-5
Points off Turnover	0	0

### OLD DOMINION

RUSHING	No.	Net	TD	Lg	Avg
Keshawn Wicks	17	104	0	15	6.1
Obie Sanni	11	42	0	10	3.8
Grant Wilson	5	3	1	10	0.6
TEAM	2	-4	0	0	-2.0
<b>Totals:</b>	<b>35</b>	<b>145</b>	<b>1</b>	<b>15</b>	<b>4.1</b>

PASSING	C-A-I	Yds	TD	Long	Sack
Grant Wilson	13-19-0	247	4	61	3
<b>Totals:</b>	<b>13-19-0</b>	<b>247</b>	<b>4</b>	<b>61</b>	<b>3</b>

RECEIVING	No.	Yards	YAC	TD	Long
Isiah Paige	3	34	5	0	25
Reymello Murphy	2	97	36	2	61
Kelby Williams	2	44	2	1	37
Ahmarian Granger	2	36	6	1	30
Dominic Dutton	1	20	1	0	20
Keshawn Wicks	1	7	0	0	7
Obie Sanni	1	7	7	0	7
Jordan Bly	1	2	0	0	2
<b>Totals:</b>	<b>13</b>	<b>247</b>	<b>57</b>	<b>4</b>	<b>61</b>

### Louisiana

RUSHING	No.	Net	TD	Lg	Avg
Jacob Kibodi	10	54	0	9	5.4
Ben Wooldridge	10	45	1	10	4.5
Terrence Williams	9	37	1	8	4.1
Zeon Chriss	1	13	0	13	13.0
Zylan Perry	8	11	0	14	1.4
Elijah Davis	2	9	0	5	4.5
<b>Totals:</b>	<b>40</b>	<b>169</b>	<b>2</b>	<b>14</b>	<b>4.2</b>

PASSING	C-A-I	Yds	TD	Long	Sack
Ben Wooldridge	25-36-0	285	2	43	0
<b>Totals:</b>	<b>25-36-0</b>	<b>285</b>	<b>2</b>	<b>43</b>	<b>0</b>

RECEIVING	No.	Yards	YAC	TD	Long
Robert Williams	6	52	23	0	18
Harvey Broussard	4	36	27	1	15
Peter LeBlanc	4	26	32	0	10
Neal Johnson	4	22	26	0	6
Jacob Bernard	3	70	31	0	43
Charles Robertson	1	43	0	0	43
Jacob Kibodi	1	37	35	1	37
Pearse Migl	1	1	0	0	1
Terrence Williams	1	-2	3	0	0
<b>Totals:</b>	<b>25</b>	<b>285</b>	<b>177</b>	<b>2</b>	<b>43</b>



## 2023 Season Review

### Game Three: Wake Forest 27 Old Dominion 24

Team	1st	2nd	3rd	4th	Total
Wake Forest	0	0	13	14	27
Old Dominion	0	17	7	0	24

#### Scoring Summary

2nd 13:24 ODU - #4 J.Harvey 68 yd pass from #13 G.Wilson (#92 E.Sanchez kick), 2-61, 00:36 0-7  
 2nd 09:38 ODU - #2 L.James 80 yd fumble return (#92 E.Sanchez kick), 01:21 0-14  
 2nd 02:27 ODU - #92 E.Sanchez 49 yd FG, 9-58, 04:44 0-17  
 3rd 11:35 Wake - #2 T.Morin 27 yd pass from #12 M.Griffis (#99 M.Dennis kick), 8-75, 03:25 7-17  
 3rd 07:00 ODU - #2 L.James 66 yd interception return (#92 E.Sanchez kick), 02:45 7-24  
 3rd 03:50 Wake - #99 M.Dennis 36 yd FG, 9-62, 03:03 10-24  
 3rd 00:09 Wake - #99 M.Dennis 36 yd FG, 5-9, 02:30 13-24  
 4th 09:45 Wake - #2 T.Morin 48 yd pass from #12 M.Griffis (#99 M.Dennis kick), 8-86, 03:42 20-24  
 4th 06:48 Wake - #80 J.Banks 4 yd pass from #12 M.Griffis (#99 M.Dennis kick), 2-6, 00:36 27-24

	WF	ODU
FIRST DOWNS	25	14
NET YARDS RUSHING	97	67
NET YARDS PASSING	312	233
Completions-Attempts-Int	24-41-2	11-27-1
TOTAL OFFENSE YARDS	409	300
Total offense plays	84	63
Penalties: Number-Yards	6-65	5-35
Average Yards Per Punt	29.6	37.4
Net Yards Per Punt	29.6	32.4
Possession Time	34:50	25:10
Third-Down Conversions	5-17	3-15
Fourth-Down Conversions	0-0	0-1
Red-Zone Scores-Chances	3-5	0-2
Sacks By: Number-Yards	10-68	4-44
PAT Kicks	3-3	3-3
Points off Turnover	0	7

#### OLD DOMINION

RUSHING	No.	Net	TD	Lg	Avg
Devin Roche	11	86	0	37	7.8
Keshawn Wicks	11	32	0	9	2.9
Grant Wilson	14	-51	0	12	-3.6
<b>Totals:</b>	<b>36</b>	<b>67</b>	<b>0</b>	<b>37</b>	<b>1.9</b>

PASSING	C-A-I	Yds	TD	Long	Sack
Grant Wilson	11-26-1	233	1	68	10
TEAM	0-1-0	0	0	0	0
<b>Totals:</b>	<b>11-27-1</b>	<b>233</b>	<b>1</b>	<b>68</b>	<b>10</b>

RECEIVING	No.	Yards	YAC	TD	Long
Javon Harvey	3	166	61	1	68
Isiah Paige	3	39	13	0	22
Kelby Williams	2	13	0	0	7
Jordan Bly	2	4	4	0	2
Reymello Murphy	1	11	5	0	11
<b>Totals:</b>	<b>11</b>	<b>233</b>	<b>83</b>	<b>1</b>	<b>68</b>

#### WAKE FOREST

RUSHING	No.	Net	TD	Lg	Avg
Justice Ellison	16	86	0	16	5.4
Demond Claiborne	11	34	0	20	3.1
Mitch Griffis	12	-7	0	11	-0.6
TEAM	4	-16	0	0	-4.0
<b>Totals:</b>	<b>43</b>	<b>97</b>	<b>0</b>	<b>20</b>	<b>2.3</b>

PASSING	C-A-I	Yds	TD	Long	Sack
Mitch Griffis	24-41-2	312	3	48	4
<b>Totals:</b>	<b>24-41-2</b>	<b>312</b>	<b>3</b>	<b>48</b>	<b>4</b>

RECEIVING	No.	Yards	YAC	TD	Long
Jahmal Banks	8	81	10	1	31
Taylor Morin	6	112	26	2	48
Ke'Shawn Williams	4	45	12	0	14
Wesley Grimes	2	56	37	0	40
Demond Claiborne	2	13	15	0	10
Justice Ellison	2	5	5	0	5
<b>Totals:</b>	<b>24</b>	<b>312</b>	<b>105</b>	<b>3</b>	<b>48</b>

## 2023 Season Review

### Game Four: Old Dominion 10 Texas A&M Commerce 9

Team	1st	2nd	3rd	4th	Total
TX A&M Commerce	0	0	3	6	9
Old Dominion	0	0	7	3	10

#### Scoring Summary

3rd 03:48 TXCC - #6 E.Adagbon 43 yd FG, 7-32, 03:37 3-0

3rd 02:12 ODU - #20 D.Dutton 40 yd pass from #8 J.Shields (#92 E.Sanchez kick), 5-84, 01:32 3-7

4th 06:17 ODU - #92 E.Sanchez 22 yd FG, 5-43, 01:49 3-10

4th 00:28 TXCC - #3 K.Miller III 2 yd pass from #1 J.Magana (#7 J.Khepera pass from #1 J.Magana failed), 11-75, 05:49 9-10

	TXAC	ODU
FIRST DOWNS	16	15
NET YARDS RUSHING	126	15
NET YARDS PASSING	124	328
Completions-Attempts-Int	15-26-0	19-31-3
TOTAL OFFENSE YARDS	250	343
Penalties: Number-Yards	8-79	7-88
Average Yards Per Punt	35.4	40.2
Possession Time	35:08	24:52
Third-Down Conversions	4-16	5-12
Fourth-Down Conversions	0-2	0-2
Red-Zone Scores-Chances	1-1	1-5
Sacks By: Number-Yards	8-51	3-18
PAT Kicks	0-0	1-1
Points off Turnover	0	0

#### OLD DOMINION

RUSHING	No.	Net	TD	Lg	Avg
Devin Roche	8	29	0	11	3.6
Kadarius Calloway	3	12	0	5	4.0
Tariq Sims	2	5	0	3	2.5
Grant Wilson	4	3	0	15	0.8
TEAM	2	-10	0	0	-5.0
Jack Shields	11	-24	0	6	-2.2
<b>Totals:</b>	<b>30</b>	<b>15</b>	<b>0</b>	<b>15</b>	<b>0.5</b>

PASSING	C-A-I	Yds	TD	Long	Sack
Jack Shields	14-20-0	258	1	49	6
Grant Wilson	5-11-3	70	0	41	2
<b>Totals:</b>	<b>19-31-3</b>	<b>328</b>	<b>1</b>	<b>49</b>	<b>8</b>

RECEIVING	No.	Yards	YAC	TD	Long
Kelby Williams	8	197	62	0	49
Reymello Murphy	3	44	15	0	41
Devin Roche	3	17	30	0	11
Dominic Dutton	2	54	0	1	40
Ahmarian Granger	2	14	0	0	9
Jalen Butler	1	2	3	0	2
<b>Totals:</b>	<b>19</b>	<b>328</b>	<b>110</b>	<b>1</b>	<b>49</b>

#### Texas A&M Commerce

RUSHING	No.	Net	TD	Lg	Avg
Reggie Branch	17	78	0	19	4.6
Peter Parrish	13	25	0	9	1.9
Ra'veion Hargrove	7	20	0	9	2.9
Shamenski Rucker	4	7	0	5	1.8
Josh Magana	1	-4	0	0	-4.0
<b>Totals:</b>	<b>42</b>	<b>126</b>	<b>0</b>	<b>19</b>	<b>3.0</b>

PASSING	C-A-I	Yds	TD	Long	Sack
Peter Parrish	8-13-0	90	0	39	1
Josh Magana	7-13-0	34	1	7	1
Reggie Branch	0-0-0	0	0	0	1
<b>Totals:</b>	<b>15-26-0</b>	<b>124</b>	<b>1</b>	<b>39</b>	<b>3</b>

RECEIVING	No.	Yards	YAC	TD	Long
Micaelous Elder	4	7	26	0	6
Jabari Khepera	3	57	1	0	39
Keith Miller III	3	28	2	1	20
Jerome Buckner	2	11	4	0	7
Shamenski Rucker	1	10	11	0	10
Zadock Dinkelman	1	9	0	0	9
Ra'veion Hargrove	1	2	4	0	2
<b>Totals:</b>	<b>15</b>	<b>124</b>	<b>48</b>	<b>1</b>	<b>39</b>



## 2023 Season Review

### Game Five: Marshall 41 Old Dominion 35

Team	1st	2nd	3rd	4th	Total
Old Dominion	7	14	7	7	35
Marshall	3	14	21	3	41

#### Scoring Summary

1st 14:03 ODU - #8 J.Shields 66 yd rush (#92 E.Sanchez kick), 3-70, 00:49 7-0  
 1st 05:26 MAR - #90 R.Verhoff 42 yd FG, 6-23, 01:40 7-3  
 2nd 13:23 ODU - #1 J.Bly 19 yd pass from #8 J.Shields (#92 E.Sanchez kick), 1-19, 00:06 14-3  
 2nd 11:17 ODU - #0 K.Calloway 70 yd rush (#92 E.Sanchez kick), 1-70, 00:11 21-3  
 2nd 09:11 MAR - #83 C.Conley 1 yd pass from #14 C.Fancher (#90 R.Verhoff kick), 4-57, 02:00 21-10  
 2nd 03:31 MAR - #7 C.Coombs 22 yd pass from #14 C.Fancher (#90 R.Verhoff kick), 7-60, 03:03 21-17  
 3rd 10:10 MAR - #22 R.Ali 1 yd rush (#90 R.Verhoff kick), 9-94, 04:42 21-24  
 3rd 08:13 MAR - #2 E.Alston 85 yd interception return (#90 R.Verhoff kick), 00:37 21-31  
 3rd 07:50 ODU - #0 K.Calloway 69 yd rush (#92 E.Sanchez kick), 2-73, 00:23 28-31  
 3rd 02:59 MAR - #22 R.Ali 1 yd rush (#90 R.Verhoff kick), 10-68, 04:44 28-38  
 4th 08:21 MAR - #90 R.Verhoff 30 yd FG, 9-54, 04:59 28-41  
 4th 08:09 ODU - #0 K.Calloway 75 yd rush (#92 E.Sanchez kick), 1-75, 00:12 35-41

	ODU	MU
FIRST DOWNS	11	30
NET YARDS RUSHING	339	186
NET YARDS PASSING	95	278
Completions-Attempts-Int	11-23-3	29-35-1
TOTAL OFFENSE YARDS	434	464
Total offense plays	54	84
Penalties: Number-Yards	9-82	10-91
Average Yards Per Punt	45.8	41.2
Possession Time	18:39	41:21
Third-Down Conversions	3-13	4-13
Fourth-Down Conversions	0-2	0-1
Red-Zone Scores-Chances	1-2	4-5
Sacks By: Number-Yards	0-0	2-11
PAT Kicks	5-5	5-5
Points off Turnover	7	7

#### OLD DOMINION

RUSHING	No.	Net	TD	Lg	Avg
Kadarius Calloway	11	236	3	75	21.5
Jack Shields	5	63	1	66	12.6
Devin Roche	10	23	0	8	2.3
Keshawn Wicks	5	17	0	19	3.4
<b>Totals:</b>	<b>31</b>	<b>339</b>	<b>4</b>	<b>75</b>	<b>10.9</b>

PASSING	C-A-I	Yds	TD	Long	Sack
Jack Shields	11-23-3	95	1	42	2
<b>Totals:</b>	<b>11-23-3</b>	<b>95</b>	<b>1</b>	<b>42</b>	<b>2</b>

RECEIVING	No.	Yards	YAC	TD	Long
Jordan Bly	5	34	12	1	19
Keshawn Wicks	2	9	14	0	6
Reymello Murphy	1	42	-1	0	42
Kadarius Calloway	1	5	1	0	5
Jalen Butler	1	3	5	0	3
Devin Roche	1	2	2	0	2
<b>Totals:</b>	<b>11</b>	<b>95</b>	<b>33</b>	<b>1</b>	<b>42</b>

#### Marshall

RUSHING	No.	Net	TD	Lg	Avg
Cam Fancher	15	102	0	22	6.8
Rasheen Ali	28	79	2	13	2.8
Ethan Payne	3	8	0	4	2.7
TEAM	3	-3	0	0	-1.0
<b>Totals:</b>	<b>49</b>	<b>186</b>	<b>2</b>	<b>22</b>	<b>3.8</b>

PASSING	C-A-I	Yds	TD	Long	Sack
Cam Fancher	29-35-1	278	2	40	0
<b>Totals:</b>	<b>29-35-1</b>	<b>278</b>	<b>2</b>	<b>40</b>	<b>0</b>

RECEIVING	No.	Yards	YAC	TD	Long
Caleb Coombs	8	76	61	1	22
Mason Pierce	5	74	47	0	23
Darryle Simmons	4	30	5	0	10
Cade Conley	4	11	7	1	11
Rasheen Ali	4	17	20	0	16
Jayden Harrison	2	13	1	0	8
Caleb McMillan	1	40	18	0	40
DeMarcus Harris	1	10	0	0	10
<b>Totals:</b>	<b>29</b>	<b>278</b>	<b>169</b>	<b>2</b>	<b>40</b>

## 2023 Season Review

### Game Six: Old Dominion 10 Texas A&M Commerce 9

Team	1st	2nd	3rd	4th	Total
Old Dominion	0	7	3	7	17
Southern Miss	10	0	3	0	13

#### Scoring Summary

1st 02:26 USM - #98 A.Stein 21 yd FG, 13-71, 06:26 0-3  
 1st 00:09 USM - #21 T.Mims 82 yd punt return (#98 A.Stein kick), 02:17 0-10  
 2nd 14:24 ODU - #22 K.Wicks 2 yd rush (#92 E.Sanchez kick), 4-80, 00:40 7-10  
 3rd 07:32 USM - #98 A.Stein 31 yd FG, 12-41, 04:41 7-13  
 3rd 00:12 ODU - #92 E.Sanchez 31 yd FG, 8-48, 03:12 10-13  
 4th 11:19 ODU - #22 K.Wicks 16 yd rush (#92 E.Sanchez kick), 3-62, 00:58

	ODU	USM
FIRST DOWNS	13	17
NET YARDS RUSHING	143	110
NET YARDS PASSING	194	166
Completions-Attempts-Int	8-22-0	15-26-0
TOTAL OFFENSE YARDS	337	276
Penalties: Number-Yards	5-35	4-23
Possession Time	24:38	35:22
Third-Down Conversions	5-14	6-16
Fourth-Down Conversions	0-1	1-2
Red-Zone Scores-Chances	3-4	2-3
Sacks By: Number-Yards	2-15	5-32
PAT Kicks	2-2	1-1
Points off Turnover	0	0

#### OLD DOMINION

RUSHING	No.	Net	TD	Lg	Avg
Kadarius Calloway	12	93	0	31	7.8
Keshawn Wicks	10	54	2	16	5.4
Jack Shields	6	14	0	19	2.3
Kelby Williams	1	0	0	0	0.0
TEAM	1	-2	0	0	-2.0
Grant Wilson	6	7	-16	7	-2.7
<b>Totals:</b>	<b>36</b>	<b>143</b>	<b>2</b>	<b>31</b>	<b>4.0</b>

PASSING	C-A-I	Yds	TD	Long	Sack
Grant Wilson	8-18-0	194	0	78	3
Jack Shields	0-4-0	0	0	0	2
<b>Totals:</b>	<b>8-22-0</b>	<b>194</b>	<b>0</b>	<b>78</b>	<b>5</b>

RECEIVING	No.	Yards	YAC	TD	Long
Ahmarian Granger	2	79	7	0	40
Keshawn Wicks	2	21	23	0	12
Kelby Williams	1	78	42	0	78
Isiah Paige	1	13	3	0	13
Kadarius Calloway	1	7	9	0	7
Jordan Bly	1	-4	-3	0	0
<b>Totals:</b>	<b>8</b>	<b>194</b>	<b>81</b>	<b>0</b>	<b>78</b>

#### Southern Miss

RUSHING	No.	Net	TD	Lg	Avg
Frank Gore	29	66	0	10	2.3
Rodrigues Clark	7	39	0	13	5.6
Chandler Pittman	2	9	0	5	4.5
Billy Wiles	5	1	0	10	0.2
Tiaquelin Mims	1	-5	0	0	-5.0
<b>Totals:</b>	<b>44</b>	<b>110</b>	<b>0</b>	<b>13</b>	<b>2.5</b>

PASSING	C-A-I	Yds	TD	Long	Sack
Billy Wiles	15-26-0	166	0	31	2
<b>Totals:</b>	<b>15-26-0</b>	<b>166</b>	<b>0</b>	<b>31</b>	<b>2</b>

RECEIVING	No.	Yards	YAC	TD	Long
Jakarius Caston	5	51	16	0	19
Tiaquelin Mims	4	42	28	0	31
Latreal Jones	2	23	6	0	16
Davis Dalton	2	18	4	0	15
Cole Cavallo	1	16	3	0	16
Frank Gore	1	16	18	0	16
<b>Totals:</b>	<b>15</b>	<b>166</b>	<b>75</b>	<b>0</b>	<b>31</b>



## 2023 Season Review

### Game Seven: Old Dominion 28 App State 21

Team	1st	2nd	3rd	4th	Total
App State	7	7	7	0	21
Old Dominion	0	17	3	8	28

#### Scoring Summary

1st 03:59 App - #4 J.Aguilar 1 yd rush (#99 M.Hughes kick), 7-46, 03:47 7-0  
 2nd 13:02 ODU - #0 K.Calloway 3 yd pass from #13 G.Wilson (#92 E.Sanchez kick), 12-87, 05:50 7-7  
 2nd 04:14 App - #85 D.Larkins 5 yd pass from #4 J.Aguilar (#99 M.Hughes kick), 10-70, 05:49 14-7  
 2nd 01:27 ODU - #22 K.Wicks 20 yd rush (#92 E.Sanchez kick), 5-92, 02:41 14-14  
 2nd 00:00 ODU - #92 E.Sanchez 47 yd FG, 6-35, 00:45 14-17  
 3rd 10:54 ODU - #92 E.Sanchez 46 yd FG, 9-46, 04:06 14-20  
 3rd 04:03 App - #2 K.Robinson 17 yd pass from #4 J.Aguilar (#99 M.Hughes kick), 13-60, 06:44 21-20  
 4th 00:48 ODU - #22 K.Wicks 16 yd rush (#9 J.Butler pass from #13 G.Wilson), 11-69, 02:58 21-28

	APP	ODU
FIRST DOWNS	20	21
NET YARDS RUSHING	127	221
NET YARDS PASSING	252	188
Completions-Attempts-Int	22-32-0	18-25-0
TOTAL OFFENSE YARDS	379	409
Total offense plays	68	64
Penalties: Number-Yards	5-37	8-78
Average Yards Per Punt	35.5	43.8
Possession Time	32:06	27:54
Third-Down Conversions	3-14	5-12
Fourth-Down Conversions	4-4	1-1
Red-Zone Scores-Chances	3-3	3-3
Sacks By: Number-Yards	5-28	1-2
PAT Kicks	3-3	2-2
Points off Turnover	0	0

#### OLD DOMINION

RUSHING	No.	Net	TD	Lg	Avg
Kadarius Calloway	13	104	0	36	8.0
Keshawn Wicks	12	82	2	20	6.8
Grant Wilson	14	35	0	12	2.5
<b>Totals:</b>	<b>39</b>	<b>221</b>	<b>2</b>	<b>36</b>	<b>5.7</b>

PASSING	C-A-I	Yds	TD	Long	Sack
Grant Wilson	18-25-0	188	1	25	5
<b>Totals:</b>	<b>18-25-0</b>	<b>188</b>	<b>1</b>	<b>25</b>	<b>5</b>

RECEIVING	No.	Yards	YAC	TD	Long
Isiah Paige	7	58	37	0	14
Javon Harvey	3	59	18	0	24
Kadarius Calloway	3	20	24	1	13
Reymello Murphy	2	33	0	0	25
Keshawn Wicks	2	13	7	0	8
Jalen Butler	1	5	5	0	5
<b>Totals:</b>	<b>18</b>	<b>188</b>	<b>91</b>	<b>1</b>	<b>25</b>

#### App State

RUSHING	No.	Net	TD	Lg	Avg
Kanye Roberts	26	109	0	24	4.2
Joey Aguilar	8	18	1	16	2.2
Maquel Haywood	1	2	0	2	2.0
Ahmani Marshall	1	-2	0	0	-2.0
<b>Totals:</b>	<b>36</b>	<b>127</b>	<b>1</b>	<b>24</b>	<b>3.5</b>

PASSING	C-A-I	Yds	TD	Long	Sack
Joey Aguilar	22-31-0	252	2	28	1
TEAM	0-1-0	0	0	0	0
<b>Totals:</b>	<b>22-32-0</b>	<b>252</b>	<b>2</b>	<b>28</b>	<b>1</b>

RECEIVING	No.	Yards	YAC	TD	Long
Kaedin Robinson	7	103	15	1	20
Christan Horn	3	60	25	0	28
Kanye Roberts	3	16	21	0	12
Dashaun Davis	3	10	8	0	4
Eli Wilson	2	22	15	0	13
Makai Jackson	1	23	3	0	23
Dalton Stroman	1	12	0	0	12
David Larkins	1	5	0	1	5
Milan Tucker	1	1	2	0	1
<b>Totals:</b>	<b>22</b>	<b>252</b>	<b>89</b>	<b>2</b>	<b>28</b>

## 2023 Season Review

### Game Eight: James Madison 30 Old Dominion 27

Team	1st	2nd	3rd	4th	Total
Old Dominion	3	7	14	3	27
James Madison	7	7	16	0	30

#### Scoring Summary

1st 11:31 ODU - #92 E.Sanchez 22 yd FG, 8-30, 02:44 3-0  
 1st 00:00 JMU - #1 R.Brown 49 yd pass from #2 J.McCloud (#40 C.Wise kick), 3-68, 01:16 3-7  
 2nd 07:23 JMU - #2 J.McCloud 1 yd rush (#40 C.Wise kick), 7-80, 02:54 3-14  
 2nd 05:54 ODU - #20 D.Dutton 58 yd pass from #13 G.Wilson (#92 E.Sanchez kick), 5-75, 01:29 10-14  
 3rd 14:43 JMU - SAFETY, 00:17 10-16  
 3rd 10:06 JMU - #13 E.Sarratt 3 yd pass from #2 J.McCloud (#40 C.Wise kick), 11-65, 04:32 10-23  
 3rd 07:36 ODU - #4 J.Harvey 10 yd pass from #13 G.Wilson (#92 E.Sanchez kick), 8-75, 02:30 17-23  
 3rd 03:55 JMU - #1 R.Brown 21 yd pass from #2 J.McCloud (#40 C.Wise kick), 8-68, 03:35 17-30  
 3rd 02:01 ODU - #0 K.Calloway 21 yd rush (#92 E.Sanchez kick), 7-75, 01:54 24-30  
 4th 10:14 ODU - #92 E.Sanchez 23 yd FG, 12-52, 04:10 27-30

	ODU	JMU
FIRST DOWNS	20	22
NET YARDS RUSHING	138	123
NET YARDS PASSING	277	340
Completions-Attempts-Int	26-36-0	27-40-2
TOTAL OFFENSE YARDS	415	463
Total offense plays	79	73
Penalties: Number-Yards	6-37	2-15
Average Yards Per Punt	38.2	38.0
Possession Time	27:25	32:35
Third-Down Conversions	9-18	4-13
Fourth-Down Conversions	0-2	1-3
Red-Zone Scores-Chances	3-3	2-2
Touchdowns	1-3	2-2
Sacks By: Number-Yards	1-8	5-29
PAT Kicks	3-3	4-4
Points off Turnover	3	0

#### OLD DOMINION

RUSHING	No.	Net	TD	Lg	Avg
Keshawn Wicks	11	74	0	36	6.7
Kadarius Calloway	17	65	1	21	3.8
Obie Sanni	6	19	0	11	3.2
Grant Wilson	9	-20	0	5	-2.2
<b>Totals:</b>	<b>43</b>	<b>138</b>	<b>1</b>	<b>36</b>	<b>3.2</b>

PASSING	C-A-I	Yds	TD	Long	Sack
Grant Wilson	26-36-0	277	2	58	5
<b>Totals:</b>	<b>26-36-0</b>	<b>277</b>	<b>2</b>	<b>58</b>	<b>5</b>

RECEIVING	No.	Yards	YAC	TD	Long
Isiah Paige	10	71	39	0	12
Javon Harvey	6	65	25	1	30
Reymello Murphy	5	70	18	0	45
Jordan Bly	2	9	9	0	9
Dominic Dutton	1	58	15	1	58
Kadarius Calloway	1	4	0	0	4
Jalen Butler	1	0	0	0	0
<b>Totals:</b>	<b>26</b>	<b>277</b>	<b>106</b>	<b>2</b>	<b>58</b>

#### James Madison

RUSHING	No.	Net	TD	Lg	Avg
Ty Son Lawton	13	67	0	19	5.2
Kaelon Black	10	43	0	15	4.3
Jordan McCloud	10	13	1	5	1.3
<b>Totals:</b>	<b>33</b>	<b>123</b>	<b>1</b>	<b>19</b>	<b>3.7</b>

PASSING	C-A-I	Yds	TD	Long	Sack
Jordan McCloud	27-40-2	340	3	49	1
<b>Totals:</b>	<b>27-40-2</b>	<b>340</b>	<b>3</b>	<b>49</b>	<b>1</b>

RECEIVING	No.	Yards	YAC	TD	Long
Reggie Brown	9	142	16	2	49
Elijah Sarratt	8	139	43	1	40
Phoenix Sproles	5	21	19	0	15
Kaelon Black	2	20	22	0	11
Taji Hudson	1	9	2	0	9
Kyi Wright	1	5	0	0	5
Ty Son Lawton	1	4	0	0	4
<b>Totals:</b>	<b>27</b>	<b>340</b>	<b>102</b>	<b>3</b>	<b>49</b>



# 2023 Season Review

## Game Nine: Coastal Carolina 28 Old Dominion 24

Team	1st	2nd	3rd	4th	Total
Coastal Carolina	0	6	7	15	28
Old Dominion	7	0	14	3	24

### Scoring Summary

1st 11:13 ODU - #5 I.Paige 6 yd pass from #13 G.Wilson (#92 E.Sanchez kick), 4-56, 01:29 0-7  
 2nd 10:43 CCU - #25 K.Hensley 30 yd FG, 10-51, 05:19 3-7  
 2nd 00:17 CCU - #25 K.Hensley 24 yd FG, 12-71, 04:19 6-7  
 3rd 10:45 ODU - #6 K.Williams 30 yd pass from #13 G.Wilson (#92 E.Sanchez kick), 7-67, 02:17 6-14  
 3rd 02:02 ODU - #20 D.Dutton 30 yd pass from #13 G.Wilson (#92 E.Sanchez kick), 4-41, 01:00 6-21  
 3rd 01:42 CCU - #16 E.Vasko 75 yd rush (#25 K.Hensley kick), 2-75, 00:20 13-21  
 4th 08:11 CCU - #4 C.Beasley 17 yd rush (#16 E.Vasko rush), 6-78, 03:00 21-21  
 4th 01:24 ODU - #92 E.Sanchez 38 yd FG, 8-38, 02:51 21-24  
 4th 00:23 CCU - #15 S.Pinckney 14 yd pass from #16 E.Vasko (#25 K.Hensley kick), 7-78, 00:57 28-24

	CCU	ODU
FIRST DOWNS	28	20
NET YARDS RUSHING	278	173
NET YARDS PASSING	180	172
Completions-Attempts-Int 1	7-31-1	16-28-0
TOTAL OFFENSE YARDS	458	345
Total offense plays	76	66
Penalties: Number-Yards	3-35	7-86
Average Yards Per Punt	36.5	39.7
Possession Time	34:00	26:00
Third-Down Conversions	4-14	4-13
Fourth-Down Conversions	1-2	0-1
Red-Zone Scores-Chances	4-5	1-1
Sacks By: Number-Yards	4-24	2-13
PAT Kicks	2-2	3-3
Points off Turnover	0	14

### OLD DOMINION

RUSHING	No.	Net	TD	Lg	Avg
Obie Sanni	14	75	0	18	5.4
Keshawn Wicks	11	56	0	22	5.1
Grant Wilson	13	42	0	17	3.2
<b>Totals:</b>	<b>38</b>	<b>173</b>	<b>0</b>	<b>22</b>	<b>4.6</b>

PASSING	C-A-I	Yds	TD	Long	Sack
Grant Wilson	16-28-0	172	3	30	4
<b>Totals:</b>	<b>16-28-0</b>	<b>172</b>	<b>3</b>	<b>30</b>	<b>4</b>

RECEIVING	No.	Yards	YAC	TD	Long
Isiah Paige	4	59	6	1	26
Kelby Williams	3	50	-3	1	30
Keshawn Wicks	2	26	34	0	21
Jordan Bly	2	7	2	0	7
Javon Harvey	2	-11	25	0	7
Dominic Dutton	1	30	0	1	30
Jalen Butler	1	9	8	0	9
Obie Sanni	1	6	9	0	6
<b>Totals:</b>	<b>16</b>	<b>172</b>	<b>81</b>	<b>3</b>	<b>30</b>

### Coastal Carolina

RUSHING	No.	Net	TD	Lg	Avg
Ethan Vasko	21	170	1	75	8.1
CJ Beasley	11	45	1	17	4.1
Max Balthazar	3	33	0	32	11.0
Reese White	6	26	0	8	4.3
Braydon Bennett	3	5	0	6	1.7
Kyre Duplessis	1	-1	0	0	-1.0
<b>Totals:</b>	<b>45</b>	<b>278</b>	<b>2</b>	<b>75</b>	<b>6.2</b>

PASSING	C-A-I	Yds	TD	Long	Sack
Ethan Vasko	17-31-1	180	1	32	2
<b>Totals:</b>	<b>17-31-1</b>	<b>180</b>	<b>1</b>	<b>32</b>	<b>2</b>

RECEIVING	No.	Yards	YAC	TD	Long
Sam Pinckney	7	69	2	1	16
CJ Beasley	4	32	40	0	19
Jared Brown	3	24	20	0	14
Kyre Duplessis	2	50	35	0	32
Matt Alaimo	1	5	6	0	5
<b>Totals:</b>	<b>17</b>	<b>180</b>	<b>103</b>	<b>1</b>	<b>32</b>

# 2023 Season Review

## Game 10: Liberty 38 Old Dominion 10

Team	1st	2nd	3rd	4th	Total
Old Dominion	0	3	0	7	10
Liberty	14	21	3	0	38

### Scoring Summary

1st 11:30 LIB - #4 C.Daniels 43 yd pass from #7 K.Salter (#42 N.Brown kick), 8-75, 03:30 0-7  
 1st 05:44 LIB - #7 K.Salter 2 yd rush (#42 N.Brown kick), 6-53, 03:15 0-14  
 2nd 11:20 LIB - #7 K.Salter 4 yd rush (#42 N.Brown kick), 11-57, 05:17 0-21  
 2nd 07:03 LIB - #5 N.Frith 42 yd pass from #7 K.Salter (#42 N.Brown kick), 4-66, 01:27 0-28  
 2nd 04:20 ODU - #92 E.Sanchez 38 yd FG, 11-56, 02:38 3-28  
 2nd 00:54 LIB - #4 C.Daniels 8 yd pass from #7 K.Salter (#42 N.Brown kick), 8-75, 03:26 3-35  
 3rd 04:13 LIB - #42 N.Brown 40 yd FG, 8-39, 03:26 3-38  
 4th 01:27 ODU - #4 J.Harvey 5 yd pass from #13 G.Wilson (#92 E.Sanchez kick), 10-56, 02:34 10-38

	ODU	LU
FIRST DOWNS	17	22
NET YARDS RUSHING	119	230
NET YARDS PASSING	161	225
Completions-Attempts-Int	23-42-1	13-24-1
TOTAL OFFENSE YARDS	280	455
Total offense plays	83	69
Penalties: Number-Yards	5-50	4-50
Average Yards Per Punt	33.6	44.7
Possession Time	28:21	31:39
Third-Down Conversions	7-22	6-13
Fourth-Down Conversions	4-7	1-2
Red-Zone Scores-Chances	2-3	3-4
Sacks By: Number-Yards	0-0	5-30
PAT Kicks	1-1	5-5
Points off Turnover	0	7

### OLD DOMINION

RUSHING	No.	Net	TD	Lg	Avg
Grant Wilson	16	64	0	32	4.0
Kadarius Calloway	11	38	0	9	3.5
Obie Sanni	10	17	0	5	1.7
Tariq Sims	4	0	0	3	0.0
<b>Totals:</b>	<b>41</b>	<b>119</b>	<b>0</b>	<b>32</b>	<b>2.9</b>

PASSING	C-A-I	Yds	TD	Long	Sack
Grant Wilson	23-42-1	161	1	22	5
<b>Totals:</b>	<b>23-42-1</b>	<b>161</b>	<b>1</b>	<b>22</b>	<b>5</b>

RECEIVING	No.	Yards	YAC	TD	Long
Javon Harvey	12	76	32	1	22
Reymello Murphy	4	38	4	0	16
Kelby Williams	4	18	9	0	8
Obie Sanni	2	25	14	0	13
Kadarius Calloway	1	4	5	0	4
<b>Totals:</b>	<b>23</b>	<b>161</b>	<b>64</b>	<b>1</b>	<b>22</b>

### Liberty

RUSHING	No.	Net	TD	Lg	Avg
Quinton Cooley	19	85	0	18	4.5
Aaron Bedgood	7	77	0	31	11.0
Kaidon Salter	11	41	2	9	3.7
James Jointer, Jr.	4	11	0	6	2.8
Malik Caper	3	9	0	7	3.0
Jaylin Belford	1	7	0	7	7.0
<b>Totals:</b>	<b>45</b>	<b>230</b>	<b>2</b>	<b>31</b>	<b>5.1</b>

PASSING	C-A-I	Yds	TD	Long	Sack
Kaidon Salter	13-22-1	225	3	43	0
Johnathan Bennett	0-2-0	0	0	0	0
<b>Totals:</b>	<b>13-24-1</b>	<b>225</b>	<b>3</b>	<b>43</b>	<b>0</b>

RECEIVING	No.	Yards	YAC	TD	Long
CJ Daniels	7	137	19	2	43
Noah Frith	1	42	0	1	42
Kylen Austin	1	26	14	0	26
James Jointer, Jr.	1	7	6	0	7
Aaron Bedgood	1	6	10	0	6
Billy Durocher	1	6	0	0	6
Bentley Hanshaw	1	1	1	0	1
<b>Totals:</b>	<b>13</b>	<b>225</b>	<b>50</b>	<b>3</b>	<b>43</b>



## 2023 Season Review

### Game 11: Old Dominion 20 Georgia Southern 17

Team	1st	2nd	3rd	4th	Total
Old Dominion	0	10	7	3	20
Georgia Southern	0	7	3	7	17

#### Scoring Summary

2nd 13:04 ODU - #92 E.Sanchez 47 yd FG, 4--4, 00:57 3-0  
 2nd 06:08 ODU - #4 J.Harvey 12 yd pass from #13 G.Wilson (#92 E.Sanchez kick), 8-66, 03:51 10-0  
 2nd 02:17 GASO - #25 J.White 7 yd rush (#98 M.Lantz kick), 9-75, 03:51 10-7  
 3rd 03:26 GASO - #98 M.Lantz 24 yd FG, 12-72, 05:55 10-10  
 3rd 00:25 ODU - #13 G.Wilson 30 yd pass from #7 A.Granger (#92 E.Sanchez kick), 7-78, 02:57 17-10  
 4th 01:25 GASO - #0 J.Mcafee 18 yd pass from #5 D.Brin (#98 M.Lantz kick), 6-71, 01:43 17-17  
 4th 00:00 ODU - #92 E.Sanchez 22 yd FG, 7-70, 01:25 20-17

	ODU	GS
FIRST DOWNS	20	22
NET YARDS RUSHING	134	121
NET YARDS PASSING	212	35
Completions-Attempts-Int	18-28-0	20-35-0
TOTAL OFFENSE YARDS	346	356
Total offense plays	63	69
Penalties: Number-Yards	9-98	5-50
Average Yards Per Punt	42.5	29.8
Possession Time	29:05	30:55
Third-Down Conversions	6-14	7-15
Fourth-Down Conversions	0-0	1-3
Red-Zone Scores-Chances	2-2	3-3
Sacks By: Number-Yards	2-9	1-4
PAT Kicks	2-2	2-2
Points off Turnover	0	0

#### OLD DOMINION

RUSHING	No.	Net	TD	Lg	Avg
Keshawn Wicks	17	60	0	14	3.5
Grant Wilson	7	40	0	28	5.7
Kadarius Calloway	9	33	0	13	3.7
Obie Sanni	2	1	0	2	0.5
<b>Totals:</b>	<b>35</b>	<b>134</b>	<b>0</b>	<b>28</b>	<b>3.8</b>

PASSING	C-A-I	Yds	TD	Long	Sack
Grant Wilson	17-27-0	182	1	27	1
Ahmarian Granger	1-1-0	30	1	30	0
<b>Totals:</b>	<b>18-28-0</b>	<b>212</b>	<b>2</b>	<b>30</b>	<b>1</b>

RECEIVING	No.	Yards	YAC	TD	Long
Isiah Paige	5	51	17	0	22
Reymello Murphy	4	59	16	0	27
Ahmarian Granger	3	33	19	0	17
Javon Harvey	2	30	6	1	18
Grant Wilson	1	30	25	1	30
Kelby Williams	1	11	2	0	11
Jalen Butler	1	1	1	0	1
Keshawn Wicks	1	-3	0	0	0
<b>Totals:</b>	<b>18</b>	<b>212</b>	<b>86</b>	<b>2</b>	<b>30</b>

#### Georgia Southern

RUSHING	No.	Net	TD	Lg	Avg
Jalen White	19	74	1	16	3.9
OJ Arnold	4	17	0	12	4.2
Davis Brin	7	11	0	5	1.6
Dalen Cobb	1	9	0	9	9.0
Alex Smith	1	9	0	9	9.0
Khaleb Hood	1	2	0	2	2.0
JC French	1	-1	0	0	-1.0
<b>Totals:</b>	<b>34</b>	<b>121</b>	<b>1</b>	<b>16</b>	<b>3.6</b>

PASSING	C-A-I	Yds	TD	Long	Sack
Davis Brin	20-35-0	235	1	28	2
<b>Totals:</b>	<b>20-35-0</b>	<b>235</b>	<b>1</b>	<b>28</b>	<b>2</b>

RECEIVING	No.	Yards	YAC	TD	Long
Derwin Burgess Jr.	7	73	22	0	23
Khaleb Hood	4	28	16	0	14
Jjay McAfee	3	53	9	1	28
Anthony Queeley	2	26	17	0	16
Keaton Upshaw	1	26	11	0	26
Dalen Cobb	1	23	3	0	23
Jaylon Barden	1	5	0	0	5
Jalen White	1	1	8	0	1
<b>Totals:</b>	<b>20</b>	<b>235</b>	<b>86</b>	<b>1</b>	<b>28</b>

## 2023 Season Review

### Game 12: Old Dominion 25 Georgia State 24

Team	1st	2nd	3rd	4th	Total
Georgia State	7	14	0	3	24
Old Dominion	0	0	7	18	25

#### Scoring Summary

1st 09:16 GSU - #3 D.Grainger 16 yd rush (#92 L.Rickman kick), 12-75, 05:44 7-0  
 2nd 11:32 GSU - #85 A.Green 29 yd pass from #3 D.Grainger (#92 L.Rickman kick), 10-63, 04:12 14-0  
 2nd 08:15 GSU - #85 A.Green 11 yd pass from #3 D.Grainger (#92 L.Rickman kick), 5-39, 02:27 21-0  
 3rd 01:34 ODU - #18 R.Murphy 31 yd pass from #13 G.Wilson (#92 E.Sanchez kick), 4-36, 00:49 21-7  
 4th 14:49 ODU - #21 O.Sanni 67 yd rush (#92 E.Sanchez kick), 2-73, 00:14 21-14  
 4th 10:18 GSU - #92 L.Rickman 22 yd FG, 7-35, 02:27 24-14  
 4th 01:37 ODU - #92 E.Sanchez 37 yd FG, 12-61, 03:00 24-17  
 4th 01:17 ODU - SAFETY, 00:15 24-19  
 4th 00:00 ODU - #13 G.Wilson 3 yd rush, 5-49, 01:13 24-25

	GSU	ODU
FIRST DOWNS	17	13
NET YARDS RUSHING	97	105
NET YARDS PASSING	203	208
Completions-Attempts-Int	26-36-2	15-33-1
TOTAL OFFENSE YARDS	300	313
Total offense plays	76	69
Penalties: Number-Yards	8-72	6-60
Average Yards Per Punt	37.6	33.9
Possession Time	37:35	22:25
Third-Down Conversions	6-19	2-16
Fourth-Down Conversions	1-1	2-6
Red-Zone Scores-Chances	3-4	2-2
Sacks By: Number-Yards	8-58	0-0
PAT Kicks	3-3	2-2
Points off Turnover	3	0

#### OLD DOMINION

RUSHING	No.	Net	TD	Lg	Avg
Obie Sanni	10	85	1	67	8.5
Tariq Sims	9	36	0	12	4.0
Keshawn Wicks	2	0	0	0	0.0
Grant Wilson	15	-16	1	22	-1.1
<b>Totals:</b>	<b>36</b>	<b>105</b>	<b>2</b>	<b>67</b>	<b>2.9</b>

PASSING	C-A-I	Yds	TD	Long	Sack
Grant Wilson	15-33-1	208	1	43	8
<b>Totals:</b>	<b>15-33-1</b>	<b>208</b>	<b>1</b>	<b>43</b>	<b>8</b>

RECEIVING	No.	Yards	YAC	TD	Long
Reymello Murphy	4	96	30	1	43
Isiah Paige	4	40	3	0	14
Ahmarian Granger	2	34	3	0	34
Jalen Butler	2	20	6	0	13
Kelby Williams	1	11	0	0	11
Javon Harvey	1	6	4	0	6
Tariq Sims	1	1	1	0	1
<b>Totals:</b>	<b>15</b>	<b>208</b>	<b>47</b>	<b>1</b>	<b>43</b>

#### Georgia State

RUSHING	No.	Net	TD	Lg	Avg
Marcus Carroll	15	57	0	11	3.8
Darren Grainger	14	24	1	16	1.7
KZ Adams	11	16	0	6	1.5
<b>Totals:</b>	<b>40</b>	<b>97</b>	<b>1</b>	<b>16</b>	<b>2.4</b>

PASSING	C-A-I	Yds	TD	Long	Sack
Darren Grainger	26-36-2	203	2	32	0
<b>Totals:</b>	<b>26-36-2</b>	<b>203</b>	<b>2</b>	<b>32</b>	<b>0</b>

RECEIVING	No.	Yards	YAC	TD	Long
Robert Lewis	9	91	22	0	32
Ahmon Green	4	48	11	2	29
Cadarius Thompson	4	31	9	0	16
Tailique Williams	4	20	23	0	9
Jacari Carter	4	10	7	0	8
Marcus Carroll	1	3	0	0	3
<b>Totals:</b>	<b>26</b>	<b>203</b>	<b>72</b>	<b>2</b>	<b>32</b>



## 2023 Season Review

### Game 13: WKU 38 Old Dominion 35 (OT)

Team	1st	2nd	3rd	4th	OT	Total
WKU	0	7	7	21	3	38
Old Dominion	21	7	7	0	0	35

#### Scoring Summary

1st 12:59 ODU - #1 I.Paige 1 yd pass from #13 G.Wilson (#92 E.Sanchez kick), 5-89, 02:01 0-7  
 1st 09:06 ODU - #0 K.Calloway 5 yd rush (#92 E.Sanchez kick), 4-17, 01:16 0-14  
 1st 07:54 ODU - #11 K.Caine 30 yd interception return (#92 E.Sanchez kick), 01:12 0-21  
 2nd 13:38 ODU - #13 G.Wilson 11 yd rush (#92 E.Sanchez kick), 10-81, 03:15 0-28  
 2nd 08:14 WKU - #17 D.Smith 14 yd pass from #10 C.Veltkamp (#17 L.Carneiro kick), 10-77, 05:24 7-28  
 3rd 10:24 WKU - #17 D.Smith 18 yd pass from #10 C.Veltkamp (#17 L.Carneiro kick), 9-75, 04:36 14-28  
 3rd 03:04 ODU - #13 G.Wilson 21 yd rush (#92 E.Sanchez kick), 9-72, 04:05 14-35  
 4th 14:09 WKU - #3 E.Young 37 yd pass from #10 C.Veltkamp (#17 L.Carneiro kick), 8-75, 03:55 21-35  
 4th 09:42 WKU - #17 D.Smith 14 yd pass from #10 C.Veltkamp (#17 L.Carneiro kick), 9-69, 04:12 28-35  
 4th 00:19 WKU - #15 K.Hutchinson 15 yd pass from #10 C.Veltkamp (#17 L.Carneiro kick), 9-64, 02:34 35-35  
 OT1 00:00 WKU - #17 L.Carneiro 29 yd FG, 6-14 38-35

	WKU	ODU
FIRST DOWNS	29	12
NET YARDS RUSHING	73	196
NET YARDS PASSING	398	123
Completions-Attempts-Int	43-56-2	13-22-1
TOTAL OFFENSE YARDS	471	319
Total offense plays	91	53
Penalties: Number-Yards	5-25	10-84
Average Yards Per Punt	40.0	47.5
Possession Time	40:39	19:21
Third-Down Conversions	12-19	7-14
Fourth-Down Conversions	1-1	0-0
Red-Zone Scores-Chances	5-5	4-5
Sacks By: Number-Yards	1-4	4-40
Points off Turnover	7	14

#### OLD DOMINION

RUSHING	No.	Net	TD	Lg	Avg
Grant Wilson	8	126	2	79	15.8
Keshawn Wicks	10	37	0	18	3.7
Kadarius Calloway	10	29	1	11	2.9
Devin Roche	1	10	0	10	10.0
Ahmarian Granger	1	2	0	2	2.0
Isiah Paige	1	-8	0	0	-8.0
<b>Totals:</b>	<b>31</b>	<b>196</b>	<b>3</b>	<b>79</b>	<b>6.3</b>

PASSING	C-A-I	Yds	TD	Long	Sack
Grant Wilson	13-22-1	123	1	42	1
<b>Totals:</b>	<b>13-22-1</b>	<b>123</b>	<b>1</b>	<b>42</b>	<b>1</b>

RECEIVING	No.	Yards	YAC	TD	Long
Isiah Paige	4	63	48	1	42
Kelby Williams	3	23	-1	0	11
Dominic Dutton	3	23	18	0	11
Reymello Murphy	1	7	0	0	7
Jalen Butler	1	4	2	0	4
Ahmarian Granger	1	3	-1	0	3
<b>Totals:</b>	<b>13</b>	<b>123</b>	<b>66</b>	<b>1</b>	<b>42</b>

#### WKU

RUSHING	No.	Net	TD	Lg	Avg
Caden Veltkamp	19	53	0	28	2.8
Davion Ervin-Poindexter 6	24	0	0	6	4.0
Elijah Young	8	14	0	6	1.8
L.T. Sanders	1	-1	0	0	-1.0
Turner Helton	1	-17	0	0	-17.0
<b>Totals:</b>	<b>35</b>	<b>73</b>	<b>0</b>	<b>28</b>	<b>2.1</b>

PASSING	C-A-I	Yds	TD	Long	Sack
Caden Veltkamp	40-52-1	383	5	37	3
Turner Helton	3-4-1	15	0	7	1
<b>Totals:</b>	<b>43-56-2</b>	<b>398</b>	<b>5</b>	<b>37</b>	<b>4</b>

RECEIVING	No.	Yards	YAC	TD	Long
Dalvin Smith	9	77	25	3	18
Easton Messer	7	68	30	0	30
Craig Burt, Jr.	7	35	10	0	9
River Helms	5	26	13	0	10
Jimmy Holiday	4	93	24	0	30
Malachi Corley	4	26	33	0	9
Elijah Young	3	48	53	1	37
Davion Ervin-Poindexter 3	10	13	13	0	5
K.D. Hutchinson	1	15	21	0	15
<b>Totals:</b>	<b>43</b>	<b>398</b>	<b>203</b>	<b>5</b>	<b>37</b>

# OPPONENTS





# SOUTH CAROLINA

# EAST CAROLINA

## ODU at South Carolina

## ODU vs. ECU

**Saturday, Aug. 31 | 4:15 p.m.**

**Saturday, Sept. 7 | 6 p.m.**

**Quick Facts**

Location: ..... Columbia, S.C.  
 Nickname: ..... Gamecocks  
 Website: ..... www.gamecocksonline.com  
 Twitter: ..... @GamecockFB  
 Stadium: ..... Williams-Brice Stadium  
 Capacity: ..... 77,559  
 Surface: ..... Natural Grass  
 President: ..... Michael Amiridis  
 Athletic Director: ..... Ray Tanner  
 FB Contact: ..... Steve Fink  
 FB Contact Office Phone/Email: ..... (803) 777-5204/finksc@mailbox.sc.edu  
 2023 Record/ SEC Record: ..... 5-7, 3-5  
 2023 Postseason: ..... NA

**Quick Facts**

Location: ..... Greenville, N.C.  
 Nickname: ..... Pirates  
 Website: ..... www.ecupirates.com  
 Twitter: ..... @ECUPiratesFB  
 Stadium: ..... Dowdy-Ficklen Stadium  
 Capacity: ..... 50,000  
 Surface: ..... Natural Grass  
 Chancellor: ..... Dr. Philip G. Rogers  
 Athletic Director: ..... Jon Gilbert  
 FB Contact: ..... Malcolm Gray  
 FB Contact Office Phone/Email: ..... 252-737-4523/graym@ecu.edu  
 2023 Record/AAC Record: ..... 2-10, 1-7  
 2023 Postseason: ..... NA



Last Meeting: First Meeting

Last Meeting: ECU 39 ODU 21 (2022)  
 ODU All-Time Record vs. ECU: 0-3

**Coaching Staff**

Shane Beamer: ..... Head Coach  
 ..... Overall Record: 20-18 (4th season)  
 ..... Record at South Carolina: 20-18 (4th season)  
 Dowell Loggains : ..... Offensive Coordinator/Quarterbacks  
 Clayton White: ..... Defensive Coordinator/Inside Linebackers  
 Joe DeCamillis: ..... Associate Head Coach/Special Teams  
 Shawn Elliott: ..... Run Game Coordinator/Tight Ends  
 Marquel Blackwell: ..... Running Backs  
 Mike Furrey: ..... Wide Receivers  
 Torrian Gray: ..... Defensive Backs  
 Sterling Lucas: ..... Defensive Ends/Outside Linebackers  
 Travian Robertson: ..... Defensive Line  
 Lonnie Teasley: ..... Offensive Line

**Coaching Staff**

Mike Houston: ..... Head Coach  
 ..... Overall Record: 104-59 (14th season)  
 ..... Record at East Carolina: 24-34 (6th season)  
 John David Baker: ..... Offensive Coordinator/Quarterbacks  
 Blake Harrell: ..... Defensive Coordinator/Inside Linebackers  
 Rodney Freeman II: ..... Running Backs  
 Hunter MacKay: ..... Tight Ends  
 Damon Magazu: ..... Safeties  
 Matt Mattox: ..... Offensive Line  
 Jules Montinar: ..... Defensive Pass Game Coordinator/Cornerbacks  
 Dyrell Roberts: ..... Outside Receivers  
 Roy Tesh: ..... Defensive Tackles  
 Rico Zackery: ..... Defensive Ends/Outside Linebackers

# VIRGINIA TECH

# BOWLING GREEN

## ODU vs. Virginia Tech

## ODU at Bowling Green

Saturday, Sept. 14 | 6 p.m.

Saturday, Sept. 28 | TBA

**Quick Facts**

Location: Blacksburg, Va.  
 Nickname: Hokies  
 Website: www.hokiesports.com  
 Twitter: @HokieFB  
 Stadium: Lane Stadium  
 Capacity: 65,632  
 Surface: Natural Grass  
 President: Dr. Timothy Sands  
 Athletic Director: Whit Babcock  
 FB Contact: Travis Wells  
 FB Contact Office Phone/Email: (540) 231-3357/ twwells@vt.edu  
 2023 Record/ACC Record: 7-6, 5-3  
 2023 Postseason: Military Bowl: vs. Tulane - W, 41-20

**Quick Facts**

Location: Bowling Green, Ohio  
 Nickname: Falcons  
 Website: www.bgsufalcons.com  
 Twitter: @BG\_Football  
 Stadium: Doyt Perry Stadium  
 Capacity: 24,000  
 Surface: Field Turf  
 President: Dr. Rodney K. Rogers  
 Athletic Director: Derek van der Merwe  
 FB Contact: Vincent Briedis  
 FB Contact Office Phone/Email: 419-372-7075/ vinceb@bgsu.edu  
 2023 Record/ MAC Record: 7-6, 5-3  
 2023 Postseason: Quick Lane Bowl: vs. Minnesota - L, 30-24



Last Meeting: VT 36 ODU 17  
 ODU All-Time Record vs. VT: 2-3

Last Meeting: First Meeting

**Coaching Staff**

Brent Pry: Head Coach  
 Overall Record: 10-14 (3rd season)  
 Record at Virginia Tech: 10-14 (3rd season)  
 J.C. Price: Associate Head Coach/Defensive Line  
 Tyler Bowen: Offensive Coordinator/Quarterbacks  
 Chris Marve: Defensive Coordinator/Linebackers  
 Stu Holt: Special Teams Coordinator/ Tight Ends  
 Derek Jones: Defensive Recruiting Coordinator/Cornerbacks  
 Fontel Mines: Offensive Recruiting Coordinator/ Wide Receivers  
 Pierson Prioleau: Safeties  
 Shawn Quinn: Stars/Nickels  
 Elijah Brooks: Running Backs  
 Ron Crook: Offensive Line

**Coaching Staff**

Scott Loeffler: Head Coach  
 Overall Record: 20-35 (6th season)  
 Record at Bowling Green: 20-35 (6th season)  
 Steve Morrison: Co-Defensive Coordinator/Inside Linebackers  
 Sammy Lawanson: Co-Defensive Coordinator/Outside Linebackers  
 Greg Nosal: Co-Offensive Coordinator/Offensive Line  
 Max Warner: Co-Offensive Coordinator/Quarterbacks  
 Alex Bayer: Special Teams Coordinator/Tight Ends  
 Erik Campbell: Passing Game Coordinator/Wide Receivers  
 Derrick Jackson: Defensive Pass Game Coordinator/Secondary  
 Cornell Brown: Defensive Line  
 Robert Armand: Cornerbacks  
 Brian White: Running Backs



# COASTAL CAROLINA

# GEORGIA STATE

## ODU at Coastal Carolina

## ODU at Georgia State

Saturday, Oct. 5 | TBA

Saturday, Oct. 12 | TBA

**Quick Facts**

Location: ..... Conway, S.C.  
 Nickname: ..... Chanticleers  
 Website: ..... www.goccusports.com  
 Twitter: ..... @CoastalFootball  
 Stadium: ..... Brooks Stadium  
 Capacity: ..... 21,000  
 Surface: ..... Artificial Turf (Teal)  
 President: ..... Dr. Michael T. Benson  
 Athletic Director: ..... TBA  
 FB Contact: ..... Rixon Lane  
 FB Contact Office Phone/Email: ..... 843-349-2822/rlane1@coastal.edu  
 2023 Record/ SBC Record: ..... 8-5, 5-3  
 2023 Postseason: ..... EasyPost Hawai'i Bowl: vs. San Jose State - W, 24-14

**Quick Facts**

Location: ..... Atlanta, Ga.  
 Nickname: ..... Panthers  
 Website: ..... www.georgiastatesports.com  
 Twitter: ..... @GeorgiaStateFB  
 Stadium: ..... Center Parc Stadium  
 Capacity: ..... 25,000  
 Surface: ..... Field Turf  
 President: ..... Dr. M. Brian Blake  
 Athletic Director: ..... Charlie Cobb  
 FB Contact: ..... Ansley Rice  
 FB Contact Office Phone/Email: ..... 404-413-4032/ arice21@gsu.edu  
 2023 Record/ SBC Record: ..... 7-6, 3-5  
 2023 Postseason: ..... Famous Idaho Potato Bowl: vs. Utah State - W, 45-22



Last Meeting: CCU 28 ODU 24 (2023)  
 ODU All-Time Record vs. CCU: 2-1

Last Meeting: ODU 25 GSU 24 (2023)  
 ODU All-Time Record vs. GSU: 4-1

**Coaching Staff**

Tim Beck: ..... Head Coach  
 ..... Overall Record: 8-5 (2nd season)  
 ..... Record at Coastal Carolina: 8-5 (2nd season)  
 Travis Trickett: ..... Offensive Coordinator/Quarterbacks  
 Craig Naivar: ..... Defensive Coordinator/Safeties  
 Dan Carrel: ..... Co-Defensive Coordinator/Linebackers  
 Jimmy Brumbaugh: ..... Defensive Line/Defensive Run Game Coordinator  
 Xavier Dye: ..... Running Backs  
 Curtis Fuller: ..... Cornerbacks  
 Perry Parks: ..... Wide Receivers  
 Kriss Proctor: ..... Tight Ends  
 Josh Miller: ..... Outside Linebackers/Special Teams  
 Derek Warehime: ..... Offensive Line

**Coaching Staff**

Dell McGee: ..... Head Coach  
 ..... Overall Record: 1-0 (1st season)  
 ..... Record at Georgia State: 0-0 (1st season)  
 Jim Chaney: ..... Offensive Coordinator  
 Kevin Sherrer: ..... Defensive Coordinator/Linebackers  
 John Adams: ..... Nickels  
 Antreal Allen: ..... Cornerbacks  
 Dameyune Craig: ..... Wide Receivers  
 Jeremy Hawkins: ..... Defensive Line  
 Will Healy: ..... Running Backs  
 Ryan Williams: ..... Quarterbacks  
 Manrey Saint-Amour: ..... Offensive Line  
 Jeremiah Wilson: ..... Safeties  
 Carter Blount: ..... Associate Head Coach/Special Teams

# TEXAS STATE

# GEORGIA SOUTHERN

## ODU vs. Texas State

## ODU vs. Georgia Southern

**Saturday, Oct. 19 | TBA**

**Thursday, Oct. 24 | 7 p.m.**

**Quick Facts**

Location: ..... San Marcos Texas.  
 Nickname: ..... Bobcats  
 Website: ..... www.txst.com  
 Twitter: ..... @TXSTFootball  
 Stadium: ..... UFCU Stadium  
 Capacity: ..... 30,000  
 Surface: ..... Field Turf  
 President: ..... Dr. Kelly Dampousse  
 Athletic Director: ..... Don Coryell  
 FB Contact: ..... Megan Webb  
 FB Contact Office Phone/Email: ..... 512-245-2988/ meganwebb@txstate.edu  
 2023 Record/ SBC Record: ..... 8-5, 4-4  
 2023 Postseason: ..... SERVPRO First Responder Bowl: vs. Rice - W, 45-21

**Quick Facts**

Location: ..... Statesboro, Ga.  
 Nickname: ..... Eagles  
 Website: ..... www.gseagles.com  
 Twitter: ..... @GSAthletics\_FB  
 Stadium: ..... Allen E. Paulson Stadium  
 Capacity: ..... 25,000  
 Surface: ..... Synthetic Turf  
 President: ..... Dr. Kyle Marerro  
 Athletic Director: ..... Jared Benko  
 FB Contact: ..... Bryan Johnston  
 FB Contact Office Phone/Email: 912-478-5448/bjohnston@georgiasouthern.edu  
 2023 Record/ SBC Record: ..... 6-7, 3-5  
 2023 Postseason: ..... Myrtle Beach Bowl: vs. Ohio - L, 41-21



Last Meeting: First Meeting

Last Meeting: ODU 20 GS 17  
 ODU All-Time Record vs. GS: 1-3

**Coaching Staff**

GJ Kinne: ..... Head Coach  
 ..... Overall Record: 20-7 (3rd season)  
 ..... Record at Texas State: 8-5 (2nd season)  
 Mack Leftwich: ..... Offensive Coordinator  
 Dexter McCoil, Sr.: ..... Defensive Coordinator  
 Daniel Da Prato: ..... Special Teams Coordinator/Associate Head Coach  
 Will Bryant: ..... Tight Ends  
 Chad Morris: ..... Wide Receivers/Passing Game Coordinator  
 Barrick Nealy: ..... Running Backs  
 Jordan Shoemaker: ..... Offensive Line/Run Game Coordinator  
 Bradley Dale Peveto: ..... Co-Defensive Coordinator/Linebackers  
 Matthew Gregg: ..... Cornerbacks  
 Mike O'Guin: ..... Defensive Line

**Coaching Staff**

Clay Helton: ..... Head Coach  
 ..... Overall Record: 58-38 (11th season)  
 ..... Record at Georgia Southern: 12-14 (3rd season)  
 Ryan Aplin: ..... Offensive Coordinator/Quarterbacks  
 Brandon Bailey: ..... Defensive Coordinator/Safeties  
 Darius Eubanks: ..... Linebackers/Run Game Coordinator  
 BJ Johnson: ..... Wide Receivers  
 Zach Lankford: ..... Offensive Line/Run Game Coordinator  
 Taylor Reed: ..... Running Backs  
 Rip Rowan: ..... Defensive Line  
 Darius Safford: ..... Defensive Backs  
 Clint Trickett: ..... Tight Ends/Inside Receivers/Pass Game Coordinator  
 Turner West: ..... Special Teams



# APP STATE

# JAMES MADISON

## ODU at App State

## ODU vs. JMU

Saturday, Nov. 2 | TBA

Saturday, Nov. 16 | TBA

**Quick Facts**

Location: .....Boone, N.C.  
 Nickname: .....Mountaineers  
 Website: .....www.appstatesports.com  
 Twitter: .....@AppState\_FB  
 Stadium: .....Kidd Brewer Stadium  
 Capacity: .....30,000  
 Surface: .....Field Turf  
 Interim Chancellor: .....Dr. Heather Norris  
 Athletic Director: .....Doug Gillin  
 FB Contact: .....Joey Jones  
 FB Contact Office Phone/Email: .....828-262-2845/jonesj7@appstate.edu  
 2023 Record/ SBC Record: .....9-5, 6-2  
 2023 Postseason: Avocados from Mexico Cure Bowl: vs. Miami (Ohio) - W, 13-9

**Quick Facts**

Location: .....Harrisonburg, Va.  
 Nickname: .....Dukes  
 Website: .....www.jmusports.com  
 Twitter: .....@JMUFootball  
 Stadium: .....Bridgeforth Stadium  
 Capacity: .....24,877  
 Surface: .....Field Turf  
 Interim President: .....Jonathan R. Alger  
 Athletic Director: .....Matt Roan  
 FB Contact: .....Chris Brooks  
 FB Contact Office Phone/Email: .....540-568-3702/brookscp@jmu.edu  
 2023 Record/ SBC Record: .....11-2, 7-1  
 2023 Postseason: Lockheed Martin Armed Forces Bowl: vs. Air Force - L, 31-21



Last Meeting: ODU 28 App State 24 (2023)  
 ODU All-Time Record vs. App: 1-3

Last Meeting: JMU 30 ODU 27 (2023)  
 ODU All-Time Record vs. JMU: 2-2

**Coaching Staff**

Shawn Clark: ..... Head Coach  
 ..... Overall Record: 35-18 (6th season)  
 ..... Record at App State: 35-18 (6th season)  
 Frank Ponce: ..... Offensive Coordinator/Quarterbacks  
 Scot Sloan: ..... Defensive Coordinator/Safeties  
 Mike Cummings: ..... Offensive Line  
 Travis Cunningham: ..... Inside Linebackers  
 Lawrence Dawsey: ..... Wide Receivers  
 Brian Haines: ..... Special Teams/Running Backs  
 AJ Howard: ..... Outside Linebackers  
 Eric McDaniel: ..... Defensive Line  
 Lance Ware: ..... Tight Ends  
 Rod West: ..... Defensive Passing Game Coordinator/Cornerbacks

**Coaching Staff**

Bob Chesney: ..... Head Coach  
 ..... Overall Record: 111-46 (15th season)  
 ..... Record at James Madison: 0-0 (1st season)  
 Dean Kennedy: ..... Offensive Coordinator/Quarterbacks  
 Lyle Hemphill: ..... Defensive Coordinator/Nickels  
 Drew Canan: ..... Special Teams Coordinator/Tight Ends  
 Chris Smith: ..... Offensive Line  
 Anthony DiMichele: ..... Safeties/Recruiting Coordinator  
 Eddie Whitley Jr.: ..... Cornerbacks  
 Justin Harper: ..... Wide Receivers  
 Zach Sparber: ..... Linebackers  
 Sam Daniels: ..... Defensive Line  
 David Sims Jr.: ..... Running Backs

# MARSHALL

# ARKANSAS STATE

## ODU vs. Marshall

## ODU at Arkansas State

Saturday, Nov. 23 | TBA

Saturday, Nov. 30 | TBA

**Quick Facts**

Location: .....Huntington, W. Va.  
 Nickname: .....Thundering Herd  
 Website: .....www.HerdZone.com  
 Twitter: .....@HerdZone  
 Stadium: .....Joan C. Edwards Stadium  
 Capacity: .....30,475  
 Surface: .....Field Turf  
 President: .....Brad D. Smith  
 Athletic Director: .....Christian Spears  
 FB Contact: .....Grant Traylor  
 FB Contact Office Phone/Email: .....304-696-6525/ traylor8@marshall.edu  
 2023 Record/ SBC Record: .....6-7, 3-5  
 2023 Postseason: .....Scooter's Coffee Frisco Bowl: vs. UTSA - L, 35-17

**Quick Facts**

Location: .....Jonesboro, Ark.  
 Nickname: .....Red Wolves  
 Website: .....www.astatedredwolves.com  
 Twitter: .....@AstateFB  
 Stadium: .....Centennial Bank Stadium  
 Capacity: .....30,382  
 Surface: .....Field Turf  
 Interim President: .....Dr. Robin Myers  
 Athletic Director: .....Jeff Purinton  
 FB Contact: .....Jerry Scott  
 FB Contact Office Phone/Email: .....870-972-3405/ jscott@astate.edu  
 2023 Record/ SBC Record: .....6-7, 4-4  
 2023 Postseason: .....Camellia Bowl: vs. Northern Illinois - L, 21-19



Last Meeting: MU 41 ODU 35 (2023)  
 ODU All-Time Record vs. MU: 1-8

Last Meeting: ODU 29 A-State 26  
 ODU All-Time Record vs. A-State: 1-0

**Coaching Staff**

Charles Huff: .....Head Coach  
 .....Overall Record: 22-17 (4th season)  
 .....Record at Marshall: 22-17 (4th season)  
 Seth Doege: .....Offensive Coordinator  
 Jason Semore: .....Defensive Coordinator  
 Johnathan Galante: .....Special Teams  
 Telly Lockette: .....Associate Head Coach/Running Backs  
 Cody Crill: .....Offensive Line  
 Ralph Street: .....Defensive Line  
 Aaron Dobson: .....Wide Receivers  
 Josh Miller: .....Tight Ends  
 Henry Baker: .....Co-Def. Coordinator/Cornerbacks  
 Bob Shoop: .....Assistant Head Coach/Safeties

**Coaching Staff**

Butch Jones: .....Head Coach  
 .....Overall Record: 95-80 (15th season)  
 .....Record at Arkansas State: 11-26 (4th season)  
 Rob Harley: .....Assistant Head Coach/Defensive Coordinator  
 Keith Heckendorf: .....Offensive Coordinator/Quarterbacks  
 Marquase Lovings: .....Associate Head Coach/Running Backs  
 Josh Conklin: .....Special Teams Coordinator/Safeties  
 Nick Grimes: .....Tight Ends  
 Andy Kwon: .....Offensive Line  
 Derrick Lett: .....Wide Receivers  
 Vinson Reynolds: .....Defensive Line/Defensive Run Game Coordinator  
 Jay Simpson: .....Defensive Backs/Defensive Pass Game Coordinator  
 Griffin McCarley: .....Linebackers



# RECORDS AND HISTORY





# Individual Season Records

## Rushing yards

- 1255 - Ray Lawry (200-1255) - 2016
- 1136 - Ray Lawry (194-1136) - 2015
- 1112 - Blake Watson (215-1112) - 2021
- 947 - Ray Lawry (134-947) - 2014
- 918 - Blake Watson (158-918) - 2022
- 892 - Thomas DeMarco (163-892) - 2009
- 864 - Tyree Lee (159-864) - 2012
- 742 - Ray Lawry (132-742) - 2017
- 732 - Jeremy Cox (129-732) - 2016
- 633 - Angus Harper (141-633) - 2011

## Rushing attempts

- 215 - Blake Watson (215-1112) - 2021
- 200 - Ray Lawry (200-1255) - 2016
- 194 - Ray Lawry (194-1136) - 2015
- 163 - Thomas DeMarco (163-892) - 2009
- 159 - Tyree Lee (159-864) - 2012
- 158 - Blake Watson (158-918) - 2022
- 147 - Jeremy Cox (147-621) - 2017
- 141 - Angus Harper (141-633) - 2011
- 134 - Ray Lawry (134-947) - 2014
- 132 - Ray Lawry (132-742) - 2017
- 132 - Mario Crawford (132-505) - 2010

## Rushing TDs

- 17 - Thomas DeMarco - 2009
- 16 - Ray Lawry - 2014
- 13 - Jeremy Cox - 2016
- 12 - Colby Goodwyn - 2013
- 11 - Ray Lawry - 2016
- 11 - Ray Lawry - 2015
- 11 - Taylor Heinicke - 2012
- 10 - Angus Harper - 2011
- 9 - Kesean Strong - 2018
- 8 - Blake Watson - 2021
- 8 - Tyree Lee - 2012
- 8 - Thomas DeMarco - 2010

## Average yards/rush (min. 20 attempts)

- 7.10 - Ray Lawry (134-947) - 2014
- 7.10 - Kadarius Calloway (88-623) - 2023
- 6.53 - Gerard Johnson (57-372) - 2013
- 6.30 - Ray Lawry (200-1255) - 2016
- 6.09 - Jamar Parham (23-140) - 2010
- 6.06 - Mario Crawford (99-600) - 2009
- 5.93 - D. Williams (43-255) - 2010
- 5.92 - Cam Boyd (76-450) - 2013
- 5.90 - Ray Lawry (194-1136) - 2015
- 5.87 - Lorenzo Smith (30-176) - 2011

## Rushing yards/game (min. 5 games)

- 104.6 - Ray Lawry (12 games) - 2016
- 103.3 - Ray Lawry (11 games) - 2015
- 101.1 - Blake Watson (11 games) - 2021
- 92.8 - Ray Lawry (8 games) - 2017
- 83.5 - Blake Watson (11 games) - 2022
- 81.1 - Thomas DeMarco (11 games) - 2009
- 78.9 - Ray Lawry (12 games) - 2014
- 69.2 - Kadarius Calloway (9 games) - 2023
- 66.5 - Tyree Lee (13 games) - 2012
- 64.6 - Colby Goodwyn (9 games) - 2011

## Pass attempts

- 579 - Taylor Heinicke (398-579-14) - 2012
- 486 - Taylor Heinicke (340-486-8) - 2013
- 457 - Taylor Heinicke (289-457-16) - 2014
- 413 - Hayden Wolff (234-413-6) - 2022
- 401 - Thomas DeMarco (233-401-12) - 2010
- 393 - Blake LaRussa (249-393-10) - 2018
- 340 - David Washington (202-340-5) - 2016
- 312 - Grant Wilson (178-312-8) - 2023**
- 307 - Taylor Heinicke (211-307-1) - 2011
- 269 - Shuler Bentley (140-269-6) - 2015

## Pass completions

- 398 - Taylor Heinicke (398-579-14) - 2012
- 340 - Taylor Heinicke (340-486-8) - 2013
- 289 - Taylor Heinicke (289-457-16) - 2014
- 249 - Blake LaRussa (249-393-10) - 2018
- 234 - Hayden Wolff (234-413-6) - 2022
- 233 - Thomas DeMarco (233-401-12) - 2010
- 211 - Taylor Heinicke (211-307-1) - 2011
- 202 - David Washington (202-340-5) - 2016
- 178 - **Grant Wilson (178-312-8) - 2023**

- 159 - Hayden Wolff (159-253-7) - 2021

## Passing yards

- 5076 - Taylor Heinicke (398-579-14) - 2012\*
- 4022 - Taylor Heinicke (340-486-8) - 2013
- 3476 - Taylor Heinicke (289-457-16) - 2014
- 3015 - Blake LaRussa (249-393-10) - 2018
- 2908 - Hayden Wolff (234-413-6) - 2022
- 2836 - David Washington (202-340-5) - 2016
- 2756 - Thomas DeMarco (233-401-12) - 2010
- 2385 - Taylor Heinicke (211-307-1) - 2011
- 2149 - Grant Wilson (178-312-8) - 2023**
- 1933 - Hayden Wolff (159-253-7) - 2021

## \*Led the nation

## Passing TDs

- 44 - Taylor Heinicke - 2012
- 33 - Taylor Heinicke - 2013
- 31 - David Washington - 2016
- 30 - Taylor Heinicke - 2014
- 25 - Taylor Heinicke - 2011
- 23 - Thomas DeMarco - 2010
- 21 - Thomas DeMarco - 2009
- 19 - Blake LaRussa - 2018
- 18 - Hayden Wolff - 2022
- 10.17 - Grant Wilson - 2023**

## Passes had intercepted

- 16 - Taylor Heinicke (289-457-16) - 2014
- 14 - Taylor Heinicke (398-579-14) - 2012
- 12 - Thomas DeMarco (233-401-12) - 2010
- 11 - Steven Williams (147-263-11) - 2017
- 10 - Blake LaRussa (249-393-10) - 2018
- 8 - Taylor Heinicke (340-486-8) - 2013
- 7.8 - Grant Wilson (178-312-8) - 2023**
- 7 - D.J. Mack (86-167-7) - 2021
- 7 - Shuler Bentley (140-269-7) - 2015
- 7 - Hayden Wolff (159-253-7) - 2021

## Individual Season Records

### Pass completion pct (min. 20 attempts)

- 71.0 - David Washington (22-31-0) - 2013
- 70.0 - Taylor Heinicke (340-486-8) - 2013
- 68.7 - Taylor Heinicke (398-579-14) - 2012
- 68.7 - Taylor Heinicke (211-307-1) - 2011
- 63.4 - Blake LaRussa (249-393-10) - 2018
- 63.2 - Taylor Heinicke (289-457-16) - 2014
- 63.1 - Thomas DeMarco (101-160-5) - 2011
- 62.8 - Hayden Wolff (159-253-7) - 2021
- 59.7 - David Washington (202-340-5) - 2016
- 58.4 - David Washington (94-161-3) - 2015

### Average yards/pass (min. 20 attempts)

- 8.8 - Taylor Heinicke (398-579-14) - 2012
- 8.4 - David Washington (22-31-0) - 2013
- 8.3 - David Washington (202-340-5) - 2016
- 8.3 - Taylor Heinicke (340-486-8) - 2013
- 7.8 - Taylor Heinicke (211-307-1) - 2011
- 7.7 - Blake LaRussa (249-393-10) - 2018
- 7.6 - Taylor Heinicke (289-457-16) - 2014
- 7.6 - Hayden Wolff (159-253-7) - 2021
- 7.5 - Thomas DeMarco (137-255-4) - 2009
- 7.1 - David Washington (94-161-3) - 2015

### Average yards/completion (min. 20 attempts)

- 14.0 - David Washington (202-340-5) - 2016
- 14.0 - Thomas DeMarco (137-255-4) - 2009
- 12.8 - Taylor Heinicke (398-579-14) - 2012
- 12.4 - Hayden Wolff (234-413-6) - 2022
- 12.2 - David Washington (94-161-3) - 2015
- 12.2 - Taylor Heinicke (289-457-16) - 2014
- 12.1 - Blake LaRussa (249-393-10) - 2018



Jonathan Duhart

- 12.1 - Hayden Wolff (159-253-7) - 2021
- 9.12.0 - Grant Wilson (178-312-8) - 2023**
- 11.8 - Taylor Heinicke (340-486-8) - 2013
- 11.8 - Thomas DeMarco (233-401-12) - 2010

## Passing yards/game (min. 5 games)

- 390.5 - Taylor Heinicke (13 games) - 2012
- 335.2 - Taylor Heinicke (12 games) - 2013
- 289.7 - Taylor Heinicke (12 games) - 2014
- 274.1 - Blake LaRussa (11 games) - 2018
- 265.0 - Taylor Heinicke (9 games) - 2011
- 250.5 - Thomas DeMarco (11 games) - 2010
- 242.3 - Hayden Wolff (12 games) - 2022
- 218.2 - David Washington (13 games) - 2016
- 193.3 - Hayden Wolff (10 games) - 2021
- 10.179.1 - Grant Wilson (12 games) - 2023**

## Pass reception yards

- 1233 - Nick Mayers (79-1233) - 2012
- 1083 - Travis Fulgham (63-1083) - 2018
- 1066 - Ali Jennings (62-1066) - 2021
- 1045 - Jonathan Duhart (74-1045) - 2018
- 1020 - Larry Pinkard (68-1020) - 2013
- 1019 - Antonio Vaughan (63-1019) - 2014
- 970 - Zach Pascal (68-970) - 2015
- 959 - Ali Jennings (54-959) - 2022
- 946 - Zach Pascal (65-946) - 2016
- 885 - Antonio Vaughan (60-885) - 2012

## Pass receptions

- 79 - Nick Mayers (79-1233) - 2012
- 74 - Jonathan Duhart (74-1045) - 2018
- 73 - Zack Kuntz (73-692) - 2021
- 68 - Larry Pinkard (68-1020) - 2013
- 68 - Zach Pascal (68-970) - 2015
- 65 - Zach Pascal (65-946) - 2016
- 63 - Travis Fulgham (63-1083) - 2018
- 63 - Antonio Vaughan (63-975) - 2014
- 62 - Ali Jennings (62-1066) - 2021
- 62 - Nick Mayers (62-698) - 2011

## Pass reception TDs

- 16 - Nick Mayers - 2012
- 12 - Antonio Vaughan - 2014
- 9 - Ali Jennings - 2022
- 9 - Jonathan Duhart - 2018
- 9 - Travis Fulgham - 2018
- 9 - Larry Pinkard - 2011
- 9 - Larry Pinkard - 2013
- 9 - Antonio Vaughan - 2013
- 9 - Zach Pascal - 2016
- 9 - Jonathan Duhart - 2016

## Average yards/catch (min. 5 receptions)

- 19.50 - Nick Mayers (24-468) - 2009
- 19.44 - James Edwards (9-175) - 2009
- 18.62 - Carlos Davis (8-149) - 2009
- 18.61 - Kelby Williams (23-428) - 2023**
- 18.60 - Javon Harvey (30-558) - 2022
- 18.30 - Reymello Murphy (27-495) - 2023
- 17.80 - Ali Jennings (54-958) - 2022
- 17.30 - Jonathan Duhart (7-121) - 2017
- 17.20 - Ali Jennings (62-1066) - 2021
- 17.20 - Travis Fulgham (63-1083) - 2018
- 16.73 - Prentice Gill (41-686) - 2010
- 16.50 - Travis Fulgham (29-478) - 2016
- 16.50 - Chris Lovitt (10-165) - 2009

## Receptions/game (min. 5 games)

- 6.20 - Jonathan Duhart (12 games) - 2018
- 6.08 - Nick Mayers (13 games) - 2012
- 6.00 - Ali Jennings (9 games) - 2022
- 5.67 - Larry Pinkard (12 games) - 2013
- 5.67 - Zach Pascal (12 games) - 2015
- 5.62 - Zack Kuntz (13 games) - 2021
- 5.30 - Antonio Vaughan (12 games) - 2014
- 5.25 - Travis Fulgham (12 games) - 2018
- 5.17 - Nick Mayers (12 games) - 2011
- 5.00 - Zach Pascal (13 games) - 2016
- 5.00 - Reid Evans (11 games) - 2010
- 5.00 - Antonio Vaughan (12 games) - 2013

## Total offense yards

- 5546 - Taylor Heinicke (705-5546) - 2012
- 4370 - Taylor Heinicke (579-4370) - 2013

- 3615 - Taylor Heinicke (537-3615) - 2014
- 3179 - Thomas DeMarco (529-3179) - 2010
- 3043 - David Washington (407-3043) - 2016
- 2947 - Blake LaRussa (444-2947) - 2018
- 2828 - Hayden Wolff (475-2828) - 2022
- 2813 - Thomas DeMarco (418-2813) - 2009
- 2748 - Taylor Heinicke (375-2748) - 2011
- 1841 - Hayden Wolff (-92-1933) - 2021

## Individual Season Records

### TDs responsible for

- 55 - Taylor Heinicke - 2012
- 38 - Taylor Heinicke - 2013
- 38 - Thomas DeMarco - 2009
- 32 - David Washington - 2016
- 32 - Taylor Heinicke - 2014
- 31 - Thomas DeMarco - 2010
- 29 - Taylor Heinicke - 2011
- 20 - Blake LaRussa - 2018
- 16 - Nick Mayers - 2012
- 16 - Ray Lawry - 2014

### Total offense/game (min. 5 games)

- 426.6 - Taylor Heinicke (13 games) - 2012
- 364.2 - Taylor Heinicke (12 games) - 2013
- 305.3 - Taylor Heinicke (9 games) - 2011
- 301.2 - Taylor Heinicke (12 games) - 2014
- 289.0 - Thomas DeMarco (11 games) - 2010
- 267.9 - Blake LaRussa (11 games) - 2018
- 255.7 - Thomas DeMarco (11 games) - 2009
- 235.7 - Hayden Wolff (12 games) - 2022
- 234.1 - David Washington (13 games) - 2016
- 184.1 - Hayden Wolff (10 games) - 2021

### All purpose yards

- 1549 - Zach Pascal - 2015
- 1406 - Zach Pascal - 2016
- 1389 - Ray Lawry - 2016
- 1377 - Isaiah Harper - 2018
- 1357 - Antonio Vaughan - 2012
- 1321 - Nick Mayers - 2012
- 1288 - Ray Lawry - 2015
- 1232 - Blake Watson - 2022
- 1219 - Isaiah Harper - 2017
- 1207 - Tyree Lee - 2012

### All purpose yards/game (min. 5 games)

- 126.2 - Colby Goodwyn (9 games) - 2011
- 129.1 - Zach Pascal (12 games) - 2015
- 117.1 - Ray Lawry (11 games) - 2015
- 115.8 - Ray Lawry (12 games) - 2016
- 114.8 - Isaiah Harper (12 games) - 2018
- 112.0 - Blake Watson (11 games) - 2022
- 108.2 - Zach Pascal (13 games) - 2016
- 106.6 - Ali Jennings (9 games) - 2022
- 106.1 - Blake Watson (11 games) - 2021
- 104.4 - Antonio Vaughan (13 games) - 2012

### Total points scored

- 103 - Jarod Brown (64 PAT, 13 FG) - 2013
- 103 - Jarod Brown (73 PAT, 10 FG) - 2012
- 102 - Thomas DeMarco (17 TD) - 2009
- 101 - Jarod Brown (58 PAT, 14 FG) - 2011
- 99 - Nick Rice (20 FG, 39 PAT) - 2021
- 98 - Nick Mayers (16 TD, 1 PAT) - 2012
- 96 - Ray Lawry (16 TD) - 2014
- 86 - Jeremy Cox (13 TD, 1 PAT) - 2016
- 82 - Nick Rice (14 FG, 40 PAT) - 2018
- 78 - Ethan Sanchez (36 PAT, 14 FG) - 2023**
- 78 - Antonio Vaughan (13 TD) - 2014

### Touchdowns scored

- 17 - Thomas DeMarco (17 rush) - 2009
- 16 - Nick Mayers (16 rcv) - 2012
- 16 - Ray Lawry (16 rush) - 2014
- 14 - Jeremy Cox (13 rush, 1 rcv) - 2016
- 13 - Antonio Vaughan (11 rcv, 1 ret) - 2014
- 12 - Ray Lawry (11 rush, 1 rcv) - 2016
- 12 - Colby Goodwyn (12 rush) - 2013
- 12 - Ray Lawry (11 rush, 1 rcv) - 2015
- 11 - Kesean Strong (9 rush, 2 rcv) - 2018
- 11 - Taylor Heinicke (11 rush) - 2012
- 12 - Colby Goodwyn (12 rush) - 2013
- 12 - Ray Lawry (11 rush, 1 rcv) - 2015
- 11 - Kesean Strong (9 rush, 2 rcv) - 2018



# Individual Season Records

**PAT kicks made**

- 1. 73 - Jarod Brown (73-73) - 2012
- 2. 64 - Jarod Brown (64-65) - 2013
- 3. 57 - Jarod Brown (57-59) - 2011
- 4. 50 - Drew Hareza (50-51) - 2009
- 5. 45 - Brad Davis (45-46) - 2016
- 6. 40 - Nick Rice (40-41) - 2018
- 7. 39 - Jarod Brown (39-41) - 2010
- 39 - Nick Rice (39-41) - 2021

**9.36 - Ethan Sanchez (36-36) - 2023**

- 10. 28 - Ethan Sanchez (28-28) - 2022

**PAT kicks attempted**

- 1. 73 - Jarod Brown (73-73) - 2012
- 2. 65 - Jarod Brown (64-65) - 2013
- 3. 59 - Jarod Brown (57-59) - 2011
- 4. 51 - Drew Hareza (50-51) - 2009
- 5. 46 - Brad Davis (45-46) - 2016
- 6. 41 - Nick Rice (40-41) - 2018
- 41 - Jarod Brown (39-41) - 2010
- 41 - Nick Rice (39-41) - 2021

**9.36 - Ethan Sanchez (36-36) - 2023**

- 10. 28 - Ethan Sanchez (28-28) - 2022

**PAT kick pct (min. 5 attempts)**

- 1. **100.0 - Ethan Sanchez (36-36) - 2023**
- 100.0 - Ethan Sanchez (28-28) - 2022
- 100.0 - Nick Rice (27-27) - 2017
- 100.0 - Satchel Ziffer (12-12) - 2014
- 100.0 - Jarod Brown (73-73) - 2012
- 6. 98.5 - Jarod Brown (64-65) - 2013
- 7. 98.0 - Drew Hareza (50-51) - 2009
- 8. 97.8 - Brad Davis (45-46) - 2016
- 9. 97.6 - Nick Rice (40-41) - 2018
- 10. 96.6 - Jarod Brown (57-59) - 2011

**Individual Season Records**

**Field goals made**

- 1. 20 - Nick Rice (20-26) - 2021
- 2. 15 - Nick Rice (15-20) - 2017
- 15 - Nick Rice (15-20) - 2019
- 4. 14 - Nick Rice (14-18) - 2018
- 14 - Jarod Brown (14-21) - 2011
- 14 - Ethan Sanchez (14-21) - 2023**
- 7. 13 - Jarod Brown (13-20) - 2013
- 8. 12 - Jarod Brown (12-16) - 2010
- 9. 10 - Ethan Sanchez (10-13) - 2022
- 10 - Jarod Brown (10-12) - 2012
- 10 - Chris Kirtley (10-13) - 2015
- 10 - Brad Davis (10-12) - 2016

**Field goals attempted**

- 1. 26 - Nick Rice (20-26) - 2021
- 2. 21 - Jarod Brown (14-21) - 2011
- 21 - Ethan Sanchez (14-21) - 2023**
- 4. 20 - Jarod Brown (13-20) - 2013
- 20 - Nick Rice (15-20) - 2017
- 20 - Nick Rice (15-20) - 2019
- 7. 18 - Nick Rice (14-18) - 2018
- 8. 16 - Jarod Brown (12-16) - 2010
- 9. 13 - Ethan Sanchez (10-13) - 2022
- 13 - Drew Hareza (7-13) - 2009
- 13 - Chris Kirtley (10-13) - 2015

**Field goal pct (min. 5 attempts)**

- 1. 83.3 - Jarod Brown (10-12) - 2012
- 83.3 - Brad Davis (10-12) - 2016
- 3. 78.0 - Nick Rice (14-18) - 2018
- 4. 77.0 - Ethan Sanchez (10-13) - 2022
- 77.0 - Nick Rice (20-26) - 2021
- 77.0 - Chris Kirtley (10-13) - 2015
- 7. 75.0 - Nick Rice (15-20) - 2019
- 75.0 - Nick Rice (15-20) - 2017
- 75.0 - Jarod Brown (12-16) - 2010
- 10. 66.7 - Jarod Brown (14-21) - 2011

**Punt yards**

- 1. 2876 - Ethan Duane (67-2876) - 2022
- 2. 2780 - Jonathan Plisco (62-2780) - 2009
- 3. 2674 - Bailey Cate (66-2674) - 2017
- 4. 2631 - Bailey Cate (66-2631) - 2019
- 5. 2450 - Satchel Ziffer (61-2450) - 2015
- 6. 2352 - Jonathan Plisco (51-2352) - 2011
- 7. 2300 - Ethan Duane (58-2300) - 2021

- 8. 2186 - Bailey Cate (55-2186) - 2018
- 9. 2157 - Bailey Cate (57-2157) - 2016
- 10. 1905 - Jonathan Plisco (43-1905) - 2010

**Punt attempts**

- 1. 67 - Ethan Duane (67-2876) - 2022
- 2. 66 - Bailey Cate (66-2674) - 2017
- 66 - Bailey Cate (66-2631) - 2019
- 4. 62 - Jonathan Plisco (62-2780) - 2009
- 5. 61 - Satchel Ziffer (61-2450) - 2015
- 6. 58 - Ethan Duane (58-2300) - 2021
- 7. 57 - Bailey Cate (57-2157) - 2016
- 8. 55 - Bailey Cate (55-2186) - 2018
- 9. 51 - Jonathan Plisco (51-2352) - 2011
- 10. 44 - Ethan Duane (44-1767) - 2023

**Average yards/punt (min. 5 attempts)**

- 1. 47.20 - Taylor Heinicke (14-661) - 2014
- 2. 46.12 - Jonathan Plisco (51-2352) - 2011
- 3. 45.04 - Jonathan Plisco (28-1261) - 2012
- 4. 44.84 - Jonathan Plisco (62-2780) - 2009
- 5. 44.30 - Jonathan Plisco (43-1905) - 2010
- 6. 42.9 - Ethan Duane (67-2876) - 2022
- 7. 41.46 - Taylor Heinicke (13-539) - 2013
- 8. 40.50 - Bailey Cate (66-2674) - 2017
- 40.50 - Jarrett Cervi (23-931) - 2014
- 10. 40.20 - Satchel Ziffer (61-2450) - 2015
- 40.20 - Ethan Duane (44-1767) - 2023

**Punt return yards**

- 1. 304 - Monty Smalley (24-304) - 2010
- 2. 210 - Darrell Brown (25-210) - 2017
- 3. 153 - Isiah Paige (14-153) - 2021
- 4. 145 - Darrell Brown (14-145) - 2016
- 5. 144 - Reid Evans (17-144) - 2011
- 6. 138 - Isiah Harper (9-128) - 2018
- 7. 112 - Antonio Vaughan (12-112) - 2014
- 8. 97 - Roger Cray (10-97) - 2021
- 9. 96 - Darrell Brown (10-96) - 2019
- 10. 92 - Antonio Vaughan (7-92) - 2012

**Punt returns**

- 1. 25 - Darrell Brown (25-210) - 2017
- 2. 24 - Monty Smalley (24-304) - 2010
- 3. 17 - Reid Evans (17-144) - 2011
- 4. 16 - Marques Little (16-34) - 2015
- 5. 14 - Isiah Paige (14-153) - 2021
- 14 - Nick Mayers (14-76) - 2012
- 14 - Darrell Brown (13-145) - 2016
- 8. 12 - Antonio Vaughan (12-112) - 2014
- 9. 11 - Isiah Paige (11-83) - 2022
- 11 - Isiah Paige (11-79) - 2023**

**Punt return TDs**

- 1. 1 - Isiah Harper - 2018
- 1 - Antonio Vaughan - 2014
- 1 - Larry Pinkard - 2011
- 1 - Blair Roberts - 2011
- 1 - Aaron Evans - 2013
- 1 - Antonio Vaughan - 2012
- 1 - Colby Goodwyn - 2010

**Average yards/punt return (min. 5 attempts)**

- 1. 15.30 - Isiah Harper (9-138) - 2018
- 2. 13.14 - Antonio Vaughan (7-92) - 2012
- 3. 12.67 - Monty Smalley (24-304) - 2010
- 4. 11.67 - Aaron Evans (6-70) - 2013
- 5. 10.90 - Isiah Paige (14-153) - 2021
- 6. 10.4 - Darrell Brown (14-145) - 2016
- 7. 9.7 - Roger Cray (10-97) - 2021
- 8. 9.60 - Darrell Brown (10-96) - 2019
- 9. 9.30 - Antonio Vaughan (12-112) - 2014
- 10. 8.47 - Reid Evans (17-144) - 2011
- 11. 8.40 - Darrell Brown (25-210) - 2017

**Kick return yards**

- 1. 802 - Aaron Evans (33-802) - 2013
- 2. 698 - Isiah Harper (24-698) - 2017
- 3. 686 - Colby Goodwyn (23-686) - 2010
- 4. 655 - Isiah Harper (30-655) - 2018
- 5. 633 - Blake Watson (24-633) - 2019
- 6. 529 - LaMareon James (18-529) - 2021

- 7. 486 - Colby Goodwyn (23-486) - 2012
- 8. 478 - Cam Boyd (27-478) - 2014
- 9. 425 - LaMareon James (20-425) - 2022
- 10. 417 - Colby Goodwyn (20-417) - 2011

**Kick returns**

- 1. 33 - Aaron Evans (33-802) - 2013
- 2. 30 - Isiah Harper (30-655) - 2018
- 3. 27 - Cam Boyd (27-478) - 2014
- 4. 24 - Blake Watson (24-633) - 2019
- 24 - Isiah Harper (24-698) - 2017
- 6. 23 - Colby Goodwyn (23-686) - 2010
- 23 - Colby Goodwyn (23-486) - 2012
- 8. 20 - LaMareon James (20-392) - 2023
- 20 - Antonio Vaughan (20-400) - 2012
- 20 - Colby Goodwyn (20-417) - 2011
- 20 - Zach Pascal (20-414) - 2015Z

**Kick return TDs**

- 1. 3 - Isiah Harper - 2017
- 2. 2 - LaMareon James - 2021
- 3. 1 - Aaron Evans - 2010

**Average yards/kick return (min. 5 attempts)**

- 1. 29.83 - Colby Goodwyn (23-686) - 2010
- 2. 29.40 - LaMareon James (18-529) - 2021
- 3. 29.10 - Isiah Harper (24-698) - 2017
- 4. 27.14 - Aaron Evans (7-190) - 2010
- 5. 26.40 - Blake Watson (24-633) - 2019
- 6. 26.20 - Zach Pascal (12-315) - 2016
- 7. 25.57 - Aaron Evans (14-358) - 2011
- 8. 24.30 - Aaron Evans (33-802) - 2013
- 9. 22.60 - Mario Crawford (10-226) - 2009
- 10. 21.80 - Isiah Harper (30-655) - 2018

**Interception return yards**

- 1. 89 - Joe Joe Headen (2-89) - 2021
- 2. 82 - Fellonte Misher (4-82) - 2015
- 3. 77 - A.T. Aoelua (1-77) - 2009
- 4. 75 - Sean Carter (1-75) - 2018
- 5. 66 - LaMareon James (1-66) - 2023
- 6. 65 - Craig Wilkins (3-65) - 2009
- 7. 51 - Craig Wilkins (3-51) - 2012
- 8. 49 - Fellonte Misher (2-49) - 2013
- 9. 46 - Shawn Asbury (1-46) - 2023
- 10. 44 - Rob Thompson (2-44) - 2017
- 44 - Donald Smith (3-44) - 2009

**Interceptions**

- 1. 5 - Eriq Lewis (5-31) - 2011
- 2. 4 - Devon Simmons (4-27) - 2009
- 4 - Fellonte Misher (4-82) - 2015
- 4. 3 - Sean Carter (3-32) - 2017
- 3 - Aaron Young (2-39) - 2016
- 3 - Craig Wilkins (3-65) - 2009
- 3 - Craig Wilkins (3-51) - 2012
- 3 - Donald Smith (3-44) - 2009
- 3 - D.J. Simon (3-25) - 2013
- 3 - Carvin Powell (3-18) - 2011

**Interception return TDs**

- 1. 1 - LaMareon James - 2023
- 1 - Kris Caine - 2023
- 1 - Deeve Harris - 2022
- 1 - Deeve Harris - 2021
- 1 - Justin Noye - 2018
- 1 - Aaron Young - 2016
- 1 - Craig Wilkins - 2010
- 1 - A.T. Aoelua - 2009

**Fumble return yards**

- 1. 87 - LaMareon James (4-87) - 2023
- 2. 55 - Wayne Matthews (1-55) - 2023
- 3. 33 - Martez Simpson (1-33) - 2015
- 4. 28 - Joe Joe Headen (1-28) - 2017
- 28 - TJ Ricks (2-28) - 2015
- 6. 25 - Markus Knight (1-25) - 2023**
- 25 - Robert Kennedy (1-25) - 2022
- 25 - Oshane Ximines (2-25) - 2015
- 25 - Fellonte Misher (1-25) - 2014
- 25 - Richie Staton (1-25) - 2013

**Fumble returns**

- 1. 4 - LaMareon James (4-87) - 2023
- 2. 2 - TJ Ricks (2-23) - 2016
- 2 - Marvin Branch (2-17) - 2016
- 2 - Craig Wilkins (2-16) - 2010
- 3. 1 - Martez Simpson (1-33) - 2015
- 1 - TJ Ricks (1-28) - 2015
- 1 - Marvin Branch (1-1) - 2015
- 1 - Sean Carter (1-1) - 2015
- 1 - Fellonte Misher (1-25) - 2014
- 1 - Richie Staton (1-25) - 2013
- 1 - Chris Lovitt (1-18) - 2011
- 1 - Mateus Porter (1-11) - 2010
- 1 - Deron Mayo (1-4) - 2010
- 1 - Fellonte Misher (1-3) - 2013
- 1 - Devon Simmons (1-0) - 2011

**Fumble return TDs**

- 1. 1 - LaMareon James - 2023
- 1 - Deeve Harris - 2021
- 1 - Nick Saldiveri - 2021
- 1 - Rashaad Coward - 2016
- 1 - Martez Simpson - 2015
- 1 - Poncho Barnwell - 2014
- 1 - Chris Lovitt - 2011
- 1 - Marquis Johnson - 2009

**Total tackles**

- 1. 186 - Jason Henderson (58-128) - 2022
- 2. 170 - Jason Henderson (52-118) - 2023**
- 3. 135 - Wayne Matthews (35-86) - 2023
- 4. 123 - TJ Ricks (41-68) - 2015
- 5. 111 - Craig Wilkins (58-53) - 2011
- 111 - Lawrence Garner (67-44) - 2019
- 7. 107 - Terry Jones (29-77) - 2023
- 8. 104 - Jordan Young (34-70) - 2021
- 9. 102 - TJ Ricks (44-49) - 2016
- 10. 100 - Lawrence Garner (50-50) - 2018

**Quarterback sacks**

- 1. 12.0 - Oshane Ximines (12.0/79) - 2018
- 8.5 - Oshane Ximines (7.5/42) - 2017
- 3. 7.5 - Oshane Ximines (7.5/47) - 2016
- 4. 7.0 - Bunmi Rotimi (7.0/69) - 2016
- 5. 6.5 - Craig Wilkins (5-3/46) - 2012
- 6.5 - Deron Mayo (6-1/45) - 2010
- 6.5 - Ronnie Cameron (4-5/48) - 2011
- 8. 5.5 - Marcus Haynes (5.5/39) - 2021
- 5.5 - Miles Fox (5.5/26) - 2017
- 5.5 - Bunmi Rotimi (5.5/34) - 2017
- 5.5 - Chad King (5-1/37) - 2011
- 5.5 - Ronnie Cameron (4-3/39) - 2010

**Tackles For Loss**

- 1. **19.5 - Jason Henderson (19.5/71) - 2023**
- 2. 19.0 - Keion White (19/82) - 2019
- 19.0 - Ronnie Cameron (19/70) - 2010
- 4. 18.5 - Oshane Ximines (18.5/88) - 2018
- 5. 17.0 - Ronnie Cameron (17/66) - 2011
- 6. 14.5 - Craig Wilkins (14.5/57) - 2011
- 7. 14.0 - Oshane Ximines (14.0/55) - 2017
- 8. 13.5 - Caleb Taylor (13.5/44) - 2012
- 13.5 - Craig Wilkins (13.5/63) - 2012
- 10. 12.0 - D.J. Simon (12.0/34) - 2014
- 12.0 - Deron Mayo (12.0/66) - 2010

**Fumbles forced**

- 1. 4 - Oshane Ximines - 2018
- 4 - TJ Ricks - 2014
- 4 - Oshane Ximines - 2017
- 4. 3 - Wayne Matthews - 2023
- 3 - Oshane Ximines - 2016
- 3 - T.J. Cowart - 2010
- 3 - Chris Burnette - 2012
- 3 - Eriq Lewis - 2011
- 3 - Deron Mayo - 2010
- 10. 2 - Jason Henderson - 2021
- 2 - Cory Jackson - 2021
- 2 - TJ Ricks - 2016
- 2 - Bunmi Rotimi - 2016
- 2 - Craig Wilkins - 2010
- 2 - Edmon McClam - 2011
- 2 - Devon Simmons - 2011
- 2 - John Darr - 2011

# Individual Season/Year-By-Year Records

- 2 - Preston Smith - 2013
- 2 - Ronnie Cameron - 2010
- 2 - A.T. Aoelua - 2009
- 2 - Andrew Everett - 2012
- 2 - Reggie Owens - 2013

**Fumbles recovered**

- 1. 5 - Craig Wilkins - 2010
- 2. 4 - LaMareon James - 2023
- 3. 3 - Pat Toal - 2017

**Pass breakups**

- 1. 13 - Kaleb Ford-Dement - 2019
- 2. 12 - Roger Cray - 2021
- 3. 11 - Tobias Harris - 2022
- 11 - T.J. Cowart - 2010
- 11 - Brandon Addison - 2015
- 6. 10 - Brandon Addison - 2016
- 7. 9 - Eriq Lewis - 2011
- 9 - LaMareon James - 2023
- 8 - Eriq Lewis - 2014
- 8 - Aaron Young - 2015

**QB hurries**

- 1. 14 - Oshane Ximines - 2018
- 2. 10 - Ronnie Cameron - 2011
- 3. 9 - Oshane Ximines - 2015
- 4. 8 - Ronnie Cameron - 2010
- 5. 8 - Deeve Harris - 2021
- 6. 7 - Oshane Ximines - 2017
- 7 - Miles Fox - 2016
- 7 - Tim Ward - 2015
- 7 - Andrew Everett - 2014
- 7 - Caleb Taylor - 2012
- 7 - Deron Mayo - 2010

**Blocked kicks**

- 1. 5 - Edmon McClam - 2009
- 2. 3 - Chris Burnette - 2011
- 3. 2 - Jakwail Bailey - 2011
- 2 - Andrew Everett - 2013
- 2 - Deron Mayo - 2010
- 2 - Chris Burnette - 2009
- 2 - Rashaad Coward - 2013

**RUSHING**

Year	Player	Att	Yds	Lg	TD	Avg/A	Avg/G
2009	Thomas DeMarco	163	892	51	17	5.5	81.1
2010	Mario Crawford	132	505	25	6	3.8	45.9
2011	Angus Harper	141	633	64	10	4.5	48.7
2012	Tyree Lee	159	864	50	8	5.4	66.5
2013	Colby Goodwyn	104	483	25	12	4.6	40.2
2014	Ray Lawry	134	947	68	16	7.1	78.9
2015	Ray Lawry	194	1136	57	11	5.9	103.3
2016	Ray Lawry	200	1255	46	11	6.2	104.6
2017	Ray Lawry	132	742	65	7	5.6	92.8
2018	Kesean Strong	106	499	59	9	4.7	55.4
2019	Kesean Strong	84	353	33	4	4.2	32.1
2021	Blake Watson	215	1112	46	8	5.2	101.1
2022	Blake Watson	158	918	67	5	5.8	83.5
2023	Kadarius Calloway	88	623	75	5	7.1	69.2

**PASSING**

Year	Player	C-A-I	Yds	Lg	TD	Avg/A	Avg/G
2009	Thomas DeMarco	137-255-4	1921	55	21	7.5	174.6
2010	Thomas DeMarco	233-401-12	2756	62	23	6.9	250.5
2011	Taylor Heinicke	211-307-1	2385	93	25	7.8	265.0
2012	Taylor Heinicke	398-579-14	5076	84	44	8.8	390.5
2013	Taylor Heinicke	340-486-8	4022	76	33	8.3	335.2
2014	Taylor Heinicke	289-457-16	3476	74	30	7.6	289.7
2015	Shuler Bentley	140-269-6	1432	70	12	5.3	143.2
2016	David Washington	202-340-5	2856	84	31	8.4	220.0
2017	Steven Williams	147-263-11	1528	71	6	5.8	152.8
2018	Blake LaRussa	249-393-10	3015	83	20	7.7	274.1
2019	Stone Smartt	101-177-6	1006	47	1	5.7	100.6
2021	Hayden Wolff	159-253-7	1933	63	10	7.6	193.3
2022	Hayden Wolff	234-413-6	2908	77	18	7.0	242.3
2023	Grant Wilson	178-312-8	2149	78	17	6.8	179.1

**TOTAL OFFENSE**

Year	Player	Total	Rush	Pass
2009	Thomas DeMarco	2813	892	1921
2010	Thomas DeMarco	3179	423	2756
2011	Taylor Heinicke	2748	363	2385
2012	Taylor Heinicke	5546	470	5076
2013	Taylor Heinicke	4360	348	4022
2014	Taylor Heinicke	3615	139	3476
2015	Shuler Bentley	1396	-36	1432
2016	David Washington	2856	207	3063
2017	Steven Williams	2054	263	1791
2018	Blake LaRussa	2947	-68	3015
2019	Stone Smartt	1187	181	1006
2021	Hayden Wolff	1841	-92	1933
2022	Hayden Wolff	2908	-80	2828
2023	Grant Wilson	2438	289	203.2

**SCORING**

Year	Player	Points	TD	XP	FG
2009	Thomas DeMarco	102	17	0	0
2010	Jarod Brown	75	0	39	12
2011	Jarod Brown	101	0	58	14
2012	Jarod Brown	103	0	73	10
2013	Jarod Brown	103	0	64	13
2014	Ray Lawry	96	16	0	0
2015	Ray Lawry	72	12	0	0
2016	Jeremy Cox	86	14	0	0
2017	Nick Rice	72	0	27	15
2018	Nick Rice	82	0	40	14
2019	Nick Rice	63	0	18	15
2021	Nick Rice	99	0	39	20
2022	Ethan Sanchez	58	0	28	10
2023	Ethan Sanchez	78	0	36	14

**RECEIVING**

Year	Player	Rec.	Yds	Lg	TD	Avg/C	Rec/G
2009	Reid Evans	46	602	42	3	13.1	4.2
2010	Reid Evans	55	616	33	6	11.2	5.0
2011	Nick Mayers	62	698	93	7	11.3	5.2
2012	Nick Mayers	79	1233	75	16	15.6	6.1
2013	Larry Pinkard	68	1020	74	9	15.0	5.7
2014	Antonio Vaughan	63	1019	74	12	16.2	5.3
2015	Zach Pascal	68	970	53	8	14.3	5.7
2016	Zach Pascal	65	946	53	9	14.5	5.0
2017	Isaiah Harper	39	462	65	0	11.8	3.2
2018	Jonathan Duhart	74	1045	83	9	14.1	6.2
2019	Kesean Strong	27	200	20	0	7.4	2.5
2021	Zack Kuntz	72	692	43	5	9.5	5.5
2022	Ali Jennings	54	959	77	9	17.8	6.0
2023	Isiah Paige	43	445	42	2	10.3	3.9

**PUNT RETURNS**

Year	Player	No.	Yds	Avg.	Lg	TD
2009	Monty Smalley	10	62	6.2	18	0
2010	Monty Smalley	24	304	12.7	40	0
2011	Reid Evans	17	144	8.5	28	0
2012	Antonio Vaughan	7	92	13.1	70	1
2013	Aaron Evans	6	70	11.7	64	1
2014	Antonio Vaughan	12	112	9.3	46	1
2015	Marques Little	16	34	2.1	14	0
2016	Darrell Brown	14	145	10.4	36	0
2017	Darrell Brown	25	210	8.4	31	0
2018	Isaiah Harper	9	138	15.3	74	1
2019	Darrell Brown	10	96	9.6	48	0
2021	Isiah Paige	14	153	10.9	37	0
2022	Isiah Paige	11	83	7.5	23	0
2023	Isiah Paige	11	79	7.2	30	0

**KICK RETURNS**

Year	Player	No.	Yds	Avg.	Lg	TD
2009	Mario Crawford	10	226	22.6	76	0
2010	Colby Goodwyn	23	686	29.8	89	0
2011	Colby Goodwyn	20	417	20.9	43	0
2012	Colby Goodwyn	23	486	21.1	47	0
2013	Aaron Evans	33	802	24.3	76	0
2014	Cam Boyd	27	478	17.7	45	0
2015	Zach Pascal	20	414	20.7	34	0
2016	Kesean Strong	16	338	21.1	39	0
2017	Isaiah Harper	24	698	29.1	100	3
2018	Isaiah Harper	30	655	21.8	51	0
2019	Blake Watson	24	633	26.4	75	0
2021	LaMareon James	18	529	29.4	100	2
2022	LaMareon James	20	425	21.3	38	0
2023	LaMareon James	20	392	19.6	41	0

**INTERCEPTIONS**

Year	Player	No.	Yards	Long	TD
2009	Devon Simmons	4	27	14	0
2010	Carvin Powell	1	18	18	0
	Craig Wilkins	1	25	25	1
	Devon Simmons	1	37	37	0
	T.J. Cowart	1	11	11	0
2011	Eriq Lewis	5	31	20	0
2012	Craig Wilkins	3	51	31	0
2013	D.J. Simon	3	25	15	0
2014	Christian Byrum	2	0	0	0
	Fellonte Misher	2	0	0	0
2015	Fellonte Misher	4	82	52	0
2016	Aaron Young	3	40	24	1
2017	Sean Carter	3	32	28	0
2018	Geronda Hall	2	27	28	0
	Justin Noye	2	37	37	1
2019	Kaleb Ford-Dement	2	42	25	0
	Geronda Hall	2	32	30	0
2021	Joe Joe Headen	2	89	89	0
	R'Tarriun Johnson	2	15	15	0
2022	Terry Jones	2	0	0	0
	Tre Hawkins	2	0	0	0
2023	Markus Knight	2	28	28	0

**ALL PURPOSE**

Year	Player	Total	Rush	Rec	PR	KR	IR	Avg/G
2009	Thomas DeMarco	892	892	0	0	0	0	81.1
	Mario Crawford	892	600	66	0	226	0	89.2
2010	Colby Goodwyn	887	186	15	0	686	0	98.6
2011	Colby Goodwyn	1136	581	138	0	417	0	126.2
2012	Antonio Vaughan	1357	-20	885	92	400	0	104.4
2013	Larry Pinkard	1041	21	1020	0	0	0	86.8
2014	Antonio Vaughan	1162	31	1029	112	0	0	96.8
2015	Zach Pascal	1549	165	970	0	414	0	129.1
2016	Zach Pascal	1406	145	946	0	315	0	108.2
2017	Isaiah Harper	1219	59	462	0	698	0	101.6
2018	Isaiah Harper	1377	22	479	138	655	0	114.8
2019	Blake Watson	828	116	79	0	633	0	75.3
2021	Blake Watson	1167	1112	55	0	0	0	106.1
2022	Blake Watson	1232	918	314	0	0	0	112.0
2023	Keshawn Wicks	672	589	83	0	0	0	61.1

**PUNTING**

Year	Player	No.	Yards	Avg.	Lg
2009	Jonathan Plisco	62	2780	44.8	76
2010	Jonathan Plisco	43	1905	44.3	75
2011	Jonathan Plisco	51	2352	46.1	62
2012	Jonathan Plisco	28	1261	45.0	61
2013	Jake Walsh	18	688	38.2	58
2014	Jarrett Cervi	23	931	40.5	54
2015	Satchel Ziffer	61	2450	40.2	64
2016	Bailey Cate	57	2157	37.8	70
2017	Bailey Cate	66	2674	40.5	68
2018	Bailey Cate	55	2186	39.7	63
2019	Bailey Cate	66	2631	39.9	59
2021	Ethan Duane	58	2300	39.7	60
2022	Ethan Duane	67	2876	42.9	59
2023	Ethan Duane	44	1767	40.2	61

**TACKLES**

Year	Player	Total	Solo	Ast.
2009	Mychael McJunkins	85	57	28
2010	Craig Wilkins	74	35	39
2011	Craig Wilkins	111	58	53
2012	Craig Wilkins	90	41	49
2013	Fellonte Misher	95	54	41
2014	D.J. Simon	89	48	41
2015	TJ Ricks	123	47	76
2016	TJ Ricks	102	48	54
2017	Marvin Branch	96	41	55
2018	Lawrence Garner	100	50	50
2019	Lawrence Garner	111	67	44
2021	Jordan Young	104	34	70
2022	Jason Henderson	186	58	128
2023	Jason Henderson	170	52	118



# Team Season Records

**Team Season Records**

**RUSHING**

**Rushing Yards**

- 2559 (500-2559) - 2016
- 2384 (469-3284) - 2009
- 2186 (490-2186) - 2011
- 2112 (401-2112) - 2015
- 2058 (494-2058) - 2021

**Rushing Attempts**

- 500 (500-2559) - 2016
- 494 (494-2058) - 2021
- 490 (490-2186) - 2011
- 474 (474-1994) - 2023**
- 469 (469-2007) - 2012
- 469 (469-2384) - 2009

**Rushing TD's**

- 34-2012
- 29-2013
- 29-2009
- 27-2016
- 26-2011

**Average Yards/Rush**

- 5.10 (500-2559) - 2016
- 5.08 (469-2384) - 2009
- 4.91 (365-1793) - 2014
- 4.77 (401-1915) - 2013
- 4.50 (401-2112) - 2015

**Rushing Yards/Game**

- 216.7 (11 games) - 2009
- 196.8 (13 games) - 2016
- 168.2 (13 games) - 2011
- 163.9 (12 games) - 2017
- 159.6 (12 games) - 2013

**PASSING**

**Pass Attempts**

- 586 (403-586-14) - 2012
- 519 (363-519-8) - 2013
- 480 (293-480-12) - 2018
- 474 (316-474-7) - 2011
- 458 (290-458-16) - 2014

**Pass Completions**

- 403 (403-586-14) - 2012
- 363 (363-519-8) - 2013
- 316 (316-474-7) - 2011
- 293 (293-480-12) - 2018
- 290 (290-458-16) - 2014

**Passing Yards**

- 5120 (403-586-14) - 2012
- 4313 (363-519-8) - 2013
- 3564 (293-480-12) - 2018
- 3522 (316-474-7) - 2011
- 3510 (290-458-16) - 2014

**Passing TD's**

- 44 - 2012
- 37 - 2013
- 33 - 2011
- 31 - 2016
- 30 - 2014

**Passes Had Intercepted**

- 16 - (290-458-16) - 2014
- 14 - (245-420-14) - 2021
- 14 - (193-350-14) - 2017
- 14 - (403-586-14) - 2012
- 13 - (242-416-13) - 2010

**Pass Completion PCT**

- 69.9 (363-519-8) - 2013
- 68.8 (403-586-14) - 2012
- 66.7 (316-474-7) - 2011
- 63.3 (290-458-16) - 2014
- 61.0 (293-480-12) - 2018
- 58.8 (220-374-6) - 2016

**Average Yards/Pass**

- 8.7 (403-586-14) - 2012
- 8.3 (363-519-8) - 2013
- 8.1 (2220-374-6) - 2016
- 7.7 (290-458-16) - 2014
- 7.5 (144-268-7) - 2009

**Average Yards/Completion**

- 13.9 (144-268-7) - 2009
- 13.8 (2220-374-6) - 2016
- 12.7 (403-586-14) - 2012
- 12.5 (237-421-7) - 2022
- 12.4 (204-361-11) - 2023**

**Passing Yards/Game**

- 393.8 (13 games) - 2012
- 359.4 (12 games) - 2013
- 297.0 (12 games) - 2018
- 292.5 (12 games) - 2014
- 270.9 (13 games) - 2013

**TOTAL OFFENSE**

**Total Offense Yards**

- 7127 (1055-7127) - 2012
- 6228 (920-6228) - 2013
- 5708 (964-5708) - 2011
- 5601 (874-5601) - 2016
- 5303 (823-5303) - 2014

**Total Offense/Game**

- 548.2 (13 games) - 2012
- 519.0 (12 games) - 2013
- 441.9 (12 games) - 2014
- 439.1 (13 games) - 2011
- 433.9 (12 games) - 2016

**Total Offense/Play**

- 6.77 (920-6228) - 2013
- 6.76 (1055-7127) - 2012
- 6.44 (823-5303) - 2014
- 6.40 (874-5601) - 2016
- 5.96 (737-4390) - 2009
- 5.92 (964-5708) - 2011

**All Purpose Yards**

- 8629 - 2012
- 7425 - 2013
- 7222 - 2011
- 6762 - 2016
- 6105 - 2014

**All Purpose Yards/Game**

- 663.8 - 2012
- 618.8 - 2013
- 555.5 - 2011
- 547.9 - 2009
- 540.1 - 2010

**SCORING**

**Total Points Scored**

- 587 - 2012
- 508 - 2014
- 477 - 2011
- 456 - 2016
- 392 - 2014

**Touchdowns Scored**

- 79 - 2012
- 67 - 2013
- 62 - 2011
- 60 - 2016
- 54 - 2014

**EXTRA POINTS**

**PAT Kicks Made**

- 75 (75-75) - 2012
- 65 (65-66) - 2013
- 57 (57-59) - 2011
- 56 (52-56) - 2016
- 50 (50-52) - 2014
- 50 (50-51) - 2009

**PAT Kicks Attempted**

- 75 (75-75) - 2012
- 66 (65-66) - 2013
- 59 (57-59) - 2011
- 56 (52-56) - 2016
- 52 (50-52) - 2014

**PAT Kick PCT**

- 100.0 (75-75) - 2012
- 100.0 (36-36) - 2023**
- 100.0 (28-28) - 2022
- 100.0 (27-27) - 2017
- 100.0 (18-18) - 2019
- 98.5 (65-66) - 2013

**FIELD GOALS**

**Field Goals Made**

- 20 (20-26) - 2021
- 15 (15-20) - 2017
- 15 (15-20) - 2019
- 14 (14-21) - 2023**
- 14 (14-18) - 2018
- 14 (14-21) - 2011

**Field Goals Attempted**

- 26 (20-26) - 2021
- 21 (14-21) - 2023**
- 21 (14-21) - 2011
- 20 (15-20) - 2017
- 20 (15-20) - 2018
- 20 (13-20) - 2013

**Field Goal PCT**

- 83.3 (12-14) - 2016
- 83.3 (10-12) - 2012
- 78.0 (14-18) - 2018
- 77.0 (20-26) - 2021
- 75.0 (15-20) - 2017
- 75.0 (15-20) - 2019

**PUNTING**

**Punt Yards**

- 2897 - 2009
- 2876 - 2022
- 2803 - 2011
- 2683 - 2017
- 2644 - 2019

**Punt Attempts**

- 68 - 2017
- 68 - 2019
- 67 - 2022
- 66 - 2023**
- 65 - 2009

**Average Yards/Punt**

- 44.5 - 2009
- 44.4 - 2011
- 42.9 - 2022
- 42.9 - 2012
- 41.9 - 2014

**PUNT RETURNS**

**Punt Return Yards**

- 348 - 2010
- 290 - 2021
- 246 - 2011
- 210 - 2017
- 204 - 2016

**Punt Returns**

- 28 - 2010
- 25 - 2021
- 25 - 2017
- 24 - 2011
- 22 - 2016

**Punt Return TD's**

- 2 - 2011
- 1 - 2018
- 1 - 2014
- 1 - 2013
- 1 - 2012
- 1 - 2010

**Average Yards/Punt Return**

- 12.9 - 2018
- 12.4 - 2010
- 11.6 - 2021
- 11.3 - 2013
- 10.2 - 2011
- 9.3 - 2016
- 9.3 - 2014

**KICK RETURNS**

**Kick Return Yards**

- 1252 - 2012
- 1154 - 2011
- 1094 - 2010
- 1032 - 2013
- 951 - 2015

**Kick Returns**

- 63 - 2011
- 62 - 2012
- 48 - 2013
- 46 - 2009
- 45 - 2015

**Kick Return TD's**

- 3 - 2017
- 2 - 2021
- 1 - 2010

**Average Yards/Kick Return**

- 25.6 - 2017
- 24.8 - 2010
- 24.8 - 2019
- 23.4 - 2021
- 22.0 - 2016

**INTERCEPTION RETURNS**

**Interception Return Yards**

- 275 - 2023**
- 217 - 2009
- 200 - 2018
- 132 - 2019
- 119 - 2021

# Passing Records

## 300-Yard Passing Games (42)

Date	Name	Opponent	Yards
September 22, 2012	Taylor Heinicke	New Hampshire	730
November 9, 2013	Taylor Heinicke	Idaho	533
December 1, 2012	Taylor Heinicke	Coastal Carolina	497
September 22, 2018	Blake LaRussa	Virginia Tech	495
September 1, 2012	Taylor Heinicke	Duquesne	492
September 15, 2012	Taylor Heinicke	Campbell	486
October 25, 2014	Taylor Heinicke	WKU	471
October 5, 2013	Taylor Heinicke	Liberty	450
September 20, 2014	Taylor Heinicke	Rice	430
December 8, 2012	Taylor Heinicke	Georgia Southern	421
November 16, 2016	David Washington	Florida Atlantic	416
September 25, 2010	Thomas DeMarco	Monmouth	407
September 14, 2013	Taylor Heinicke	Howard	406
October 6, 2018	Blake LaRussa	Florida Atlantic	390
November 7, 2015	David Washington	UTSA	378
October 27, 2012	Taylor Heinicke	Delaware	375
November 5, 2011	Taylor Heinicke	Richmond	373
October 17, 2015	David Washington	Charlotte	365
September 28, 2013	Taylor Heinicke	Albany	365
September 21, 2013	Taylor Heinicke	The Citadel	363
September 26, 2014	Taylor Heinicke	Middle Tennessee	362
September 29, 2012	Taylor Heinicke	Richmond	360
October 15, 2011	Taylor Heinicke	Towson	360
November 17, 2012	Taylor Heinicke	James Madison	357
November 3, 2012	Taylor Heinicke	Georgia State	351
November 16, 2013	Taylor Heinicke	Campbell	341
December 3, 2011	Taylor Heinicke	Georgia Southern	341
August 31, 2013	Taylor Heinicke	East Carolina	338
September 4, 2010	Thomas DeMarco	Jacksonville	334
October 27, 2018	Blake LaRussa	Middle Tennessee	333
November 27, 2021	Hayden Wolff	Charlotte	328
October 16, 2021	Hayden Wolff	WKU	327
October 20, 2018	Blake LaRussa	WKU	327
October 9, 2010	Thomas DeMarco	Cal Poly	327
October 26, 2013	Taylor Heinicke	Norfolk State	325
November 23, 2019	Hayden Wolff	Middle Tennessee	321
November 8, 2014	Taylor Heinicke	FIU	315
November 24, 2018	Blake LaRussa	Rice	312
October 19, 2013	Taylor Heinicke	Pittsburgh	312
September 3, 2011	Thomas DeMarco	Campbell	310
November 15, 2014	Taylor Heinicke	Louisiana Tech	302
November 10, 2018	Blake LaRussa	North Texas	301

## Career 300 Yard Passing Games

- Taylor Heinicke - 26
- Blake LaRussa - 6
- Thomas DeMarco - 4
- David Washington - 3
- Hayden Wolff - 3



David Washington



Blake LaRussa



Hayden Wolff



Taylor Heinicke



Thomas DeMarco



# Team Season Records (Cont.)

**Interceptions**

- 1. 15 - 2012  
15 - 2009  
15 - 2011
- 4. 12 - 2022
- 5. **11 - 2023**  
11 - 2016

**Interception Return TD's**

- 1. **2 - 2023**
- 2. 1 - 2022  
1 - 2021  
1 - 2018  
1 - 2016  
1 - 2010  
1 - 2009

**FUMBLE RETURNS**

**Fumble Return Yards**

- 1. **164 - 2023**
- 2. 76 - 2016
- 3. 63 - 2015
- 4. 56 - 2017
- 5. 35 - 2022

**Fumble Returns**

- 1. **10 - 2023**
- 2. 6 - 2016
- 3. 4 - 2010  
4 - 2015
- 5. 2 - 2011  
2 - 2013

**Fumble Return TD's**

- 1. **1 - 2023**  
1 - 2022  
1 - 2021  
1 - 2016  
1 - 2014  
1 - 2011  
1 - 2009  
1 - 2015

**DEFENSE**

**Total Tackles**

- 1. **1161 - 2023**
- 2. 1063 - 2021
- 3. 1048 - 2011
- 4. 1034 - 2022
- 5. 1008 - 2012

**Unassisted Tackles**

- 1. 549 - 2011
- 2. 516 - 2014
- 3. 488 - 2016
- 4. 487 - 2009
- 5. 485 - 2012

**Assisted Tackles**

- 1. **748 - 2023**
- 2. 588 - 2021
- 3. 576 - 2022
- 4. 564 - 2010
- 5. 528 - 2015

**Tackles For Loss**

- 1. 98.0 - 2012
- 2. 92.0 - 2011
- 3. 87.0 - 2010
- 4. **79.0 - 2023**  
79.0 - 2016  
79.0 - 2017

**Yards From Tackles For Loss**

- 1. 418 - 2012
- 2. 413 - 2011
- 3. **348 - 2023**
- 4. 346 - 2010
- 5. 341 - 2016

**Quarterback Sacks**

- 1. 38 - 2012
- 2. 36 - 2011
- 3. 34 - 2016
- 4. 32 - 2022
- 5. 31 - 2017

**Yards From Sacks**

- 1. 283 - 2012
- 2. 242 - 2016
- 3. 239 - 2011
- 4. 212 - 2022
- 5. 217 - 2010

**Fumbles Forced**

- 1. 19 - 2011
- 2. 18 - 2014
- 3. 15 - 2010
- 4. 14 - 2016

**Fumbles Recovered**

- 1. 15 - 2010  
15 - 2009
- 3. 14 - 2014
- 4. 12 - 2016  
12 - 2011

**Pass Breakups**

- 1. 54 - 2018
- 2. 53 - 2015
- 3. **51 - 2023**
- 4. 50 - 2009
- 5. 47 - 2021

**Blocked Kicks**

- 1. 11 - 2011
- 2. 7 - 2009
- 3. 6 - 2021
- 4. 5 - 2010  
5 - 2013



Ray Lawry



Colby Goodwyn

# Individual Game Records

**Most carries**

- 1. 31 - Ray Lawry; Norfolk St.; 9/12/2015
- 2. 30 - Thomas DeMarco; N.C. Central; 11/7/2009
- 3. 29 - D. Williams; Campbell; 10/17/2009
- 29 - Ray Lawry; at Marshall; 9/10/3/2015
- 5. 28 - Blake Watson; at FIU; 11/6/2021
- 28 - Ray Lawry; at EMU; 9/5/2015
- 28 - Tyree Lee; William and Mary; 11/10/2012
- 8. 27 - Kesean Strong; at WKU; 10/20/2018
- 27 - Ray Lawry; WKU; 10/20/2017
- 27 - Ray Lawry; Marshall; 11/5/2016

**Most net yards rushing**

- 1. 259 - Blake Watson; at Coastal Carolina; 10/15/2022
- 2. 236 - Kadarius Calloway; at Marshall; 9/30/2023
- 3. 224 - Thomas DeMarco; N.C. Central; 11/7/2009
- 4. 223 - Ray Lawry; at EMU; 9/5/2015
- 5. 215 - Ray Lawry; at Norfolk St.; 9/12/2015
- 6. 213 - Ray Lawry; at FAU; 11/29/2014
- 7. 209 - Ray Lawry; Marshall; 11/5/2016
- 8. 202 - Jeremy Cox; FAU; 10/7/2017
- 9. 194 - Ray Lawry; FIU; 11/26/2016
- 10. 184 - Colby Goodwyn; at Georgia State; 9/10/2011

**Highest average gain per rush (10 carries)**

- 1. 21.5 - Kadarius Calloway; at Marshall; 9/30/2023
- 2. 13.6 - Blake Watson; at Coastal Carolina; 10/15/2022
- 3. 13.1 - Thomas DeMarco; Georgetown; 10/31/2009
- 4. 11.4 - Elijah Davis; at FIU; 11/6/2021
- 5. 9.2 - Jeremy Cox; FAU; 10/7/2017
- 6. 9.0 - Ray Lawry; at UTEP; 10/11/2014
- 7. 8.8 - Ray Lawry; at FIU; 11/11/2017
- 8. 8.6 - Kesean Strong; Norfolk St.; 9/12/2015
- 9. 8.5 - Ray Lawry; at FAU; 11/29/2014
- 10. 8.2 - Ray Lawry; Marshall; 10/4/2014

**Most rushing TDs scored**

- 1. 4 - Ray Lawry; at EMU; 9/5/2015
- 4 - Ray Lawry; at WKU; 10/25/2014
- 4 - Thomas DeMarco; N.C. Central; 11/7/2009
- 4. 3 - Kadarius Calloway; at Marshall; 9/30/2023
- 3 - Blake Watson; at Coastal Carolina; 10/15/2022
- 3 - D.J. Mack; Hampton; 9/11/2021
- 3 - Matt Geiger; VMI; 11/17/2018
- 3 - Kesean Strong; at FAU; 10/6/2018
- 3 - Ray Lawry; WKU; 10/20/2017
- 3 - Ray Lawry; FIU; 11/26/2016
- 3 - Jeremy Cox; at Charlotte; 10/1/2016
- 3 - Ray Lawry; at NC State; 9/6/2014
- 3 - Angus Harper; at William and Mary; 11/12/2011
- 3 - Colby Goodwyn; at University of Idaho; 11/9/2013
- 3 - Colby Goodwyn; ALBANY; 9/28/2013
- 3 - Taylor Heinicke; DELAWARE; 10/27/2012
- 3 - Thomas DeMarco; at VMI; 11/21/2009
- 3 - Thomas DeMarco; Georgetown; 10/31/2009
- 3 - Thomas DeMarco; Virginia Union; 9/12/2009

**Longest rush from scrimmage**

- 1. 81 - Gerard Johnson; at North Carolina; 11/23/2013
- 2. 79 - Grant Wilson; WKU; 12/18/2023**
- 3. 75 - Kadarius Calloway; at Marshall; 9/30/2023
- 75 - Jeremy Cox; FAU; 10/7/2017
- 75 - Zach Pascal; at FIU; 10/24/2015
- 6. 70 - Kadarius Calloway; at Marshall; 9/30/2023
- 70 - Cam Boyd; Rhode Island; 11/2/2013
- 8. 69 - Kadarius Calloway; at Marshall; 9/30/2023
- 9. 68 - Ray Lawry; at FAU; 11/29/2014
- 10. 67 - Blake Watson; at Coastal Carolina; 10/15/2022
- 67 - Jeremy Cox; Southern Miss; 11/12/16

**Most passes attempted**

- 1. 79 - Taylor Heinicke; New Hampshire; 9/22/2012
- 2. 65 - Hayden Wolff; at MTSU; 11/23/2019
- 3. 63 - Taylor Heinicke; Duquesne; 9/1/2012
- 4. 57 - Thomas DeMarco; Cal Poly; 10/9/2010
- 5. 56 - Taylor Heinicke; at University of Idaho; 11/9/2013
- 6. 54 - Blake LaRussa; at Rice; 11/24/2018
- 54 - Blake LaRussa; Marshall; 10/13/2018
- 8. 52 - Taylor Heinicke; at PITT; 10/19/2013

- 52 - Taylor Heinicke; Liberty; 10/5/2013
- 10. 51 - Blake LaRussa; at FAU; 10/6/2018
- 51 - Taylor Heinicke; at East Carolina; 8/31/2013

**Most passes completed**

- 1. 55 - Taylor Heinicke; New Hampshire; 9/22/2012
- 2. 41 - Taylor Heinicke; Duquesne; 9/1/2012
- 3. 40 - Taylor Heinicke; at University of Idaho; 11/9/2013
- 4. 39 - Hayden Wolff; at MTSU; 11/23/2019
- 39 - Blake LaRussa; at FAU; 10/6/2018
- 39 - Taylor Heinicke; Liberty; 10/5/2013
- 7. 38 - Taylor Heinicke; at East Carolina; 8/31/2013
- 8. 36 - Taylor Heinicke; DELAWARE; 10/27/2012
- 9. 35 - Taylor Heinicke; at NC State; 9/6/2014
- 35 - Taylor Heinicke; The Citadel; 9/21/2013

**Highest percentage passes completed (10 attempts)**

- 1. 84.8 - Taylor Heinicke; ALBANY; 9/28/2013
- 2. 83.3 - Taylor Heinicke; The Citadel; 9/21/2013
- 3. 81.2 - Taylor Heinicke; at Rhode Island; 10/8/2011
- 4. 80.0 - Taylor Heinicke; Rhode Island; 11/2/2013
- 80.0 - Taylor Heinicke; DELAWARE; 10/27/2012
- 6. 79.3 - Taylor Heinicke; Campbell; 11/16/2013
- 7. 78.8 - Thomas DeMarco; at CAMPBELL; 9/11/2010
- 8. 76.9 - Taylor Heinicke; at W&M; 11/12/2011
- 9. 76.5 - Blake LaRussa; at FAU; 10/6/2018
- 10. 76.3 - Thomas DeMarco; CAMPBELL; 9/3/2011

**Passing Yards**

- 1. 730 - Taylor Heinicke; New Hampshire; 9/22/2012
- 2. 533 - Taylor Heinicke; Idaho; 11/9/2013
- 3. 497 - Taylor Heinicke; Coastal Carolina; 12/1/2012
- 4. 495 - Blake LaRussa; VT; 9/22/2018
- 5. 492 - Taylor Heinicke; Duquesne; 9/1/2012
- 6. 486 - Taylor Heinicke; Campbell; 9/15/2012
- 7. 471 - Taylor Heinicke; at WKU; 10/25/2014
- 8. 450 - Taylor Heinicke; Liberty; 10/5/2013
- 9. 430 - Taylor Heinicke; at Rice; 9/20/2014
- 10. 421 - Taylor Heinicke; Georgia Southern; 12/8/2012

**Most passing yards gained per attempt (10 attempts)**

- 1. 16.8 - Taylor Heinicke; Campbell; 9/15/2012
- 2. 15.2 - Thomas DeMarco; Savannah State; 11/6/2010
- 3. 15.0 - Taylor Heinicke; Howard; 9/14/2013
- 4. 13.0 - Grant Wilson; Louisiana; 9/9/2023**
- 5. 12.0 - David Washington; at UTEP; 10/29/2016
- 6. 11.6 - David Washington; at FAU; 11/19/2016
- 7. 11.8 - Taylor Heinicke; at WKU; 10/25/2014
- 11.8 - Taylor Heinicke; Campbell; 11/16/2013
- 9. 11.3 - Taylor Heinicke; Coastal Carolina; 12/1/2012
- 10. 11.1 - Taylor Heinicke; ALBANY; 9/28/2013

**Most passing yards gained per completion (5 completions)**

- 1. 24.8 - Thomas DeMarco; Savannah State; 11/6/2010
- 2. 23.1 - Taylor Heinicke; Campbell; 9/15/2012
- 3. 20.3 - Taylor Heinicke; Howard; 9/14/2013
- 4. 19.0 - Grant Wilson; Louisiana; 9/9/2023**
- 5. 18.7 - David Washington; at UTEP; 1-29/2016
- 18.7 - David Washington; Hampton; 9/4/2016
- 7. 18.3 - David Washington; at Charlotte; 10/1/2016
- 8. 18.1 - Thomas DeMarco; Campbell; 10/17/2009
- 9. 17.4 - Taylor Heinicke; at WKU; 10/25/2014
- 10. 17.1 - David Washington; vs. EMU; 12/23/2016

**Most touchdown passes**

- 1. 7 - Taylor Heinicke; Campbell; 9/15/2012
- 2. 6 - Taylor Heinicke; Rhode Island; 11/2/2013
- 6 - Taylor Heinicke; Coastal Carolina; 12/1/2012
- 4. 5 - David Washington; at FAU; 11/19/2016
- 5 - Taylor Heinicke; at Rice; 9/20/2014
- 5 - Taylor Heinicke; at Georgia Southern; 12/3/2011
- 5 - Taylor Heinicke; Norfolk State; 11/26/2011
- 5 - Taylor Heinicke; New Hampshire; 9/22/2012
- 9. 4. Grant Wilson; Louisiana; 9/9/2023**
- 4 - Blake LaRussa; VT; 9/22/2018
- 4 - David Washington; Hampton; 9/4/2016
- 4 - David Washington; Charlotte; 10/17/2015
- 4 - Taylor Heinicke; Middle Tennessee; 9/26/2014
- 4 - Taylor Heinicke; at University of Idaho; 11/9/2013

- 4 - Taylor Heinicke; Howard; 9/14/2013
- 4 - Taylor Heinicke; William and Mary; 11/10/2012
- 4 - Taylor Heinicke; at James Madison; 11/17/2012
- 4 - Taylor Heinicke; Duquesne; 9/1/2012
- 4 - Thomas DeMarco; Cal Poly; 10/9/2010
- 4 - Thomas DeMarco; at CAMPBELL; 9/11/2010
- 4 - Thomas DeMarco; at Monmouth; 9/25/2010

**Most passes had intercepted**

- 1. 4 - Taylor Heinicke; LA Tech; 11/22/2014
- 4 - Steven Williams; FAU; 10/7/2017
- 3. 3 - Grant Wilson; TX A&M CC; 9/23/2023**
- 3 - Blake LaRussa; Middle Tennessee; 10/27/2018
- 3 - Taylor Heinicke; Middle Tennessee; 9/26/2014
- 3 - Taylor Heinicke; at Maryland; 9/7/2013
- 3 - Taylor Heinicke; at Georgia State; 11/3/2012
- 3 - Taylor Heinicke; Duquesne; 9/1/2012
- 3 - Thomas DeMarco; Jacksonville; 9/4/2010

**Highest passing efficiency rating (10 attempts)**

- 1. 285.9 - Taylor Heinicke; Campbell; 9/15/2012
- 2. 249.3 - Taylor Heinicke; Howard; 9/14/2013
- 3. 240.2 - Thomas DeMarco; Savannah State; 11/6/2010
- 4. 223.6 - Taylor Heinicke; Massachusetts; 10/1/2011
- 5. 228.8 - David Washington vs. EMU; 12/23/2016
- 6. 215.1 - David Washington at FAU; 11/19/2016
- 7. 214.9 - Thomas DeMarco; Campbell; 10/17/2009
- 8. 212.6 - Taylor Heinicke; Coastal Carolina; 12/1/2012
- 9. 212.2 - Taylor Heinicke; Campbell; 11/16/2013
- 10. 206.9 - Taylor Heinicke; Rhode Island; 11/2/2013

**Longest pass completion**

- 1. 93 - Taylor Heinicke; TOWSON; 10/15/2011
- 2. 84 - David Washington; at FAU; 11/19/2016
- 84 - Taylor Heinicke; Campbell; 9/15/2012
- 4. 83 - Blake LaRussa; FIU; 9/8/2018
- 5. 78 - Grant Wilson; at Southern Miss; 10/7/2023**
- 6. 77 - Hayden Wolff; A-State; 9/24/2022
- 77 - David Washington; at UTEP; 10/29/2016
- 8. 76 - Taylor Heinicke; Howard; 9/14/2013
- 9. 75 - Taylor Heinicke; Duquesne; 9/1/2012
- 10. 74 - Taylor Heinicke; FIU; 11/8/2014
- 74 - Taylor Heinicke; Campbell; 11/16/2013
- 74 - Taylor Heinicke; Georgia Southern; 12/8/2012

**Most passes caught**

- 1. 14 - Aaron Moore; at MTSU; 11/23/2019
- 2. 13 - Ali Jennings; WKU; 10/16/2021
- 3. 12 - Zach Pascal; UTEP; 11/14/2015
- 12 - Antonio Vaughan; New Hampshire; 9/22/2012
- 12 - Nick Mayers; New Hampshire; 9/22/2012
- 12 - Reid Evans; RICHMOND; 11/5/2011
- 7. 11 - Zach Pascal; Charlotte; 10/17/15
- 11 - Antonio Vaughan; The Citadel; 9/21/2013
- 11 - Nick Mayers; DELAWARE; 10/27/2012
- 10. 10 - Isiah Paige; at JMU; 10/28/2023**
- 10 - Travis Fulgham; MTSU; 10/27/2018
- 10 - Travis Fulgham; at FAU; 10/6/2018
- 10 - Zach Pascal; at UTSA; 11/7/2015
- 10 - Antonio Vaughan; at James Madison; 11/17/2012
- 10 - Nick Mayers; Georgia Southern; 12/8/2012

**Most yards receiving**

- 1. 271 - Nick Mayers; New Hampshire; 9/22/2012
- 2. 252 - Ali Jennings; Charlotte; 11/27/2021
- 3. 231 - Zach Pascal; Charlotte; 10/17/15
- 4. 220 - Antonio Vaughan; at WKU; 10/25/2014
- 5. 215 - Travis Fulgham; MTSU; 10/27/2018
- 6. 200 - Ali Jennings; at ECU; 9/10/2022
- 7. 197 - Kelby Williams; TX A&M CC; 9/23/2023**
- 8. 194 - Aaron Moore; at MTSU; 11/23/2019
- 9. 188 - Travis Fulgham; VT; 9/22/2018
- 10. 178 - Zach Pascal; at FAU; 11/19/2016

**Highest average gain per reception (3 receptions)**

- 1. 55.3 - Javon Harvey; Wake Forest; 9/16/2023
- 2. 50.0 - Jonathan Duhart; FIU; 9/8/2018
- 3. 41.3 - Javon Harvey; at GSU; 10/29/2022
- 4. 36.7 - Antonio Vaughan; at WKU; 10/25/2014
- 5. 35.0 - Ali Jennings; A-State; 9/24/2022.10. 30.3 - Chris



# Individual Game Records (Cont.)

- 6. 33.2 - Javon Harvey; at App State; 11/19/2022
- 7. 34.3 - Antonio Vaughan; at University of Idaho; 11/9/2013
- 8. 32.7 - Nick Mayers; N.C. Central; 11/7/2009
- 9. 31.0 - Jonathan Duhart; at UTEP; 10/29/2016
- 10. 30.7 - Angus Harper; Campbell; 9/15/2012

**Most TD receptions**

- 1. 3 - Ali Jennings; at ECU; 9/10/2022
- 3 - Ali Jennings; Charlotte; 11/27/2021
- 3 - Jonathan Duhart; VT; 9/22/2018
- 3 - Jonathan Duhart; at FAU; 11/19/2016
- 3 - Zach Pascal; FAU; 11/28/2015
- 3 - Zach Pascal; Charlotte; 10/17/2015
- 3 - Antonio Vaughan; Middle Tennessee; 9/26/2014
- 3 - Antonio Vaughan; Campbell; 11/16/2013
- 3 - Blair Roberts; Campbell; 9/15/2012
- 3 - Larry Pinkard; Coastal Carolina; 12/1/2012
- 3 - Nick Mayers; New Hampshire; 9/22/2012

**Longest pass reception**

- 1. 93 - Nick Mayers; TOWSON; 10/15/2011
- 2. 84 - Jeremy Cox; at FAU; 11/19/2016
- 84 - Angus Harper; Campbell; 9/15/2012
- 4. 83 - Jonathan Duhart; 9/8/2018
- 5. 78 - Kelby Williams; at Southern Miss; 10/7/2023**
- 6. 77 - Ali Jennings; A-State; 9/24/2022
- 77 - Jonathan Duhart; at UTEP; 10/29/2016
- 8. 76 - Antonio Vaughan; Howard; 9/14/2013
- 9. 75 - Nick Mayers; Duquesne; 9/1/2012
- 10. 74 - Antonio Vaughan; FIU; 11/8/2014
- 74 - Antonio Vaughan; Georgia Southern; 12/8/2012
- 74 - Larry Pinkard; Campbell; 11/16/2013

**Most total offense plays**

- 1. 90 - Taylor Heinicke; New Hampshire; 9/22/2012
- 2. 74 - Taylor Heinicke; Duquesne; 9/1/2012
- 3. 73 - Thomas DeMarco; Cal Poly; 10/9/2010
- 4. 65 - Hayden Wolff; at MTSU; 11/23/2019
- 65 - Taylor Heinicke; Idaho; 11/9/2013
- 6. 64 - Taylor Heinicke; Liberty; 10/5/2013
- 7. 62 - Taylor Heinicke; at East Carolina; 8/31/2013
- 8. 59 - Thomas DeMarco; at Delaware; 9/24/2011
- 9. 58 - Shuler Bentley; FAU; 11/28/2015
- 10. 57 - Blake LaRussa; 9/22/2018
- 57 - Taylor Heinicke; at PITT; 10/19/2013
- 57 - Thomas DeMarco; at Monmouth; 9/25/2010

**Most total offense yards gained**

- 1. 791 - Taylor Heinicke; New Hampshire; 9/22/2012
- 2. 553 - Taylor Heinicke; at Idaho; 11/9/2013
- 3. 542 - Taylor Heinicke; Coastal Carolina; 12/1/2012
- 4. 530 - Taylor Heinicke; Duquesne; 9/1/2012
- 5. 527 - Taylor Heinicke; Campbell; 9/15/2012
- 6. 501 - Blake LaRussa; VT; 9/22/2018
- 7. 482 - Taylor Heinicke; Liberty; 10/5/2013
- 8. 475 - Taylor Heinicke; at WKU; 10/25/2014
- 9. 469 - Taylor Heinicke; Georgia Southern; 12/8/2012
- 10. 466 - Taylor Heinicke; at Rice; 9/20/2014

**Highest average gain per play (20 plays)**

- 1. 14.2 - Taylor Heinicke; Campbell; 9/15/2012
- 2. 13.7 - Taylor Heinicke; Howard; 9/14/2013
- 3. 11.4 - Thomas DeMarco; Savannah State; 11/6/2010
- 4. 10.9 - David Washington; at FAU; 11/19/2016
- 5. 10.8 - Taylor Heinicke; at WKU; 10/25/2014
- 6. 10.6 - Taylor Heinicke; Coastal Carolina; 12/1/2012
- 7. 10.4 - Taylor Heinicke; Campbell; 11/16/2013
- 8. 10.1 - Thomas DeMarco; Georgetown; 10/31/2009
- 10.1 - Taylor Heinicke; ALBANY; 9/28/2013
- 10. 9.3 - David Washington; Hampton; 9/4/2016

**Most all-purpose yards gained**

- 1. 356 - Colby Goodwyn; Cal Poly; 10/9/2010
- 2. 317 - Antonio Vaughan; New Hampshire; 9/22/2012
- 3. 303 - Zach Pascal; Charlotte; 10/17/2015
- 4. 300 - Isaiah Harper; at WKU; 10/20/2018
- 5. 272 - Nick Mayers; New Hampshire; 9/22/2012
- 6. 265 - Isaiah Harper; at North Texas; 10/28/2017
- 7. 249 - Isaiah Harper; UNC; 9/16/2017

- 8. 239 - Ray Lawry; at FAU; 11/29/2014
- 9. 224 - Thomas DeMarco; N.C. Central; 11/7/2009
- 10. 223 - Ray Lawry; at EMU; 9/5/2015

**Most all-purpose attempts**

- 1. 33 - Ray Lawry; at Marshall; 10/3/2015
- 2. 32 - Tyree Lee; William and Mary; 11/10/2012
- 3. 31 - Ray Lawry; Norfolk St.; 9/12/2015
- 4. 30 - Colby Goodwyn; Hampton; 9/17/2011
- 30 - Thomas DeMarco; N.C. Central; 11/7/2009
- 6. 29 - Blake Watson; at FIU; 11/6/2021
- 29 - Ray Lawry; WKU; 10/20/2017
- 29 - D. Williams; Campbell; 10/17/2009
- 9. 28 - Ray Lawry; at WKU; 10/31/2015
- 28 - Ray Lawry; at EMU; 9/5/2015
- 28 - Ray Lawry; at FAU; 11/29/2014
- 28 - Jeremy Cox; at UMass; 9/9/2017

**Most points scored**

- 1. 24 - Kesean Strong; at FAU; 10/6/2018
- 24 - Ray Lawry; at EMU; 9/5/2015
- 24 - Ray Lawry; at WKU; 10/25/2014
- 24 - Thomas DeMarco; N.C. Central; 11/7/2009
- 5. 20 - Nick Mayers; New Hampshire; 9/22/2012

**Most touchdowns scored**

- 1. 4 - Kesean Strong; at FAU; 10/6/2018
- 4 - Ray Lawry; at EMU; 9/5/2015
- 4 - Ray Lawry; at WKU; 10/25/2014
- 4 - Thomas DeMarco; N.C. Central; 11/7/2009
- 5. 3 - Blake Watson; at Coastal Carolina; 10/15/2022
- 3 - Ali Jennings; at ECU; 9/10/2022
- 3 - D.J. Mack; Hampton; 9/11/2021
- 3 - Matt Geiger; VMI; 11/17/2018
- 3 - Jonathan Duhart; VT; 9/22/2018
- 3 - Ray Lawry; at FIU; 11/11/2017
- 3 - Ray Lawry; WKU; 10/20/2017
- 3 - Ray Lawry; FIU; 11/26/2016
- 3 - Jonathan Duhart; at FAU; 11/19/2016
- 3 - Jeremy Cox; at Charlotte; 10/1/2016
- 3 - Zach Pascal; FAU; 11/28/2015
- 3 - Zach Pascal; Charlotte; 10/17/2015
- 3 - Antonio Vaughan; Middle Tenn.; 9/26/2014
- 3 - Ray Lawry; NC State; 9/6/2014
- 3 - Antonio Vaughan; Campbell; 11/16/2013
- 3 - Angus Harper; at William and Mary; 11/12/2011
- 3 - Blair Roberts; Campbell; 9/15/2012
- 3 - Colby Goodwyn; at University of Idaho; 11/9/2013
- 3 - Colby Goodwyn; ALBANY; 9/28/2013
- 3 - Larry Pinkard; Coastal Carolina; 12/1/2012
- 3 - Nick Mayers; New Hampshire; 9/22/2012
- 3 - Taylor Heinicke; DELAWARE; 10/27/2012
- 3 - Thomas DeMarco; at VMI; 11/21/2009
- 3 - Thomas DeMarco; Georgetown; 10/31/2009
- 3 - Thomas DeMarco; Virginia Union; 9/12/2009

**Most extra points made by kicking**

- 1. 11 - Nick Rice; VMI; 11/17/2018
- 2. 10 - Jarod Brown; Howard; 9/14/2013
- 10 - Jarod Brown; Campbell; 9/15/2012
- 4. 9 - Jarod Brown; ALBANY; 9/28/2013
- 9 - Jarod Brown; Coastal Carolina; 12/1/2012
- 6. 8 - Nick Rice; Charlotte; 11/27/2021
- 8 - Jarod Brown; Rhode Island; 11/2/2013
- 8 - Jarod Brown; at University of Idaho; 11/9/2013
- 9. 7 - Brad Davis; Charlotte 10/1/2016
- 7 - Drew Hareza; Virginia Union; 9/12/2009
- 7 - Jarod Brown; Duquesne; 9/1/2012

**Most extra points attempted by kicking**

- 1. 11 - Nick Rice; VMI; 11/17/2018
- 2. 10 - Jarod Brown; Howard; 9/14/2013
- 10 - Jarod Brown; Campbell; 9/15/2012
- 4. 9 - Jarod Brown; ALBANY; 9/28/2013
- 9 - Jarod Brown; Coastal Carolina; 12/1/2012
- 6. 8 - Nick Rice; Charlotte; 11/27/2021
- 8 - Jarod Brown; Rhode Island; 11/2/2013
- 8 - Jarod Brown; at University of Idaho; 11/9/2013
- 9. 7 - Brad Davis; Southern Miss; 11/12/2016

- 7 - Brad Davis; Charlotte; 10/1/2016
- 7 - Drew Hareza; Virginia Union; 9/12/2009
- 7 - Jarod Brown; The Citadel; 9/21/2013
- 7 - Jarod Brown; at Georgia Southern; 12/3/2011
- 7 - Jarod Brown; Duquesne; 9/1/2012

**Most points scored by kicking**

- 1. 18 - Drew Hareza; Chowan; 9/5/2009
- 2. 16 - Nick Rice; Hampton; 9/11/2021
- 16 - Jarod Brown; Howard; 9/14/2013
- 4. 15 - Jarod Brown; at N.C. Central; 11/20/2010
- 5. 13 - Nick Rice; at FIU; 11/11/2017
- 13 - Jarod Brown; Duquesne; 9/1/2012
- 7. 12 - Nick Rice; at North Texas; 10/28/2017
- 12 - Brad Davis; UMass; 10/7/2016
- 12 - Jarod Brown; ALBANY; 9/28/2013
- 12 - Jarod Brown; New Hampshire; 9/22/2012

**Most field goals attempted**

- 1. 7 - Drew Hareza; Chowan; 9/5/2009
- 2. 5 - Jarod Brown; at N.C. Central; 11/20/2010
- 5 - Ethan Sanchez; Georgia Southern; 10/22/2022
- 4. 4 - Nick Rice; FAU; 11/13/2021
- 4 - Nick Rice; Hampton; 9/11/2021
- 4 - Chris Kirtley; Charlotte; 10/17/15
- 4 - Jarod Brown; at Norfolk State; 10/26/2013
- 4 - Jarod Brown; James Madison; 10/29/2011
- 9. 3 - Nick Rice; LA Tech; 10/30/2021
- 3 - Nick Rice; UTSA; 11/9/2019
- 3 - Nick Rice; at FIU; 11/11/2017
- 3 - Nick Rice; Charlotte; 11/4/2017
- 3 - Nick Rice; at North Texas; 10/28/2017
- 3 - Nick Rice; Rice; 11/18/2017
- 3 - Brad Davis; at FAU; 11/19/2016
- 3 - Brad Davis; UMass; 10/7/2016
- 3 - Jarod Brown; at PITT; 10/19/2013
- 3 - Jarod Brown; RICHMOND; 11/5/2011
- 3 - Jarod Brown; Georgia State; 10/23/2010
- 3 - Jarod Brown; Duquesne; 9/1/2012

**Most field goals made**

- 1. 5 - Drew Hareza; Chowan; 9/5/2009
- 2. 4 - Nick Rice; Hampton; 9/11/2021
- 4 - Jarod Brown; at N.C. Central; 11/20/2010
- 4. 3 - Ethan Sanchez; Georgia Southern; 10/22/2022
- 3 - Nick Rice; FAU; 11/13/2021
- 3 - Nick Rice; LA Tech; 10/30/2021
- 3 - Nick Rice; UTSA; 11/9/2019
- 3 - Nick Rice; at FIU; 11/11/2017
- 3 - Nick Rice; at North Texas; 10/28/2017
- 3 - Brad Davis; UMass; 10/7/2016
- 3 - Chris Kirtley; at UTSA 11/7/2015
- 3 - Chris Kirtley; Charlotte; 10/17/2015
- 3 - Jarod Brown; James Madison; 10/29/2011

**Longest field goal made**

- 1. 54 - Jarod Brown; at PITT; 10/19/2013
- 2. 52 - Jarod Brown; The Citadel; 9/21/2013
- 3. 51 - Jarod Brown; Duquesne; 9/1/2012
- 51 - Jarod Brown; at Georgia State; 9/10/2011
- 5. 50 - Nick Rice; at FIU; 11/6/2021
- 6. 49 - Ethan Sanchez; Wake Forest; 9/16/2023**
- 7. 48 - Nick Rice; North Texas; 11/10/2018
- 48 - Nick Rice; at Liberty; 9/1/2018
- 48 - Nick Rice; UNC; 9/16/2017
- 48 - Drew Hareza; Chowan; 9/5/2009
- 48 - Jarod Brown; at N.C. Central; 11/20/2010

**Most punts**

- 1. 10 - Bailey Cate; at Virginia Tech; 9/23/2017
- 10 - Jonathan Plisico; at Fordham University; 10/3/2009
- 3. 9 - Jonathan Plisico; at Georgia State; 9/10/2011
- 4. 8 - Ethan Duane; at UVA; 9/17/2022
- 8 - Ethan Duane; at ECU; 9/10/2022
- 8 - Ethan Duane; Virginia Tech; 9/2/2022
- 8 - Ethan Duane; at Liberty; 9/18/2021

# Individual Game Records

- 8 - Bailey Cate; at Marshall; 10/12/2019
- 8 - Bailey Cate; at Marshall; 10/14/2017
- 8 - Bailey Cate; UNC; 9/16/2017
- 8 - Bailey Cate; Southern Miss; 11/12/16
- 8 - Jonathan Plisco; Gardner-Webb; 10/2/2010
- 8 - Satchel Ziffer; NC State; 9/19/2015
- 8 - Satchel Ziffer; UTEP; 11/14/2015

**Longest Punt**

- 1. 76 - Jonathan Plisco; Campbell; 10/17/2009
- 2. 75 - Jonathan Plisco; W&M; 11/10/2012
- 3. 70 - Bailey Cate; at NC State; 9/17/2016
- 4. 68 - Bailey Cate; FAU; 10/7/17
- 5. 66 - Taylor Heinicke; EMU; 9/13/2014
- 6. 65 - Bailey Cate; Albany; 9/2/2017
- 7. 64 - Ian Brandt; WKU; 12/18/2023**
- 64 - Jonathan Plisco; at Hampton; 10/30/2010
- 64 - Taylor Heinicke; Norfolk State; 11/26/2011
- 64 - Satchel Ziffer; Charlotte; 10/17/2015

**Longest punt return**

- 1. 74 - Isaiah Harper; VMI; 11/17/2018
- 2. 70 - Antonio Vaughan; W&M; 11/10/2012
- 3. 64 - Aaron Evans; Liberty; 10/5/2013
- 4. 46 - Antonio Vaughan; EMU; 9/13/2014
- 5. 40 - Monty Smalley; at N.C. Central; 11/20/2010
- 6. 39 - Isaiah Harper; Hampton; 9/4/2016
- 39 - Monty Smalley; at CAMPBELL; 9/11/2010
- 8. 37 - Isiah Paige; Louisiana Tech; 10/30/2021
- 9. 36 - Darrell Brown; Hampton; 9/4/2016
- 36 - Blair Roberts; at Georgia State; 9/10/2011

**Longest kick return**

- 1. 100 - LaMareon James; Tulsa; 12/20/2021
- 100 - LaMareon James; LA Tech; 10/30/2021
- 100 - Isaiah Harper; UNC; 9/16/2017
- 4. 98 - Isaiah Harper; at North Texas; 10/28/2017
- 5. 97 - Isaiah Harper; at North Texas; 10/28/2017
- 6. 92 - Aaron Evans; Savannah State; 11/6/2010
- 7. 89 - Colby Goodwyn; Cal Poly; 10/9/2010
- 8. 83 - Antonio Vaughan; New Hampshire; 9/22/2012
- 9. 76 - Aaron Evans; Howard; 9/14/2013
- 76 - Mario Crawford; Chowan; 9/5/2009

**Longest interception return**

- 1. 89 - Joe Joe Headen; Charlotte; 11/27/2021
- 2. 77 - A.T. Aoelua; at Savannah State Univ; 10/24/2009
- 3. 75 - Sean Carter; at ECU; 9/29/2018
- 4. 66 - LaMareon James; Wake Forest; 9/16/2023
- 5. 52 - Fellonte Misher; at Southern Miss; 11/21/2015
- 6. 46 - Shawn Asbury; at JMU; 10/28/2023
- 7. 40 - Tahj Ra-El; WKU; 12/18/2023
- 40 - Nolan Johnson; Georgia State; 11/25/2023
- 9. 39 - Deeve Harris; at FIU; 11/6/2021
- 10. 37 - Justin Noye; VMI; 11/17/2018
- 37 - Devon Simmons; at Hampton; 10/30/2010

**Longest fumble return**

- 1. 80 - LaMareon James; Wake Forest; 9/16/2023
- 2. 55 - Wayne Matthews; at Marshall; 9/30/2023
- 3. 33 - Martez Simpson; at Southern Miss; 11/21/2015
- 4. 28 - Joe Joe Headen; at FIU; 11/11/2017
- 28 - TJ Ricks; Charlotte; 10/17/2015
- 6. 25 - Markus Knight; 12/18/2023**
- 25 - Robert Kennedy; at ECU; 9/10/2022
- 25 - Fellonte Misher; at WKU; 10/25/2014
- 25 - Richie Staton; Howard; 9/14/2013
- 10. 23 - TJ Ricks; Southern Miss; 11/12/16

**Most punt returns**

- 1. 5 - Isiah Paige; Georgia State; 11/23/2023**
- 5 - Reid Evans; CAMPBELL; 9/3/2011
- 3. 4 - Reymello Murphy; TX A&M CC; 9/23/2023
- 4 - Monty Smalley; Savannah State; 11/6/2010
- 4 - Monty Smalley; at N.C. Central; 11/20/2010
- 4 - Monty Smalley; Gardner-Webb; 10/2/2010
- 4 - Reid Evans; Virginia Union; 9/12/2009

**Most punt return yards**

- 1. 90 - Isiah Harper; VMI; 11/17/2018
- 2. 75 - Antonio Vaughan; William and Mary; 11/10/2012
- 3. 74 - Monty Smalley; at N.C. Central; 11/20/2010
- 4. 70 - Antonio Vaughan; EMU; 9/13/2014
- 5. 68 - Monty Smalley; at CAMPBELL; 9/11/2010
- 6. 64 - Aaron Evans; Liberty; 10/5/2013
- 7. 62 - Darrell Brown; Hampton; 9/4/2016
- 8. 59 - Monty Smalley; Gardner-Webb; 10/2/2010
- 9. 54 - Isiah Paige; Georgia State; 11/23/2023**
- 10. 46 - Isiah Paige; Buffalo; 9/25/2021

**Highest average gain per punt return (2 returns)**

- 1. 45.0 - Isiah Harper; VMI; 11/17/2018
- 2. 35.0 - Antonio Vaughan; EMU; 9/13/2014
- 3. 25.0 - Antonio Vaughan; William and Mary; 11/10/2012
- 4. 22.7 - Monty Smalley; at CAMPBELL; 9/11/2010
- 5. 21.0 - Darrell Brown; Hampton; 9/4/2016
- 6. 18.5 - Monty Smalley; at N.C. Central; 11/20/2010
- 7. 14.8 - Monty Smalley; Gardner-Webb; 10/2/2010
- 8. 13.6 - Roger Cray; at Wake Forest; 9/3/2021
- 9. 12.0 - Darrell Brown; WKU; 10/20/2017
- 10. 11.5 - Reid Evans; James Madison; 10/29/2011

**Most kick returns**

- 1. 9 - Colby Goodwyn; Cal Poly; 10/9/2010
- 2. 6 - Isiah Harper; UNC; 9/16/2017
- 6 - Cam Boyd; FIU; 11/8/2014
- 6 - Aaron Evans; at Maryland; 9/7/2013
- 6 - Aaron Evans; Georgia Southern; 12/8/2012
- 6 - D. Williams; at Fordham University; 10/3/2009

**Most kick return yards**

- 1. 333 - Colby Goodwyn; Cal Poly; 10/9/2010
- 2. 235 - Isiah Harper; at North Texas; 10/28/2017
- 3. 194 - Isiah Harper; UNC; 9/16/2017
- 4. 174 - Antonio Vaughan; UNH; 9/22/2012
- 5. 166 - Blake Watson; at Marshall; 10/12/2019
- 6. 149 - Aaron Evans; Howard; 9/14/2013
- 7. 140 - Kesean Strong; 11/28/2015
- 8. 136 - Isiah Harper; at WKU; 10/20/2018
- 9. 134 - LaMareon James; Tulsa; 12/20/2021
- 10. 130 - Marques Little; WKU; 10/31/2015

**Highest average gain per kick return (2 returns)**

- 1. 58.75 - Isiah Harper; at North Texas; 10/28/2017
- 2. 56.0 - Aaron Evans; Savannah State; 11/6/2010
- 3. 55.3 - Blake Watson; at Marshall; 10/12/2019
- 4. 49.5 - Mario Crawford; Chowan; 9/5/2009
- 5. 44.6 - LaMareon James; Tulsa; 12/20/2021
- 6. 43.0 - Colby Goodwyn; Jacksonville; 9/4/2010
- 7. 37.2 - Aaron Evans; Howard; 9/14/2013
- 8. 37.0 - Colby Goodwyn; Cal Poly; 10/9/2010
- 9. 34.8 - Antonio Vaughan; UNH; 9/22/2012
- 10. 34.0 - Aaron Evans; at James Madison; 11/17/2012

**Most fumble return yards**

- 1. 80 - LaMareon James; Wake Forest; 9/16/2023
- 2. 55 - Wayne Matthews; at Marshall; 9/30/2023
- 3. 33 - Martez Simpson; at Southern Miss; 11/21/2015
- 4. 28 - Joe Joe Headen; at FIU; 11/11/2017
- 28 - TJ Ricks; Charlotte; 10/17/2015
- 6. 25 - Markus Knight; 12/18/2023**
- 25 - Robert Kennedy; at ECU; 9/10/2022
- 25 - Richie Staton; Howard; 9/14/2013
- 9. 23 - TJ Ricks; Southern Miss; 11/12/2016
- 10. 22 - Sean Carter; at North Texas; 10/28/2017

**Most interceptions**

- 1. 2 - Christian Byrum; Marshall; 10/4/2014
- 2 - Eriq Lewis; at William and Mary; 11/12/2011

**Most interception return yards**

- 1. 89 - Joe Joe Headen; Charlotte; 11/27/2021
- 2. 77 - A.T. Aoelua; at Savannah State; 10/24/2009
- 3. 66 - LaMareon James; Wake Forest; 9/16/2023
- 4. 52 - Fellonte Misher; at Southern Miss; 11/21/2015
- 5. 46 - Shawn Asbury; at JMU; 10/28/2023
- 6. 40 - Tahj Ra-El; WKU; 12/18/2023
- 7. 39 - Deeve Harris; at FIU; 11/6/2021
- 8. 37 - Justin Noye; VMI; 11/17/2018

- 37 - Devon Simmons; at Hampton; 10/30/2010
- 10. 36 - Craig Wilkins; Chowan; 9/5/2009

**Most tackles**

- 1. 22 - Jason Henderson; Coastal Carolina; 11/4/2023**
- 22 - Jason Henderson; Georgia Southern; 10/22/2022**
- 3. 21 - Jason Henderson; A-State; 9/24/2022
- 4. 19 - Jason Henderson; Marshall; 11/5/2022
- 5. 18 - TJ Ricks; Charlotte; 10/17/2015
- 18 - Jason Henderson; Virginia Tech; 9/2/2022
- 18 - Jason Henderson; James Madison; 11/12/2022
- 18 - Jason Henderson; at South Alabama; 11/26/2022
- 9. 17 - Jason Henderson; App State; 10/21/2023**
- 17 - Jason Henderson; at Southern Miss; 10/7/2023**
- 17 - Jason Henderson; TX A&M CC; 9/23/2023**
- 17 - Jason Henderson; at Georgia State; 10/29/2022
- 17 - Anthony Wilson; Southern Miss; 11/12/2016
- 17 - Craig Wilkins; Hampton; 9/17/2011

**Most quarterback sacks**

- 1. 3.0 - Anthony Wilson; App State; 9/10/2016
- 2. 2.5 - Alex Arain; Coastal Carolina; 12/1/2012
- 2.5 - Ronnie Cameron; TOWSON; 10/15/2011
- 4. 2.0 - Oshane Ximines; VMI; 11/17/2018
- 2.0 - Oshane Ximines; VT; 9/22/2018
- 2.0 - Oshane Ximines; VT; 9/22/2018
- 2.0 - Oshane Ximines; FIU; 9/8/2018
- 2.0 - Miles Fox; at UMass; 9/9/2017
- 2.0 - Bunmi Rotimi; Albany; 9/2/2017
- 2.0 - Bunmi Rotimi; Southern Miss; 11/12/2016
- 2.0 - Daniel Appouh; Hampton; 9/4/2016
- 2.0 - Chris Burnette; Campbell; 9/15/2012
- 2.0 - Edmon McClam; Hampton; 9/17/2011
- 2.0 - J.J. Williams; TOWSON; 10/15/2011
- 2.0 - Reggie Owens; Villanova; 10/13/2012
- 2.0 - Ronnie Cameron; at Georgia State; 9/10/2011

**Most tackles for loss**

- 1. 4.5 - Alex Arain; Coastal Carolina; 12/1/2012
- 2. 4.0 - Chad King; at Jacksonville; 9/19/2009
- 3. 3.5 - Ryan Henry; A-State; 9/24/2022
- 3.5 - Keion White; at FIU; 11/2/19
- 3.5 - Keion White; at UVA; 9/21/2019
- 3.5 - Daniel Appouh; Hampton; 9/4/2016
- 3.5 - Craig Wilkins; at Rhode Island; 10/8/2011
- 3.5 - Eriq Lewis; at East Carolina; 8/31/2013
- 3.5 - Ronnie Cameron; at N.C. Central; 11/20/2010
- 3.5 - Ronnie Cameron; TOWSON; 10/15/2011

**Most fumbles forced**

- 1. 2 - Oshane Ximines; VMI; 11/17/2018
- 2 - Oshane Ximines; FIU; 9/8/2018
- 2 - Oshane Ximines; WKU; 10/20/2017
- 2 - TJ Ricks; Southern Miss; 11/12/2016
- 2 - Chris Burnette; at Hampton; 9/8/2012
- 2 - Edmon McClam; Hampton; 9/17/2011

**Most fumbles recovered**

- 1. 2 - TJ Ricks; Southern Miss; 11/12/2016
- 2 - Marvin Branch; Hampton; 9/4/2016
- 2 - Isiah Worthy; Hampton; 8/30/2014
- 2 - Craig Wilkins; Georgia State; 10/23/2010

**Most pass breakups**

- 1. 5 - Brandon Addison; Marshall; 11/5/2016
- 2. 4 - Tobias Harris; at UVA; 9/17/2022
- 4 - Kaleb Ford-Dement; at UVA; 9/21/2019
- 4 - Justice Davila; UTSA; 9/24/2016

**Most blocked kicks**

- 1. 3 - Edmon McClam; Chowan; 9/5/2009



# Rushing Records

**100-Yard Rushing Games (62)**

<b>Date</b>	<b>Name</b>	<b>Opponent</b>	<b>Yards</b>
October 15, 2022	Blake Watson	Coastal Carolina	259
September 30, 2023	Kadarius Calloway	Marshall	236
November 7, 2009	Thomas DeMarco	North Carolina Central	224
September 5, 2015	Ray Lawry	Eastern Michigan	223
September 12, 2015	Ray Lawry	Norfolk State	217
November 29, 2014	Ray Lawry	Florida Atlantic	213
November 5, 2016	Ray Lawry	Marshall	209
October 7, 2017	Jeremy Cox	FAU	202
November 26, 2016	Ray Lawry	FIU	194
September 10, 2011	Colby Goodwyn	Georgia State	184
October 9, 2021	Blake Watson	Marshall	168
November 11, 2017	Ray Lawry	FIU	168
October 20, 2017	Ray Lawry	WKU	166
November 10, 2012	Tyree Lee	William & Mary	166
November 13, 2021	Blake Watson	Florida Atlantic	163
October 7, 2016	Jeremy Cox	Massachusetts	162
October 17, 2015	Ray Lawry	FIU	162
October 3, 2015	Ray Lawry	Marshall	160
November 6, 2021	Blake Watson	FIU	158
October 25, 2014	Ray Lawry	WKU	148
October 17, 2009	Desmond Williams	Campbell	145
October 31, 2009	Desmond Williams	Georgetown	144
November 23, 2013	Gerard Johnson	UNC	143
November 8, 2014	Ray Lawry	FIU	142
October 4, 2014	Ray Lawry	Marshall	142
September 3, 2021	Jon-Luke Peaker	Hampton	141
August 30, 2014	Gerard Johnson	Hampton	137
October 31, 2015	Ray Lawry	WKU	136
September 19, 2009	Thomas DeMarco	Jacksonville	136
December 23, 2016	Ray Lawry	Eastern Michigan	133 (Popeyes Bahamas Bowl)
October 29, 2016	Ray Lawry	UTEP	131
September 22, 2018	Jeremy Cox	No. 13 Virginia Tech	130
October 27, 2012	Tyree Lee	Delaware	128
December 18, 2023	Grant Wilson	WKU	126
November 3, 2012	Tyree Lee	Georgia State	126
October 20, 2018	Kesean Strong	WKU	125
September 10, 2016	Ray Lawry	Appalachian State	119
November 2, 2013	Cam Boyd	Rhode Island	119
November 19, 2016	Ray Lawry	Florida Atlantic	117
October 11, 2014	Ray Lawry	UTEP	117
September 17, 2011	Angus Harper	Hampton	115
November 6, 2021	Elijah Davis	FIU	114
September 1, 2012	Tyree Lee	Duquesne	113
October 31, 2009	Thomas DeMarco	Georgetown	113
November 18, 2017	Ray Lawry	Rice	110
September 4, 2016	Ray Lawry	Hampton	110
September 3, 2021	Elijah Davis	Hampton	109
October 28, 2017	Jeremy Cox	North Texas	109
October 30, 2021	Blake Watson	Louisiana Tech	108
October 27, 2018	Kesean Strong	Middle Tennessee	108
October 10, 2009	Thomas DeMarco	Presbyterian	108
October 22, 2022	Blake Watson	Georgia Southern	108
November 27, 2021	Blake Watson	Charlotte	106
November 12, 2011	Angus Harper	William and Mary	106
September 5, 2009	Jamar Parham	Chowan	105
September 8, 2023	Keshawn Wicks	Louisiana	104
October 28, 2023	Kadarius Calloway	James Madison	104
October 16, 2021	Blake Watson	WKU	104
September 24, 2016	Jeremy Cox	UTSA	103
November 7, 2015	Ray Lawry	UTSA	103
October 24, 2009	Mario Crawford	Savannah State	102
October 26, 2013	Gerard Johnson	Norfolk State	101

**Career 100 Yard Rushing Games**

- Ray Lawry - 21
- Blake Watson - 8
- Jeremy Cox - 5
- Thomas DeMarco - 4
- Tyree Lee - 4
- Kadarius Calloway - 2
- Elijah Davis - 2
- Angus Harper - 2
- Kesean Strong - 2
- Desmond Williams - 2
- Cam Boyd - 1
- Mario Crawford - 1
- Colby Goodwyn - 1
- Jamar Parham - 1
- Jon-Luke Peaker - 1
- Keshawn Wicks - 1
- Grant Wilson - 1

# Team Game Records

## Most carries

- 59 - Norfolk St; 9/12/2015
- 58 - VMI; 11/17/2018
- 54 - Hampton; 9/11/2021
- 54 - at Georgia State; 9/10/2011
- 53 - at VMI; 11/21/2009
- 53 - Virginia Union; 9/12/2009
- 52 - at Richmond; 9/29/2012
- 51 - FIU; 11/26/2016
- 50 - Marshall; 11/5/2016
- 50 - Georgetown; 10/31/2009

## Most net yards rushing

- 358 - Hampton; 9/11/2021
- 340 - Georgetown; 10/31/2009
- 339 - at Marshall; 9/30/2023**
- 339 - VMI; 11/17/2018
- 338 - Norfolk St; 9/12/2015
- 323 - at Coastal Carolina; 10/15/2022
- 312 - FIU; 11/26/2016
- 297 - at FIU; 10/24/2015
- 285 - Rhode Island; 11/2/2013
- 282 - at Georgia State; 9/10/2011

## Highest average gain per rush (20 rushes)

- 10.9 - at Marshall; 9/30/2023**
- 10.3 - at Coastal Carolina; 10/15/2022
- 9.0 - at FIU; 10/24/2015
- 7.3 - at Georgia Southern; 12/3/2011
- 6.9 - FAU; 10/7/2017
- 6.8 - Georgetown; 10/31/2009
- 6.7 - at William and Mary; 11/12/2011
- 6.6 - Hampton; 9/11/2021
- 6.6 - Campbell; 9/15/2012
- 6.3 - N.C. Central; 11/7/2009
- 6.3 - Rhode Island; 11/2/2013

## Most rushing TDs scored

- 7 - VMI; 11/17/2018
- 7 - ALBANY; 9/28/2013
- 5 - N.C. Central; 11/7/2009
- 5 - Virginia Union; 9/12/2009
- 5 - Hampton; 9/17/2011
- 5 - The Citadel; 9/21/2013
- 7.4 - at Marshall; 9/30/2023**
- 4 - at Coastal Carolina; 10/15/2022
- 4 - Hampton; 9/11/2021
- 4 - FIU; 11/26/2016
- 4 - at EMU; 9/5/2015
- 4 - at WKU; 10/25/2014
- 4 - at Georgia State; 11/3/2012
- 4 - Savannah State; 11/6/2010
- 4 - at University of Idaho; 11/9/2013
- 4 - at William and Mary; 11/12/2011
- 4 - at VMI; 11/21/2009
- 4 - DELAWARE; 10/27/2012
- 4 - Howard; 9/14/2013
- 4 - at Richmond; 9/29/2012

## Most passes attempted

- 79 - New Hampshire; 9/22/2012
- 66 - at MTSU; 11/23/2019
- 63 - Duquesne; 9/1/2012
- 57 - Cal Poly; 10/9/2010
- 56 - at University of Idaho; 11/9/2013
- 54 - Marshall; 10/13/2018
- 53 - at PITT; 10/19/2013
- 52 - at East Carolina; 8/31/2013
- 52 - Liberty; 10/5/2013
- 51 - at FAU; 10/6/2018

## Most passes completed

- 55 - New Hampshire; 9/22/2012
- 41 - Duquesne; 9/1/2012
- 40 - at University of Idaho; 11/9/2013
- 39 - at MTSU; 11/23/2019
- 39 - at FAU; 10/6/2018
- 39 - at East Carolina; 8/31/2013
- 39 - Liberty; 10/5/2013
- 36 - at NC State; 9/6/2014
- 36 - DELAWARE; 10/27/2012
- 35 - The Citadel; 9/21/2013

## Highest percentage passes completed (10 passes)

- 86.5 - ALBANY; 9/28/2013
- 83.3 - The Citadel; 9/21/2013
- 81.2 - at Rhode Island; 10/8/2011
- 80.0 - Rhode Island; 11/2/2013
- 80.0 - DELAWARE; 10/27/2012
- 78.8 - at CAMPBELL; 9/11/2010
- 78.1 - Campbell; 11/16/2013
- 77.5 - at William and Mary; 11/12/2011
- 76.4 - at FAU; 10/6/2018
- 76.2 - at Richmond; 9/29/2012

## Most passing yards

- 730 - New Hampshire; 9/22/2012
- 533 - at University of Idaho; 11/9/2013
- 530 - Campbell; 9/15/2012
- 497 - Coastal Carolina; 12/1/2012
- 495 - VT; 9/22/2018
- 492 - Duquesne; 9/1/2012
- 487 - Howard; 9/14/2013
- 471 - at WKU; 10/25/2014
- 450 - Liberty; 10/5/2013
- 430 - at Rice; 9/20/2014

## Most passing yards gained per attempt (10 attempts)

- 15.1 - Campbell; 9/15/2012
- 13.1 - Campbell; 11/16/2013
- 13.0 - Louisiana; 9/8/2023**
- 12.8 - Howard; 9/14/2013
- 12.0 - at Coastal Carolina; 10/15/2022
- 11.8 - at WKU; 10/25/2014
- 11.6 - at FAU; 11/19/2016
- 11.3 - Coastal Carolina; 12/1/2012
- 11.0 - Savannah State; 11/6/2010
- 10.5 - ALBANY; 9/28/2013

## Most passing yards gained per completion (5 completions)

- 20.4 - Campbell; 9/15/2012
- 19.0 - Louisiana; 9/8/2023**
- 18.1 - Hampton; 9/4/2016
- 18.1 - Campbell; 10/17/2009
- 17.9 - Savannah State; 11/6/2010
- 17.4 - Howard; 9/14/2013
- 16.9 - N.C. Central; 11/7/2009
- 16.8 - Campbell; 11/16/2013
- 16.5 - Virginia Tech; 9/22/2018
- 16.4 - TOWSON; 10/15/2011

## Most touchdown passes

- 7 - Rhode Island; 11/2/2013
- 7 - Campbell; 9/15/2012
- 6 - Coastal Carolina; 12/1/2012
- 6 - Howard; 9/14/2013
- 5 - at FAU; 11/19/2016
- 5 - at Rice; 9/20/2014
- 5 - at Georgia Southern; 12/3/2011
- 5 - Norfolk State; 11/26/2011
- 5 - Massachusetts; 10/1/2011
- 5 - New Hampshire; 9/22/2012

## Most passes had intercepted

- 4 - FAU; 10/7/2017
- 4 - Louisiana Tech; 11/22/2014
- 3 - Texas A&M Commerce; 9/23/2023**
- 3 - Middle Tennessee; 10/27/2018
- 3 - Middle Tennessee; 9/26/2014
- 3 - at Georgia State; 11/3/2012
- 3 - Duquesne; 9/1/2012
- 3 - Jacksonville; 9/4/2010
- 3 - at Maryland; 9/7/2013
- 2 - Hampton; 8/30/2014
- 2 - Massachusetts; 10/1/2011
- 2 - Liberty; 10/5/2013
- 2 - Cal Poly; 10/9/2010
- 2 - at Hampton; 10/30/2010
- 2 - CAMPBELL; 9/3/2011
- 2 - Virginia Union; 9/12/2009
- 2 - Monmouth; 9/26/2009
- 2 - at Richmond; 9/29/2012

## Most total offense plays

- 106 - Duquesne; 9/1/2012
- 106 - New Hampshire; 9/22/2012
- 94 - at Richmond; 9/29/2012
- 92 - Cal Poly; 10/9/2010
- 89 - at Georgia State; 11/3/2012
- 88 - RICHMOND; 11/5/2011
- 87 - at MTSU; 11/23/2019
- 87 - at FAU; 10/6/2018
- 86 - at University of Idaho; 11/9/2013
- 85 - Marshall; 10/13/2018
- 85 - Rhode Island; 11/2/2013
- 85 - William and Mary; 11/10/2012
- 85 - Liberty; 10/5/2013

## Most total offense yards gained

- 824 - New Hampshire; 9/22/2012
- 782 - Campbell; 9/15/2012
- 733 - Howard; 9/14/2013
- 723 - Duquesne; 9/1/2012
- 672 - Coastal Carolina; 12/1/2012
- 643 - at WKU; 10/25/2014
- 633 - Rhode Island; 11/2/2013
- 632 - VT; 9/22/2018
- 623 - Florida Atlantic; 11/19/2016
- 621 - at University of Idaho; 11/9/2013

## Highest average gain per play

- 10.7 - Campbell; 9/15/2012
- 9.8 - Campbell; 11/16/2013
- 9.4 - Howard; 9/14/2013
- 8.8 - Coastal Carolina; 12/1/2012
- 8.7 - at WKU; 10/25/2014
- 8.3 - at Rice; 9/20/2014
- 7.8.0 - at Marshall; 9/30/2023**
- 8.0 - Georgia Southern; 12/8/2012
- 7.9 - at FAU; 11/19/2016
- 7.8 - New Hampshire; 9/22/2012

## Most all-purpose yards gained

- 1027 - New Hampshire; 9/22/2012
- 890 - Campbell; 9/15/2012
- 882 - Howard; 9/14/2013
- 805 - Duquesne; 9/1/2012
- 804 - Cal Poly; 10/9/2010
- 764 - Coastal Carolina; 12/1/2012
- 739 - Rhode Island; 11/2/2013
- 715 - ALBANY; 9/28/2013
- 705 - RICHMOND; 11/5/2011
- 698 - at Richmond; 9/29/2012

## Most all-purpose attempts

- 93 - Duquesne; 9/1/2012
- 92 - New Hampshire; 9/22/2012
- 91 - at Richmond; 9/29/2012
- 84 - ALBANY; 9/28/2013
- 83 - at Georgia State; 11/3/2012
- 82 - Rhode Island; 11/2/2013
- 82 - RICHMOND; 11/5/2011
- 81 - William and Mary; 11/10/2012
- 81 - DELAWARE; 10/27/2012
- 81 - Virginia Union; 9/12/2009

## Most points scored

- 77 - VMI; 11/17/2018
- 76 - Howard; 9/14/2013
- 70 - Campbell; 9/15/2012
- 66 - Rhode Island; 11/2/2013
- 66 - ALBANY; 9/28/2013
- 64 - New Hampshire; 9/22/2012
- 63 - Coastal Carolina; 12/1/2012
- 59 - at University of Idaho; 11/9/2013
- 59 - The Citadel; 9/21/2013
- 57 - Savannah State; 11/6/2010
- 57 - Duquesne; 9/1/2012

## Most touchdowns scored

- 11 - VMI; 11/17/2018
- 10 - Howard; 9/14/2013
- 10 - Campbell; 9/15/2012
- 9 - Coastal Carolina; 12/1/2012
- 9 - Rhode Island; 11/2/2013
- 9 - ALBANY; 9/28/2013



# Team Game Records (Cont.)

**Most touchdowns scored**

1. 11 - VMI; 11/17/2018
2. 10 - Howard; 9/14/2013
  - 10 - Campbell; 9/15/2012
4. 9 - Coastal Carolina; 12/1/2012
  - 9 - Rhode Island; 11/2/2013
  - 9 - ALBANY; 9/28/2013
7. 8 - Charlotte; 11/27/2021
  - 8 - Savannah State; 11/6/2010
  - 8 - at University of Idaho; 11/9/2013
  - 8 - The Citadel; 9/21/2013
  - 8 - New Hampshire; 9/22/2012

**Most punt returns**

1. 6 - CAMPBELL; 9/3/2011
  - 6 - Campbell; 9/15/2012
3. 5 - Hampton; 9/4/2016
  - 5 - Savannah State; 11/6/2010
  - 5 - at Georgia State; 9/10/2011
- 6. 4 - TX A&M CC; 9/23/2023**
  - 4 - FIU; 9/8/2018
  - 4 - UTSA; 9/24/2016
  - 4 - at N.C. Central; 11/20/2010
  - 4 - Gardner-Webb; 10/2/2010
  - 4 - at Savannah State Univ.; 10/24/2009
  - 4 - at Hampton; 10/30/2010
  - 4 - at CAMPBELL; 9/11/2010
  - 4 - Virginia Union; 9/12/2009

**Most punt return yards**

1. 116 - Hampton; 9/4/2016
2. 80 - Liberty; 10/5/2013
3. 77 - at CAMPBELL; 9/11/2010
4. 75 - William and Mary; 11/10/2012
5. 74 - at N.C. Central; 11/20/2010
6. 70 - VMI; 11/17/2018
  - 70 - EMU; 9/13/2014
8. 59 - Gardner-Webb; 10/2/2010
- 9. 54 - Georgia State; 11/23/2023**
  - 54 - at Georgia State; 9/10/2011

**Highest average gain per punt return (2 returns)**

1. 40.0 - Liberty; 10/5/2013
2. 35.0 - EMU; 9/13/2014
3. 25.0 - William and Mary; 11/10/2012
4. 23.3 - VMI; 11/17/2018
5. 23.2 - Hampton; 9/4/2016
6. 19.5 - Hampton; 9/17/2011
7. 19.2 - at CAMPBELL; 9/11/2010
8. 18.5 - at N.C. Central; 11/20/2010
9. 15.5 - Massachusetts; 10/1/2011
10. 14.8 - Gardner-Webb; 10/2/2010

**Most kick returns**

1. 11 - at North Carolina; 11/23/2013
  - 11 - Cal Poly; 10/9/2010
3. 8 - at WKU; 10/20/2018
  - 8 - at North Texas; 10/28/2017
5. 7 - at FAU; 10/6/2018
  - 7 - UNC; UNC; 9/16/2017
  - 7 - Georgia Southern; 12/8/2012
  - 7 - at Fordham University; 10/3/2009
  - 7 - New Hampshire; 9/22/2012
  - 7 - at Delaware; 9/24/2011

**Most kick return yards**

1. 365 - Cal Poly; 10/9/2010
2. 290 - at North Texas; 10/28/2017
3. 215 - at North Carolina; 11/23/2013
4. 203 - UNC; 9/16/2017
5. 198 - New Hampshire; 9/22/2012
6. 182 - Jacksonville; 9/4/2010
7. 166 - at Marshall; 10/12/2019
8. 165 - Chowan; 9/5/2009
9. 163 - at WKU; 10/20/2018
10. 161 - Tulsa; 12/20/2021

**Highest average gain per kick return (2 returns)**

1. 53.3 - at Marshall; 10/12/2019
2. 41.2 - Chowan; 9/5/2009
3. 38.7 - Savannah State; 11/6/2010
4. 37.2 - Howard; 9/14/2013
5. 36.2 - at North Texas; 10/28/2017
6. 33.2 - Cal Poly; 10/9/2010

7. 33.0 - Campbell; 9/15/2012
8. 32.3 - Tulsa; 12/20/2021
9. 31.3 - Hampton; 9/4/2016
10. 30.3 - Jacksonville; 9/4/2010

**Most fumble return yards**

- 1. 80 - Wake Forest; 9/16/2023**
- 2. 55 - at Marshall; 9/30/2023**
3. 30 - Southern Miss; 11/12/16
- 4. 29 - WKU; 12/18/2023**
5. 26 - VMI; 11/13/2010
6. 25 - Howard; 9/14/2013
7. 22 - at North Texas; 10/28/2017

**Most interceptions**

1. 4 - Virginia Tech; 9/2/2022
- 4 - Presbyterian; 10/10/2009
3. 3 - William and Mary; 11/10/2012
- 3 - Chowan; 9/5/2009
- 3 - at Georgia State; 9/10/2011

**Most interception return yards**

1. 103 - at ECU; 9/29/2018
2. 75 - at Savannah State Univ.; 10/24/2009
- 3. 74 - at JMU; 10/28/2023**
- 4. 70 - WKU; 12/18/2023**
- 5. 66 - Wake Forest; 9/16/2023**
6. 56 - Chowan; 9/5/2009
- 7. 53 - Georgia State; 11/25/2023**
8. 52 - at Southern Miss; 11/21/2015
9. 47 - at Georgia State; 9/10/2011
10. 42 - at Hampton; 10/30/2010

**Most tackles**

1. 128 - Charlotte; 10/17/2015
2. 109 - Tulsa; 12/20/2021
- 3. 107 - at Marshall; 9/30/2023**
  - 107 - at Virginia Tech; 9/23/2017
5. 104 - Arkansas State; 9/24/2022
- 6. 103 - Coastal Carolina; 11/4/2023**
7. 101 - FAU; 10/7/17
  - 101 - Massachusetts; 10/1/2011
  - 101 - Villanova; 10/13/2012
- 10. 100 - Georgia State; 11/23/2023**
  - 100 - Georgia Southern; 10/22/2022

**Most quarterback sacks**

1. 8.0 - at UMass; 9/9/2017
2. 7.0 - at Coastal Carolina; 10/15/2022
- 7.0 - A-State; 9/24/2022
- 7.0 - Albany; 9/2/2017
- 5.6.0 - Southern Miss; 11/12/2016
- 6.0 - Hampton; 8/30/2014
- 6.0 - Coastal Carolina; 12/1/2012
- 6.0 - at James Madison; 11/17/2012
- 6.0 - TOWSON; 10/15/2011
10. 5.0 - Massachusetts; 10/1/2011
  - 5.0 - Gardner-Webb; 10/2/2010
  - 5.0 - at Villanova; 10/22/2011
  - 5.0 - at Savannah State Univ.; 10/24/20
  - 5.0 - CAMPBELL; 9/3/2011
  - 5.0 - Chowan; 9/5/2009
  - 5.0 - Campbell; 9/15/2012

**Most tackles for loss**

1. 14.0 - Coastal Carolina; 12/1/2012
2. 13.0 - Arkansas State; 9/24/2022
- 13.0 - at James Madison; 11/17/2012
4. 12.0 - at Coastal Carolina; 10/15/2022
  - 12.0 - at UMass; 9/9/2017
  - 12.0 - Rhode Island; 11/2/2013
  - 12.0 - Gardner-Webb; 10/2/2010
  - 12.0 - TOWSON; 10/15/2011
  - 12.0 - Chowan; 9/5/2009
  - 12.0 - Campbell; 9/15/2012

**Most fumbles forced**

1. 5 - Southern Miss; 11/12/2016
2. 4 - Massachusetts; 10/1/2011
  - 4 - Hampton; 9/17/2011
- 4. 3 - WKU; 12/18/2023**
  - 3 - at UVA; 9/17/2022
  - 3 - Hampton; 8/30/2014
  - 3 - Georgia Southern; 12/8/2012

- 3 - VMI; 11/13/2010
- 3 - Campbell; 10/17/2009
- 3 - at Villanova; 10/22/2011
- 3 - Georgia State; 10/23/2010
- 3 - at Hampton; 9/8/2012

**Most fumbles recovered**

1. 4 - Southern Miss; 11/12/2016
- 4 - Georgia State; 10/23/2010
- 3. 3 - WKU; 12/18/2023**
  - 3 - at UVA; 9/17/2022
  - 3 - Hampton; 9/4/2016
  - 3 - Hampton; 8/30/2014
  - 3 - VMI; 11/13/2010
  - 3 - at Fordham University; 10/3/2009
  - 3 - at Villanova; 10/22/2011
  - 3 - Howard; 9/14/2013

**Most pass breakups**

1. 13 - VMI; 11/17/2018
- 2. 10 - Wake Forest; 9/16/2023**
  - 10 - Georgia State; 10/23/2010
4. 9 - WKU; 10/16/2021
  - 9 - at ECU; 9/29/2018
  - 9 - Southern Miss; 11/21/2015
  - 9 - Massachusetts; 10/1/2011
  - 9 - Presbyterian; 10/10/2009
  - 9. 8 - Virginia Tech; 9/5/2022
  - 8 - FAU; 11/28/2015
  - 8 - Virginia Union; 9/12/2009

**Most blocked kicks**

1. 3 - Chowan; 9/5/2009
2. 2 - Buffalo; 9/25/2021
  - 2 - Campbell; 11/16/2013
  - 2 - Norfolk State; 11/26/2011
  - 2 - at Hampton; 10/30/2010
  - 2 - at Georgia State; 9/10/2011
  - 2 - ALBANY; 9/28/2013



Tim Ward

# Old Dominion FBS Firsts

## FBS Firsts

- First FBS Game** – at East Carolina (8/31/13) - 52-38 Loss
- Bowl Game** - Popeyes Bahamas Bowl (12/23/16) vs. Eastern Michigan - 24-20 Win
- Bowl Win** - Popeyes Bahamas Bowl (12/23/16) over Eastern Michigan, 24-20
- Road Win** – at Idaho, 59-38 (11/9/13)
- Win** – at Idaho, 59-38 (11/9/13)
- Win over a ranked opponent** - No. 13 Virginia Tech, 49-35 (9/22/18)
- FBS Home Game** - Eastern Michigan (9/13/14) - 17-3 Win
- FBS Home Win** - Eastern Michigan, 17-3 (9/13/14)
- Touchdown** – Blair Roberts one-yard Pass from Taylor Heinicke (at ECU – 8/31/13)
- TD Pass** - Blair Roberts one-yard Pass from Taylor Heinicke (at ECU – 8/31/13)
- Rushing TD** – Taylor Heinicke seven yard run (at ECU – 8/31/13)
- Kickoff Return TD** - Isaiah Harper 100 yards (UNC - 9/16/17)
- Points** – Jarod Brown 27-yard field goal (at ECU – 8/31/13)
- Field Goal** - Jarod Brown 27-yard field goal (at ECU – 8/31/13)
- Completion** – Taylor Heinicke to Colby Goodwyn, 30 yards (at ECU – 8/31/13)
- Run** – Taylor Heinicke, six yards (at ECU – 8/31/13)
- Run by a running back** – Colby Goodwyn, four-yard run (at ECU – 8/31/13)
- Tackle** – Andre Simmons (at ECU – 8/31/13)
- Interception** – Caleb Taylor (at Maryland – 9/6/13)
- Sack** – Eriq Lewis (at ECU – 8/31/13)
- First Down** – Taylor Heinicke pass to Colby Goodwyn, 30-yards (at ECU – 8/31/13)
- Rush TD by RB** – Colby Goodwyn 10-yard run (at ECU – 8/31/13)
- First Forced Fumble** – D.J. Simon (at ECU – 8/31/13)
- First Recovered Fumble** – Zach Pascal (at Idaho – 11/9/13)

## Longest Plays

- Pass** – David Washington to Jeremy Cox 84 yards (at FAU - 11/19/16)
- Run** – Gerard Johnson 81 yards (at UNC - 11/23/13) \* School Record
- Kick Return** – Isaiah Harper 100 yards (UNC; 9/16/2017), LaMareon James 100 yards (LA Tech; 10/30/2021), LaMareon James 100 yards (Tulsa 12/20/2021) \* School Record
- Punt Return** – Darrell Brown, 48 yards (Charlotte – 11/30/19)



# Career Records

## Rushing yards

1. 4080 - Ray Lawry (660-4080) - 2014-17
2. 2175 - Jeremy Cox (451-2175) - 2015-18
3. 2144 - Blake Watson (398-2144) - 2018-22
4. 1583 - Colby Goodwyn (340-1583) - 2010-13
5. 1456 - Thomas DeMarco (346-1456) - 2009-11
6. 1320 - Taylor Heinicke (367-1320) - 2011-14
7. 1105 - Mario Crawford (231-1105) - 2009-11
8. 1030 - Elijah Davis (219-1030) - 2018-21
9. 961 - Tyree Lee (195-961) - 2011-12
10. 926 - Kesean Strong (220-926) - 2015-19

## Rushing attempts

1. 660 - Ray Lawry (660-4080) - 2014-17
2. 451 - Jeremy Cox (451-2175) - 2015-18
3. 398 - Blake Watson (398-2144) - 2018-22
4. 367 - Taylor Heinicke (367-1320) - 2011-14
5. 346 - Thomas DeMarco (346-1456) - 2009-11
6. 340 - Colby Goodwyn (340-1583) - 2010-13
7. 231 - Mario Crawford (231-1105) - 2009-11
8. 220 - Kesean Strong (220-926) - 2015-19
9. 219 - Elijah Davis (219-1030) - 2018-21
10. 215 - Angus Harper (215-895) - 2010-12

## Rushing TDs

1. 45 - Ray Lawry - 2014-17
2. 30 - Thomas DeMarco - 2009-11
3. 25 - Colby Goodwyn - 2010-13
4. 23 - Jeremy Cox - 2015-18
5. 22 - Taylor Heinicke - 2011-14
6. 15 - Angus Harper - 2010-12
7. 14 - Blake Watson - 2018-22
- 14 - Kesean Strong - 2015-19
- 14 - Elijah Davis - 2018-21
10. 12 - Mario Crawford - 2009-11

## Average yards/rush (min. 100 attempts)

1. 6.20 - Ray Lawry (660-4080) - 2014-17
2. 5.83 - Cam Boyd (107-624) - 2013-14
3. 5.60 - Gerard Johnson (147-822) - 2013-14
4. 5.38 - Blake Watson (398-2144) - 2018-22
5. 5.08 - D. Williams (126-640) - 2009-10
6. 4.93 - Tyree Lee (195-961) - 2011-12
7. 4.82 - Jeremy Cox (451-2175) - 2015-18

## Rushing yards/game (min. 5 games)

1. 95.0 - Ray Lawry (43 games) - 2014-17
2. 65.0 - Blake Watson (33 games) - 2018-22
3. 60.1 - Tyree Lee (16 games) - 2011-12
4. 55.8 - Jeremy Cox (39 games) - 2015-18
5. 52.6 - Mario Crawford (21 games) - 2009-11
6. 41.6 - Thomas DeMarco (35 games) - 2009-11
7. 40.7 - Angus Harper (22 games) - 2010-12

## Pass attempts

1. 1829 - Taylor Heinicke (1238-1829-39) - 2011-14
2. 816 - Thomas DeMarco (471-816-21) - 2009-11
3. 794 - Hayden Wolff (468-794-16) - 2019-22
4. 549 - David Washington (315-549-8) - 2012-16
5. 484 - Blake LaRussa (301-484-14) - 2016-18
6. 348 - Steven Williams Jr. (190-348-14) - 2017-19
- 7. 312 - Grant Wilson (178-312-8) - 2023**
8. 279 - Shuler Bentley (144-279-6) - 2015-16
9. 176 - Stone Smartt (100-176-6) - 2019
10. 170 - D.J. Mack (87-170-7) - 2021-22

## Pass completions

1. 1238 - Taylor Heinicke (1238-1829-39) - 2011-14
3. 471 - Thomas DeMarco (471-816-21) - 2009-11
2. 468 - Hayden Wolff (468-794-16) - 2019-22
4. 315 - David Washington (315-549-8) - 2012-16
5. 301 - Blake LaRussa (301-484-14) - 2016-18
6. 190 - Steven Williams Jr. (190-348-14) - 2017-19
- 7. 178 - Grant Wilson (178-312-8) - 2023**
8. 144 - Shuler Bentley (144-279-6) - 2015-16
9. 100 - Stone Smartt (100-176-6) - 2019
10. 87 - D.J. Mack (87-170-7) - 2021

## Passing yards

1. 14959 - Taylor Heinicke (1238-1829-39) - 2011-14
2. 5578 - Hayden Wolff (468-794-16) - 2019-22
3. 5732 - Thomas DeMarco (471-816-21) - 2009-11
4. 4250 - David Washington (315-549-8) - 2012-16
5. 3575 - Blake LaRussa (301-484-14) - 2016-18
- 6. 2149 - Grant Wilson (178-312-8) - 2023**
7. 2093 - Steven Williams Jr. (190-348-14) - 2017-19
8. 1498 - Shuler Bentley (144-279-6) - 2015-16
9. 1006 - Stone Smartt (100-176-6) - 2019
10. 880 - D.J. Mack (87-170-7) - 2021

## Passing TDs

1. 132 - Taylor Heinicke - 2011-14
2. 51 - Thomas DeMarco - 2009-11
3. 43 - David Washington - 2012-16
4. 30 - Hayden Wolff - 2019-22
5. 22 - Blake LaRussa - 2016-18
- 6. 17 - Grant Wilson - 2023**
7. 12 - Shuler Bentley - 2015-16
8. 9 - Steven Williams - 2017-19
9. 6 - D.J. Mack - 2021-22
10. 1 - Messiah deWeaver - 2019
- 1 - Stone Smartt - 2019
- 1 - Antonio Vaughan - 2010-14

## Passes had intercepted

1. 39 - Taylor Heinicke (1238-1829-39) - 2011-14
2. 21 - Thomas DeMarco (471-816-21) - 2009-11
3. 16 - Hayden Wolff (468-794-16) - 2019-22
4. 14 - Steven Williams Jr. (188-346-14) - 2017-19
5. 12 - Blake LaRussa (301-484-14) - 2016-18
6. 8 - David Washington (315-549-8) - 2013-16
- 8 - Grant Wilson (178-312-8) - 2023**
8. 7 - D.J. Mack (87-170-7) - 2021-22
9. 6 - Shuler Bentley (144-279-6) - 2015-16
- 6 - Stone Smartt (100-176-6) - 2019

## Pass completion pct (min. 20 attempts)

1. 67.7 - Taylor Heinicke (1238-1829-39) - 2011-14
2. 62.1 - Blake LaRussa (301-484-14) - 2016-18
3. 59.0 - Hayden Wolff (468-794-16) - 2019-22
4. 57.7 - Thomas DeMarco (471-816-21) - 2009-11
5. 57.4 - David Washington (315-549-8) - 2012-16
6. 57.0 - Stone Smartt (100-176-6) - 2019
7. 55.0 - Steven Williams (190-348-14) - 2017-19

## Average yards/pass (min. 20 attempts)

1. 8.2 - Taylor Heinicke (1238-1829-39) - 2011-14
2. 7.7 - David Washington (315-549-8) - 2012-16
3. 7.4 - Blake LaRussa (301-484-14) - 2016-18
4. 7.0 - Thomas DeMarco (471-816-21) - 2009-11
5. 7.0 - Hayden Wolff (468-794-16) - 2019-22
6. 5.9 - Steven Williams (188-346-14) - 2017-18

## Average yards/completion (min. 20 attempts)

1. 13.5 - David Washington (315-549-8) - 2012-16
2. 12.2 - Thomas DeMarco (471-816-21) - 2009-11
3. 12.1 - Taylor Heinicke (1238-1829-39) - 2011-14
4. 11.9 - Hayden Wolff (468-794-16) - 2019-22
5. 11.8 - Blake LaRussa (301-484-14) - 2016-18

## Passing yards/game (min. 5 games)

1. 325.0 - Taylor Heinicke (46 games) - 2011-14
2. 223.1 - Hayden Wolff (23 games) - 2019-22
3. 185.0 - David Washington (23 games) - 2012-16
4. 163.8 - Thomas DeMarco (35 games) - 2009-11
5. 143.0 - Blake LaRussa (25 games) - 2016-18
6. 136.2 - Shuler Bentley (11 games) - 2015-16
7. 136.0 - Steven Williams (15 games) - 2017-19

## Pass reception yards

1. 3267 - Antonio Vaughan (209-2991) - 2010-14
2. 3193 - Zach Pascal (233-3193) - 2013-16
3. 2688 - Nick Mayers (190-2688) - 2009-12
4. 2664 - Jonathan Duhart (183-2664) - 2014-18
5. 2338 - Larry Pinkard (160-2338) - 2010-13
6. 2044 - Travis Fulgham (128-2044) - 2015-18
7. 2025 - Ali Jennings (116-2025) - 2021-22
8. 1811 - Reid Evans (152-1811) - 2009-11

9. 1345 - Blair Roberts (108-1345) - 2011-15
10. 1277 - Prentice Gill (83-1277) - 2010-11

## Pass receptions

1. 233 - Zach Pascal (233-3193) - 2013-16
2. 230 - Antonio Vaughan (230-3267) - 2010-14
3. 190 - Nick Mayers (190-2688) - 2009-12
4. 183 - Jonathan Duhart (183-2664) - 2014-18
5. 160 - Larry Pinkard (160-2338) - 2010-13
6. 152 - Reid Evans (152-1811) - 2009-11
7. 128 - Travis Fulgham (128-2044) - 2014-18
8. 116 - Ali Jennings (116-2025) - 2021-22
9. 108 - Blair Roberts (108-1345) - 2011-15
10. 104 - Melvin Vaughn (104-1051) - 2013-17

## Pass reception TDs

1. 33 - Antonio Vaughan - 2010-14
2. 30 - Nick Mayers - 2009-12
- 30 - Zach Pascal - 2012-16
4. 28 - Jonathan Duhart - 2014-18
5. 25 - Larry Pinkard - 2010-13
6. 18 - Travis Fulgham - 2015-18
7. 14 - Ali Jennings (116-2025) - 2021-22
8. 13 - Blair Roberts - 2011-15
- 13 - Reid Evans - 2009-11
10. 12 - Marquel Thomas - 2009-13
- 12 - Prentice Gill - 2010-11

## Average yards/catch (min. 5 receptions)

1. 18.62 - Carlos Davis (8-149) - 2009
2. 17.70 - James Edwards (10-177) - 2009-10
3. 17.50 - Ali Jennings (116-2025) - 2021-22
4. 16.00 - Travis Fulgham (128-2044) - 2015-18
5. 15.39 - Prentice Gill (83-1277) - 2010-11
6. 14.61 - Larry Pinkard (160-2338) - 2010-13
7. 14.57 - Krik Spellman (7-102) - 2013
8. 14.56 - Jonathan Duhart (183-2664) - 2014-18
9. 14.20 - Antonio Vaughan (230-3267) - 2010-14
10. 14.15 - Nick Mayers (190-2688) - 2009-12

## Receptions/game (min. 5 games)

1. 5.30 - Ali Jennings (22 games) - 2021-22
2. 4.75 - Zach Pascal (49 games) - 2012-16
3. 4.70 - Zack Kuntz (18 games) - 2021-22
4. 4.60 - Antonio Vaughan (50 games) - 2010-14
5. 4.34 - Reid Evans (35 games) - 2009-11
6. 4.32 - Larry Pinkard (37 games) - 2010-13
7. 4.32 - Nick Mayers (44 games) - 2009-12
8. 3.66 - Jonathan Duhart (50 games) - 2014-18
9. 3.46 - Prentice Gill (24 games) - 2010-11
10. 2.72 - Travis Fulgham - (47 games) - 2015-18

## Total offense yards

1. 16,279 - Taylor Heinicke (1659-13235) - 2011-14
2. 7188 - Thomas DeMarco (1162-7188) - 2009-11
3. 5396 - Hayden Wolff (882-5396) - 2019-22
4. 4712 - David Washington (647-4712) - 2013-16
5. 4080 - Ray Lawry (660-4080) - 2014-17
6. 3561 - Blake LaRussa (554-3561) - 2016-18
7. 2403 - Steven Williams (459-2382) - 2017-19
8. 2175 - Jeremy Cox (451-2175) - 2015-18
9. 1583 - Colby Goodwyn (340-1583) - 2010-13
10. 1462 - Shuler Bentley (324-1462) - 2015-16

## TDs responsible for

1. 154 - Taylor Heinicke - 2011-14
2. 81 - Thomas DeMarco - 2009-11
3. 50 - David Washington - 2013-16
4. 48 - Ray Lawry - 2014-17
5. 37 - Antonio Vaughan - 2010-14
6. 31 - Hayden Wolff - 2019-22
- 31 - Zach Pascal - 2012-16
8. 30 - Nick Mayers - 2009-12
9. 28 Jonathan Duhart - 2014-18
10. 26 - Larry Pinkard - 2010-13
- 26 - Colby Goodwyn - 2010-13

## All purpose yards

1. 4576 - Ray Lawry - 2014-17
2. 4469 - Antonio Vaughan - 2010-14

# Career Records

- 3. 4262 - Zach Pascal - 2012-16
- 4. 3883 - Colby Goodwyn - 2010-13
- 5. 3225 - Blake Watson - 2018-22
- 6. 3045 - Nick Mayers - 2009-12
- 7. 2812 - Jeremy Cox - 2015-18
- 8. 2712 - Isaiah Harper - 2015-18
- 9. 2363 - Larry Pinkard - 2010-13
- 10. 2010 - Reid Evans - 2009-11

**All purpose yards/game (min. 5 games)**

- 1. 106.5 - Ray Lawry (43 games) - 2014-17
- 2. 97.7 - Blake Watson (33 games) - 2018-22
- 3. 94.7 - Colby Goodwyn (41 games) - 2010-13
- 4. 89.4 - Antonio Vaughan (50 games) - 2010-13
- 5. 87.0 - Zach Pascal (49 games) - 2012-16
- 6. 81.6 - Tyree Lee (16 games) - 2011-12
- 7. 76.8 - Mario Crawford (21 games) - 2009-11
- 8. 70.3 - Jeremy Cox (40 games) - 2015-18
- 9. 69.2 - Nick Mayers (44 games) - 2009-12
- 10. 63.9 - Larry Pinkard (37 games) - 2010-13

**Total points scored**

- 1. 382 - Jarod Brown (234 PAT, 49 FG) - 2010-13
- 2. 316 - Nick Rice (124 PAT, 64 FG) - 2017-21
- 3. 288 - Ray Lawry (48 TD) - 2014-17
- 4. 222 - Antonio Vaughan (37 TD) - 2010-14
- 5. 186 - Zach Pascal (31 TD) - 2012-16
- 6. 184 - Thomas DeMarco (30 TD, 2 PAT) - 2009-11
- 184 - Nick Mayers (30 TD, 2 PAT) - 2009-12
- 8. 168 - Jonathan Duhart (27 TD)
- 9. 158 - Larry Pinkard (26 TD, 1 PAT) - 2010-13
- 10. 156 - Colby Goodwyn (26 TD) - 2010-13

**Touchdowns scored**

- 1. 48 - Ray Lawry (45 rush, 3 rcv.) - 2014-17
- 2. 37 - Antonio Vaughan (2 rush, 33 rcv, 2 ret) - 2010-13
- 3. 31 - Zach Pascal (30 rcv, 1 rush) - 2012-16
- 4. 30 - Thomas DeMarco (30 rush) - 2009-11
- 30 - Nick Mayers (30 rcv) - 2009-12
- 6. 28 - Jonathan Duhart (26 rcv) - 2014-18
- 7. 26 - Larry Pinkard (25 rcv, 1 ret) - 2010-13
- 26 - Colby Goodwyn (25 rush, 1 ret) - 2010-13
- 9. 23 - Jeremy Cox (22 rush, 1 rcv) - 2015-18
- 10. 22 - Taylor Heinicke (22 rush) - 2011-13

**PAT kicks made**

- 1. 233 - Jarod Brown (233-238) - 2010-13
- 2. 124 - Nick Rice (124-127) - 2017-2021
- 3. 59 - Ethan Sanchez (59-59) - 2022-Present**
- 4. 53 - Drew Hareza (53-54) - 2009-10
- 5. 45 - Brad Davis (45-46) - 2016-19
- 6. 32 - Ricky Segers (32-33) - 2012-15
- 7. 27 - Chris Kirtley (25-27) - 2015-16
- 8. 17 - Satchel Ziffer (17-17) - 2014-15
- 9. 16 - Jarrett Cervi (16-17) - 2014-15
- 10. 2 - Bailey Cate (2-5) - 2016

**PAT kicks attempted**

- 1. 238 - Jarod Brown (233-238) - 2010-13
- 2. 127 - Nick Rice (124-127) - 2017-2021
- 3. 64 - Ethan Sanchez (64-64) - 2022-Present**
- 4. 54 - Drew Hareza (53-54) - 2009-10
- 5. 46 - Brad Davis (45-46) - 2016-19
- 6. 33 - Ricky Segers (32-33) - 2012-2015
- 7. 27 - Chris Kirtley (25-27) - 2015
- 8. 17 - Satchel Ziffer (17-17) - 2014-15
- 9. 13 - Jarrett Cervi (12-13) - 2014-15
- 10. 5 - Bailey Cate (2-5) - 2016-19

**PAT kick pct (min. 5 attempts)**

- 1. 100.0 - Ethan Sanchez (64-64) - 2022-Present**
- 2. 98.1 - Drew Hareza (53-54) - 2009-10
- 3. 97.9 - Jarod Brown (233-238) - 2010-13
- 4. 97.8 - Brad Davis (45-46) - 2016-19
- 5. 97.6 - Nick Rice (124-127) - 2017-2021
- 6. 97.0 - Ricky Segers (32-33) - 2012-2015
- 7. 93.0 - Chris Kirtley (25-27) - 2015-16

**Field goals made**

- 1. 64 - Nick Rice (64-83) - 2017-2021
- 2. 49 - Jarod Brown (49-69) - 2010-13

**3. 24 - Ethan Sanchez (24-33) - 2022-Present**

- 4. 11 - Chris Kirtley (11-14) - 2015-16
- 5. 10 - Brad Davis (10-12) - 2016-19
- 6. 8 - Drew Hareza (8-16) - 2009-10
- 7. 4 - Satchel Ziffer (4-6) - 2014-15
- 8. 3 - Ricky Segers (3-5) - 2012-2015
- 9. 1 - Bailey Cate (1-1) - 2016-189
- 1 - Jarrett Cervi (1-1) - 2014-15

**Field goals attempted**

- 1. 83 - Nick Rice (64-83) - 2017-2021
- 2. 69 - Jarod Brown (49-69) - 2010-13
- 3. 33 - Ethan Sanchez (24-33) - 2022-Present**
- 4. 16 - Drew Hareza (8-16) - 2009-10
- 5. 14 - Chris Kirtley (11-14) - 2015
- 6. 12 - Brad Davis (10-12) - 2016-19
- 7. 6 - Satchel Ziffer (4-6) - 2014-15
- 8. 5 - Ricky Segers (3-5) - 2012-2015
- 9. 1 - Bailey Cate (1-1) - 2016-19
- 1 - Jarrett Cervi (1-1) - 2014-15

**Field goal pct (min. 5 attempts)**

- 1. 83.3 - Brad Davis (10-12) - 2016-19
- 2. 78.6 - Chris Kirtley (11-14) - 2015
- 3. 77.1 - Nick Rice (64-83) - 2017-2021
- 4. 72.7 - Ethan Sanchez (24-33) - 2022-Present**
- 5. 71.0 - Jarod Brown (49-69) - 2010-13
- 6. 60.0 - Ricky Segers (3-5) - 2012-15
- 7. 50.0 - Drew Hareza (8-16) - 2009-10

**Punt yards**

- 1. 9648 - Bailey Cate (245-9648) - 2016-19
- 2. 8298 - Jonathan Plisco (184-8298) - 2009-12
- 3. 7030 - Ethan Duane (171-7030) 2021-23
- 4. 2552 - Satchel Ziffer (63-2552) - 2014-15
- 5. 1785 - Taylor Heinicke (42-1785) - 2011-14
- 6. 1034 - Jarrett Cervi (23-931) - 2014-15
- 7. 688 - Jake Walsh (18-688) - 2013
- 8. 549 - Thomas DeMarco (16-549) - 2009-11
- 9. 258 - Joe Pulisic (7-233) - 2012-15

**Punt attempts**

- 1. 244 - Bailey Cate (245-9648) - 2016-19
- 2. 184 - Jonathan Plisco (184-8298) - 2009-12
- 3. 171 - Ethan Duane (171-7030) 2021-23
- 4. 63 - Satchel Ziffer (63-2552) - 2014-15
- 5. 42 - Taylor Heinicke (33-1371) - 2011-14
- 6. 27 - Jarrett Cervi (27-1034) - 2014-15
- 7. 18 - Jake Walsh (18-688) - 2013
- 8. 16 - Thomas DeMarco (16-549) - 2009-11
- 9. 7 - Joe Pulisic (6-233) - 2012-15

**Average yards/punt (min. 5 attempts)**

- 1. 45.10 - Jonathan Plisco (184-8298) - 2009-12
- 2. 42.50 - Taylor Heinicke (39-1643) - 2011-14
- 3. 41.11 - Ethan Duane (171-7030) - 2021-23
- 4. 40.50 - Satchel Ziffer (63-2552) - 2014-15
- 5. 39.54 - Bailey Cate (244-9648) - 2016-19
- 6. 38.30 - Jarrett Cervi (27-1034) - 2014-15
- 7. 38.22 - Jake Walsh (18-688) - 2013
- 8. 36.9 - Joe Pulisic (6-233) - 2012-15
- 9. 34.31 - Thomas DeMarco (16-549) - 2009-11

**Punt return yards**

- 1. 504 - Darrell Brown (56-504) - 2016-19
- 2. 366 - Monty Smalley (34-366) - 2009-10
- 3. 318 - Isiah Paige (35-318) - 2021-Present**
- 4. 245 - Antonio Vaughan (19-229) - 2010-14
- 5. 199 - Reid Evans (28-199) - 2009-11
- 6. 190 - Isaiah Harper (14-190) - 2015-18
- 7. 97 - Roger Cray (10-97) - 2021
- 8. 76 - Nick Mayers (14-76) - 2009-12
- 9. 70 - Aaron Evans (6-70) - 2010-13
- 10. 56 - Marques Little (18-57) - 2014-17

**Punt returns**

- 1. 56 - Darrell Brown (56-504) - 2016-19
- 2. 35 - Isiah Paige (35-318) - 2021-Present**
- 3. 34 - Monty Smalley (34-366) - 2009-10
- 4. 28 - Reid Evans (28-199) - 2009-11

- 5. 21 - Antonio Vaughan (17-230) - 2010-14
- 6. 19 - Marques Little (19-56) - 2014-17
- 7. 14 - Isaiah Harper (14-190) - 2015-18
- 14 - Nick Mayers (14-76) - 2009-12

**Punt return TDs**

- 1. 2 - Antonio Vaughan - 2010-14
- 1 - Isaiah Harper - 2015-18
- 1 - Blair Roberts - 2011-15
- 1 - Larry Pinkard - 2010-13
- 1 - Colby Goodwyn - 2010-13
- 1 - Aaron Evans - 2010-13

**Average yards/punt return (min. 5 attempts)**

- 1. 13.6 - Isaiah Harper (14-190) - 2015-18
- 2. 11.70 - Antonio Vaughan (18-229) - 2010-14
- 3. 11.67 - Aaron Evans (6-70) - 2010-13
- 4. 10.76 - Monty Smalley (34-366) - 2009-10
- 5. 9.00 - Darrell Brown (56-504) - 2016-19
- 9.00 - Isiah Paige (35-318) - 2021-present**
- 7. 7.11 - Reid Evans (28-199) - 2009-11
- 8. 5.43 - Nick Mayers (14-76) - 2009-12

**Kick return yards**

- 1. 1730 - Colby Goodwyn (74-1730) - 2010-13
- 2. 1693 - Aaron Evans (70-1693) - 2010-13
- 3. 1378 - Isaiah Harper (56-1378) - 2015-18
- 4. 1343 - LaMareon James (57-1343) - 2021-23
- 5. 730 - Zach Pascal (32-730) - 2012-16
- 6. 712 - Antonio Vaughan (38-712) - 2010-14
- 7. 633 - Blake Watson (24-633) - 2018-22
- 8. 489 - Kesean Strong (21-489) - 2015-19
- 9. 478 - Cam Boyd (27-457) - 2013-14
- 10. 256 - Marques Little (14-256) - 2014-17

**Kick returns**

- 1. 74 - Colby Goodwyn (74-1730) - 2010-13
- 2. 70 - Aaron Evans (70-1693) - 2010-13
- 3. 57 - LaMareon James (56-1343) - 2021-23
- 4. 56 - Isaiah Harper (56-1378) - 2015-18
- 5. 38 - Antonio Vaughan (38-712) - 2010-14
- 6. 32 - Zach Pascal (32-730) - 2013-16
- 7. 29 - Cam Boyd (27-457) - 2013-14
- 8. 24 - Blake Watson (24-633) - 2018-22
- 9. 21 - Kesean Strong (21-489) - 2015-19
- 10. 16 - Monty Smalley (16-252) - 2009-10

**Kick return TDs**

- 1. 3 - Isaiah Harper - 2015-18
- 2. 2 - LaMareon James - 2021-23
- 1 - Aaron Evans - 2010-13

**Average yards/kick return (min. 5 attempts)**

- 1. 26.40 - Blake Watson (24-633) 2018-22
- 2. 24.61 - Isaiah Harper (56-1378) - 2015-18
- 3. 24.19 - Aaron Evans (70-1693) - 2010-13
- 4. 23.56 - LaMareon James (57-1343) - 2021-23
- 5. 23.38 - Colby Goodwyn (74-1730) - 2010-13
- 6. 23.30 - Kesean Strong (21-489) - 2015-19
- 7. 22.60 - Mario Crawford (10-226) - 2009-11
- 8. 23.00 - Zach Pascal (32-730) - 2013-16
- 9. 20.43 - T.J. Cowart (7-143) - 2009-12
- 10. 19.50 - Nick Mayers (6-117) - 2009-127. 4 - Joe Joe Headen (4-89) - 2017-21
- 4 - Geronda Hall (4-59) - 2018-19
- 4 - Aaron Young (4-42) - 2013-16
- 4 - Donald Smith (4-49) - 2009-10

**Interception return yards**

- 1. 153 - Craig Wilkins (9-153) - 2009-12
- 2. 131 - Fellonte Misher (8-131) - 2012-15
- 3. 129 - Sean Carter (6-129) - 2015-18
- 4. 97 - Devon Simmons (9-97) - 2009-12
- 5. 89 - Joe Joe Headen (4-89) - 2017-21
- 6. 77 - A.T. Aoelua (1-77) - 2009
- 7. 66 - LaMareon James (2-66) - 2021-23
- 8. 59 - Geronda Hall (4-59) - 2018-19
- 9. 56 - Shawn Asbury (2-56) - 2022-Present
- 56 - Deeve Harris (2-56) - 2021-22
- 42 - Aaron Young (4-42) - 2013-16



# Career Records

## Interceptions

- 1. 9 - Craig Wilkins (9-153) - 2009-12
- 9 - Devon Simmons (9-97) - 2009-12
- 3. 8 - Fellonte Misher (8-131) - 2012-15
- 4. 6 - Sean Carter (6-129) - 2015-18
- 6 - Eriq Lewis (6-31) - 2010-14
- 6. 5 - Carvin Powell (5-36) - 2009-12
- 7. 4 - Joe Joe Headen (4-89) - 2017-21
- 4 - Geronda Hall (4-59) - 2018-19
- 4 - Aaron Young (4-42) - 2013-16
- 4 - Donald Smith (4-49) - 2009-10

## Interception return TDs

- 1. 2 - Deeve Harris - 2021-22
- 2. 1 - LaMareon James - 2021-23
- 1 - Kris Caine - 2021-23
- 1 - Justin Noye - 2015-18
- 1 - Aaron Young - 2013-16
- 1 - Craig Wilkins - 2009-12
- 1 - A.T. Aoelua - 2009

## Fumble return yards

- 1. 87 - LaMareon James (4-87) - 2021-23
- 2. 55 - Wayne Matthews (1-55) - 2021-Present
- 3. 51 - TJ Ricks (2-51) - 2013-16
- 4. 33 - Martez Simpson (1-33) - 2014-15
- 5. 28 - Fellonte Misher (2-28) - 2012-15
- 6. 25 - Markus Knight (1-25) - 2022-Present**
- 25 - Robert Kennedy (1-25) - 2021-22
- 25 - Oshane Ximines (2-25) - 2015-18
- 25 - Richie Staton (1-25) - 2014
- 10. 24 - Marvin Branch (5-24) - 2015-18

## Fumble returns

- 1. 4 - LaMareon James (4-87) - 2021-23
- 3 - Marvin Brach (3-24) - 2015-18
- 3. 2 - TJ Ricks (2-51) - 2012-16)
- 2 - Craig Wilkins (2-16) - 2009-12
- 2 - Fellonte Misher (2-28) - 2012-15

## Fumble return TDs

- 1. 1 - LaMareon James - 2021-23
- 1 - Deeve Harris - 2021-22
- 1 - Robert Kennedy - 2021-22
- 1 - Rashaad Coward - 2013-16
- 1 - Martez Simpson - 2015
- 1 - Poncho Barnwell - 2014
- 1 - Chris Lovitt - 2009-12
- 1 - Marquis Johnson - 2009-10

## Total tackles

- 1. 436 - Jason Henderson (141-265) - 2021-Present**
- 2. 350 - Jordan Young (143-207) - 2017-21
- 3. 340 - Craig Wilkins (180-160) - 2009-12
- 4. 323 - TJ Ricks (172-41) - 2013-16
- 5. 288 - Fellonte Misher (144-144) 2012-15
- 6. 245 - Sean Carter (99-95) - 2015-18
- 7. 241 - Terry Jones (113-128) - 2019-23
- 8. 232 - John Darr (104-128) - 2009-13
- 9. 224 - Lawrence Garner (124-100) - 2017-19
- 10. 216 - Justice Davila (99-88) - 2014-18

## Tackles for loss

- 1. 51.0 - Oshane Ximines (51.0/230) - 2015-18
- 2. 40.0 - Craig Wilkins (32-16/169) - 2009-12
- 3. 36.0 - Ronnie Cameron (22-28/147) - 2010-11
- 4. 33.5 - Jason Henderson (33.5/104) - 2021-Present**
- 5. 30.5 - Tim Ward (30.5/134) - 2015-18
- 6. 28.5 - Chris Burnette (16-25/99) - 2009-12
- 7. 25.5 - Bunmi Rotimi (25.5/163) - 2014-17
- 8. 21.0 - TJ Ricks (21.0/67) - 2013-16
- 9. 20.5 - Jordan Young (20.5/55) - 2017-21
- 20.5 - John Darr (15-11/80) - 2009-13

## Yards from tackles for loss

- 1. 230 - Oshane Ximines (51.0/230) - 2015-18
- 2. 169 - Craig Wilkins (32-16/169) - 2009-12
- 3. 163 - Bunmi Rotimi (25.5/163) - 2014-17
- 4. 147 - Ronnie Cameron (22-28/147) - 2010-11
- 5. 141 - Tim Ward (28.5/128) - 2015-18
- 6. 104 - Jason Henderson (33.5/104) - 2021-Present**

- 7. 99 - Chris Burnette (16-25/99) - 2009-12
- 8. 86 - Chad King (14-8/86) - 2009-11
- 9. 82 - Keion White (19/82) - 2018-19
- 10. 81 - Erik Saylor (12-11/81) - 2009-12

## Quarterback sacks

- 1. 33.0 - Oshane Ximines (33.0/225) - 2015-18
- 2. 19.0 - Bunmi Rotimi (19.0/148) - 2014-17
- 3. 14.0 - Tim Ward (14.0/99) - 2015-18
- 4. 13.5 - Craig Wilkins (11-5/102) - 2009-12
- 5. 13.0 - Marcus Haynes (13/93) - 2018-22
- 6. 12.0 - Ronnie Cameron (8-8/87) - 2010-11
- 7. 11.0 - Chris Burnette (10-2/66) - 2009-12
- 8. 9.0 - Erik Saylor (8-2/63) - 2009-12
- 9. 8.5 - Edmon McClam (7-3/55) - 2009-11
- 10. 8.0 - Miles Fox (8.0/31) - 2015-18

## Yards from sacks

- 1. 225 - Oshane Ximines (33.0/225) - 2015-18
- 2. 148 - Bunmi Rotimi (19.0/148) - 2014-17
- 3. 102 - Craig Wilkins (11-5/102) - 2009-12
- 4. 99 - Tim Ward (14.0/99) - 2015-18
- 5. 93 - Marcus Haynes (13/93) - 2018-22
- 6. 87 - Ronnie Cameron (8-8/87) - 2010-11
- 7. 66 - Chris Burnette (10-2/66) - 2009-12
- 8. 63 - Erik Saylor (8-2/63) - 2009-12
- 9. 55 - Edmon McClam (7-3/55) - 2009-11
- 10. 52 - Chad King (6-2/52) - 2009-11

## Fumbles forced

- 1. 11 - Oshane Ximines - 2015-18
- 2. 7 - TJ Ricks - 2013-16
- 3. 5 - Craig Wilkins - 2009-12
- 4. 4 - Edmon McClam - 2009-11
- 4 - Reggie Owens - 2011-14
- 4 - Eriq Lewis - 2010-13
- 4 - John Darr - 2009-13
- 8. 3 - Fellonte Misher - 2012-15
- 3 - D.J. Simon - 2013-14
- 3 - Ronnie Cameron - 2010-11
- 3 - T.J. Cowart - 2009-12
- 3 - Chris Burnette - 2009-12
- 3 - Deron Mayo - 2010

## Fumbles recovered

- 1. 9 - Craig Wilkins - 2009-12
- 2. 6 - Carvin Powell - 2009-12
- 3. 5 - TJ Ricks - 2013-16
- 5 - Marvin Branch - 2015-18
- 5. 4 - Pat Toal - 2015-18
- 6. 3 - Oshane Ximines - 2015-18
- 3 - Sean Carter - 2015-18
- 3 - T.J. Cowart - 2009-12
- 9. 2 - Isaiah Worthy - 2014-16
- 2 - Paul Morant - 2010-13
- 2 - John Darr - 2009-13
- 2 - Marquis Johnson - 2009-10
- 2 - Ronnie Cameron - 2010-11
- 2 - Erik Saylor - 2009-12
- 2 - A.T. Aoelua - 2009
- 2 - Devon Simmons - 2009-12
- 2 - Fellonte Misher - 2012-13
- 2 - Dom. Guinn-Bailey - 2010-13

## Pass breakups

- 1. 24 - Brandon Addison - 2015-17
- 2. 21 - Joe Joe Headen - 2017-21
- 3. 19 - Eriq Lewis - 2010-14
- 19 - Justice Davila - 2014-18
- 5. 18 - T.J. Cowart - 2009-12
- 6. 16 - Aaron Young - 2013-16
- 7. 14 - Craig Wilkins - 2009-12
- 14 - Fellonte Misher - 2012-15
- 9. 13 - Tre Hawkins - 2021-22
- 13 - TJ Ricks - 2013-16
- 13 - Kaleb Ford-Dement - 2019

## Blocked kicks

- 1. 7 - Edmon McClam - 2009-11

- 2. 6 - Chris Burnette - 2009-12
- 3. 4 - Rashaad Coward - 2013-17
- 4. 2 - Jason Henderson - 2021-Present**
- 2 - Erik Saylor - 2009-12
- 2 - Deron Mayo - 2010
- 2 - Alex Arain - 2009-12
- 2 - Andrew Everett - 2012-14
- 2 - Jakwail Bailey - 2011-13
- 10. 1 - Devin Brandt-Epps - 2021-23**
- 1 - Amorie Morrison - 2021-Present**
- 1 - Terry Jones - 2019-23
- 1 - Steven Williams - 2017-22
- 1 - Deeve Harris - 2021-22
- 1 - Isaiah Spencer - 2019-23
- 1 - Jeremy Meiser - 2017-19
- 1 - Keion White - 2018-19
- 1 - James Faircloth - 2011-12
- 1 - Craig Wilkins - 2009-12
- 1 - Paul Morant - 2010-13
- 1 - Eriq Lewis - 2010-14
- 1 - D. Williams - 2009-10
- 1 - Oshane Ximines - 2015-18



Nick Clarke



Zack Kuntz

# Receiving Records

**100-Yard Receiving Games (73)**

Date	Name	Opponent	Yards
September 22, 2012	Nick Mayers	New Hampshire	271
November 27, 2021	Ali Jennings	Charlotte	252
October 17, 2015	Zach Pascal	Charlotte	231
October 25, 2014	Antonio Vaughan	WKU	220
October 27, 2018	Travis Fulgham	Middle Tennessee	215
September 10, 2022	Ali Jennings	East Carolina	200
September 23, 2023	Kelby Williams	Texas A&M Commerce	197
November 23, 2019	Aaron Moore	Middle Tennessee	194
September 22, 2018	Travis Fulgham	No. 10/13 Virginia Tech	188
November 19, 2016	Zach Pascal	Florida Atlantic	178
October 16, 2021	Ali Jennings	WKU	172
November 16, 2013	Antonio Vaughan	Campbell	171
September, 16, 2023	Javon Harvey	Wake Forest	166
October 15, 2011	Nick Mayers	Towson	166
November 28, 2015	Zach Pascal	Florida Atlantic	163
November 7, 2015	Jonathan Duhart	UTSA	160
September 15, 2013	Larry Pinkard	Campbell	156
November 10, 2018	Travis Fulgham	North Texas	155
November 19, 2016	Jonathan Duhart	Florida Atlantic	155
September 25, 2010	Prentice Gill	Monmouth	154
December 3, 2011	Prentice Gill	Georgia Southern	154
December 8, 2012	Larry Pinkard	Coastal Carolina	154
October 6, 2018	Travis Fulgham	Florida Atlantic	151
September 8, 2018	Jonathan Duhart	FIU	150
September 1, 2012	Nick Mayers	Georgia Southern	150
November 12, 2011	Reid Evans	Richmond	149
November 20, 2021	Ali Jennings	Middle Tennessee	146
November 7, 2015	Zach Pascal	UTSA	146
December 8, 2012	Antonio Vaughan	Georgia Southern	146
December 1, 2012	Antonio Vaughan	New Hampshire	143
September 22, 2018	Jonathan Duhart	No. 10/13 Virginia Tech	142
November 14, 2015	Zach Pascal	UTEP	140
November 8, 2014	Antonio Vaughan	FIU	140
September 24, 2022	Ali Jennings	Arkansas State	140
November 9, 2013	Marquel Thomas	Idaho	137
November 21, 2015	Jonathan Duhart	Southern Miss	134
September 1, 2012	Nick Mayers	Duquesne	134
October 9, 2010	Prentice Gill	Cal Poly	133
November 19, 2022	Javon Harvey	App State	133
October 27, 2012	Nick Mayers	Delaware	131
November 10, 2012	Nick Mayers	William and Mary	131
October 22, 2022	Ali Jennings	Georgia Southern	130
October 1, 2022	Ali Jennings	Liberty	129
September 15, 2018	Jonathan Duhart	Charlotte	127
September 14, 2013	Zach Pascal	Howard	124
October 29, 2022	Javon Harvey	Georgia State	124
November 17, 2012	Antonio Vaughan	James Madison	123
September 2, 2022	Ali Jennings	Virginia Tech	122
October 16, 2021	Zack Kuntz	WKU	119
September 20, 2014	Zach Pascal	Rice	111
November 20, 2010	Reid Evans	North Carolina Central	111
Sept. 26, 2014	Zach Pascal	Middle Tennessee	110
November 13, 2010	Prentice Gill	VMI	110
November 11, 2017	Isaiah Harper	FIU	108
October 5, 2013	Antonio Vaughan	Liberty	108
September 21, 2013	Antonio Vaughan	The Citadel	107
November 22, 2014	David Washington	Louisiana Tech	106
September 26, 2014	Antonio Vaughan	Middle Tennessee	105
September 29, 2018	Jonathan Duhart	East Carolina	104
September 17, 2016	Zach Pascal	NC State	104
Sept. 1, 2012	Blair Roberts	Duquesne	104
November 9, 2013	Antonio Vaughan	Idaho	103
October 13, 2012	Antonio Vaughan	Villanova	103
December 1, 2012	Nick Mayers	Coastal Carolina	103
October 3, 2009	Nick Mayers	Fordham	103
November 6, 2021	Zack Kuntz	FIU	102
October 20, 2018	Travis Fulgham	WKU	102
September, 16, 2017	Travis Fulgham	North Carolina	102
November 12, 2011	Nick Mayers	William and Mary	101
Novemer 26, 2016	Zach Pascal	FIU	101
October 31, 2015	Zach Pascal	WKU	100
October 6, 2018	Jonathan Duhart	Florida Atlantic	100

**Career 100 Yard Receiving Games**

Antonio Vaughan - 11  
 Zach Pascal - 10  
 Nick Mayers - 9  
 Jonathan Duhart - 8  
 Ali Jennings - 8  
 Travis Fulgham - 6

Prentice Gill - 4  
 Javon Harvey - 3  
 Zack Kuntz - 2  
 Reid Evans - 2  
 Larry Pinkard - 2  
 Isaiah Harper - 1

Aaron Moore - 1  
 Blair Roberts - 1  
 Marquel Thomas - 1  
 David Washington - 1  
 Kelby Williams - 1



# All-Time Monarchs

<p>- A -</p> <p>Isaac Abel ... 2019  Chris Adams ... 2022-23  Tanner Addams ... 2019  Brandon Addison ... 2015-17  Prince Ajegwu ... 2017-19  Ali Ali - 2021  <b>Myles Alston ... 2023-present</b>  Ely Anderson ... 2013-14  Kanyia Anderson ... 2013-14  Donta Anthony ... 2018-22  A.T. Aoelua ... 2009  Daniel Apouh ... 2015-18  Alex Arain ... 2009-12  Drayton Arnold ... 2016-18  Shawn Asbury ... 2021-23</p>	<p><b>JC Cloutier ... 2023-present</b>  Michael Colbert ... 2009-12  Tyler Compton ... 2013-16  John Cook ... 2021-22  Bobby Cooper ... 2009  Justin Cooper ... 2016-18  Blake Cornalino ... 2009  Andrew Council ... 2009  Rashaad Coward ... 2013-16  T.J. Cowart ... 2009-12  Jeremy Cox ... 2015-18  Nijee Cox ... 2016-18  Jeff Crawford ... 2009  Mario Crawford ... 2009-11  Roger Cray ... 2021  Fred Credle ... 2009-12  <b>Jahleel Culbreath ... 2022-present</b>  Chris Cunningham ... 2019</p>	<p>Malik Gumbs ... 2013-14</p> <p>- H -</p> <p>Neal-Anthony Hale ... 2011-12  Eric Hampson ... 2014-15  Devin Hannan ... 2016  Geronda Hall ... 2018-19  Angus Harper ... 2011-12  Isaiah Harper ... 2015-18  Drew Hareza ... 2009-10  Deeve Harris ... 2021-22  <b>Khian'Dre Harris ... 2022-present</b>  Tobias Harris ... 2022  Daniel Harvey ... 2009  Javon Harvey ... 2019-23  B.R. Hatcher ... 2018-22  Tre Hawkins ... 2021-22  Eri'Reon Hayes ... 2015-17  Marcus Haynes ... 2018-22  Joe Joe Headen ... 2017-21  Taylor Heinicke ... 2011-14  <b>Jason Henderson ... 2021-present</b>  Cornell Hendrick ... 2018-21  Chad Hendricks ... 2015-18  Jeremy Hensley ... 2009-11  Ryan Henry ... 2019-22  Jake Herslow ... 2017-19  Colten Hicks ... 2021-22  Justin Hill ... 2009  Lawrence Holley ... 2015-17  <b>Jordan Holmes ... 2023-present</b>  Gary Hoover ... 2022  <b>Elijah Hoskin ... 2022-present</b>  Jordan Hoy ... 2017  Tyran Hunt ... 2021-22  Keyshawn Hunter ... 2022  Rodney Hunter ... 2010-12  Talyn Hunter ... 2021-22  Kohl Adams-Hurd ... 2014-15</p>
<p>- B -</p> <p>Brandon Bacchus ... 2012  Jakwail Bailey ... 2011-13  Nate Barnes ... 2009-2013  Tony Barnett ... 2016-19  Poncho Barnwell ... 2014-15  Shuler Bentley ... 2015-16  Casey Bernard ... 2016-17  Andre Bernhard ... 2015-17  Marquez Bell ... 2022-23  Joshua Bennett ... 2019-21  Tyre Bibby ... 2019-22  Xavier Black ... 2019-23  Harrell Blackmon ... 2019-21  Kai Blanco ... 2009-12  Elijah Blue ... 2017-19  Trey Blount ... 2021  Jordan Bly ... 2021-23  T.J. Boothe ... 2014-16  David Born ... 2011-13  Kyle Bottoms ... 2013-14  Cam Boyd ... 2013-14  Lance Boykin ... 2018-19  C.J. Bradshaw ... 2013-16  Marvin Branch ... 2015-18  <b>Ian Brandt ... 2023-present</b>  Devin Brandt-Epps ... 2021-23  Jude Brenya ... 2013-16  Calvin Brewton ... 2019  Jamez Brickhouse ... 2016-18  Malcolm Britt ... 2021-23  Tajae Broadie ... 2022  Will Brocchini ... 2019-21  Darrell Brown ... 2016-19  Devon Brown ... 2015  Jarod Brown ... 2010-13  Marvin Bryant ... 2009  Jude Buchanan ... 2022  Reed Buce ... 2015-17  Joshua Burdsall ... 2019-21  Chris Burnette ... 2009-12  Tyler Burns ... 2014-15  <b>Jalen Butler ... 2023-present</b>  Troy Butler ... 2012-16  Christian Byrum ... 2014-17</p>	<p>- D -</p> <p>Tyler Damato ... 2010-11  Lee Daniel ... 2010  <b>Cole Daniels ... 2023-present</b>  John Darr ... 2010-13  Carlos Davis ... 2009  Justice Davila ... 2014-18  Brad Davis ... 2016-19  Elijah Davis ... 2018-21  A.J. Davison ... 2017-18  Thomas DeMarco ... 2009-11  Messiah deWeaver ... 2019  Phil Dickens ... 2012  Terez Dickerson ... 2016-19  Marqeese Dietz ... 2021-22  <b>Spencer Dow ... 2023-present</b>  <b>Ja'Mez Drummer ... 2023-present</b>  Ethan Duane ... 2021-23  <b>Stephon Dubose-Bourne ... 2021-present</b>  Jonathan Duhart ... 2014-18  Xavier Duckett ... 2010-12  Robbie Duncan ... 2009-12  <b>Dominic Dutton ... 2022-present</b></p>	<p>- J -</p> <p>Cory Jackson ... 2019-21  Dorian Jackson ... 2009-11  Gemonta Jackson ... 2016-18  O'shea Jackson ... 2019-21  LaMareon James ... 2021-23  Deron Jasper ... 2010  Ryan Jensen ... 2009-11  Alex Johnson ... 2010-13  Gerard Johnson - 2013-14  Jamal Johnson ... 2009-10  Malique Johnson ... 2012-15  Marquis Johnson ... 2009-10  Nolan Johnson ... 2023  R'Tarriun Johnson ... 2019-22  Terry Jones ... 2019-23  Marcus Joyner ... 2017-19  Mike Justice ... 2011-13</p>
<p>- C -</p> <p><b>Kris Caine ... 2021-23</b>  Ronnie Cameron ... 2010-11  Tobin Cameron ... 2009-10  Kadarius Calloway ... 2023  Brandon Carr ... 2009-12  Matt Carrillo ... 2009-10  Jelani Carter ... 2016-18  Sean Carter ... 2015-18  Cullen Casey ... 2014-16  Mitch Castleberry ... 2011-12  Bailey Cate ... 2016-19  Diego Cervantes ... 2018-19  Jarrett Cervi ... 2014-15  <b>DJ Chandler ... 2023-present</b>  Corey Chapman ... 2021-23  Sandy Chapman ... 2013-14  Damion Charity ... 2018-22  Chris Chernak ... 2023  Brendon Clark ... 2022  Nick Clarke ... 2015-18</p>	<p>- E -</p> <p><b>Mario Easterly ... 2022-present</b>  James Edwards ... 2009-10  Noah Ellison ... 2017-18  Nick England ... 2013-15  Aaron Evans ... 2010-13  Galen Evans ... 2012-15  Reid Evans ... 2009-11  Andrew Everett ... 2012-14</p>	<p>- K -</p> <p>Robert Kennedy ... 2021-22  Eli Kessner ... 2013-15  Chad King ... 2009-11  Peter Kikwata ... 2022  Chris Kirtley ... 2015-16  Justin Klingerman ... 2009-10  <b>Markus Knight ... 2022-present</b>  Khadere Kounta ... 2019-22  Will Knight ... 2018  Eric Kumah ... 2019  Zack Kuntz ... 2021-22</p>
<p>- F -</p> <p>James Fagan ... 2018-19  James Faircloth ... 2011-12  Estefano Feliciano ... 2018-21  Tyler Fisher ... 2013-15  Jonah Fitzgerald ... 2018-19  Nigel Fitzgerald ... 2018-21  Akim Bundu-Fitz ... 2016-18  Alonzo Ford ... 2021-22  Kaleb Ford-Dement ... 2019  Miles Fox ... 2015-18  Jai Franklin ... 2013-14  Travis Fulgham ... 2015-18  Jason Fuller ... 2009  Malik Fuller ... 2016-17</p>	<p>- F -</p> <p>James Fagan ... 2018-19  James Faircloth ... 2011-12  Estefano Feliciano ... 2018-21  Tyler Fisher ... 2013-15  Jonah Fitzgerald ... 2018-19  Nigel Fitzgerald ... 2018-21  Akim Bundu-Fitz ... 2016-18  Alonzo Ford ... 2021-22  Kaleb Ford-Dement ... 2019  Miles Fox ... 2015-18  Jai Franklin ... 2013-14  Travis Fulgham ... 2015-18  Jason Fuller ... 2009  Malik Fuller ... 2016-17</p> <p>- G -</p> <p>Darius Garcia ... 2014-17  Kenny Gardner ... 2018  Lawrence Garner ... 2017-19  Matt Geiger ... 2018-21  Prentice Gill ... 2010-11  Jordan Glover ... 2016-18  Colby Goodwyn ... 2010-13  Parrish Gordon ... 2017-19  Quijoun Gordon ... 2019  <b>EJ Green ... 2021-present</b>  Ahmarián Granger ... 2022-23  <b>Skyler Grant ... 2022-present</b>  Shantea Green ... 2009  Dominique Guinn-Bailey... 2011-13</p>	<p>- G -</p> <p>Darius Garcia ... 2014-17  Kenny Gardner ... 2018  Lawrence Garner ... 2017-19  Matt Geiger ... 2018-21  Prentice Gill ... 2010-11  Jordan Glover ... 2016-18  Colby Goodwyn ... 2010-13  Parrish Gordon ... 2017-19  Quijoun Gordon ... 2019  <b>EJ Green ... 2021-present</b>  Ahmarián Granger ... 2022-23  <b>Skyler Grant ... 2022-present</b>  Shantea Green ... 2009  Dominique Guinn-Bailey... 2011-13</p>

# All-Time Monarchs

- L -

Zach Lackman ... 2017-18  
 Blake LaRussa ... 2016-18  
 JeCareon Lathan ... 2022-23  
 Andrew Lawson ... 2017-19  
 Ray Lawry ... 2014-17  
 Tyree Lee ... 2011-12  
 Mike Lennox ... 2012-14  
 Eriq Lewis ... 2011-14  
 Luke Lindenfeldar ... 2021-22  
 Marques Little ... 2014-17  
 Nikita Logan ... 2009-10  
 Ryan Londree ... 2015-18  
**Denzel Lowry ... 2021-present**  
 Chris Lovitt ... 2009-11  
 Rick Lovato ... 2011-14  
 Vincent Lowe ... 2014-15  
 Jack Lowney ... 2010-13  
**DeAndre Lynch ... 2023-present**

- M -

**Jeremy Mack ... 2023-present**  
 Rob Mahan ... 2012-14  
 Eric Magwood ... 2017-18  
 Jace Mallory ... 2017-19  
 Rashad Manley ... 2010-11  
 Josh Mann ... 2011-14  
 Josh Marriner ... 2016-17  
 Manny Matiarena ... 2016-17  
 Wayne Matthews ... 2021-23  
 Nick Mayers ... 2009-12  
 Deron Mayo ... 2010  
 Edmon McClam ... 2009-11  
 Scott McCluney ... 2017-18  
**Keanon McNally ... 2023-present**  
 Rafael McCoy ... 2021  
 Ty-Kee McCullers ... 2017-19  
 Tyrik McDaniel ... 2021  
 Sokoya McDuffie ... 2018-21  
 Mychael McJunkins ... 2009  
 Alex McLaughlin ... 2009-10  
 B.J. McLaughlin ... 2010-12  
 Patrick McNichols ... 2010  
 Jamshyer McCumber ... 2016-17  
 Jeremy Meiser ... 2017-19  
 Connor Mewbourne ... 2012-15  
 Jack Miller ... 2017-19  
 Fellonte Misher ... 2012-15  
 Kane Miskel ... 2016-18  
 Aaron Moore ... 2018-22  
 Paul Morant ... 2010-13  
**Amorie Morrison ... 2021-present**  
 Austin Mosier ... 2019-22  
 D.J. Morrell ... 2012-13  
 Bryan Morrison ... 2009-11  
 John Morton ... 2019-22  
 Tobias Moss ... 2019  
 Wes Moulton ... 2011  
 Cameron Muller ... 2018-19  
 Reymello Murphy ... 2023

- N -

**Koa Naotola ... 2022-present**  
 Jevon Neal ... 2013-14  
 Ricky Nichols ... 2009  
 Justin Noye ... 2015-18

- O -

Nate Ong ... 2011-12  
 Reggie Owens ... 2011-14

- P -

**Isiah Paige ... 2021-present**  
 Jamar Parham ... 2009-10  
 Zach Pascal ... 2013-16  
 Hasaan Patterson ... 2016-19  
 Phil Paulhill ... 2013-14  
 Dustin Phillips ... 2009-10  
 Larry Pinkard ... 2011-13  
 Dan Pitts ... 2009  
 Jonathan Plisco ... 2009-12  
 Mateus Porter ... 2009-10  
 Carvin Powell ... 2009-12  
**Jaylen Pretlow ... 2023-present**  
 Ethan Presutty ... 2023  
 Brent Priestler ... 2017-18  
 Joe Pulisic ... 2013-15

- R -

Tahj Ra-El ... 2021-23  
**Ryan Ramey ... 2023-present**  
 Carson Ramos ... 2019-21  
 Tommy Reamon ... 2009-11  
**Rasheed Reason ... 2023-present**  
 Terrell Reid ... 2013-15  
 Nick Rice ... 2017-21  
**Brandon Richards ... 2023-present**  
 Justinn Richardson ... 2018-21  
 TJ Ricks ... 2013-16  
 Roman Ridley ... 2021  
**Ozlo Rigby ... 2023-present**  
 Elijah Rivers (OL) ... 2018-19  
 Elijah Rivers (DB) ... 2021-22  
 Noah Robinson ... 2021-22  
 Blair Roberts ... 2011-15  
**Devin Roche ... 2023-present**  
 Juwan Ross ... 2017-19  
 Bunmi Rotimi ... 2013-17

- S -

Nick Saldiveri ... 2018-22  
**Ethan Sanchez ... 2022-present**  
**Obie Sanni ... 2021-present**  
 Jalen Satchell ... 2023  
**Santana Saunders ... 2021-present**  
 Darius Savedge ... 2018-21  
 Erik Saylor ... 2009-12  
 Jahaad Scales ... 2022  
 Reece Schmidt ... 2014-15  
 Jacob Schwind ... 2016-18  
 Robert Scott ... 2019  
 Gary Scruggs ... 2013-14  
 Ricky Segers ... 2014-15  
 Jack Shields ... 2021-23  
 Andre Simmons ... 2012-14  
 Brandon Simmons ... 2014-18  
 Devon Simmons ... 2009-12  
 D.J. Simon ... 2013-14  
 Martez Simpson ... 2014-15  
**Tariq Sims ... 2022-present**  
 Brandon Sinclair ... 2017-18  
 Andrew Slebonick ... 2009  
 Monty Smalley ... 2009-10  
 Stone Smartt ... 2019-21  
 Brandon Smith ... 2019  
 Chris Smith ... 2013-14  
 Donald Smith ... 2009-10  
 Lorenzo Smith ... 2011  
 Monterio Smith ... 2023  
 Preston Smith ... 2011-14  
 Alec Solano ... 2021-22  
 Dominik Soos ... 2021-22  
 John Sparagna ... 2009  
 Kirk Spellman ... 2012-14  
**Christopher Spencer ... 2022-present**  
 Isaiah Spencer ... 2018-23  
 Richie Staton ... 2013-14  
 Sayyid Stevens ... 2023  
 Demetrius Stitmon ... 2017-19  
 T.J. Storment ... 2017-18  
 Kesean Strong ... 2015-19  
 Jake Sweedyk ... 2009

- T -

Mufu Taiwo ... 2016-19  
 Caleb Taylor ... 2012-13  
 Jahlil Taylor ... 2023  
 Leroy Thomas ... 2019-23  
 Marquel Thomas ... 2009-13  
 Richard Thomas ... 2015-16  
**Mario Thompson ... 2023-present**  
 Rob Thompson ... 2013-17  
 Aquante Thornton ... 2011-15  
 Pat Toal ... 2015-18  
 Kevin Todd ... 2017  
**Kris Trinidad ... 2021-present**  
 Andrew Turner ... 2009-11  
 Brandon Tyson ... 2015-18

- V -

James Valle ... 2018-19  
 Antonio Vaughan ... 2010-14  
 Melvin Vaughn ... 2013-17  
 Gerrik Vollmer ... 2021

- W -

Chazz Wallace ... 2021-22  
 Charles Walls ... 2009  
 Jake Walsh ... 2013  
**Brock Walters ... 2023-present**  
 Cameron Washington ... 2018-19  
 David Washington ... 2012-16  
 Robert Washington ... 2019  
 Tim Ward ... 2015-18  
 Blake Watson ... 2018-22  
 Isaac Weaver ... 2017-21  
 Levi Wentz ... 2021-22  
 Torrez Wentz ... 2015-16  
 AC White ... 2018-21  
 Keion White ... 2018-19  
 Sam White ... 2017-19  
**Jaylen White-McClain ... 2022-present**  
**Ashton Whitner ... 2023-present**  
 Keshawn Wicks ... 2019-23  
 Scott Wiggins ... 2013-16  
 Derek Wilder ... 2016-19  
 Craig Wilkins ... 2009-12  
 Markell Wilkins ... 2009-11  
 Denzel Williams ... 2016-17  
 Desmond Williams ... 2009-10  
 J.J. Williams ... 2010-11  
**Kelby Williams ... 2023-present**  
 Michael E. Williams ... 2009  
 Michael R. Williams ... 2009-10  
 Shadow Williams ... 2015-16  
 Steven Williams ... 2017-22  
 Tony Williams ... 2019  
 Anthony Wilson ... 2013-16  
**Grant Wilson ... 2023-present**  
 Hayden Wolff ... 2019-22  
 Austin Wood ... 2018-19  
 DeAndre Woods ... 2017  
**Maarten Woudsma ... 2022-present**  
 Isaiah Worthy ... 2014-16  
 Nate Wyatt ... 2023

- X -

Oshane Ximines ... 2015-18

- Y -

Aaron Young ... 2013-16  
 Jordan Young ... 2017-21  
 Patrick Young ... 2010-11

- Z -

Anthony Zaccaro ... 2021  
 Satchel Ziffer ... 2014-15



# 2012 Walter Payton Award Winner: Taylor Heinicke

Old Dominion sophomore quarterback Taylor Heinicke capped his remarkable 2012 season by winning the Walter Payton Award, given to the top player in the FCS.


Heinicke won in a landslide, receiving 72 first place votes and 531 points to outdistance second place finisher, running back Miguel Maysonet of Stony Brook.

Heinicke became the ninth straight quarterback to win the award and joined former Georgia Southern running back Adrian Peterson as just the second sophomore to ever win the award.

The sophomore signal caller led the FCS with his 5,076 passing yards, 390.5 passing yards per game, 44 touchdown passes, 55 total touchdowns, 26.00 points responsible for and 426.6 yards of total offense per game.

He also had 126 carries for 470 yards and 11 rushing touchdowns. Heinicke's record-setting season included breaking Steve McNair's (Alcorn State, 1994) FCS single-season passing yards record with 5,076 yards and also surpassing the single-season record for completions with 398, breaking Brett Gordon's record of 386 for Villanova in 2002.

Heinicke tied the FCS record by throwing for 200 yards in 13 games while passing for 300 yards nine times and going for 400 yards five times. He tossed three TD passes nine times and four or more scores on six occasions, including a season-best seven in the win over Campbell.



**Walter Payton Award Voting**

RK	Player	1st	2nd	3rd	4th	5th	TOTAL
1.	Taylor Heinicke (ODU)	72	29	13	6	4	531
2.	Miguel Maysonet (SBU)	13	25	20	21	17	284
3.	Eric Breitenstein (Wofford)	11	15	15	12	13	197
4.	Erik Lora (EIU)	7	14	15	7	14	164
5.	Gavin McCarney (Colgate)	15	9	10	6	5	158
6.	Casey Brockman (Murray St.)	8	7	9	16	12	139
7.	Zach Zenner (S. Dakota St.)	4	8	14	14	12	134
8.	Aaron Mellette (Elon)	1	6	9	11	10	88
9.	DeNarius McGhee (Montana)	3	6	9	7	7	87
10.	Jimmy Garoppolo (EIU)	3	5	7	11	6	84
11.	Wynrick Smothers (CAU)	2	4	9	5	14	77
12.	Shakir Bell (Indiana St.)	1	5	5	8	1	57
13.	Tim Flanders (SHSU)	2	4	4	3	5	53
14.	Jamal Londry-Jackson (App. St.)	1	1	2	6	6	33
15.	Brad Sorensen (SUU)	0	3	1	4	1	24
16.	Deonte Williams (Cal Poly)	0	2	0	3	8	22
17.	Zach Bauman (N. Arizona)	1	2	1	0	3	19
18.	Terrance West (Towson)	0	0	1	3	4	13
19.	Matt Denham (EKU)	0	0	1	2	1	8
20.	Jamaine Cook (YSU)	1	0	0	0	2	7



# All-American Monarchs

**2009**

<b>Player</b>	<b>Position</b>	<b>Organization</b>
Jonathan Plisco	Punter	First-Team Associated Press Second-Team The Sports Network Honorable Mention College Sporting News
Dustin Phillips	Long Snapper	First-Team College Sporting News

**2011**

<b>Player</b>	<b>Position</b>	<b>Organization</b>
Ronnie Cameron	Defensive Line	First Team AFCA First Team The Sports Network First Team Beyond College Sports Network First Team College Sports Journal Second Team Associated Press Second Team Phil Steele Honorable Mention College Sporting News
Jonathan Plisco	Punter	First Team Beyond College Sports Network First Team College Sports Journal Second Team College Sports Madness Second Team Associated Press Second Team The Sports Network Second Team Phil Steele

**2012**

<b>Player</b>	<b>Position</b>	<b>Organization</b>
Taylor Heinicke	Quarterback	First Team Associated Press First Team Walter Camp First Team The Sports Network First Team Phil Steele First Team Beyond Sports Network First Team College Sporting News First Team College Sports Journal
Nick Mayers	Wide Receiver	Second Team College Sports Madness Honorable Mention College Sports Journal
Jack Lowney	Offensive Line	Second Team College Sports Madness
Jonathan Plisco	Punter	First Team Phil Steele First Team College Sports Journal Third Team Beyond Sports Network
Rick Lovato	Long Snapper	First Team College Sporting News
Chris Burnette	Defensive Line	Third Team The Sports Network Honorable Mention Beyond Sports Network
Craig Wilkins	Linebacker	Third Team Phil Steele Honorable Mention College Sports Journal

**2022**

<b>Player</b>	<b>Position</b>	<b>Organization</b>
Jason Henderson	Linebacker	Second Team FWAA (Football Writers Association of America) Second Team Phil Steele Second Team Fox Sports Second Team USA Today Third Team Associated Press
Ali Jennings	Wide Receiver	Honorable Mention Phil Steele

**2023**

<b>Player</b>	<b>Position</b>	<b>Organization</b>
Jason Henderson	Linebacker	First Team Walter Camp First Team Sporting News Second Team FWAA Second Team AP First Team Action Network First Team College Football News Second Team USA Today Second Team CBS Sports Second Team The Athletic Second Team Phil Steele
Terry Jones	Safety	Honorable Mention Phil Steele

# All-Conference Accolades

## All-Conference

### FIRST TEAM ALL-SUN BELT CONFERENCE

Jason Henderson - Linebacker - 2023  
Jason Henderson - Linebacker - 2022  
Ali Jennings - Wide Receiver - 2022

### SECOND TEAM ALL-SUN BELT CONFERENCE

Nick Saldiveri - Offensive Line - 2022

### THIRD TEAM ALL-SUN BELT CONFERENCE

Wayne Matthews - Linebacker - 2023

### SUN BELT CONFERENCE HONORABLE MENTION

Denzel Lowry - Defensive Tackle - 2023  
Shawn Asbury - Safety - 2023  
LaMareon James - Cornerback - 2023  
Terry Jones - Safety - 2023  
Blake Watson - Running Back - 2022  
Alonzo Ford - Defensive Tackle - 2022  
R'Tarriun Johnson - Safety - 2022  
Ethan Duane - Punter - 2022

### CONFERENCE USA FRESHMAN OF THE YEAR

Ray Lawry - Running Back - 2014

### CONFERENCE USA SPECIAL TEAMS PLAYER OF THE YEAR

Isaiah Harper - Kick Returner - 2017

### FIRST TEAM ALL-CONFERENCE USA

Zack Kuntz - Tight End - 2021  
Isaiah Harper - Kick Returner - 2018  
Oshane Ximines - Defensive End - 2018  
Oshane Ximines - Defensive End - 2017  
Isaiah Harper - Kick Returner - 2017  
Darrell Brown - Punt Returner - 2017  
TJ Ricks - Linebacker - 2016  
Josh Mann - Center - 2014  
Antonio Vaughan - Wide Receiver - 2014

### SECOND TEAM ALL-CONFERENCE USA

Kaleb Ford-Dement - Cornerback - 2019  
Lawrence Garner - Linebacker - 2019  
Keion White - Defensive End - 2019  
Jonathan Duhart - Wide Receiver - 2018  
Travis Fulgham - Wide Receiver - 2018  
Zach Pascal - Wide Receiver - 2016  
Troy Butler - Offensive Line - 2016  
Rashaad Coward - Defensive Line - 2016  
Oshane Ximines - Defensive Line - 2016  
Brandon Addison - Defensive Back - 2016  
Ray Lawry - Running Back - 2015  
Zach Pascal - Wide Receiver - 2015  
TJ Ricks - Linebacker - 2015

### CONFERENCE USA HONORABLE MENTION

Blake Watson - Running Back - 2021  
Ali Jennings - Wide Receiver - 2021  
Isaac Weaver - Offensive Line - 2021  
Nick Saldiveri - Offensive Line - 2021  
Ryan Henry - Linebacker - 2021  
Jordan Young - Linebacker - 2021  
Roger Cray - Cornerback - 2021  
Tre Hawkins - Cornerback - 2021  
R'Tarriun Johnson - Safety - 2021  
Nick Rice - Kicker - 2021  
LaMareon James - Kick Returner - 2021

Isiah Paige - Punt Returner - 2021  
Isaac Weaver - Offensive Line - 2019  
Derek Wilder - Defensive End - 2019  
Darrell Brown - Punt Returner - 2019  
Blake Watson - Kick Returner - 2019  
Blake LaRussa - Quarterback - 2018  
Ray Lawry - Running Back - 2017  
Nick Clarke - Offensive Line - 2017  
Isaac Weaver - Offensive Line - 2017  
Miles Fox - Defensive Line - 2017  
Bunmi Rotimi - Defensive End - 2017  
Brandon Addison - Cornerback - 2017  
Reed Buce - Long Snapper - 2017  
David Washington - Quarterback - 2016  
Ray Lawry - Running Back - 2016  
Jonathan Duhart - Wide Receiver - 2016  
Bunmi Rotimi - Defensive Line - 2016  
Anthony Wilson - Linebacker - 2016  
Reed Buce - Long Snapper - 2016  
Fellonte Misher - Safety - 2015  
Taylor Heinicke - Quarterback - 2014  
Tyler Fisher - Offensive Line - 2014  
Zach Pascal - Wide Receiver - 2014  
D.J. Simon - Linebacker - 2014  
Antonio Vaughan - Punt Returner - 2014  
Rick Lovato - Long Snapper - 2014

### CONFERENCE USA ALL-FRESHMAN TEAM

Santana Saunders - Offensive Line - 2021  
Amorie Morrison - Defensive End - 2021  
Jason Henderson - Linebacker - 2021  
Isiah Paige - Punt Returner - 2021  
Blake Watson - Kick Returner - 2019  
Steven Williams - Quarterback - 2017  
Isaac Weaver - Offensive Line - 2017  
Jordan Young - Linebacker - 2017  
Joe Joe Headen - Cornerback - 2017  
Brad Davis - Kicker - 2016  
Bailey Cate - Punter - 2016  
Darrell Brown - Punt Returner - 2016  
Devin Hannan - Offensive Line - 2016  
Oshane Ximines - Defensive End - 2015  
Chris Kirtley - Kicker - 2015  
Nick Clarke - Center - 2015  
Ray Lawry - Running Back - 2014  
Darius Garcia - Offensive Line - 2014  
Bunmi Rotimi - Defensive Line - 2014  
Christian Byrum - Safety - 2014  
Jarrett Cervi - Punter - 2014

### CAA OFFENSIVE PLAYER OF THE YEAR

Taylor Heinicke - 2012

### CAA DEFENSIVE PLAYER OF THE YEAR

Ronnie Cameron - 2011

### FIRST TEAM ALL-CAA

Taylor Heinicke - Quarterback - 2012  
Nick Mayers - Wide Receiver - 2012  
Jarod Brown - Kicker - 2012  
Chris Burnette - Defensive Line - 2012  
Jonathan Plisco - Punter - 2012  
Ronnie Cameron - Defensive Lineman - 2011  
Nick Mayers - Wide Receiver - 2011  
Jonathan Plisco - Punter - 2011

# Accolades

Craig Wilkins - Linebacker - 2011

## SECOND TEAM ALL-CAA

Antonio Vaughan - Wide Receiver - 2012  
David Born - Offensive Line - 2012  
Craig Wilkins - Linebacker - 2012  
Eriq Lewis - Cornerback - 2011

## THIRD TEAM ALL-CAA

Jack Lowney - Offensive Line - 2012  
Dominique Guinn-Bailey - 2012  
Jarod Brown - Kicker - 2011  
Chris Burnette - Defensive Line - 2011  
Reid Evans - Wide Receiver - 2011  
Reid Evans - Punt Returner - 2011  
Taylor Heinicke - Quarterback - 2011  
Jeremy Hensley - Offensive Line - 2011

## National Academic Honors

2023 - Mario Easterly - CSC Academic All-District  
2023 - Elijah Hoskin - CSC Academic All-District  
2023 - Jalen Satchell - CSC Academic All-District  
2023 - Grant Wilson - CSC Academic All-District  
2023 - Maarten Woudsma - CSC Academic All-District  
2022 - Devin Brandt-Epps - CSC Academic All-District  
2022 - Malcolm Britt - CSC Academic All-District  
2022 - Luke Lindenfeldar - CSC Academic All-District  
2022 - John Morton - CSC Academic All-District  
2022 - Obie Sanni - CSC Academic All-District  
2022 - Dominik Soos - CSC Academic All-District  
2022 - Hayden Wolff - CSC Academic All-District  
2021 - Zack Kuntz - CoSIDA Academic All-District  
2017 - Oshane Ximines - CoSIDA Academic All-District  
2016 - Bunmi Rotimi - CoSIDA Academic All-District  
2016 - Tyler Compton - CoSIDA Academic All-District  
2015 - Tyler Compton - CoSIDA Academic All-District  
2014 - Tyler Compton - CoSIDA Academic All-District  
2014 - Josh Mann - CoSIDA Academic All-District  
2012 - Jonathan Plisco - ADA (Athletic Director's Assoc.) All-Star Team  
2011 - Ronnie Cameron - CAA Scholar Athlete of the Year  
2011 - Jonathan Plisco - CoSIDA Academic All-District

## NFF Honor Society

2024 - Xavier Black, Michael Flores  
2023 - Colten Hicks, Zack Kuntz, Luke Lindenfeldar, John Morton, Nick Saldiveri, Dominik Soos  
2022 - Stone Smartt, Isaac Weaver, Jordan Young  
2020 - Brad Davis  
2019 - Blake LaRussa, Oshane Ximines  
2018 - Josh Marriner, Bunmi Rotimi, Rob Thompson  
2017 - Tyler Compton  
2016 - Joe Pulisic  
2015 - Josh Mann  
2013 - Jonathan Plisco  
2012 - Ronnie Cameron, Thomas DeMarco

## C-USA All-Academic Team

2021 - Jordan Young  
2018 - Oshane Ximines  
2017 - Oshane Ximines  
2016 - Tyler Compton  
2015 - Tyler Compton  
2014 - Tyler Compton, Josh Mann

## CAA All-Academic Team

### 2011

Jakwail Bailey  
Kai Blanco  
Jagger Blehm  
David Born  
Ronnie Cameron  
Thomas DeMarco  
Neal-Anthony Hale  
Taylor Heinicke  
Dorian Jackson  
Ryan Jensen  
Chad King  
Josh Mann  
Bryan Morrison  
Wes Moulton  
Jonathan Plisco

### 2012

Jakwail Bailey  
Kai Blanco  
David Born  
Chris Burnette  
Phil Dickens  
Taylor Heinicke  
Josh Mann  
Anderson Miller  
Jonathan Plisco  
Andre Simmons



# Accolades

## Players of the Week

### SUN BELT DEFENSIVE PLAYER OF THE WEEK

10/9/23 - Jason Henderson  
9/18/23 - LaMareon James  
9/11/23 - Jason Henderson  
10/17/22 - Tre Hawkins  
9/5/22 - Jason Henderson

### CONFERENCE USA OFFENSIVE PLAYER OF THE WEEK

11/29/21 - Ali Jennings  
9/23/18 - Blake LaRussa  
11/13/17 - Ray Lawry  
11/21/16 - David Washington  
9/7/15 - Ray Lawry  
10/19/15 - Zach Pascal  
9/20/14 - Taylor Heinicke

### CONFERENCE USA DEFENSIVE PLAYER OF THE WEEK

11/15/21 - Jason Henderson  
9/21/19 - Keion White  
9/23/18 - Oshane Ximines  
11/14/16 - TJ Ricks  
9/12/16 - Anthony Wilson  
10/19/15 - TJ Ricks  
11/16/15 - Fellonte Misher  
9/13/14 - D.J. Simon

### CHUCK BEDNARIK NATIONAL DEFENSIVE PLAYER OF THE WEEK

10/9/23 - Jason Henderson

### CHUCK BEDNARIK AWARD SEMIFINALIST

Jason Henderson (2022, 2023)

### DOAK WALKER NATIONAL RUNNING BACK OF THE WEEK

10/17/22 - Blake Watson

### RAY'S EIGHT NATIONAL PUNTER OF THE WEEK FINALIST

11/14/22 - Ethan Duane  
11/7/22 - Ethan Duane  
10/3/22 - Ethan Duane  
9/5/22 - Ethan Duane

### CONFERENCE USA SPECIAL TEAMS PLAYER OF THE WEEK

11/15/21 - R'Tarriun Johnson  
11/1/21 - Nick Rice  
11/19/18 - Nick Rice  
11/12/18 - Isaiah Harper  
10/22/18 - Isaiah Harper  
10/30/17 - Isaiah Harper

### REVEAL SUITS NATIONAL TEAM OF THE WEEK

9/23/18 - vs. Virginia Tech

### ATHLON SPORTS NATIONAL TEAM OF THE WEEK

9/23/18 - vs. Virginia Tech

### DODD TROPHY COACH OF THE WEEK

9/23/18 - Bobby Wilder

### WALTER CAMP NATIONAL PLAYER OF THE WEEK

9/23/18 - Blake LaRussa

### ATHLON SPORTS NATIONAL PLAYER OF THE WEEK

9/23/18 - Blake LaRussa

### COLLEGE SPORTS MADNESS NATIONAL PLAYER OF THE WEEK

9/23/18 - Blake LaRussa

### CAA PLAYERS OF THE WEEK

9/3/12 - Taylor Heinicke  
9/17/12 - Taylor Heinicke  
9/24/12 - Taylor Heinicke  
9/12/11 - Colby Goodwyn

### CAA ROOKIE OF THE WEEK

9/5/11 - Antonio Vaughan  
10/3/11 - Taylor Heinicke  
10/31/11 - Taylor Heinicke  
11/7/11 - Taylor Heinicke

### CAA SPECIAL TEAMS PLAYER OF THE WEEK


11/12/12 - Antonio Vaughan  
10/3/11 - Jakwail Bailey

### CAA DEFENSIVE PLAYER OF THE WEEK

11/14/11 - Eriq Lewis



Jason Henderson



Taylor Heinicke



Blake LaRussa

# Post-Season Honors

## Senior All-Star Games

### REESE'S SENIOR BOWL

Travis Fulgham - 2019  
Oshane Ximines - 2019  
Nick Saldiveri - 2023

### EAST-WEST SHRINE GAME

Taylor Heinicke - 2015  
Ray Lawry - 2018  
Jonathan Duhart - 2019

### NFLPA COLLEGIATE BOWL

D.J. Morrell - 2014  
Zach Pascal - 2017

### TRILLION TROPICAL BOWL

TJ Ricks - 2017  
Isaiah Harper - 2019  
Tony Barnett - 2020  
Roger Cray - 2022  
Joe Joe Headen - 2022  
Marcus Haynes - 2023  
R'Tarriun Johnson - 2023  
Leroy Thomas - 2024

### COLLEGE GRIDIRON SHOWCASE

Rick Lovato - 2015  
Rashaad Coward - 2017  
Brandon Addison - 2018  
Tobias Harris - 2023  
Tyran Hunt - 2023

### HULA BOWL

Tre Hawkins - 2023

### PLAYERS ALL-STAR CLASSIC:

Ronnie Cameron - 2011

### CASINO DEL-SOL ALL-STAR GAME

Ronnie Cameron - 2012


### FCS SENIOR SCOUT BOWL

Chad King - 2011  
Edmon McClam - 2011

### TEXAS VS. THE NATION SENIOR ALL-STAR GAME

Craig Wilkins - 2013

Nick Saldiveri



Oshane Ximines



Travis Fulgham



# All-Time Results

**2009 (9-2 Overall; FCS Independent)**  
Home: 6-1; Away: 3-1

Date	Opponent	Score	H/A	Attend
9/5	CHOWAN	W, 36-21	H	19782
9/12	VIRGINIA UNION	W, 49-17	H	19782
9/19	Jacksonville	W, 28-27	A	5023
9/26	MONMOUTH	L, 31-28	H	19782
10/3	Fordham	L, 34-29	A	3673
10/10	PRESBYTERIAN	W, 34-16	H	19782
10/17	CAMPBELL	W, 28-17	H	19782
10/24	Savannah State	W, 38-17	A	2743
10/31	GEORGETOWN	W, 31-10	H	19782
11/7	N.C. CENTRAL	W, 42-28	H	19782
11/21	VMI	W, 42-35	A	8132

**HEAD COACH:** Bobby Wilder

**CAPTAINS:** Tobin Cameron, Drew Hareza, Chad King, Craig Wilkins

**2010 (8-3 Overall; FCS Independent)**  
Home: 4-3; Away: 4-0

Date	Opponent	Score	H/A	Attend
9/4	JACKSONVILLE	L, 35-25	H	19782
9/11	CAMPBELL	W, 44-13	A	5462
9/18	#12/13 WILLIAM & MARY	L, 21-17	H	19782
9/25	Monmouth	W, 35-21	A	1580
10/2	GARDNER-WEBB	W, 14-7	H	19782
10/9	CAL POLY	L, 50-37	H	19782
10/23	GEORGIA STATE	W, 34-20	H	19782
10/30	Hampton	W, 28-14	A	8605
11/6	SAVANNAH STATE	W, 57-9	H	19782
11/13	VMI	W, 45-28	H	19782
11/20	N.C. Central	W, 33-21	A	4107

**HEAD COACH:** Bobby Wilder

**CAPTAINS:** Ronnie Cameron, Thomas DeMarco, Deron Mayo, Craig Wilkins

**FINAL RANKING:** RV - TSN/RV - FCS Coaches

**2011 (10-3 Overall; 6-2 CAA)**  
Home: 6-1; Away: 4-2

Date	Opponent	Score	H/A	Attend
9/3	CAMPBELL	W, 41-14	H	19818
9/10	Georgia State	W, 40-17	A	11701
9/17	HAMPTON	W, 45-42	H	19818
9/24	#7/6 Delaware	L, 27-17	A	16789
10/1	MASSACHUSETTS	W, 48-33	H	19818
10/8	Rhode Island	W, 31-23	A	4026
10/15	#17/23 TOWSON	L, 39-35	H	19818
10/22	Villanova	W, 37-14	A	7471
10/29	#9/10 JAMES MADISON	W, 23-20	H	19818
11/5	RICHMOND	W, 42-28	H	19818
11/12	William and Mary	W, 35-31	A	12259
11/26	#19 NORFOLK STATE	W, 35-18	H	19818
12/3	#3/4 Georgia Southern!	L, 55-48	A	13226

§ - First Round FCS Playoffs - Norfolk, Va.

! - Second Round FCS Playoffs - Statesboro, Ga.

**HEAD COACH:** Bobby Wilder

**CAPTAINS:** Ronnie Cameron, Thomas DeMarco, Jonathan Plisco, Craig Wilkins

**FINAL RANKING:** #10- TSN/#10 - FCS Coaches

**2012 (11-2 Overall; 7-1 CAA)**  
Home: 6-2; Away: 5-0

Date	Opponent	Score	H/A	Attend
9/1	Duquesne	W, 57-23	H	19818
9/8	Hampton	W, 45-7	A	5500
9/15	Campbell	W, 70-14	H	20068
9/22	#18 New Hampshire	W, 64-61	H	20068
9/29	Richmond	W, 45-37	A	8700
10/13	Villanova	L, 38-14	H	20068
10/20	#18 Towson	W, 31-20	A	7817
10/27	#20 Delaware	W, 31-26	H	20068
11/3	Georgia State	W, 53-27	A	12293
11/10	William & Mary	W, 41-31	H	20068
11/17	#13 James Madison	W, 38-28	A	23051
12/1	Coastal Carolina§	W, 63-35	H	20068
12/8	#6 Georgia Southern!	L, 49-35	H	20068

§ - Second Round FCS Playoffs - Norfolk, Va.

! - Quarterfinals FCS Playoffs - Norfolk, Va.

**HEAD COACH:** Bobby Wilder

**CAPTAINS:** Chris Burnette, Taylor Heinicke, Craig Wilkins

**FINAL RANKING:** #6- TSN/#6 - FCS Coaches

**2013 (8-4 Overall; FBS Transition)**  
Home: 6-0; Away: 2-4

Date	Opponent	Score	H/A	Attend
8/31	East Carolina	L, 52-38	A	44,597
9/7	Maryland	L, 47-10	A	38,377
9/14	HOWARD	W, 76-19	H	20,118
9/21	THE CITADEL	W, 59-58	H	20,118
9/28	ALBANY	W, 66-10	H	20,118
10/5	LIBERTY	W, 21-17	H	20,118
10/19	Pittsburgh	L, 35-24	A	38,462
10/26	Norfolk State	W, 27-24	A	11,308
11/2	RHODE ISLAND	W, 66-14	H	20,118
11/9	Idaho	W, 59-38	A	14,489
11/16	CAMPBELL	W, 42-14	H	20,118
11/23	North Carolina	L, 80-20	A	41,500

**HEAD COACH:** Bobby Wilder

**CAPTAINS:** Taylor Heinicke, Nate Barnes, Jack Lowney, Andre Simmons

**2014 (6-6 Overall; 4-4 C-USA)**  
Home: 4-2; Away: 2-4

Date	Opponent	Score	H/A	Attend
8/30	HAMPTON	W, 41-28	H	20118
9/6	NC State	L, 46-34	A	55390
9/13	EASTERN MICHIGAN	W, 17-3	H	20118
9/20	Rice	W, 45-42	A	17558
9/26	MIDDLE TENNESSEE	L, 41-28	H	20118
10/4	MARSHALL	L, 56-14	H	20118
10/11	UTEP	L, 42-35	A	25509
10/25	WKU	L, 66-51	A	17886
11/1	Vanderbilt	L, 42-28	A	28966
11/8	FIU	W, 38-35	H	20118
11/22	LOUISIANA TECH	W, 30-27	OTH	20118
11/29	FAU	W, 31-28	A	9566

**HEAD COACH:** Bobby Wilder

**CAPTAINS:** Taylor Heinicke, Josh Mann, Eriq Lewis, Andre Simmons, Antonio Vaughan



## Records & History

# All-Time Results

### 2015 (5-7 Overall; 3-5 C-USA) Home: 3-4; Away: 2-3

Date	Opponent	Score	H/A	Attend
9/5	Eastern Michigan	W, 38-34	A	6474
9/12	Norfolk State	W, 24-10	H	20118
9/19	NC State	L, 38-14	H	20118
9/26	Appalachian State	L, 49-0	H	20118
10/3	Marshall	L, 27-7	A	18473
10/17	Charlotte	W, 37-34	H	20118
10/24	FIU	L, 41-12	A	17961
10/31	WKU	L, 55-30	H	20118
11/7	UTSA	W, 36-31	A	19586
11/14	UTEP	W, 31-21	H	20118
11/21	Southern Miss	L, 56-31	A	29568
11/28	Florida Atlantic	L, 33-31	H	20118

**HEAD COACH:** Bobby Wilder

**CAPTAINS:** On a game-by-game basis

### 2016 (10-3 Overall; 7-1 C-USA) Home: 6-0; Away: 3-3; Neutral: 1-0

Date	Opponent	Score	H/A	Attend
9/4	Hampton	W, 54-21	H	20118
9/10	Appalachian State	L, 31-7	A	23374
9/17	NC State	L, 49-22	A	57810
9/24	UTSA	W, 33-19	H	20118
10/1	Charlotte	W, 52-17	A	12589
10/7	UMass	W, 36-16	H	20118
10/22	WKU	L, 59-24	A	18676
10/29	UTEP	W, 31-21	A	19254
11/5	Marshall	W, 38-14	H	20118
11/12	Southern Miss	W, 51-35	H	20118
11/19	Florida Atlantic	W, 42-24	A	5843
11/26	FIU	W, 42-28	H	20118
12/23	Eastern Michigan!	W, 24-20	N	13422

! Popeyes Bahamas Bowl - Nassau, Bahamas

**HEAD COACH:** Bobby Wilder

**CAPTAINS:** Rashaad Coward, Zach Pascal, TJ Ricks, David Washington

### 2017 (5-7 Overall; 3-5 C-USA) Home: 3-3; Away: 2-4

Date	Opponent	Score	H/A	Attend
9/2	Albany	W, 31-17	H	20118
9/9	UMass	W, 17-7	A	9028
9/16	North Carolina	L, 53-23	H	20118
9/23	#13 Virginia Tech	L, 38-0	A	65632
10/7	Florida Atlantic	L, 58-28	H	20118
10/14	Marshall	L, 35-3	A	26097
10/20	WKU	L, 35-31	H	20118
10/28	North Texas	L, 45-38	A	18872
11/4	Charlotte	W, 6-0	H	20118
11/11	FIU	W, 37-30	A	17127
11/18	Rice	W, 24-21	H	20118
11/25	Middle Tennessee	L, 41-10	A	10128

**HEAD COACH:** Bobby Wilder

**CAPTAINS:** Brandon Addison, Jonathan Duhart, Bunmi Rotimi, Oshane Ximines

### 2018 (4-8 Overall; 2-6 C-USA) Home: 3-3; Away: 1-5

Date	Opponent	Score	H/A	Attend
9/1	Liberty	L, 52-10	A	20425
9/8	FIU	L, 28-20	H	19243
9/13	Charlotte	L, 28-25	A	8204
9/22	#13 Virginia Tech	W, 49-35	H	20532
9/29	East Carolina	L, 37-35	A	35047
10/6	Florida Atlantic	L, 52-33	A	18204
10/13	Marshall	L, 42-20	H	20118
10/20	WKU	W, 34-31	A	13269
10/27	Middle Tennessee	L, 51-17	H	19725
11/10	North Texas	W, 34-31	H	18062
11/17	VMI	W, 77-14	H	20118
11/24	Rice	L, 27-13	A	18083

**HEAD COACH:** Bobby Wilder

**CAPTAINS:** Isaiah Harper, Oshane Ximines

### 2019 (1-11 Overall; 0-8 C-USA) Home: 1-5; Away: 0-6

Date	Opponent	Score	H/A	Attend
8/31	Norfolk State	W, 24-21	H	21944
9/7	at Virginia Tech	L, 31-17	A	57282
9/21	at Virginia	L, 28-17	A	44573
9/28	East Carolina	L, 24-21	H	18643
10/5	WKU	L, 20-3	H	18405
10/12	at Marshall	L, 31-17	A	18351
10/19	at UAB	L, 38-14	A	19511
10/26	Florida Atlantic	L, 41-3	H	17744
11/2	at FIU	L, 24-17	A	14644
11/9	UTSA	L, 24-23	H	16297
11/23	at Middle Tennessee	L, 38-17	A	9806
11/30	Charlotte	L, 38-22	H	16369

**HEAD COACH:** Bobby Wilder

**CAPTAINS:** Lawrence Garner, Isaac Weaver

### 2021 (6-7 Overall; 5-3 C-USA) Home: 4-2; Away: 2-4; Neutral: 0-1

Date	Opponent	Score	H/A	Attend
9/3	Wake Forest	L, 42-10	A	25673
9/11	Hampton	W, 47-7	H	18363
9/18	Liberty	L, 45-17	A	18471
9/25	Buffalo	L, 35-34	H	18197
10/2	UTEP	L, 28-21	A	11025
10/9	Marshall	L, 20-13 OT	A	24172
10/16	WKU	L, 43-20	H	16418
10/30	Louisiana Tech	W, 23-20	H	13309
11/6	FIU	W, 47-24	A	0
11/13	Florida Atlantic	W, 30-16	H	13634
11/20	Middle Tennessee	W, 24-17	A	9606
11/27	Charlotte	W, 56-34	H	15874
12/20	Tulsa!	L, 30-17	N	6557

! Myrtle Beach Bowl

**HEAD COACH:** Ricky Rahne

**CAPTAINS:** Nick Rice, Isaac Weaver, Jordan Young

# All-Time Results

**2022 (3-9 Overall; 2-6 SBC)**  
**Home: 2-4; Away: 1-5**

Date	Opponent	Score	H/A	Attend
9/2	Virginia Tech	W, 20-17	H	21944
9/10	East Carolina	L, 39-21	A	36853
9/17	Virginia	L, 16-14	A	40556
9/24	Arkansas State	W, 29-26	H	20655
10/1	Liberty	L, 38-24	H	18368
10/15	Coastal Carolina	W, 49-21	A	16814
10/22	Georgia Southern	L, 28-23	H	20162
10/29	Georgia State	L, 31-17	A	16203
11/5	Marshall	L, 12-0	H	18327
11/12	James Madison	L, 37-3	H	21934
11/19	Appalachian State	L, 27-14	A	32096
11/26	South Alabama	L, 27-20	A	11407

**HEAD COACH:** Ricky Rahne

**CAPTAINS:** BR Hatcher, Zack Kuntz, Nick Saldiveri

**2023 (6-7 Overall; 5-3 SBC)**  
**Home: 4-3; Away: 2-4; Neutral: 0-1**

Date	Opponent	Score	H/A	Attend
9/2	Virginia Tech	L, 36-17	A	65632
9/9	Louisiana	W, 38-31	H	18154
9/16	Wake Forest	L, 27-24	H	18276
9/23	Texas A&M Commerce	W, 10-9	H	16939
9/30	Marshall	L, 41-35	A	22652
10/7	Southern Miss	W, 17-13	A	23011
10/21	Appalachian State	W, 28-21	H	20017
10/28	No. 25 James Madison	L, 30-27	A	26239
11/4	Coastal Carolina	L, 28-24	H	17982
11/11	Liberty	L, 38-10	A	21481
11/18	Georgia Southern	W, 20-17	A	20032
11/25	Georgia State	W, 25-24	H	15717
12/18	WKU	L, 38-35 (OT)	N	5632

**HEAD COACH:** Ricky Rahne

**CAPTAINS:** Grant Wilson, Xavier Black, Javon Harvey,  
Jason Henderson, Terry Jones, Ethan Duane

# All-Time Record vs. Opponents

<b>ATLANTIC COAST CONFERENCE (2-13)</b>			
MARYLAND		0-1	
Date	Score	H/A	Attend
9/7/13	L, 47-10	A	38,377
*Joined Big 10 in 2014			
PITTSBURGH		0-1	
Date	Score	H/A	Attend
10/19/13	L, 35-24	A	38,462
NORTH CAROLINA		0-2	
Date	Score	H/A	Attend
11/23/13	L, 80-20	A	41500
9/16/17	L, 53-23	H	20118
NC STATE		0-3	
Date	Score	H/A	Attend
9/6/14	L, 46-34	A	55390
9/19/15	L, 38-14	H	20118
9/17/16	L, 49-22	A	57810
VIRGINIA TECH		2-3	
Date	Score	H/A	Attend
9/23/17	L, 38-0	A	65632
9/22/18	W, 49-35	H	20532
9/7/19	L, 31-17	A	57282
9/2/22	W, 20-17	H	21944
9/2/23	L, 36-17	A	65632
VIRGINIA		0-2	
Date	Score	H/A	Attend
9/21/19	L, 28-17	A	44573
9/17/22	L, 16-14	A	40556
Wake Forest		0-2	
Date	Score	H/A	Attend
9/2/21	L, 42-10	A	25673
9/26/23	L, 27-24	A	18276
<b>BIG SOUTH (10-0)</b>			
HAMPTON		5-0	
Date	Score	H/A	Attend
10/30/10	W, 28-14	A	8605
9/17/11	W, 45-42	H	19818
9/8/12	W, 45-7	A	5500
8/30/14	W, 41-28	H	20118
9/4/16	W, 54-21	H	20118
9/11/21	W, 47-7	H	18363*
* Joined the Big South in 2017			
PRESBYTERIAN		1-0	
Date	Score	H/A	Attend
10/10/09	W, 34-16	H	19782
VMI		3-0	
Date	Score	H/A	Attend
11/21/09	W, 42-35	A	8132
11/13/10	W, 45-28	H	19782
11/17/18	W, 77-14	H	20118
GARDNER-WEBB		1-0	
Date	Score	H/A	Attend
10/2/10	W, 14-7	H	19782

<b>AMERICAN ATHLETIC CONFERENCE (0-5)</b>			
EAST CAROLINA		0-4	
Date	Score	H/A	Attend
8/31/13*	L, 52-38	A	44597
9/28/18	L, 37-35	A	35047
9/28/19	L, 24-21	H	18643
9/10/22	L, 39-21	A	36853
*Joined AAC in 2014			
TULSA		0-1	
Date	Score	H/A	Attend
12/20/21	L, 30-17	N	6557*
*Myrtle Beach Bowl			
<b>BIG SKY (0-1)</b>			
CAL POLY		0-1	
Date	Score	H/A	Attend
10/9/10	L, 50-37	H	19782
* Joined BIG SKY in 2012; Great West prior			
<b>CONFERENCE USA (23-27)</b>			
RICE		2-1	
Date	Score	H/A	Attend
9/20/14	W, 45-42	A	17558
11/18/17	W, 24-21	H	20118
11/24/18	L, 27-13	A	18083
MIDDLE TENNESSEE		1-4	
Date	Score	H/A	Attend
9/26/14	L, 41-28	H	20118
11/25/17	L, 41-10	A	10128
10/27/18	L, 51-17	H	19725
11/23/19	L, 38-17	A	9806
11/27/21	W, 24-17	A	9606
LIBERTY		1-4	
Date	Score	H/A	Attend
10/5/13*	W, 21-17	H	20118
9/1/18	L, 52-10	A	20425
9/18/21	L, 45-17	A	18363
10/1/22	L, 38-24	H	18368
11/11/23	L, 38-10	A	21481
*Member of Big South in 2013			
FBS Independent in 2018			
&Joined Conference USA in 2023			
UTEP		2-2	
Date	Score	H/A	Attend
10/11/14	L, 42-35	A	25509
11/14/15	W, 31-21	H	20118
10/29/16	W, 31-21	A	19254
10/2/21	L, 28-81	A	11025
WKU		1-7	
Date	Score	H/A	Attend
10/25/14	L, 66-51	A	17886
10/31/15	L, 55-30	H	20118
10/22/16	L, 59-24	A	18676
10/20/17	L, 35-31	H	20118
10/20/18	W, 37-34	A	13269
10/5/19	L, 20-3	H	18405
10/16/21	L, 43-20	H	16418
12/18/23	L, 38-35 OT	N	5632
FIU		4-3	
Date	Score	H/A	Attend
11/8/14	W, 38-35	H	20118
10/24/15	L, 41-12	A	17961
11/26/16	W, 42-28	H	20118
11/11/17	W, 37-30	A	17127
9/8/18	L, 28-20	H	19243
11/2/19	L, 24-17	A	14644
11/6/21	W, 47-24	A	0



# All-Time Record vs. Opponents (Cont.)

LOUISIANA TECH		2-0	
Date	Score	H/A	Attend
11/22/14	W, 30-27 OT	H	20118
10/30/21	W, 23-20	H	13309

FLORIDA ATLANTIC		3-4	
Date	Score	H/A	Attend
11/29/14	W, 31-28	A	9566
11/28/15	L, 33-31	H	20118
11/19/16	W, 42-24	A	5843
10/7/17	L, 58-28	H	20118
10/6/18	L, 52-33	A	18204
10/26/19	L, 41-3	H	17744
11/13/21	W, 30-16	H	13634

UTSA		2-1	
Date	Score	H/A	Attend
11/7/15	W, 36-31	A	19586
9/24/16	W, 33-19	H	20118
11/9/19	L, 24-23	H	16297

NORTH TEXAS		1-1	
Date	Score	H/A	Attend
10/28/17	L, 45-38	A	18872
11/10/18	W, 34-31	H	18062

CHARLOTTE		4-2	
Date	Score	H/A	Attend
10/17/15	W, 37-34	H	20118
10/1/16	W, 52-17	A	12589
11/4/17	W, 6-0	H	20118
9/13/18	L, 28-25	A	8204
11/30/19	L, 38-22	H	16369
11/27/21	W, 56-34	H	15874

**COLONIAL ATHLETIC ASSOCIATION (12-4)**

ALBANY		2-0	
Date	Score	H/A	Attend
9/28/13	W, 66-10	H	20118
9/2/17	W, 31-17	H	20118

DELAWARE		1-1	
Date	Score	H/A	Attend
9/24/11	L, 27-17	A	16789
10/27/12	W, 31-26	H	20068

NEW HAMPSHIRE		1-0	
Date	Score	H/A	Attend
9/22/12	W, 64-61	H	20068

RICHMOND		2-0	
Date	Score	H/A	Attend
11/5	W, 42-28	H	19818
9/29/12	W, 45-37	A	8700

RHODE ISLAND		2-0	
Date	Score	H/A	Attend
10/8/11	W, 31-23	A	4026
11/2/13	W, 66-14	H	20118

TOWSON		1-1	
Date	Score	H/A	Attend
10/15/11	L, 39-35	H	19818
10/20/12	W, 31-20	A	7817

VILLANOVA		1-1	
Date	Score	H/A	Attend
10/22/11	W, 37-14	A	7471
10/13/12	L, 38-14	H	20068

WILLIAM & MARY		2-1	
Date	Score	H/A	Attend
9/18/10	L, 21-17	H	19782
11/12/11	W, 35-31	A	12259
11/10/12	W, 41-31	H	20068

**FBS INDEPENDENT (3-0)**

MASSACHUSETTS *		3-0	
Date	Score	H/A	Attend
10/1/11	W, 48-33	H	19818
10/7/16	W, 36-16	H	20118
9/9/17	W, 17-7	A	9028

\* Joined MAC in 2012; CAA Prior; Independent in 2016

**MEAC (9-0)**

SAVANNAH STATE		2-0	
Date	Score	H/A	Attend
10/24/09	W, 38-17	A	2743
11/6/10	W, 57-9	H	19782

NORTH CAROLINA CENTRAL		2-0	
Date	Score	H/A	Attend
11/7/09	W, 42-28	H	19782
11/20/10	W, 33-21	A	4107

HOWARD		1-0	
Date	Score	H/A	Attend
9/14/13	W, 76-19	H	20118

NORFOLK STATE		4-0	
Date	Score	H/A	Attend
11/26/11	W, 35-18	H	19818
10/26/13	W, 27-24	A	11308
9/12/15	W, 24-10	H	20118
8/31/19	W, 24-21	H	21944

**NORTHEAST CONFERENCE (2-1)**

MONMOUTH		1-1	
Date	Score	H/A	Attend
9/26/09	L, 31-28	H	19782
9/25/10	W, 35-21	A	1580

DUQUESNE		1-0	
Date	Score	H/A	Attend
9/1/12	W, 57-23	H	19818

**MID-AMERICA CONFERENCE (3-1)**

BUFFALO		0-1	
Date	Score	H/A	Attend
9/25/21	L, 35-34	H	18197

EASTERN MICHIGAN		3-0	
Date	Score	H/A	Attend
9/13/14	W, 17-3	H	20118
9/5/15	W, 38-34	A	6474
12/23/16	W, 24-20	N	13422

**PATRIOT LEAGUE (1-1)**

FORDHAM		0-1	
Date	Score	H/A	Attend
10/3/09	L, 34-29	A	3673

GEORGE TOWN		1-0	
Date	Score	H/A	Attend
10/31/09	W, 31-10	H	19782

# All-Time Record vs. Opponents

**PIONEER LEAGUE (6-1)**

JACKSONVILLE		1-1	
Date	Score	H/A	Attend
9/19/09	W, 28-27	A	5023
9/4/10	L, 25-35	H	19782

CAMPBELL		5-0	
Date	Score	H/A	Attend
10/17/09	W, 28-17	H	19782
9/11/10	W, 44-13	A	5462
9/3/11	W, 41-14	H	19818
9/15/12	W, 70-14	H	20068
11/16/13	W, 42-14	H	20118

**SOUTHEASTERN CONFERENCE (0-1)**

VANDERBILT		0-1	
Date	Score	H/A	Attend
11/1/14	L, 42-28	A	28966

**SOUTHERN CONFERENCE (1-0)**

THE CITADEL		1-0	
Date	Score	H/A	Attend
9/21/13	W, 59-58	H	20118

**SOUTHLAND CONFERENCE (1-0)**

TEXAS A&M UNIVERSITY-COMMERCE		1-0	
Date	Score	H/A	Attend
9/23/23	W, 10-9	H	16939

**SUN BELT CONFERENCE (14-19)**

APPALACHIAN STATE		1-3	
Date	Score	H/A	Attend
9/26/15	L, 49-0	H	20118
9/10/16	L, 31-7	A	23374
11/19/22	L, 27-14	A	32096
10/21/23	W, 28-21	H	20017

COASTAL CAROLINA		2-1	
Date	Score	H/A	Attend
12/1/12	W, 63-35@	H	20068
10/15/22	W, 49-21	A	16814
11/4/23	L, 28-24	H	17982

@Coastal Carolina was a member of the Big South

ARKANSAS STATE		1-0	
Date	Score	H/A	Attend
9/24/22	W, 29-26	H	20655

GEORGIA SOUTHERN		1-3	
Date	Score	H/A	Attend
12/3/11	L, 55-48^	A	13226
12/8/12	L, 49-35^	H	20068
10/22/22	L, 28-23	H	20162
11/18/23	W, 20-17	A	20032

^Georgia Southern played in the Southern Conference

GEORGIA STATE		4-1	
Date	Score	H/A	Attend
10/23/10	W, 34-20	H	19782
9/10/11	W, 40-17	A	11701
11/3/12	W, 53-27	A	12293
10/29/22	L, 31-17\$	A	16203
11/25/23	W, 25-24	H	15717

\* Joined CAA in 2012; FCS Independent Prior; \$ Sun Belt game

IDAHO		1-0	
Date	Score	H/A	Attend
11/9/13	W, 59-38	A	14489

MARSHALL		1-8	
Date	Score	H/A	Attend
10/4/14	L, 56-14	H	20118
10/3/15	L, 27-7	A	18743
11/5/16	W, 38-14	H	20118
10/14/17	L, 35-3	A	26097
10/13/18	L, 42-20	H	20118
10/12/19	L, 31-17	A	18351
10/9/21	L, 20-13 OT	A	24172
11/5/22	L, 12-0*	H	18327
9/30/23	L, 41-35	A	22652

\*Joined the Sun Belt after first seven meetings in C-USA

JAMES MADISON		2-1	
Date	Score	H/A	Attend
10/29/11	W, 23-20	H	19818
11/17/12	W, 38-28	A	23051
11/12/22	L, 37-3@	H	21934
10/28/23	L, 30-27	A	26239

@Sun Belt Conference game; first two meetings in CAA

LOUISIANA		1-0	
Date	Score	H/A	Attend
9/9/23	W, 38-31	H	18154

SOUTH ALABAMA		0-1	
Date	Score	H/A	Attend
11/26/22	L, 27-20	A	11407

SOUTHERN MISS		2-1	
Date	Score	H/A	Attend
11/21/15	L, 56-31-	A	29568
11/12/16	W, 51-35-	H	20118
10/7/23	W, 17-13	A	23011

- First two meetings were as Conference USA members

**DIVISION II (2-0)**

CHOWAN:		1-0	
Date	Score	H/A	Attend
9/5/09	W, 36-21	H	19782

VIRGINIA UNION:		1-0	
Date	Score	H/A	Attend
9/12/09	W, 49-17	H	19782

# NFL DRAFT



Another first was check off the box for the Old Dominion University football program, as Oshane Ximines and Travis Fulgham were selected in the 2019 NFL Draft. Ximines became the first Monarch drafted, going 95th overall in the third round by the New York Giants. Fulgham was taken in the sixth round, No. 184 by the Detroit Lions. ODU was one of nine Group of Five schools to have multiple players selected in the draft.

The draft is just another first notched by Ximines and Fulgham, as they were the first two Monarchs to play in the Reese's Senior Bowl, and the first ODU teammates to participate at the NFL Combine.

## C-USA 2019 Draftees

Player	Round	Overall	NFL Team	School
Devin Singletary	3rd	75	Buffalo Bills	FAU
Nate Davis	3rd	82	Tennessee Titans	Charlotte
Jaylon Ferguson	3rd	85	Baltimore Ravens	LA Tech
<b>Oshane Ximines</b>	<b>3rd</b>	<b>95</b>	<b>New York Giants</b>	<b>ODU</b>
<b>Travis Fulgham</b>	<b>6th</b>	<b>184</b>	<b>Detroit Lions</b>	<b>ODU</b>
Kerrith Whyte	7th	222	Chicago Bears	FAU



# NFL DRAFT



ODU set a record with three players taken in the 2023 NFL Draft. The three players were the most by a Sun Belt team but also the most of any Group of Five program. The trio of Monarchs take were more than Virginia (one) and Virginia Tech (combined).

All three players selected for the first of their position group as a Monarch. Nick Saldiveri was a three-year starter at right tackle and a two-time all-conference selection. He was the first player nabbed on the third day of the draft by the New Orleans Saints.

Tre Hawkins was a two-year starter at cornerback for the Monarchs, starting 25 consecutive games. He was named the Sun Belt Defensive Player of the Week for his performance in ODU's win at Coastal Carolina, when he recorded 10 tackles, a forced fumble and fumble recovery.

Zack Kuntz finished second in the country in receptions by a tight end in 2021 but only played five games in 2022 due to injury. He had 12 catches for 144 yards and two scores in 2022, including the game-winner in the victory over Arkansas State.

## Sun Belt Conference 2023 Draftees

Player	Round	Overall	NFL Team	School
<b>Nick Saldiveri</b>	<b>4</b>	<b>103</b>	<b>New Orleans Saints</b>	<b>Old Dominion</b>
Jake Andrews	4	107	New England Patriots	Troy
Darrell Luter Jr.	5	155	San Francisco 49ers	South Alabama
Nick Hampton	5	161	Los Angeles Rams	App State
Eric Scott Jr.	6	178	Dallas Cowboys	Southern Miss
<b>Tre Hawkins III</b>	<b>6</b>	<b>209</b>	<b>New York Giants</b>	<b>Old Dominion</b>
<b>Zack Kuntz</b>	<b>7</b>	<b>220</b>	<b>New York Jets</b>	<b>Old Dominion</b>
Cooper Hodges	7	226	Jacksonville Jaguars	App State
Andre Jones	7	233	Washington Commanders	Louisiana

# Monarchs In The Pros

**All-Time NFL Monarchs (have been on a training camp roster, 53-man or practice squad)**

Player	Team	Year(s)
Daniel Appouh	Oakland Raiders	2019
Brandon Addison	Philadelphia Eagles	2019
Chris Burnette	Miami Dolphins	2013
Ronnie Cameron	Chicago Bears, Cleveland Browns, Philadelphia Eagles	2012
Rashaad Coward	Bears, Pittsburgh Steelers, Atlanta Falcons, Texans	2017-22
Thomas DeMarco	BC Lions, Ottawa RedBlacks (CFL)	2012-16
Jeremy Cox	LA Chargers, Denver Broncos, Houston Roughnecks (XFL)	2019-Present
Jonathan Duhart	Detroit Lions	2019
Travis Fulgham	Lions, Dolphins, Eagles, Packers	2019-Present
Isaiah Harper	LA Rams	2019
<b>Tre Hawkins</b>	<b>New York Giants</b>	2023-Present
Marcus Haynes	Denver Broncos	2023
<b>Taylor Heinicke</b>	Vikings, Patriots, Texans, Panthers, Commanders, <b>Falcons</b>	2015-Present
Tyran Hunt	Memphis Showboats (USFL)	2023
<b>Zack Kuntz</b>	<b>New York Jets</b>	2023-Present
Ray Lawry	Cincinnati Bengals, Kansas City Chiefs	2019
<b>Rick Lovato</b>	Bears, Packers, <b>Eagles</b>	2015-Present
Josh Mann	Jacksonville Jaguars	2017
Deron Mayo	Calgary Stampeders (CFL)	2011-17
Edmon McClam	Detroit Lions, Philadelphia Eagles	2011-13
D.J. Morrell	Detroit Lions, Rams, Buffalo Bills	2014-15
Reggie Owens	Buffalo Bills	2015
<b>Zach Pascal</b>	Redskins, Titans, Colts, Eagles, <b>Cardinals</b>	2017-Present
Larry Pinkard	Packers, Raiders, Jaguars	2015-18
Bunmi Rotimi	Bears, Commanders, <b>Arlington Renegades</b>	2018-Present
<b>Nick Saldiveri</b>	<b>New Orleans Saints</b>	2023-Present
<b>Stone Smartt</b>	<b>Chargers</b>	2022-Present
Tim Ward	Chiefs, Jets, <b>Roughnecks (XFL)</b>	2017-Present
Isaac Weaver	Chargers	2022-23
Craig Wilkins	Seattle Seahawks, Calgary Stampeders (CFL)	2012-13
Anthony Wilson	San Francisco 49ers	2017
Melvin Vaughn	Bears	2017
<b>Oshane Ximines</b>	<b>Giants, Patriots</b>	<b>2019-Present</b>
Jordan Young	Tampa Bay Buccaneers	2022



Rick Lovato



Zach Pascal



Nick Saldiveri





## Norfolk Division of William and Mary Football Team • 1930-1941



The 1930 Norfolk Division of W&M football team was the first team in ODU history

- The first ODU football team played in 1930, when Old Dominion was known as the Norfolk Division of William and Mary.
- The first team was coached by Tommy Scott, a Norfolk native and football All-American at VMI. Scott coached a team comprised of local players, many of whom had not played football at the high school level.
- From 1930-35, ODU played its home games at Bain Field but opened Foreman Field in 1936. The first game played at the newly constructed Foreman Field was in 1936 between Virginia and William and Mary.
- In 1941, the team was disbanded for several reasons:
  - A ruling that did not allow the team to use freshman players since it was part of a branch campus.
  - There was a \$10,000 debt as well as poor attendance at games.
  - Many of the players left school to fight in World War II.



In 2010, members of the last Norfolk Division of College of William and Mary football teams were honored during the Monarchs' game against W&M.