

BOWLING GREEN

OLD DOMINION

September 28, 2024
5 p.m. • ESPN+
Bowling Green, Ohio
Doyt Perry Stadium (24,000)

GAME

4

1959 NATIONAL CHAMPIONS • 12 MAC CHAMPIONSHIPS



OLD DOMINION MONARCHS

Record: 0-3, SBC: 0-0

Head Coach: Ricky Rahne

ODU Record: 15-26 • fourth season

Career Record: 15-26 • fourth season

Rahne vs. BG: First Meeting

BOWLING GREEN FALCONS

Record: 1-2, MAC: 0-0

Head Coach: Scot Loeffler

BG Record: 21-37 • sixth season

Career Record: 21-37 • sixth season

Loeffler vs. ODU: First Meeting

Date: Sat., Sept. 28, 2024
Location: Bowling Green, Ohio
Stadium: Doyt Perry Stadium (24,000)
Series vs. ODU: First Meeting
In Bowling Green: First Meeting
at Doyt Perry Stadium: First Meeting
Loeffler vs. Rahne: First Meeting
Websites: BGSUFalcons.com
ODUSports.com

2024 SCHEDULE

Date	Opponent	Time/Result	TV
A. 29 FORDHAM®		W/41-17	ESPN+
S. 7	at #8 Penn State	L/27-34	BTN
S. 21	at #25/24 Texas A&M	L/20-26	SECN+
S. 28 OLD DOMINION		5 p.m.	ESPN+
O. 5	at Akron*	3:30 p.m.	ESPN+
O. 12 NIU*		TBA	TBA
O. 19 KENT STATE*		TBA	TBA
O. 26	at Toledo*	TBA	TBA
N. 5	at Central Michigan* ¹	7:30/8 p.m.	TBA
N. 12 WESTERN MICHIGAN*¹		7 p.m.	TBA
N. 23	at Ball State*	TBA	TBA
N. 29 MIAMI (OH)*^A		12 p.m.	ESPNU/CBSN
D. 7	MAC Championship (Detroit)	12 p.m.	ESPN

AllTimes Eastern; *MAC game; ¹Tues; *Thurs.; *Fri.

OPENING KICK

FALCONS RETURN HOME FOR HOMECOMING

- Bowling Green State University returns to the cozy confines of Doyt Perry Stadium to host the Old Dominion Monarchs on Saturday for Homecoming.
- There will be postgame fireworks as part of the celebration.

JUST ANOTHER DAY IN PARADISE

- As part of BGSU's 2024 Homecoming celebration, award-winning country singer Phil Vassar will perform a free concert in Tailgate Park prior to the game at 2:30 p.m. Vassar's repertoire includes 10 No. 1 singles and 27 Top-40 hits.

BOWLING GREEN VS. OLD DOMINION

- Bowling Green is facing Old Dominion for the first time in program history.
- The Monarchs are the seventh different program the Falcons have faced from the Commonwealth of Virginia. BGSU has also faced Liberty, Richmond, Virginia Tech, VMI, and William & Mary. Virginia Tech and William & Mary are the only programs on that list that have not played at Doyt Perry Stadium.

FIVE TOP STORYLINES

- **TE Harold Fannin Jr.** is No. 1 in the nation among tight ends in receiving yards (349), YAC (227), first downs (19), and broken tackles (10). His 25 receptions are tied for No. 1 among tight ends with LSU's Mason Taylor, who has played one more game. Per Pro Football Focus, Fannin has the highest receiving grade in the nation (94.7) and ranks No. 2 for his pass routes grade (94.6), both of which are tops for tight ends.
- **QB Connor Bazelak** enters Saturday with 942 career completions, ranking No. 3 among active players (behind Washington's Will Rogers and Oregon's Dillon Gabriel). He needs 58 more completions to become the 41st player in FBS history to reach 1,000 career completions. He also needs 22 passing yards to reach 10,000 for his career.
- Bowling Green blocked its first punt of the season at then-No. 25 Texas A&M last time out. BGSU has eight punt blocks since the start of the 2022 season, which is tied for the most in FBS during that span, sharing the spot with Rutgers and South Carolina.
- **ILB Brock Horne** is tied for No. 2 in the nation with 0.67 forced fumbles per game.
- Bowling Green recorded five sacks in its season opener against Fordham, two at then-No. 8 Penn State, and one at then-No. 25 Texas A&M. Since the start of the 2022 season, BGSU has accumulated 79 team sacks, ranking 19th in the nation.



TE Harold Fannin Jr. leads all FBS tight ends with 349 receiving yards, 227 yards after the catch and tied for No. 1 with 25 receptions.

ON THE AIR

ESPN+

Jason Ross, play-by-play
Tyoka Jackson, analyst



Falcon Sports Radio Network

Todd Walker, play-by-play
John Gibson, analyst
Kevin Piel, sideline



Satellite Radio

Internet 985



BOWLING GREEN COACHES

ON THE FIELD

Scot Loeffler, Head Coach
Erik Campbell, Passing Game Coordinator/Wide Receivers
Alex Bayer/Special Teams Coordinator/Tight Ends
Sammy Lawanson/Co-Defensive Coordinator/OLBs
Greg Nosal, Co-Offensive Coord./Offensive Line
Robert Armand, Cornerbacks
Cornell Brown, Defensive Line
Jack McCarthy, Offensive Quality Control
Grant Strock, Offensive Quality Control
Brady Thomas, Defensive Quality Control

IN THE BOOTH

Steve Morrison, Co-Defensive Coordinator/ILBs
Max Warner, Co-Offensive Coord./Quarterbacks
Brian White/Running Backs
Derrick Jackson/Defensive Pass Game Coord./Secondary
Johnny Caughman, Defensive Quality Control

STRATEGIC COMMUNICATIONS

Asst. AD for Strategic Communications

Vincent Briedis • @VincentBriedis ✕

O: (419) 372-7075 • C: (434) 326-3792 • vinceb@bgsu.edu

Secondary Football Contact (Players)

Kyle Edmond • @kyleedmond7 ✕

O: (419) 372-4027 • C: (419) 618-3485 • kedmond@bgsu.edu

Tertiary Football Contact

Noah Tylutki • @tulooks ✕

O: (419) 372-7075 • C: (734) 788-2476 • ntylutk@bgsu.edu

#ToTheMoon: BY THE NUMBERS

- 1** TE Harold Fannin Jr. needs one receiving touchdowns to make a three-way tie for the BGSU program record for career receiving touchdowns by a tight end.
- 22** QB Connor Bazelak needs 22 passing yards to reach 10,000 for his career. He is No. 5 in the nation for career passing yards among active players.
- 30** Saturday's game will mark 30 days since BGSU last had a home game at Doyt Perry Stadium. BGSU has had two road games and a bye over the last three weekends.

#TOTHEMOON



@BG_Football



@BGSUFootball



@BGSUFootball

THIS WEEK'S SCHEDULE	22 SUNDAY	23 MONDAY	24 TUESDAY	25 WEDNESDAY	26 THURSDAY	27 FRIDAY	28 SATURDAY
	No availability	<ul style="list-style-type: none"> Weekly press conference (12:30 p.m.) Falcon Nest Coaches Show (6 p.m.) 	<ul style="list-style-type: none"> Player availability upon request 	<ul style="list-style-type: none"> Player availability upon request 	No availability	No availability	<p>Game No. 4 vs. Old Dominion 5 p.m. ESPN+ Bowling Green, Ohio</p>

WEEKLY PRESS CONFERENCE

Football coach Scot Loeffler will hold a weekly media press conference in the Wilcox Room on the third floor of the Sebo Athletic Center. All members of the media are welcome to attend. Out-of-town media should contact Vincent Briedis to gain access to the TEAMS link for the Monday press conference. Audio and video of each weekly press conference will be available at BGSUFalcons.com shortly after the completion of the press conference.

The only weekly press conferences not on the Monday of game week will be for the Fordham, Central Michigan and Western Michigan games. The press conference for Fordham Game Week will be on Thurs., Aug. 22. The press conference for the Central Michigan Game Week will be on Thurs., Oct. 31. The press conference for the Western Michigan Game Week will be on Thurs., Nov. 7.

PLAYER INTERVIEWS

Players are available for only interviews each Monday depending on class schedules. If you have specific player interview requests, they should be directed to Kyle Edmond in the Bowling Green strategic communications office by noon Sunday.

Please allow at least 24 hours to set up interviews with players. Arrangements can be made for telephone and in-person interviews at a time that is mutually agreeable to the reporter/broadcaster and the athlete, should there be a scheduling conflict.

No player or coach interviews will be arranged after Wednesday during game week (for Saturday games), or what is equivalent of "Wednesday" for the MACtion weeks.

POSTGAME INTERVIEWS


Coach Loeffler will hold his postgame press conference in person. At home Coach Loeffler and select players will be available in the Sentinel-Tribune Room located between the two locker rooms, following the normal cooling-off period. BGSU observes a closed locker room policy. The Sentinel-Tribune Room is on the east side of the stadium (opposite the press box), and can be entered through the tunnels at either the north or south end.

On the Road: Coach Loeffler and requested players will be made available in a designated media room or just outside the locker room following the normal cooling-off period.

FACT BOOK/ROSTER FILES

Bowling Green's fact book is available online throughout the season at BGSUFalcons.com at this link:

<https://bgsufalcons.com/2024FootballMediaCenter>

The most up-to-date Bowling Green roster files also are available at BGSUFalcons.com. Audio pronunciations of player names can be viewed by clicking on the  next to the player/coach name on their bio or roster and then clicking "Hear It."

WEEKLY GAME NOTES

Bowling Green's game notes will be available by the start of the weekly Scot Loeffler Press Conference. They also can be accessed online in PDF format at BGSUFalcons.com. If you are interested in receiving the weekly game notes via email, please contact Vincent Briedis.

CREDENTIALS

Requests for working press credentials should be made to the BGSU Strategic Communications Office. Requests should be made at least one week in advance. Late requests will be honored if space is available, but parking cannot be guaranteed for requests less than one week in advance. Scouts and non-working media will be seated if space is available, dependent on league and national rules.

All requests can be made using the following link: <https://bgsufalcons.com/2024FootballMediaCenter>

COLLEGE PRESS BOX.COM

CollegePressBox.com is the official media website for Division I football. Access and download weekly game notes, quotes, statistics, media guides, headshots, logos and more for each conference and its member schools. Register for access at collegepressbox.com/register.



STRATEGIC COMMUNICATIONS



VINCENT BRIEDIS

Asst. AD for Strategic Communications (Primary Football Contact)


Office: 419-372-7075
Mobile: 434-326-3792
vinceb@bgsu.edu
@VincentBriedis



MIKE CIHON

Assoc. Director for Strategic Communications

Office: 419-372-0474
Mobile: 419-308-0691
mcihon@bgsu.edu
@MikeCihon



KYLE EDMOND

Assistant Director for Strategic Communications (Secondary Football Contact)


Office: 419-372-4027
Mobile: 419-618-3485
kedmond@bgsu.edu
@kyleedmond7



NOAH TYLUTKI

Strategic Communications Coordinator (Tertiary Football Contact)

Mobile: 734-788-2476
ntylutk@bgsu.edu
@tulooks



KRISSY KOWALSKI

Strategic Communications Coordinator

Mobile: 516-413-4530
krikowa@bgsu.edu

MAILING ADDRESS

Sebo Athletic Center
1610 Stadium Dr.
Bowling Green, OH 43403

PRONUNCIATION GUIDE

COACH PRONUNCIATION GUIDE

Scot Loeffler	LEFF-luhr
Sammy Lawanson	La-WON-son
Greg Nosal	NO-sal

PLAYER PRONUNCIATION GUIDE

David Afogho	AH-foe-GO
Nakai Amachree	Nah-Kai Ah-mock-ree
Alan Anaya	A-NYE-AH
Josira Andrews	Joe-si-rah
Lucian Anderson	Loo-shuh n
D'kyah Banks	Dah-Kai
Connor Bazelak	bays-lack
Tunde Fatukasi	tune-day, faa-too-KAH-see
Levi Gazarek	guh-ZAIR-eck
Dominic Grguric	GAH-gur-ICK
Quillan Jimenez	Quill-en hee-MEN-es
Dierre Kelly	Dee-Air
Jackson Kleather	Klee-thur
Darius Lorflis	Lore-Fills
Avi McGary	AY-vee
Cynceir McNeal	sincere
Jordan Oladokun	Oh-LAH-Doe-KUN
Jaison Patterson	Jye-Son
Justin Pegues	Pea-Gi-es
Henry Reifschneider	Reef-SHNIGH-duhr
Nick Reimer	Rhyme-er
Tracy Revels	Rev-els
Ali Saad	ollie sod
Rahkeem Smith	Rah-keem
Terion Stewart	TERRY-on
PaSean Wimberly	PAY-shawn

WHAT'S INSIDE

Game Information	1	Honors & Awards	18	Season Analysis	29
Media Information/Schedule	2	Did You Know?	18	Scoring Drives	30
Bowling Green State University Facts	3	Game-By-Game Notables	19	Long Plays	31
Bowling Green vs. Old Dominion	4	BGSU's Record When	19	Game-By-Game Stats	32-42
Team Notes	5-6	100-yard/200-yard/300-yard Games	19	Bowling Green Team Highs/Lows	43
MAC Standings/Preseason Poll	6	Active Reception Streak	19	Opponent Team Highs/Lows	44
Offensive Notes	7-9	Game-Opening Drives	20	Bowling Green Indiv. Highs	45
Last Minute Game-Winning Scores	8	Goal-to-Goal Situations	20	Opponent Indiv. Highs	46
Defensive Notes	10-11	Starting Field Position/Penalties	20	Participation	47
Single-Game Records	9-11	Falcons in the Stat Rankings	21	Game Drives	48
Special Teams Notes	12	BGSU Career Receptions List	21	Game-By-Game Summaries	49-50
Game-Winning Field Goals in BGSU History	12	Falcons in the NFL	21	Career Highs	51-52
Career Starts/ 2024 BGSU Opponents	13	Individual Statistics	22-24	Bowling Green Long Plays	53
BGSU Overtime Games	13	Team Statistics	25	The Last Time	53
Connor Bazelak	14	Defensive Statistics	26	Bowling Green Rosters	54-55
Camden Orth	15	Game-By-Game Starters/Statistical Leaders	27	Depth Chart	56
Head Coach Scot Loeffler	16-17	First and Third Down	28		

BOWLING GREEN FACTS

BOWLING GREEN STATE UNIVERSITY

Location	Bowling Green, Ohio
Founded	1910
Enrollment	18,966
President	Dr. Rodney Rogers
Director of Athletics	Derek van der Merwe
Faculty Representative	Dr. Ray Schneider Dr. Donna Trautman
Nickname	Falcons
Mascots	Freddie and Frieda Falcon
Colors	Orange and Brown
Songs	Ay Ziggy Zoomba Forward Falcons Alma Mater
Stadium	Doyt Perry Stadium
Capacity	24,000
Surface	Shaw SportTurf
Doyt Perry Stadium Opened	Oct. 1, 1966
All-Time Record at Doyt Perry Stadium	175-112-5
Affiliations	NCAA, Division I-FBS, Mid-American

FOOTBALL INFORMATION

First Year of Football	1919
All-Time Record	563-428-52 (106th season)
All-Time MAC Record	299-208-13 (73rd season)
MAC Championships	1956, 1959, 1961, 1962, 1964, 1965, 1982, 1985, 1991, 1992, 2013, 2015
All-Time Bowl Record	5-7
Offensive Alignment	No Huddle Multiple
Defensive Alignment	Multiple

COACHING STAFF

Head Coach	Scot Loeffler
Co-DC/Inside Linebackers	Steve Morrison
Co-DC/Outside Linebackers	Sammy Lawanson
Co-OC/Offensive Line	Greg Nosal
Co-OC/Quarterbacks	Max Warner
Special Teams Coordinator/TEs	Alex Bayer
Passing Game Coord./WR	Erik Campbell
Def. Pass Game Coord./Secondary	Derrick Jackson
Cornerbacks	Robert Armand
Defensive Line	Cornell Brown
Running Backs	Brian White
Head Football Sports Performance	Kevin Tolbert
Assoc. Head FB Strength & Conditioning	Brandon Palidar
Asst. Director of Sport Perf.	Grant Cassidy
Offensive Graduate Assistant	Grant Strock
Defensive Quality Control	Brady Thomas
Defensive Quality Control	Johnny Caughman
Offensive Quality Control	Jack McCarthy
Student Assistant	Griffin Little

SUPPORT STAFF

Director of Football Operations	Damaris Linker
Assistant Director of Football Operations	Jack Bilek
Dir. of Personnel/Recruiting	Camden Dietz
Asst. Director of Player Personnel	Scott Stolz
Athletic Trainer	Dani Coppes
Football Video Coordinator	Tony Palmieri
Assoc. AD for Student-Athlete Services	Jaysen Spencer
Academic Coordinator	Kathleen Westfall

THE FALCONS

The nickname Falcons was chosen for BGSU athletic teams in 1927. It was suggested by the sports editor of the Daily Sentinel-Tribune, who thought the nickname was fitting because it was indicative of a powerful bird that was small in stature, its coloring represented the school colors, and, like the athlete, the falcon must go through a long period of training before battle. Freddie and Frieda Falcon are the campus mascots.

UNIVERSITY COLORS

The historical story behind how BGSU began using Brown and Orange as its school colors dates back to 1914.

Dr. Williams, the University's first President, gathered a group of people which included a Dr. L.L. Winslow from Industrial Arts as a selection committee for the school's new colors. While on an interurban (or trolley) ride to Toledo, Dr. Winslow sat behind a woman wearing a large hat adorned with beautiful brown and orange feathers. It is unclear whether or not she ever actually gave him a few of these feathers from her hat, however, he was so interested in the color scheme of the pair that he convinced the committee to approve the combination of Brown and Orange.

INSPIRATION TO THE CLEVELAND BROWNS

It was early in the calendar year of 1946 and Browns general manager/head coach Paul Brown was scouring Ohio, looking for a training camp site for that summer on which the team could get ready for its inaugural season in the start-up All-America Football Conference.

His travels took him to Bowling Green and Bowling Green State University. Brown was interested in the school because it was far enough away from Cleveland that he could sequester his team there away from all the noise and chatter of the big city, but close enough that the Browns, when they needed to, could get back to Cleveland in a decent amount of time (two hours-plus at a point in history before the existence of the Ohio Turnpike).

Brown was getting a tour when he stopped in an athletic building. What caught his attention was a framed BGSU football jersey on a wall. He really liked the school's orange-and-brown color combination, and the rest is history.

SONGS OF BGSU

President Ralph McDonald opened a five-year contest during which each year a college song was chosen and presented on Honors Day. At the end of the five-year period, a committee convened to listen to all five winners. Edith Ludwig Bell's composition was publicly presented as The Alma Mater of BGSU at the Golden Anniversary Convocation on May 19, 1960.

Before 1948, there was not an official fight song for campus. The Commoners, a men's independent group, created a contest for a new fight song. Following the students' lead, campus officials asked the music department to develop an official fight song. Dr. Wayne Bohrstedt, assistant professor of music from 1947-53, composed the current song, "Forward Falcons." The words were written by Sidney Freeman, a graduate assistant in the English department.

Brought to Bowling Green over half a century ago by original SICSIC member and World War II veteran Gilbert Fox, "Ay Ziggy Zoomba" is BGSU's unofficial fight song. In 1946, Fox, an Army Air Corps bombardier who served in Italy, brought his interpretation based upon a Zulu war chant back to the University.

YOU ARE NOT FORGOTTEN

Bowling Green has a permanently unoccupied seat in Doyt Perry Stadium to honor the tens of thousands of military personnel who are or were prisoners of war (POW) or have been declared missing in action (MIA).

POW/MIA Chair of Honor is a national program designed to remember prisoners of war and those missing in action. The chair was permanently installed in the stadium in 2014 to help visitors and fans remember that even though our service members are not with us, they are not forgotten.



ON THIS DATE • SEPT. 28

► Bowling Green has played 10 previous games in its history on Sept. 28. The Falcons are 8-2 all-time on this date.

Season	Site	BGSU Coach	W/L/T	Score	BGSU Rank	Opponent	Opp. Coach	Opp. Rank
1929	Home	Warren Steller	L	0-18	NR	Baldwin Wallace	Ray Watts	NR
1946	Away	Robert Whittaker	L	0-7	NR	Central Michigan	Ron Finch	NR
1957	Away	Doyt Perry	W	16-0	NR	Xavier	Harry Connolly	NR
1963	Away	Doyt Perry	W	31-6	NR	Southern Illinois	Carmen Piccone	NR
1968	Home	Don Nehlen	W	20-14	NR	Dayton	John McVay	NR
1974	Away	Don Nehlen	W	21-13	NR	Western Michigan	Bill Doolittle	NR
1985	Home	Denny Stolz	W	27-22	NR	Akron	Jim Dennison	NR
1991	Away	Gary Blackney	W	22-19	NR	Navy	George Chaump	NR
1996	Home	Gary Blackney	W	31-27	NR	Central Michigan	Dick Flynn	NR
2013	Home	Dave Clawson	W	31-14	NR	Akron	Terry Bowden	NR

100-YARD RUSHERS VS. CURRENT SBC TEAMS

Date	Opponent	Name	Car.	Yds.	Score
10/28/72	Marshall	Paul Miles	27	217	46-7
11/16/74	at Southern Mississippi	Dave Preston	37	164	38-20
11/9/74	Arkansas State	Dave Preston	33	127	17-0
9/24/60	Marshall	Chuck Comer	18	127	14-7
11/10/79	Southern Mississippi	Kevin Folkes	26	119	31-27
11/13/04	Marshall	P.J. Pope	25	117	56-35
10/27/73	at Marshall	Paul Miles	24	116	24-21
11/13/58	Marshall	Harold Furcron	10	110	21-7
9/18/10	vs. Marshall	Willie Geter	31	100	44-28
9/29/01	at Marshall	Joe Alls	17	107	31-37
10/27/56	Marshall	Jack Giroux	21	100	34-12

100-YARD RECEIVERS VS. CURRENT SBC TEAMS

Date	Opponent	Name	Rec.	Yds.	Score
9/29/01	at Marshall	Robert Redd	9	215	31-37
11/13/04	Marshall	Charles Sharon	5	168	56-35
9/3/09	vs. Troy	Freddie Barnes	15	157	31-14
10/31/70	Marshall	Bill Pittman	11	151	26-24
12/20/14	vs. South Alabama	Roger Lewis	4	137	33-28
11/13/04	Marshall	Steve Sanders	6	116	56-35
9/4/10	at Troy	Kamar Jorden	9	111	27-30
12/20/14	vs. South Alabama	Gehrig Dieter	7	108	33-28
11/2/68	Marshall	Bob Zimpfer	7	101	54-28

300-YARD PASSERS VS. CURRENT SBC TEAMS

Date	Opponent	Name	Cp-Att-Yds	Score
12/20/14	vs. South Alabama	James Knapke	25-39-368	33-28
9/3/09	Troy	Tyler Sheehan	32-44-339	31-14
9/11/21	South Alabama	Matt McDonald	23-32-308	19-22

A FALCON FROM THE 7-5-7

- Bowling Green co-offensive coordinator and offensive line coach Greg Nosal hails from the famous 757 region of Virginia, where Old Dominion is located.
- Nosal calls Virginia Beach home and attended Kellam High School, graduating in 2007.
- He went on to become an All-ACC offensive lineman at Virginia Tech and was part of three ACC Championship teams.
- Nosal began his coaching career at Virginia Tech as a graduate assistant from 2013-2015, serving on College Football Hall of Famer Frank Beamer's last staff.
- BGSU head coach Scot Loeffler was the offensive coordinator on those same staffs, and co-offensive coordinator and quarterbacks coach Max Warner was an offensive quality control coach in 2015 for the Hokies.

BOWLING GREEN VS. SUN BELT

- Bowling Green is 28-12 all-time against current members of the Sun Belt, with games against Arkansas State (1-0), Georgia Southern (0-1), Marshall (22-8), South Alabama (1-1), Southern Miss (3-1), and Troy (1-1).
- Bowling Green is scheduled to travel to ODU on Sept. 13, 2031. BGSU will also visit Marshall on Sept. 25, 2027, and South Alabama on Sept. 16, 2028.

BOWLING GREEN - ODU CONNECTIONS

- Old Dominion offensive line coach Alex Huettel is a BGSU alum, having earned a degree in human development and family service in 2015. He was a teammate of BGSU special teams coordinator and tight ends coach Alex Bayer.
- Huettel, a member of BGSU's 2013 and 2015 MAC Championship teams, started a program-record 55 consecutive games after redshirting in 2011. He anchored an offensive line that helped Bowling Green set program records in points (591), first downs (389), passing yards (5,135), total yardage (7,655), and offensive touchdowns (81) in 2015. Huettel earned All-MAC honors three times (2013-15) and Phil Steele first-team All-America accolades as a senior. He played at BGSU from 2011-15, participated in the 2016 East-West Shrine Game, and attended minicamp with the New York Giants in 2016. Huettel began his coaching career as an offensive graduate assistant at BGSU in 2016 and 2017.
- ODU assistant head coach and running backs coach Tony Lucas served as an assistant academic coordinator and defensive quality control coach at Bowling Green in 2010 under Dave Clawson.
- Below is a list of connections between players on Bowling Green's roster and those on Old Dominion's roster:

Bowling Green	Previous School	ODU
Nick Reimer	Merrimack College	Pat Conroy
Darius McClendon	FAU	Justin McKithen
Chace Davis	UTSA	Dywan Griffin
Evan Branch-Haynes	Arizona	Anthony Patt
Ali Saad	Minnesota	Dallas Sims
Connor Bazalak	Missouri	Demariyon Houston

FALCONS FLY TO NATION'S BIGGEST STADIUMS

- Counting last week at Kyle Field, BGSU has played in three of the four largest FBS stadiums in the United States since the start of the 2023 season.
- BGSU has also played in four of the top six, five of the top 10, and six of the top 15 stadiums in the Scot Loeffler era.
- This list includes Michigan (No. 1, 2023), Penn State (No. 2, 2024), Texas A&M (No. 4, 2024), Tennessee (No. 6, 2021), UCLA (No. 10, 2022), and Notre Dame (No. 15, 2019).
- BGSU is set to play at No. 3 Ohio State in 2027.
- Twenty-four Falcons on this year's roster were also on the roster for the 2021 game at Tennessee, the 2023 game at Michigan, and this year's games at Penn State and Texas A&M.

BGSU HAS STABILITY

- Bowling Green is one of 27 FBS teams that returns its head coach, coordinators, and starting QB from the 2023 season.
- Of those 27 QBs, BGSU's Connor Bazalak ranks No. 1 in career passing yards with 9,728 yards.

A PROGRAM ON THE RISE

- BGSU is 10-6 in MAC play since the start of the 2022 season.
- Only Toledo, Ohio, and Miami (OH) have better records in conference play over that period. Miami (OH) is 11-5 during that span, while Toledo and Ohio are both 13-3.
- In the previous 16-game MAC window, BGSU was 2-14.
- The gains during Scot Loeffler's tenure began to take root in 2021, and by 2022, Bowling Green was back in a bowl game for the first time since 2015, participating in the Quick Lane Bowl.
- Bowling Green was one of four FBS programs in 2022 whose win totals improved by 4+ games from 2020 to 2021 and then by 2+ more games from 2021 to 2022. Joining BGSU on this list were Kansas State, Oregon State, and Tennessee.
- The Falcons are the only program in the nation to have improved their win totals by 4+ games from 2020 to 2021, followed by +2 wins from 2021 to 2022, and then by +1 from 2022 to 2023.
- BGSU's next MAC win will be the program's 300th. The Falcons rank No. 3 all-time in the MAC with 299 wins.

ALL-TIME MAC VICTORIES

Rank	School	Wins
1.	Miami (OH)	319
2.	Toledo	301
3.	Bowling Green	299
4.	Western Michigan	272
5.	Ohio	264
6.	Central Michigan	224
7.	Kent State	214
8.	Ball State	198
9.	NIU	170
10.	Eastern Michigan	127
11.	Akron	91
12.	Buffalo	71

GO AHEAD AND CALL US A "DOG"

- Since 2021, no college football team has won as many games as double-digit underdogs as Bowling Green, with five victories.
- BGSU beat Minnesota (31-point underdog) and Buffalo (14.5-point underdog) in 2021, Marshall (17-point underdog) and Toledo (14.5-point underdog) in 2022, and Georgia Tech (21.5-point underdog) in 2023.
- All but the 2022 Marshall game were on the road.

LOEFFLER ANNOUNCES SIX TEAM CAPTAINS

- On Aug. 22 head coach Scot Loeffler announced his team captains for the season.
- TE Levi Gazarek, DL Anthony Hawkins, ILB Brock Horne, CB Jordan Oladokun, RB PaSean Wimberly and OT Alex Wollschlaeger are the team captains.
- Gazarek and Hawkins repeat as captains after also being selected by peers last season.
- All captains wear the "C" etched into their jerseys.

TEAM COMPARISON



Record	1-2	Record	0-3
Scoring Offense	29.3	Scoring Offense	16.7
Rushing Offense	171.7	Rushing Offense	148.7
Passing Offense	224.7	Passing Offense	146.3
Pass Efficiency	121.52	Pass Efficiency	97.07
Total Offense	396.3	Total Offense	295.0
Time/Possession	28:36	Time/Possession	24:32
Scoring Defense	25.7	Scoring Defense	26.7
Rushing Defense	217.0	Rushing Defense	215.3
Passing Defense	198.7	Passing Defense	191.0
Pass Efficiency Defense	153.98	Pass Efficiency Defense	105.09
Total Defense	415.7	Total Defense	406.3
Sacks	2.67	Sacks	2.67
Tackles for Loss	4.3	Tackles for Loss	9.0
Turnover Margin	-0.33	Turnover Margin	-0.67
Net Punting	42.70	Net Punting	36.74
Punt Returns	4.75	Punt Returns	4.50
Kickoff Returns	36.60	Kickoff Returns	11.29



Old Dominion offensive line coach Alex Huettel is a 2015 BGSU alum and a member of the Falcons' 2013 and 2015 MAC Championship teams. He was a three-time All-MAC honoree and was named an All-American in 2015 by Phil Steele.



MAC STANDINGS

	Conference		Overall	
	W	L	W	L
Buffalo	1	0	3	1
Central Michigan	1	0	2	2
Eastern Michigan	0	0	3	1
Toledo	0	0	3	1
Northern Illinois	0	1	2	1
Ohio	0	0	2	2
BOWLING GREEN	0	0	1	2
Western Michigan	0	0	1	2
Ball State	0	1	1	2
Akron	0	0	1	3
Miami (OH)	0	0	0	3
Kent State	0	0	0	4

2024 PRESEASON MAC POLL

1. Miami (OH) (9)..... 119
2. Toledo (3)..... 109
- 3. Bowling Green92**
- Northern Illinois.....92
5. Ohio81
6. Eastern Michigan.....64
7. Western Michigan.....60
8. Central Michigan59
9. Ball State.....42
10. Buffalo37
11. Akron.....24
12. Kent State 13

MAC Football Championship Game Winner:

Miami (OH) (10), Toledo (2)

COACHING STAFF CHANGES

- BGSU head coach Scot Loeffler experienced minimal changes to his coaching staff.
- Cornell Brown joins the BGSU staff, replacing Julian Campenni as the defensive line coach. Brown comes to Bowling Green with 19 years of coaching experience after a stellar seven-year NFL career with the Baltimore Ravens and Oakland Raiders, highlighted by Baltimore's Super Bowl XXXV championship.
- Most recently, Brown was a defensive line coach in the USFL with the New Orleans Breakers.
- Rob Armand returns to BGSU as the cornerbacks coach, replacing Beyah Rasool. Armand previously spent three seasons at Bowling Green (2019, 2020, 2021) on Loeffler's staff. He spent the 2022 and 2023 seasons at Vanderbilt in a defensive quality control role. He was hired in March 2024 to be the outside linebackers coach at Maine before leaving to return to Bowling Green.

LOEFFLER QUARTERBACKS AND THE LOMBARDITROPHY

- Bowling Green head coach Scot Loeffler has coached seven quarterbacks who went on to play in the NFL. Those seven quarterbacks have gone on to win a combined nine Super Bowl championships (Tom Brady - 7; Brian Griese - 1; Chad Henne - 1).

COACH LOEFFLER AND COMPANY ENTER YEAR NUMBER SIX

- Scot Loeffler was named the 20th head coach in Bowling Green history on November 28, 2018.
- Although the 2019 season marked Loeffler's first as a head coach, the Ohio native brought a wealth of high-level college football experience with him to Bowling Green. Loeffler has served as the offensive coordinator at Boston College, Virginia Tech, Auburn, and Temple. He has also coached at Florida, his alma mater Michigan, Central Michigan, and the Detroit Lions.
- Loeffler has coached seven quarterbacks who went on to play in the NFL, including Tom Brady, Tim Tebow, Brian Griese, Chad Henne, Drew Henson, John Navarre, and Logan Thomas. His teams have qualified for 19 bowl games, including Michigan's 1997 Rose Bowl team that won the national championship.

BGSU HAS THAT SENIOR LEADERSHIP

- Bowling Green has 32 seniors on its roster for the 2024 season, tied for 6th in the nation. BGSU is tied with NIU and trails only Eastern Michigan (39), South Carolina (38), Indiana (36), Oklahoma State (34), and Hawaii (33).
- BGSU is tied for 4th in the nation with 17 seniors who have played their entire career at the same school. They trail only Stanford and Navy (23 each), NIU (20), while sharing the 4th spot with Iowa.

BGSU FOOTBALL IS A FAMILY AFFAIR

- Bowling Green has four players who are the sons of former Falcons:
 - ILB Jabari Mitchell (son of Kinta Mitchell, 1995-2000)
 - OLB Myles Bradley (son of Chioke Bradley, 1994-96)
 - TE Jacob Harris (son of Josh Harris, 2000-03)
 - OLB Trent Simms (son of Shawn Simms, 1981-84)

FALCONS ON THE COLLEGE FOOTBALL HOF BALLOT

- This summer, former BGSU great Andre Young was included for the second year in a row as one of 101 former football student-athletes on the National Football Foundation College Football Hall of Fame ballot.
 - Young was a four-year letterwinner (1979-82) for the Falcons, earning Kodak Division I-AA All-America honors in 1982 after recording 78 tackles, 26 tackles for loss, and 13 sacks. His first-team All-MAC season led BGSU to the 1982 MAC Championship and an appearance in the 1982 California Bowl. Young was inducted into the BGSU Hall of Fame in 2004.
 - After leaving BGSU, Young was drafted by the Cincinnati Bengals in the 1983 NFL Draft. He also played with the Green Bay Packers, in the CFL (Calgary), and in the USFL (Denver). Young currently lives in Lawrenceville, Ga., and is the owner of a home improvement company.
 - Former BGSU head coach Urban Meyer made his first appearance on the College Football Hall of Fame ballot. Meyer, who started his head coaching career at BGSU, finished his career with the third-highest winning percentage in FBS history (85.4 percent), winning two BCS national championships with Florida and the inaugural CFP title with Ohio State.
 - Meyer quickly turned around the program at Bowling Green, and by year two, the Falcons were ranked in the *Associated Press* poll for the first time in 30 years.
 - He led Utah to a perfect 12-0 season and a win at the 2005 Fiesta Bowl, the first-ever BCS game to feature a non-automatic qualifier. Meyer won seven conference titles overall and led OSU to an NCAA-record 30 consecutive conference victories.
 - Many members of Meyer's coaching tree went on to be head coaches, including two at Bowling Green (Gregg Brandon and Scot Loeffler).
- BGSU does not have any former players in the College Football Hall of Fame. Only former head coaches Doyt Perry and Don Nehlen are currently in the College Football Hall of Fame.

RECORD MAC ALL-ACADEMIC TEAM HONOREES AT BGSU

- The last two seasons BGSU has enjoyed a record 15 Falcons on the Academic All-MAC team.
- Both the 2022 and 2023 team had 15, while they surpassed the previous best of 14 in 2021.
- Five of BGSU's best outputs on the MAC All-Academic team have come in Scot Loeffler's six seasons at the helm of the Falcons.

FANNIN ON FIRE AT TEXAS A&M

- Tight end Harold Fannin Jr. had a career day at then-No. 25 Texas A&M, recording a career-high 145 receiving yards for the second consecutive game.
- The 145 receiving yards are the most allowed by the Aggies this year.
- Fannin scored on a 65-yard pass from Connor Bazelak, marking the longest offensive touchdown the Aggies have allowed since Oct. 1, 2022.
- His 145 receiving yards were the most by a tight end in the nation last week.
- It was Fannin's second-straight 100+ yard receiving game and the third of his career. He owns three of BGSU's six 100-yard receiving games by a tight end.
- He had 97 yards after the catch against the Aggies.
- Fannin was named MAC Offensive Player of the Week for his efforts.
- Over back-to-back games against ranked opponents Penn State (No. 8) and Texas A&M (No. 25), Fannin has posted a combined 19 receptions for 282 yards and two touchdowns, as BGSU lost both games by a combined 13 points.

OFFENSIVE HELD THE LINE AGAINST PENN STATE'S DEFENSE

- Bowling Green's offensive line did something that no other team had done since the 2021 season: hold Penn State to zero sacks. The Nittany Lions, who entered BGSU's Sept. 7 game with the most team sacks in the nation since the start of the 2022 season, saw their 28-game streak of recording at least one sack come to an end.
- BGSU's starting offensive line, per the depth chart, averages 6-6 and 315 pounds.

FALCONS SNAP PENN STATE'S 28-GAME STREAK

- Entering BGSU's game at No. 8 Penn State on Sept. 7, the Nittany Lions had gone 28 games dating back to the 2021 season without allowing an opponent to score on their opening drive. It was the longest active streak in the nation.
- The Falcons ended that streak with a six-play, 75-yard drive to start the game. BGSU lost the coin toss and received the opening kick. Harold Fannin Jr. caught a six-yard pass for a touchdown to cap the drive, which lasted 2:21. Fannin started the drive with a 30-yard reception from QB Connor Bazelak.

FANNIN JR. AND JOHNSON JR. HAVE CAREER DAYS AT PENN STATE

- Both TE Harold Fannin Jr. and WR Malcolm Johnson Jr. had career days at then-No. 8 Penn State.
- Fannin caught 11 passes for 137 yards and a touchdown. The receptions are a career high. The receiving yards were a career high until the Texas A&M game.
- Johnson caught eight passes for 81 yards and a score. Both receptions and receiving yards were also career highs.

STEWART IS HARD TO BRING DOWN

- RB Terion Stewart is tough to bring down. Despite missing game No. 2 at Penn State, Stewart is fifth in the nation for those with 25 carries in yards per attempt after contact at 6.26.
- Stewart forced 11 missed tackles rushing the ball in the opener against Fordham, which was the fourth most in the nation after one week.

JAMAL JOHNSON BECOMES A SWISS ARMY KNIFE

- RB Jamal Johnson has filled various offensive needs for the Falcons. With a preseason injury to RJ Garcia II, Johnson has seen time as a wide receiver in addition to running the ball.
- In the season opener, Johnson caught four passes for 54 yards, both of which were career highs.
- At No. 8 Penn State, he saw more time rushing the ball and finished with 46 rushing yards and one touchdown. His 41-yard rushing touchdown was his first career rushing touchdown and longest career rush.

WHEN IT COMES TO FANNIN, THE NUMBERS DON'T LIE

- TE Harold Fannin Jr. has started the 2024 season strong.
- Heading into Week No. 5, Fannin is No. 1 in the nation among tight ends in receptions (25), receiving yards (349), first downs (19), YAC (227) and tackles broken (10). He is tied for the lead in receptions with LSU's Mason Taylor who has played one more game than Fannin.
- The 349 receiving yards ranks No. 18 in the nation among all receivers and is one of three receivers in the Top 30 to only have played three games.
- Per Pro Football Focus, Fannin has the top offensive grade among all receivers at 94.7. He is the top tight end and second among all receivers with a grade of 94.6 for pass routes.

FANNIN JR. EYES BGSU'S SINGLE-GAME RECEIVING RECORD FOR A TIGHT END

- Harold Fannin Jr. caught 11 passes for 137 receiving yards at then-No. 8 Penn State. The 137 receiving yards rank second among BGSU tight ends in a game until he tallied 145 receiving yards at Texas A&M.
- Only six times in program history has a BGSU tight end recorded 100+ receiving yards in a game, and Fannin has done it three times. No other BGSU tight end has done it more than once.
- Fannin's 11 receptions are the second most in a game by a BGSU tight end, behind Mark Dowdell, who had 13 in a game against Central Michigan in 1983. Dowdell, an Akron native, set a then-NCAA record in 1983 for season receptions by a tight end with 70, which is still a BGSU and MAC record.
- More on the single-game tight end receiving records on page nine.

BGSU'S 1,000-YARD RECEIVING LIST

Name (Years)	Total Yards
1. Charles Sharon (2002-05)	3,450
2. Freddie Barnes (2006-09)	3,290
3. Scotty Miller (2015-18)	2,867
4. Robert Redd (1998-02)	2,726
5. Ronnie Moore (2013-16)	2,701
6. Stan Hunter (1982-85)	2,679
7. Roger Lewis (2014-15)	2,637
8. Ronald Heard (1986-89)	2,491
9. Mark Szlachcic (1989-92)	2,446
10. Cole Magner (2001-04)	2,385
11. Steve Sanders (2002-05)	2,324
12. Jeff Groth (1975-78)	2,268
13. Reggie Thornton (1986-89)	2,231
14. Ryan Burbrink (2011-15)	2,213
15. Kamar Jordan (2010-11)	2,198
16. Ronnie Redd (1991-94)	2,196
17. Kurt Gerling (1998-01)	2,191
18. Corey Partridge (2005-08)	1,990
19. Shaun Joplin (2010-13)	1,850
20. Shawn Potts (1979-82)	1,618
21. Ed Jones (1966-68)	1,615
22. David Bautista (2000-01)	1,576
23. Alex Bayer (2010-13)	1,543
24. Quintin Morris (2017-20)	1,529
25. Gehrig Dieter (2014-15)	1,493
26. James Hawkins (2001-04)	1,483
27. Rameir Martin (1991-94)	1,453
28. Mark Dowdell (1981-84)	1,422
29. Bob Zimpfer (1967-69)	1,412
30. Dan Shetler (1977-80)	1,349
31. Jim Ladd (1951-53)	1,341
32. Teo Redding (2013-17)	1,328
33. Odieu Hiliare (2022-23)	1,279
34. Damron Hamilton (1996-97)	1,242
35. Kyle Hockman (1987-89)	1,210
36. Chris Wright (2006-09)	1,201
37. Tyrone Broden (2019-22)	1,199
38. Harold Fannin Jr. (2022-pres.)	1,190
39. P.J. Pope (2002-05)	1,148
40. Greg Meehan (1983-85)	1,120
41. Jack Hecker (1953-55)	1,081
42. Joe Boxley (1984-85)	1,061
43. Ta'ron Keith (2020-23)	1,033



TE Harold Fannin Jr. became the 43rd Falcon to record 1,000 career receiving yards after a career day at No. 8 Penn State on Sept. 7, 2024. He made 11 catches for 137 yards and a touchdown.

BGSU'S 1,000-YARD RUSHING LIST

Name (Years)	Total Yards
1. Travis Greene (2011-15)	3,852
2. Dave Preston (1973-76)	3,423
3. Paul Miles (1971-73)	3,239
4. P.J. Pope (2002-05)	3,238
5. Fred Coppet (2013-16)	2,833
6. Fred Durig (1950-52)	2,564
7. Josh Harris (2000-03)	2,473
8. Bryant Jones (1980-82)	2,357
9. LeRoy Smith (1989-92)	2,313
10. Willie Geter (2007-10)	2,156
11. Joe Alls (1999-02)	2,137
12. Zeb Jackson (1990-93)	2,044
13. Courtney Davis (1993-96)	2,011
14. Bernard White (1984-85)	1,985
15. Dan Saleet (1974-77)	1,965
16. Andrew Clair (2017-20)	1,937
17. Anthon Samuel (2011-12)	1,842
18. Keylan Cates (1994-96)	1,827
19. Chris Bullock (2006-09)	1,756
20. Jack Woodland (1947-49)	1,752
21. Terion Stewart (2020-pres.)	1,672
22. Anthony Turner (2005-07)	1,569
23. Stew Williams (1964-66)	1,550
24. Vic DeOrio (1955-57)	1,545
25. Josh Cleveland (2016-17)	1,442
26. Phil Polak (1971-73)	1,435
27. Godfrey Lewis (1998-02)	1,431
28. Bob Ramlow (1956-58)	1,384
29. Jay Cunningham (1962-64)	1,258
30. Dave Windatt (1977-80)	1,221
31. Don Lisbon (1960-62)	1,215
32. John Gibson 1998-01)	1,199
33. Mike Otten (1979-82)	1,182
34. B.J. Lane (2002-05)	1,799
35. Jeff Davis (1984-87)	1,177
36. Mike Wright (1976-79)	1,149
37. Jaison Patterson (2021-pres.)	1,090
38. Rich Pont (1949-51)	1,073
39. Jack Giroux (1954-56)	1,046
40. Jerry Fields (1969-71)	1,027



On Aug. 29, 2024 against Fordham, Jaison Patterson became the 40th Falcon to reach 1,000-career rushing yards.

FANNIN IN LEAGUE OF HIS OWN

• Harold Fannin Jr. has the most receiving yards in the nation among tight ends dating back to the start of the 2023 season. With 972 receiving yards since the start of the 2023 season, he is the only tight end with over 900 receiving yards.

Tight End Receiving Yards Since the Start of the 2023 Season

Name, School	Yards	Rec.	Yds/Rec	TDs	Games
1. Harold Fannin Jr., Bowling Green	972	69	14.1	8	14
2. Colston Loveland, Michigan	836	64	13.1	5	18
3. Justin Joly, NC State	803	70	11.5	2	16

FANNIN JR. POISED FOR BIG YEAR

- Harold Fannin Jr. was named a third-team All-American by CFN after one of the best seasons by a tight end in program history.
- He ranked No. 6 in the nation and No. 1 in the MAC among tight ends with 623 receiving yards. Fannin tied for No. 6 in the nation and No. 1 in the MAC among tight ends with six receiving touchdowns.
- His 44 receptions were No. 1 in the MAC and No. 12 in the nation among tight ends.
- He averaged 14.2 yards per reception, ranking No. 3 in the nation among tight ends with at least 35 receptions.
- His 406 yards after catch (YAC) ranked second in the nation, behind only Brock Bowers (486) from Georgia.

FANNIN CLIMBING BGSU CAREERTIGHT END RECEIVING LISTS

- Fannin's 2023 season secured his place in various BGSU single-season records by a tight end, including receiving yards (third), receptions (fifth), receiving touchdowns (second), and receiving yards per catch (eighth).
- He is poised to climb various career records in the BGSU record book for a tight end, including chasing current BGSU tight end coach and special teams coordinator Alex Bayer, who holds the program record for career receiving yards by a tight end.

BGSU Career Receiving Yards By a Tight End

Name, Years	Rec.	Yards	Yds/Rec	TDs
1. Alex Bayer (2010-13)	115	1,543	13.4	10
2. Mark Dowdell (1981-84)	138	1,422	10.3	10
3. Kyle Hockman (1987-89)	110	1,210	11.0	4
4. Harold Fannin Jr. (2022-pres.)	88	1,190	13.5	9
5. Christian Sims (2019-22)	94	948	10.1	5

LAST MINUTE GAME-WINNING SCORES IN BGSU HISTORY

Below is the list of BGSU's all-time last minute game-winning scores. All scores happened with 60 seconds or less in the fourth quarter and was the game's last score.

DATE	SCORE	TIME	OPP.	FINAL
Nov. 15, 2022	Ta'ron Keith 42-yard pass from Matt McDonald	:09	at Toledo	42-35
Sept. 26, 2015	Travis Greene 12-yard TD run	:09	at Purdue	35-28
Sept. 13, 2014	Roger Lewis 2-yard pass from James Knapke	:09	Indiana	45-42
Oct. 30, 2010	Jordan Hoggood 1-yard TD run	:21	at Central Michigan	17-14
Oct. 10, 2010	Tyler Sheehan 9-yard TD run	:05	at Kent State	36-35
Nov. 3, 2009	Freddie Barnes 18-yd pass from Tyler Sheehan	:39	at Buffalo	30-29
Nov. 17, 2001	Robert Redd 5-yard pass from Josh Harris	:36	at Northwestern	43-42
Sept. 20, 2001	Jason Strasser 23-yard field goal	:32	at Akron	31-28
Dec. 18, 1992	Dave Hankins 3-yard pass from Erik White	:22	vs. Nevada	35-34
Oct. 14, 1989	Ron Heard 11-yard pass from Rich Dackin	:20	Toledo	27-23
Sept. 14, 1985	Greg Meehan 11-yard pass from Brian McClure	:23	at Kentucky	30-26*
Oct. 29, 1983	Stan Hunter 8-yard pass from Brian McClure	:00	Central Michigan	15-14
Oct. 16, 1982	Gehad Youssef 19-yard field goal	:29	NIU	20-18
Oct. 4, 1980	John Spangler 37-yard field goal	:21	at Western Michigan	17-14
Oct. 9, 1976	Willie Matthews 6-yard pass from Mark Miller	:28	at Toledo	29-28
Nov. 8, 1975	Don Taylor 35-yard field goal	:09	at Ohio	19-17
Nov. 4, 1967	Jim Perry 23-yard field goal	:55	at Marshall	9-7
Sept. 29, 1962	Don Lisbon 4-yard TD run	:06	at Dayton	14-7
Oct. 8, 1960	Roger Klicman 1-yard TD run	:42	at Western Michigan	14-13
Oct. 14, 1944	Al Taves 25-yard pass from Al DiMarco	:03	at Case	20-18
Nov. 1, 1941	Wayne Border 13-yard pass from Eddie Wellner	:05	at Kent State	12-6
Nov. 14, 1931	Jack Throat blocked punt, 0-yard TD recovery by Harry Traub for a TD	:55	Central Michigan	6-0

* BGSU defense forced a safety with 15 seconds left for game's final points

2024 BOWLING GREEN FOOTBALL

BGSU Career Receptions By a Tight End

Name, Years	Rec.	Yards	Yds/Rec	TDs
1. Mark Dowdell (1981-84)	138	1,422	10.3	10
2. Alex Bayer (2010-13)	115	1,543	13.4	10
3. Kyle Hockman (1987-89)	110	1,210	11.0	4
4. Christian Sims (2019-22)	94	948	10.1	5
5. Harold Fannin Jr. (2022-pres.)	88	1,190	13.5	9

BGSU Career Receiving Touchdowns By a Tight End

Name, Years	Rec.	Yards	Yds/Rec	TDs
1. Mark Dowdell (1981-84)	138	1,422	10.3	10
Alex Bayer (2010-13)	115	1,543	13.4	10
3. Harold Fannin Jr. (2022-pres.)	88	1,190	13.5	9
4. Jimmy Scheidler (2007-09)	45	466	10.4	8

BAZELAK MILESTONES ON THE HORIZON

- QB Connor Bazelak is ranked No. 5 among all active FBS quarterbacks with 9,469 career passing yards.
- His 897 completions rank No. 3 among active players, and he needs 103 more to become the 41st player in FBS history to reach 1,000 career completions.
- Bazelak, Oregon quarterback Dillon Gabriel and Wake Forest quarterback Hank Bachmeier are the only quarterbacks in the nation poised to start in six straight seasons. All three are at their third school. Gabriel spent three years at UCF and two at Oklahoma before Oregon, while Bazelak spent three years at Missouri, one season at Indiana, and is now in his second year at Bowling Green. Bachmeier started at Boise State and went to Louisiana Tech before heading to Wake Forest. Bazelak and Gabriel started in week No. 1, while Bachmeier did not.

BAZELAK AMONG ACTIVE CAREER PASSING LEADERS

- BGSU's Connor Bazelak (Dayton, Ohio) is currently No. 5 in the nation with 9,978 career passing leaders among all active players who have played entire careers at the FBS level.
- Bazelak reached 50 passing touchdowns for his career at then-No. 8 Penn State (9/7).
- Finn Hogan's highlight reel one-handed catch at Georgia Tech last season was Bazelak's 40th career passing touchdown.
- Bazelak came to BGSU in 2023 after appearing in 34 career games with 29 career starts between Missouri (three years) and Indiana (one year)
- He came to BGSU with 7,370 career passing yards, 36 touchdowns and a 62.2 completion percentage for his career.
- He spent the 2019, 2020 and 2021 seasons at Missouri where he threw for 5,084 yards, 23 touchdowns and completed 66.4 percent of his passes over 20 career starts (24 games).
- Named 2020 SEC Co-Freshman of the Year.
- Started nine games at Indiana in 2022 where he became the first IU quarterback to pass for 300 yards in a debut since Antwaan Randle El in 1998 when he threw for 330 yards against Illinois.
- Threw for 2,312 yards and 13 touchdowns in 2022 for Indiana.
- Below is a snapshot where Bazelak ranks among active passing leaders who have played entire career at the FBS level:

Name, School	Career Passing Yards
1. Dillon Gabriel, Oregon	15,799
2. Will Rogers, Washington	13,363
3. Seth Hennigar, Memphis	11,876
4. Grayson McCall, NC State	10,481
5. Connor Bazelak, Bowling Green	9,978

CARRY ON TERION

- Terion Stewart is No. 13 all-time in BGSU history with seven games of at least 100 yards rushing. He is also the only Falcon with a career average of over six yards per rush.
- Among running backs with at least 100 carries last season, his 62.9 percent tackle avoidance rate was the best, per TruMedia. The next closest were USC's Marshawn Lloyd (40.9 percent) and Purdue's Tyrone Tracy (40.4 percent). Both Lloyd and Tracy were selected in the 2024 NFL Draft.
- In 2023, his 4.81 yards per rush after contact ranked No. 2 in the nation among players with at least 100 rushing attempts.
- Stewart broke 78 tackles, ranking No. 4 in the nation in 2023.
- He was tied for No. 25 in the nation with 6.1 yards per rush in 2023.
- Through nine games before getting hurt in 2023, Stewart led the nation with 78 broken tackles, 4.81 yards per carry after contact, and ranked No. 6 in rushes of 10+ yards (31).
- Stewart's 6.5 yards per rush for his career is a BGSU record and ranks No. 5 in the nation among active players with 1,000+ career rushing yards and 200 attempts. You can see the list below:

Name, School	Yards Per Rush (Career)
1. Tyrell Robinson, Army	7.2
2. Johnny Richardson, UCF	6.8
3. Ayo Adeyi, James Madison	6.6
R.J. Harvey, UCF	6.6
5. Terion Stewart, Bowling Green	6.5

OFFENSIVE NOTES

BGSU SINGLE-GAME RECORDS

Receiving Yards By a Tight End (100+)

175 Mark Dowdell vs. Central Mich., 1983
145 Harold Fannin Jr. at Texas A&M, 2024
137 Harold Fannin Jr. at Penn State, 2024
124 Alex Bayer vs. NIU, 2013
109 Harold Fannin Jr. vs. Eastern Illinois, 2022
103 Christian Sims at Buffalo, 2021

Receptions By a Tight End (8+)

13 Mark Dowdell vs. Central Mich., 1983
11 Harold Fannin Jr. at Penn State, 2024
10 Quintin Morris at Notre Dame, 2019
8 Mark Dowdell vs. Toledo, 1983
8 Mark Dowdell vs. Ball State, 1983
8 Mark Dowdell vs. Kent State, 1983
8 Kyle Hockman at Penn State, 1987
8 Quintin Morris at Western Michigan, 2019
8 Christian Sims vs. South Alabama, 2021
8 Harold Fannin Jr. at Western Michigan, 2023
8 Harold Fannin Jr. at Texas A&M, 2024

Rushing Attempts

46 Bryant Jones vs. Kent State, 1981
43 Keylan Cates vs. Ohio, 1995
41 Dave Preston vs. San Diego State, 1974
38 Andre Givens vs. Kent State, 2014
38 Dave Preston vs. Toledo, 1974
37 Paul Miles vs. Toledo, 1983
37 Darryl Story vs. Ball State, 1983
37 Bryant Jones vs. Cent. Michigan, 1982
37 Dave Preston vs. So. Mississippi, 1974

Net Yards Rushing

225 Darryl Story vs. Ball State, 1983
220 Steve Holmes vs. Kent State, 1998
217 Paul Miles vs. Marshall, 1972
212 Bryant Jones vs. Kent State, 1981
206 Fred Durig vs. Bradley, 1951
205 Chip Otten vs. Eastern Michigan, 1982
205 P.J. Pope vs. Western Michigan, 2004
203 Willie Geter vs. Kent State, 2007

Rushing Touchdowns

5 Dave Preston vs. Dayton, 1974
4 Bernard White vs. Eastern Michigan, 1985
4 Bernard White vs. Richmond, 1984
4 Paul Miles vs. Marshall, 1972
4 Julius Livas vs. Kent State, 1970
4 Fred Matthews vs. Marshall, 1968
4 Chuck Radich vs. Temple, 1966

Passing Attempts

73 James Knapke vs. Indiana, 2014
63 Tyler Sheehan at Kent State, 2009
62 Tyler Sheehan at Marshall, 2009
60 Omar Jacobs vs. Toledo, 2004
59 Matt Johnson at Purdue, 2015
59 Brian McClure vs. Toledo, 1983
56 Rich Dackin vs. Eastern Michigan, 1987
55 Matt Johnson at Maryland, 2015
55 Matt Schilz vs. Wyoming, 2011
55 Tyler Sheehan vs. Central Michigan, 2009

Pass Completions

46 James Knapke vs. Indiana, 2014
44 Tyler Sheehan at Kent State, 2009
43 Matt Johnson at Purdue, 2015
43 Tyler Sheehan at Marshall, 2009
38 Josh Harris vs. Northwestern, 2003
37 Tyler Sheehan vs. Idaho, 2009
37 Brian McClure vs. Eastern Michigan, 1983
36 Matt Johnson at Maryland, 2015
36 Omar Jacobs vs. Toledo, 2004
35 Brian McClure vs. Toledo, 1983
35 Tyler Sheehan vs. Central Michigan, 2009

Touchdown Passes

6 Matt Johnson at Maryland, 2015
6 Ryan Henry vs. Ball State, 1994
5 James Morgan at Toledo, 2016
5 Matt Johnson at Kent State, 2015
5 Matt Johnson vs. Akron, 2015
5 Matt Johnson vs. UMass, 2015
5 Matt Johnson vs. NIU, 2013
5 Matt Schilz vs. Morgan State, 2011
5 Omar Jacobs vs. Wisconsin, 2005
5 Omar Jacobs vs. Memphis, 2004
5 Omar Jacobs vs. Marshall, 2004

IMPROVED DEFENSE IN 2023

- Bowling Green finished 2023 ranked No. 25 in total defense, allowing 326.1 yards per game, an improvement from 2022 when they allowed 419.6 yards per game (No. 102).
- BGSU's improvement of 93.5 yards per game was the nation's sixth-best in 2023.
- BGSU held Liberty, the nation's No. 4 team in total offense (499.1 yards per game), to 389 yards—the only time during the regular season Liberty was held under 400 yards of total offense.
- BGSU held all 13 of its opponents under their season average for total offense.

Rank, Team	'22 Avg.	'22 Rank	'23 Avg.	'23 Rank	Improv.
1. Ohio	426.9	108	273.5	4	153.1
2. SMU	431.2	111	304.1	12	127.1
3. Arizona	467.7	124	357.9	48	109.8
4. Arkansas	465.2	123	357.2	46	108.5
5. UCLA	405.2	89	301.5	10	103.7
6. Bowling Green	419.6	102	326.1	25	93.5

OLADOKUN WILL PUT YOU ON LOCKDOWN

- Jordan Oladokun is one of eight FBS players returning in 2024 who finished the 2023 season with 4+ interceptions, 30+ tackles, 6+ PBU's, and at least one pick-six.

FALCON DEFENSE FLEW HIGH IN 2023

- Bowling Green finished 2023 ranked high nationally in various categories, including No. 1 in takeaways (28), No. 4 in interceptions (17), No. 7 in fumble recoveries (11), No. 12 in passing yards allowed per game (179.8), No. 25 in total defense (326.1), No. 31 in sacks (33), and No. 6 in defensive improvement from the previous year.
- While leading the nation in takeaways, the Falcons forced National Champion Michigan into four of its eight total turnovers on the year. Michigan threw five interceptions all season, three of which were against the Falcons.

GETTING TO THE QUARTERBACK

- According to BGSU records, the Falcons have achieved two of their top-four seasons in team sack production in 2022 and 2023.
- BGSU recorded 38 sacks in 2022, which is tied for No. 1 in program history, while the 33 sacks in 2023 are tied for No. 4.
- BGSU's 79 sacks going back to 2022 are No. 19 in the nation.
- DL Anthony Hawkins had a career-high 2.0 sacks as BGSU posted five in the opener against Fordham.

CJ BROWN IS A SOLID ALL-MAC ADDITION TO THE SECONDARY

- S CJ Brown is in his first season at BGSU after spending the last four seasons at NIU.
- Brown has two years of eligibility with the Falcons after redshirting in 2023.
- Brown was a first-team All-MAC honoree in 2021 as the Huskies won the MAC. He is the only first-team honoree from 2021 still in the MAC; WR Dante Cephas is now at Kansas State, and Kam Butler is at Virginia.
- Brown made 109 tackles and recorded 4.0 tackles for loss in 2021, earning first-team All-MAC honors as NIU went on to win the Mid-American Conference title.
- Brown joined BGSU with 206 career tackles, 4.0 TFLs, 2.0 sacks, and two interceptions over 35 career games.
- Brown is No. 12 among active defensive backs with 224 career tackles. The top 12 list is as follows:

Name, School, Pos.	Career Tackles
1. Jack Howell, Colorado State, DB	314
2. Antavious Lane, North Carolina, DB	308
3. Maxen Hook, Toledo, S	275
4. Dean Clarke, Fresno State, DB	259
5. Angelo Grose, Michigan State, DB	250
Trey Rucker, Oklahoma State, S	250
7. Terry Jones, Indiana, S	248
8. Zion Childress, Kentucky, S	245
9. Durante Jones, UConn, DB	242
10. Beau Freyler, Iowa State, DB	236
11. Jaylen Stinson, Duke, S	234
12. CJ Brown, Bowling Green, S	224

SIPP JR. IS FILLING UP THE MIDDLE ON DEFENSE

- ILB Joseph Sipp Jr. has led BGSU in tackles in each of the first two games of 2024. He is averaging 7.0 stops per game and has a team-high 21 tackles.
- Sipp is tied for the team lead with 2.0 sacks. They are the first two sacks of his career.
- Sipp is BGSU's returning tackle leader with 73 stops.
- Sipp had a career-high 12 tackles in the 2023 season opener at Liberty. It was the second year in a row he led the team in tackles in the season opener. Sipp had 10 stops at UCLA to open 2022 when he became the only freshman in the nation to notch 10+ tackles in a collegiate debut last year.
- Sipp led BGSU in tackles in six of Bowling Green's 13 games in 2023.

BGSU SINGLE-GAME RECORDS

Yards Passing (Min. 400 yards)

505 Tyler Sheehan at Kent State, 2009
491 Matt Johnson at Maryland, 2015
479 Brian McClure vs. Ohio, 1985
458 Omar Jacobs vs. Wisconsin, 2005
450 Matt Johnson vs. UMass, 2015
443 Matt Johnson vs. Memphis, 2015
443 James Knapke at UMass, 2014
438 Josh Harris vs. Northern Illinois, 2003
437 Matt Schilz vs. Wyoming, 2011
430 Matt Johnson, at Kent State, 2015
427 Brian McClure vs. Eastern Michigan, 1983
424 Matt Johnson at Tennessee, 2015
415 Omar Jacobs vs. Toledo, 2004
407 Brian McClure vs. Central Michigan, 1983
402 Matt Johnson at Purdue, 2015
402 Josh Harris vs. Northwestern, 2001

Passing Percentage (Min. 10 att.)

.929 Ryan Henry vs. Akron, 1994 (13-14)
.917 Jim Bryan vs. Baldwin-Wallace, 1955 (11-12)
.900 James Morgan at Ohio State, 2016 (9-10)
.900 Brian McClure vs. C. Michigan, 1982 (9-10)
.900 Bill Lyons vs. Baldwin-Wallace, 1952 (9-10)
.846 Steve Swan vs. Long Beach State, 1982 (11-13)
.846 Matt Johnson vs. UMass, 2015 (33-39)

Receptions

22 Freddie Barnes at Kent State, 2009
17 Freddie Barnes vs. Idaho, 2009
17 Freddie Barnes vs. Marshall, 2009
16 Roger Lewis vs. Indiana, 2014
15 Roger Lewis at Maryland, 2015
15 Freddie Barnes vs. Troy, 2009
14 Freddie Barnes vs. Central Michigan, 2009
14 Kamar Jordan at Tulsa, 2010
14 Corey Partridge vs. Toledo, 2007
14 Robert Redd vs. Northern Illinois, 2002

Reception Yards (Min. 200 yards)

278 Freddie Barnes at Kent State, 2009
261 Roger Lewis vs. Memphis, 2015
246 Odieu Hiliare at Toledo, 2022
219 Freddie Barnes vs. Idaho, 2009
215 Robert Redd vs. Marshall, 2001
213 Chris Gallon vs. Kent State, 2012
209 Robert Redd vs. Missouri, 2002
206 Scott Miller vs. Western Michigan, 2018
203 Kamar Jordan vs. Kent State, 2011
201 Roger Lewis at Buffalo, 2015
200 Roger Lewis at Maryland, 2015

Touchdown Receptions

4 Jeff Groth vs. Grand Valley, 1978
4 Eugene Cooper vs. Morgan State, 2011
3 (Most recently by Scott Miller at Toledo, 2016)

Touchdowns Scored

5 Dave Preston vs. Dayton, 1974
4 Bernard White vs. Eastern Michigan, 1985
4 Bernard White vs. Richmond, 1984
4 Jeff Groth vs. Grand Valley, 1978
4 Eugene Cooper vs. Morgan State, 2011
4 Paul Miles vs. Marshall, 1972
4 Julius Livas vs. Kent State, 1970
4 Fred Matthews vs. Marshall, 1968
4 Chuck Radich vs. Temple, 1966

TDs Rushing, Throwing and Receiving

6 Matt McDonald vs. Eastern Kentucky, 2022
 (5 passing, 1 rushing)
6 Matt Johnson at Maryland, 2015
 (6 passing)
6 Matt Johnson at Kent State, 2015
 (5 passing, 1 rushing)
6 Josh Harris vs. Northwestern, 2001
 (4 passing, 1 rushing, 1 receiving)
6 Ryan Henry vs. Ball State, 1994
 (6 passing)

2024 BOWLING GREEN FOOTBALL

BGSU SPREADS THE TACKLES AROUND

- In 2023, the Falcons had seven different players averaging 3.0+ tackles per game, led by graduated senior Darren Anders at 6.5.
- BGSU returns Joseph Sipp Jr. (5.6), Trent Simms (3.8), Patrick Day (3.7), and Darius Lorfils (3.5).
- The Falcons had 24 different players record at least 0.5 tackles for loss in 2023, with 16 of those players returning in 2024.
- BGSU had 14 players in 2023 record at least a half-sack, with 10 of those players returning to the roster in 2024.

BUILDING A DEFENSE FROM WITHIN

- Fourteen Falcons who recorded at least one tackle on defense last year began their careers at BGSU and are entering at least their third season with the team in 2024.
- Despite the transfer portal creating drastic roster changes nationwide, ten Falcons who started at least one game on defense last year are in their third year or greater at BGSU in 2024.
- Anthony Hawkins leads the group with 32 career starts, including 22 consecutive starts entering 2024.
- Other notable starters who have played their entire careers at BGSU include Trent Simms with 20 starts, Dontrez Brown and Joseph Sipp Jr. with 13 career starts each, Brock Horne and Darius Lorfils with 12 career starts each, and Jalen Burton with 11 starts. Others include Patrick Day (8), Charles Rosser (2), and Avi McGary (1).

NO FLY ZONE

- Bowling Green ranked No. 12 in the nation in passing defense at 179.8 yards yielded per game last year.
- Below is where BGSU ranked in 2023:

School	Yards/G
1. Ohio State	145.9
2. Michigan	157.0
3. Notre Dame	157.3
4. Virginia Tech	168.8
5. Iowa	170.7
6. Northern Illinois	171.2
7. Penn State	172.1
8. Clemson	173.2
9. Georgia	175.4
10. Rutgers	176.3
11. Florida State	179.7
12. Bowling Green	179.8

DUAL-SPORT ATHLETE IN GAZAREK

- TE Levi Gazarek is also a RHP on the Bowling Green baseball team.
- He is one of 13 FBS players that is also on a baseball roster for next spring.
- Gazarek missed the 2023 and 2024 seasons after having an injury sustained during the 2022 and 2023 football seasons. He pitched 42.1 innings in 2022, going 2-3 with a 7.87 ERA. He notched 22 strikeouts and made five starts.
- In 2022, Gazarek appeared in 12 football games with 10 starts. He notched three receptions.
- In the spring of 2021, Gazarek pitched 8.0 innings, striking out five.

COLLEGE GRADUATES PLAYING FOR THE FALCONS

- Bowling Green has 22 players that are participating this fall as college graduates. The full list is below:

QB Connor Bazelak, DB Jacorey Benjamin, DL Dontrez Brown, CB Todd Bumphis, DL Chace Davis, S Patrick Day, TE Ian Drummond, OT Tunde Fatukasi, TE Levi Gazarek, OLB Demetrius Hardamon, DL Anthony Hawkins, ILB Brock Horne, QB Camden Orth, QB Baron May, CB Darius McClendon, OLB Avi McGary, RB Jaison Patterson, DL Jordan Porter, DL Ali Saad, RB PaSean Wimberly, OT Alex Wollschlaeger, OG Cade Zimmerly



DEFENSIVE NOTES

BGSU SINGLE-GAME RECORDS

Points Scored

30 Dave Preston vs. Dayton, 1974
24 Bernard White vs. Eastern Michigan, 1985
24 Bernard White vs. Richmond, 1984
24 Jeff Groth vs. Grand Valley, 1978
24 Paul Miles vs. Marshall, 1972
24 Julius Livas vs. Kent State, 1970
24 Fred Matthews vs. Marshall, 1968
24 Chuck Radich vs. Temple, 1966

Points Scored By Kicking

19 Carl Bachman vs. Findlay, 1921
16 Brian Leaver vs. Kent State, 1994
16 Tyler Tate vs. Eastern Michigan, 2013
15 Jason Zeller vs. Kent State, 1989
15 Tyler Tate vs. Indiana, 2014

Extra Points Made

19 Carl Bachman vs. Findlay, 1921
10 Nate Fry vs. Temple, 2005
10 Shaun Suisham at Temple, 2004
9 Shaun Suisham vs. Eastern Kentucky, 2003

Field Goals Made

5 Brian Leaver vs. Kent State, 1994
4 Don Taylor vs. Toledo, 1974
4 Tyler Tate vs. Indiana, 2014
4 Jake Suder vs. South Dakota, 2017
4 Nate Needham at Kent State, 2021
4 Nate Needham vs. Ohio, 2021
3 25 times
.. (Most recently by Jake Suder at Kent State, 2017)

Punting Average

60.5 Joseph Davidson vs. Ball State, 2014
59.7 Joseph Davidson at Ohio, 2016
58.7 Brian Schmiedebusch vs. Wyoming, 2011
57.5 Greg Kampe vs. S. Mississippi, 1975
55.8 Brian Schmiedebusch vs. Idaho, 2011
54.6 Brian Schmiedebusch vs. Pittsburgh, 2013
53.4 Cris Shale vs. Ball State, 1990
53.3 Bill Bradshaw vs. Ohio, 1953
53.0 Jim Phelps vs. Toledo, 1982
52.2 Andy Pollock vs. Ohio, 1996

Punt Return Yards

152 Bob Zimpfer vs. Quan. Mar., 1967
125 Joe Souliere vs. Marshall, 1965
118 Bob Harris vs. Central Michigan, 1950
111 Courtney Davis vs. Kent State, 1996
103 Joe Souliere vs. Western Michigan, 1965

Pass Interceptions

3 Janssen Patton vs. Kent State, 2000
3 Janssen Patton vs. Western Michigan, 2003
3 Janssen Patton vs. Northern Illinois, 2003
3 Carlos Brooks vs. Kent State, 1992
3 Martin Bayless vs. Ball State, 1983
3 Shawn Simms vs. Toledo, 1981
3 Jac Tomasello vs. Kent State, 1981
3 Arch Tunnell vs. Cal Poly SLO, 1960
3 Jack Harbaugh vs. Delaware, 1959

Pass Interception Yards

127 Julius Livas vs. Miami, 1971
90 Rodney Lash vs. Toledo, 1948
85 Darnard Turner vs. Ohio, 2015
83 Melvin Marshall vs. Ball State, 1985
82 BooBoo Gates vs. Ohio, 2013
80 Melvin Marshall vs. BYU, 1983
79 P.J. Mahone vs. WKU, 2007
66 Pete Schmidt vs. Findlay, 1948

Kickoff Return Yards

223 BooBoo Gates vs. West Virginia, 2011
186 BooBoo Gates vs. Northern Illinois, 2011
181 Joe Alls vs. Toledo, 2001
177 Reggie Thornton vs. TCU, 1988
172 Roger Williams vs. Miami, 2007
168 Roger Williams vs. BC, 2007
158 Steve Kuehl vs. Toledo, 1976
154 Joe Souliere vs. Temple, 1966
152 BooBoo Gates vs. Toledo, 2011
144 Leon Weathersby vs. Ohio State, 1997

LAST TIME: SPECIAL TEAMS

LAST BGSU KICKOFF RETURN FOR A TOUCHDOWN

Justin Pegues vs. Fordham, Aug. 29, 2024 (100 yards)

LAST BGSU PUNT RETURN FOR A TOUCHDOWN

Ryan Burbrink vs. VMI, Sept. 6, 2014 (75 yards)

LAST TIME BGSU BLOCKED A PUNT

Trey Johnson at Texas A&M, Sept. 21, 2024

LAST TIME BGSU BLOCKED A PUNT FOR A TD

Avi McGary at Buffalo, Oct. 14, 2023 (PaSean Wimberly TD for 18 yards)

LAST TIME BGSU BLOCKED A FIELD GOAL

Dontrez Brown at Liberty, Sept. 2, 2023 (Trent Simms TD for 76 yards)

LAST TIME BGSU BLOCKED A PAT

Demetrius Hardamon at Miami (OH), Nov. 16, 2021

GAME-WINNING FIELD GOALS IN BGSU HISTORY

Below is the list of BGSU's all-time fourth quarter game-winning field goals that were the game's last score and gave the Falcons the lead for good.

NAME	DATE	OPP.	DISTANCE	TIME	FINAL
Alan Anaya	Nov. 1, 2023	Ball State	39	3:14	24-21
Jason Strasser	Sept. 20, 1997	at Akron	23	:32	31-28
Jason Zeller	Nov. 21, 1987	Central Michigan	44	1:05	18-17
Jason Zeller	Nov. 8, 1986	Ball State	21	4:28	20-17
Gehad Youssef	Oct. 16, 1982	NIU	19	:29	20-18
John Spangler	Oct. 4, 1980	Western Michigan	37	:21	17-14
Don Taylor	Sept. 13, 1975	at BYU	39	1:30	23-21
Don Taylor	Nov. 8, 1975	at Ohio	35	:09	19-17
Don Taylor	Oct. 27, 1973	at Marshall	21	11:19	24-21
Don Taylor	Sept. 16, 1972	at Purdue	29	14:07	17-14
Stu Shestina	Oct. 31, 1970	Marshall	38	1:04	26-24
Jim Perry	Nov. 4, 1967	at Marshall	23	0:55	9-7

PEGUES STARTS THE SEASON OFF WITH A BANG

- RB Justin Pegues set a BGSU record with his 100-yard kick return for a touchdown against Fordham. The kick return was his first touch as a Falcon, occurring on the first play of the season. He was named MAC Special Teams Player of the Week for his efforts. The previous record was 96 yards by Clint Stephens in 2014 vs. Ball State.
- The play was the "Best Thing I Saw" by ESPN's Scott Van Pelt and as created nearly six million unique views on social media in the 24 hours after the play.
- Pegues is a transfer from Tennessee Tech who finds himself on the depth chart at kick return and punt return.
- He also returned a punt for 24 yards against the Rams in the season opener.
- Pegues led Tennessee Tech in punt returns in 2023 with nine for 45 yards. He has has four career kick returns coming into 2024.

PLACEKICKER BATTLE IN PRESEASON CAMP

- The Falcons enter 2024 with a position battle at placekicker. Jackson Kleather and Troy transfer Zach Long are battling for the top position.
- Kleather was in the mix to be the starter in 2023 but missed most of camp with an injury. He later took over punting duties as a true freshman at Georgia Tech and held on to that spot.
- Entering 2024, neither Kleather or Long had attempted a field goal or PAT at the college level. Long was the primary kickoff specialist during his time at Troy.
- Kleather got the nod in the opener against Fordham and was 5-of-6 on PATs as BGSU did not attempt a field goal.
- Against No. 8 Penn State Kleather made his first two career field goal attempts from 33 and 42 yards.

HENDERSON HAS REIGNS ON PUNTING DUTIES

- P John Henderson comes to BGSU after appearing in 23 career games over three years at Antelope Valley College in Lancaster, Calif.
- Henderson earned first-team all-conference honors at AVC in 2022 when he averaged 41.7 yards per punt and 35 percent of his punts pinned opponents inside the 20-yard line.
- Henderson's debut at the FBS level garnered three punts on a 44.33 average. Two of his punts went inside the 20-yard line and one boomed for 50 yards against Fordham.

BGSU BLOCKING PUNTS

- Since Alex Bayer was hired as the special teams coordinator in 2022, Bowling Green is tied for No. 1 in all of college football in blocked punts with eight. They share the spot with Rutgers and South Carolina after Trey Johnson's block at then-No. 25 Texas A&M.
- Bowling Green finished 2023 No. 4 in the nation with two blocked punts. This comes on the heels of finishing 2022 tied for No. 2 in the nation with five blocked punts.
- RB PaSean Wimberly finished 2022 tied for No. 1 in the nation in blocked punts with three.
- Wimberly, who was awarded a scholarship a week before the 2022 season, blocked a punt at UCLA and another one against Eastern Kentucky to start the year.
- Against Toledo he blocked a punt in the second quarter that Patrick Day fell on in the end zone for a touchdown.
- Wimberly was named the 2022 National Special Teams Player of the Year.
- At Buffalo in 2023 Wimberly returned a blocked punt for a touchdown.
- Wimberly suffered a season-ending injury during spring football.
- Below are college football leaders in blocked punts since the start of the 2022 season:

TEAM	'22	'23	'24	BLOCKED PUNTS
1. Bowling Green	5	2	1	8
Rutgers	5	3	0	8
South Carolina	5	2	1	8
4. Notre Dame	7	0	0	7
5. Iowa	3	2	1	6
Pitt	2	3	1	6
7. Army	3	2	0	5
Texas	3	2	0	5
Utah State	3	2	0	5



Alan Anaya's 31-yard field goal against Ball State on Nov. 1, 2013 with 3:14 was BGSU's first game-winning field goal since 1997 at Akron.

CAREER STARTS

Defensive Players

Name, Pos.	'19	'20	'21	'22	'23	'24	Career	Streak
Anthony Hawkins, DL	*	0	7	12	13	3	35	25
CJ Brown, S	*	2	13	12	3	3	33	3
Trent Simms, S	*	0	4	9	7	0	20	-
Jacorey Benjamin, CB	7	2	4	0	5	2	20	1
Jordan Oladokun, CB	*	*	0	6	11	3	20	3
Dontrez Brown, DL	*	0	0	0	13	3	16	16
Joseph Sipp Jr., LB	*	*	*	1	12	3	16	4
Ali Saad, DL	*	*	0	0	13	2	15	2
Brock Horne, LB	*	0	10	1	1	3	15	3
Darius Lorflis, S	*	*	*	0	12	3	15	10
Jalen Burton, CB	*	*	3	7	1	0	11	-
Patrick Day, S	*	1	0	1	6	0	8	-
Edward Rhambo, DB	*	*	*	0	5	1	6	-
Demetrius Hardamon, LB	*	0	1	0	3	0	4	-
Charles Rosser, LB	*	*	0	0	2	3	5	3
Avi McGary, DB	*	*	0	0	1	2	3	1
Chace Davis, DL	0	0	0	0	0	1	1	-
Davonte Miles, DL	*	*	*	0	0	1	1	-

* did not play Note: Some starts may be at positions other than the ones listed.

Offensive Players

Name, Pos.	'19	'20	'21	'22	'23	'24	Career	Streak
Connor Bazelak, QB	1	8	11	9	11	3	43	9
Nick Reimer, OT	*	2	11	11	11	3	38	38
Alex Wollschlaeger, OT	*	*	2	12	13	3	30	17
Levi Gazarek, TE	*	0	10	11	6	2	29	1
Alex Padgett, C	*	*	3	0	13	3	19	16
Nate Pabst, OG	*	*	0	0	13	3	16	16
Camden Orth, QB	0	0	10	1	2	0	13	-
Tunde Fatukasi, OT	*	*	0	4	7	3	14	3
Terion Stewart, RB	*	0	5	*	6	1	12	-
Cade Zimmerly, OG	*	*	10	2	0	0	12	-
Harold Fannin Jr., TE	*	*	*	1	8	3	12	8
Jaison Patterson, RB	*	*	4	3	2	1	10	-
Malcolm Johnson Jr., WR	*	0	1	0	6	2	9	2
Jamal Johnson, RB	*	*	2	3	0	2	7	1
Billie Roberts, OT	*	0	6 [^]	0	0	0	6	-
Rahkeem Smith, WR	*	*	*	*	5	1	6	-
Jake Burns, OG	*	*	*	0	5	0	5	-
Jaylon Tillman, WR	*	*	0	0	4	1	5	-
Finn Hogan, WR	*	*	*	0	2	2	4	2

* did not play Note: Some starts may be at positions other than the ones listed.

[^] - starts while playing defense

2024 BOWLING GREEN OPPONENTS

Opponent	'24 Record	AP Rank	This Week	Next Game
Fordham	0-4		at Monmouth	Lafayette
at Penn State	3-0	9	Illinois	UCLA
at Texas A&M	3-1	24	Arkansas	Missouri
Old Dominion	0-3		at Bowling Green	at Coastal Carolina
at Akron	1-3		at Ohio	Bowling Green
NIU	2-1		at NC State	UMass
Kent State	0-4		Eastern Michigan	Ball State (10/12)
at Toledo	3-1		BYE	Miami (OH)
at Central Michigan	2-2		San Diego State	Ohio
Western Michigan	1-2		at Marshall	at Ball State
at Ball State	1-2		at James Madison	Western Michigan
Miami (OH)	0-3		UMass	at Toledo

BGSU'S ALL-TIME OVERTIME GAMES

• BGSU has played seven all-time OT games and has a 3-4 record all-time:

Year	Opponent	Site/Result
1996	Western Michigan	Doyt Perry Stadium L, 13-16
1999	at UCF	Citrus Bowl (Orlando, Fla.) W, 33-30
2005	Toledo	Doyt Perry Stadium L, 41-49 (2 ot)
2007	at Minnesota	Metrodome (Minneapolis, Minn.) W, 32-31
2008	Buffalo	Doyt Perry Stadium L, 34-40 (2 ot)
2022	Eastern Kentucky	Doyt Perry Stadium L, 57-59 (7 ot)
2022	Marshall	Doyt Perry Stadium W, 34-31

DOYT PERRY STADIUM

Doyt Perry Stadium is named in honor of the man who led Bowling Green to a 77-11-5 record in his 10 years as the head coach of the Falcons.

Doyt L. Perry was simply one of the greatest football coaches of his day. His .855 winning percentage over 10 seasons in the 1950s and 1960s remains one of the highest in football history. In fact, Perry is sixth all-time behind Bob Reade (Augustana), Knute Rockne (Notre Dame), Frank Leahy (Notre Dame), Larry Kehres (Mount Union) and Jeff Devaney (Trinity, Conn.) in winning percentage among coaches with at least 10 years of service on the collegiate level. Perry served as the BGSU athletic director for seven years (1965-71) after stepping down as football coach.

Bowling Green won the first game ever played in Perry Stadium, defeating Dayton, 13-0, on Oct. 1, 1966. The football facility at BGSU was formally dedicated as Doyt L. Perry Stadium on Sept. 26, 1992.

Bowling Green has played 292 games in the venue. BGSU's all-time record at Doyt Perry Stadium stands at 175-112-5.

Top 10 Doyt Perry Stadium Crowds All-Time

Date	Attend.	Opponent	Result	Date	Attend.	Opponent	Result
10/8/1983	33,527	Toledo	L, 3-6	10/19/1991	27,333	Toledo	W, 24-21
10/25/2003	31,007	N. Illinois	W, 34-18	10/9/1971	26,860	Toledo	L, 7-24
11/29/2003	29,724	Toledo	W, 31-23	11/23/2001	26,483	Toledo	W, 56-21
10/2/1993	29,210	Toledo	W, 17-10	11/15/2006	25,616	Miami (OH)	L, 7-9
11/16/1985	28,110	Toledo	W, 21-0	9/30/1989	25,057	Akron	L, 24-38

BOWLING GREEN CAREER STARTS BY POSITION

OFFENSE

WR	LT	LG	C	RG	RT	TE	QB	TB	WR	WR	TE
Tillman (5)	Fatukasi (3)	Zimmerly (8)	Padgett (16)	Pabst (13)	Wollschlaeger (30)	Fannin (12)	Bazelak (14)	Stewart, T. (12)	Hogan (4)	Johnson, J. (2)	Gazarek (29)
Johnson, M (2)	Padgett (3)	Fatukasi (7)	Zimmerly (4)	Fatukasi (3)	Fatukasi (1)		Orth (3)	Patterson (10)		Smith (1)	
	Reimer (3)	Burns (5)						Johnson, J. (5)			
			Pabst (3)								

DEFENSE

DE	DT	DT	DE	OLB	ILB	ILB	CB	CB	FS	SS	CB
Brown, D. (16)	Hawkins (15)	Davis (1)	Hawkins (20)	Rosser (5)	Sipp Jr. (16)	Horne (15)	Burton (11)	Oladokun (20)	Lorflis (15)	Simms (7)	Simms (9)
Roberts (6)			Saad (15)	Hardamon (4)			McGary (3)	Day (1)	Simms (4)	Day (6)	Benjamin (2)
			Miles (1)						Day (1)	Brown, C.J. (3)	Rhambo (1)

7 Connor Bazalak

QB • 6-3 • 225 • Sr. • Dayton, Ohio



2024 | Senior

- Has started all of BGSU's games
- Was 15-of-22 passing for 168 yards in season-opening win against Fordham
- Also rushed two times for 27 yards and a touchdown against the Rams
- Almost pulled the upset at No. 8 Penn State after throwing for 254 yards on 25-of-39 passing with two touchdowns
- Engineered a game-opening touchdown drive against the Nittany Lions which snapped a 28-game streak of not allowing an opponent to score a touchdown on its first drive of a game, which was capped by a six-yard TD throw to Harold Fannin Jr. It was the longest active streak in the nation entering the game and dated back to the 2021 season for PSU
- Also found Malcolm Johnson Jr. on a 15-yard scoring strike during a 3rd and 14 opportunity

2023 | Junior

- Started 11 of BGSU's 13 games
- Missed the Michigan and Buffalo games with an injury
- Finished the season with 1,935 yards passing and 12 touchdowns
- Threw one interception over his last 151 passes of the season
- Made BGSU debut as the starting quarterback at Liberty
- Was 23-of-28 passing for 319 yards and three touchdowns against Eastern Illinois
- Started the EIU game 12-of-12 passing for 163 yards and one score before his first incomplection
- Was 21-of-32 passing for 263 yards and one touchdown in win at Georgia Tech
- His 14-yard passing TD to Finn Hogan was the 40th career passing TD of his collegiate career
- Also rushed for one touchdown against the Yellow Jackets
- Was 6-of-11 passing for 6 yards and a touchdown in win over Akron
- Threw for 128 yards and two touchdowns on 13-of-21 passing in win over Ball State
- Was 13-of-19 passing for 188 yards and a touchdown at Kent State
- Was 23-of-35 passing for 286 yards and one touchdown against Toledo
- Passed for 217 yards on 18-of-26 passing with two touchdowns in win at Western Michigan
- Passed for 221 yards and one touchdown on 21-of-37 passing against Minnesota in the Quick Lane Bowl
- Also rushed for a touchdown against the Golden Gophers

PREVIOUS SCHOOL

- Appeared in 34 career games with 29 career starts between Missouri (three years) and Indiana (one year)
- Comes to BGSU with 7,370 career passing yards, 36 touchdowns and a 62.2 completion percentage for his career
- Spent the 2019, 2020 and 2021 seasons at Missouri where he threw for 5,084 yards, 23 touchdowns and completed 66.4 percent of his passes over 20 career starts (24 games)
- Named 2020 SEC Co-Freshman of the Year
- Started nine games at Indiana in 2022 where he became the first IU quarterback to pass for 300 yards in a debut since Antwaan Randle El in 1998 when he threw for 330 yards against Illinois
- Threw for 2,312 yards and 13 touchdowns in 2022 for Indiana

HIGH SCHOOL AND PERSONAL

- Played quarterback at Archbishop Alter High School for head coach Ed Domsitz
- An ESPN four-star prospect
- Ranked the No. 210 prospect overall, the No. 10 quarterback nationally, and the No. 5 prospect in Ohio by ESPN
- All-state and all-district selection led Alter to the 2018 Ohio Division III State Championship game and a 13-2 record
- Posted 13 touchdowns against two interceptions and passed for over 1,500 yards in a wishbone offense
- Team reached 42 points six times
- Named the 2018 GCL North Offensive Player of the Year
- Son of Kelley and Lenny Bazalak
- Sister, Maddie, played volleyball at Duquesne and Ohio
- Sister, Libby, played basketball at Duquesne and graduated No. 24 all-time in program history with 1,111 career points
- Graduated from IU with a degree in liberal studies and currently in BGSU's MBA program

BAZELAK BY THE NUMBERS (CAREER)

Rushing and Passing

SEASON	TEAM	gp	Rushing						Passing									
			att	yds	td	lg	avg/c	avg/g	comp-att-int	yds	td	lg	pct	avg/p	avg/g	effic		
2019-20	MO	3	7	2	0	7	0.3	0.7	15-21-0	144	0	17	71.4	9.6	48.0	129.0		
2020-21	MO	10	44	20	2	14	0.5	2.0	218-324-6	2366	7	69	67.3	10.9	236.6	132.1		
2021-22	MO	11	33	-23	0	12	-0.7	-2.1	246-377-11	2548	16	63	65.3	10.4	231.6	130.2		
2022-23	IND	10	47	-160	1	12	-3.4	-16.0	235-426-10	2312	13	52	55.2	9.8	231.2	106.1		
2023-24	BGSU	11	44	-82	2	17	-1.9	-7.5	168-278-7	1935	12	58	60.4	11.5	175.9	128.1		
2024-25	BGSU	3	5	12	1	19	2.4	4.0	60-97-3	672	3	65	61.9	11.2	224.0	124.1		
TOTAL FOR BGSU		14	49	-70	3	19	-1.4	-5.0	228-375-10	2607	15	65	60.8	11.4	186.2	127.1		
TOTAL		48	180	-231	6	19	-1.3	-4.8	942-1523-37	9977	51	69	61.9	10.6	207.9	123.1		

Scoring and Total Offense

SEASON	TEAM	gp	Scoring										Total Offense				
			td	rush	rcv	ret	pat	2pat	fg	total	avg/g	rush	pass	total	avg/g		
2019-20	MO	3	0	0	0	0	0	0	0	0	0	0	0.0	2	144	146	48.7
2020-21	MO	10	2	2	0	0	0	0	1	0	12	1.2	20	2366	2386	238.6	
2021-22	MO	11	0	0	0	0	0	0	1	0	0	0.0	-23	2548	2525	229.5	
2022-23	IND	10	1	1	0	0	0	0	1	0	6	0.6	-160	2312	2152	215.2	
2023-24	BGSU	11	2	2	0	0	0	0	0	0	12	1.1	-82	1935	1853	168.5	
2024-25	BGSU	3	1	1	0	0	0	0	0	0	6	2.0	12	672	684	228.0	
TOTAL FOR BGSU		14	3	3	0	0	0	0	0	0	18	1.3	-70	2607	2537	181.2	
TOTAL		48	6	6	0	0	0	0	3	0	36	0.8	-231	9977	9746	203.0	

12 Camden Orth

QB • 6-3 • 225 • Sr. • Gainesville, Fla.



BGSU RECORD BOOK

- No. 17 in single-season rushing yards by a quarterback (208, 2023)
- No. 12 in career rushing yards by a quarterback (259, 2022-pres.)

2023 | Junior

- Appeared 12 of BGSU's 13 games with two starts
- Was 5-of-10 passing for 66 yards and one touchdown at Liberty
- Was 2-of-2 passing for 49 yards against Eastern Illinois
- Started at No. 2 Michigan for an injured Connor Bazalak
- Was 8-of-11 for 91 yards against the Wolverines before leaving with an injury
- Rushed four times for 14 and one touchdown in win at Georgia Tech
- His touchdown at Georgia Tech started BGSU's streak of 38 unanswered points
- Threw for 77 yards and one score, while also rushing for a career-high 72 yards and another score in win at Buffalo
- Rushed five times for 17 yards in win over Akron
- Also was 2-of-3 passing for 14 yards and a touchdown against the Zips
- Was 4-of-4 passing for 98 yards and touchdown in win at Kent State
- Rushed nine times for 26 yards and two touchdowns against the Golden Flashes
- His three total touchdowns responsible for (2 rush, 1 pass) was a career high at KSU
- Threw one touchdown pass to Harold Fannin Jr. and rushed for another against Toledo

2022 | Sophomore

- Appeared in 10 of BGSU's 13 games
- Made BGSU debut at UCLA
- Also played against Eastern Kentucky
- Completed one pass for three yards in win over Marshall
- Recorded first BGSU start at Mississippi State for an injured Matt McDonald
- Was 17-of-28 passing for 172 yards and two touchdowns against the Bulldogs
- Connected on a 25-yard scoring strike to Tyrone Broden for his first BGSU passing touchdown in the first quarter against MSU
- Rushed once for four yards and a first down in the win over Miami (OH)
- Rushed for 14 yards in win at Toledo
- Was 2-of-3 passing for 12 yards at Ohio
- Also rushed two times for 27 yards and a touchdown against the Bobcats
- Came on for injured Matt McDonald in the Quick Lane Bowl and was 14-of-22 passing for 191 yards and one touchdown

PREVIOUS SCHOOL

- Appeared in 14 games over the last three seasons at Long Island University, an FCS school with campuses located in Brookville and Brooklyn, N.Y.
- Was 143-of-260 passing for 1,655 yards and 10 touchdowns in 2021
- Also rushed for 29 yards and a score in 2021
- Appeared in two games in 2019 and two more in 2020
- Prior to 2021, threw 19 career passes and they all came against Merrimack College in 2019
- Against MC, he was 11-of-19 passing for 170 yards and one score in 2019

HIGH SCHOOL

- Played quarterback at Buchholz High School for head coach Mark Whittemore
- Three-year letterwinner on varsity
- Helped lead Buchholz to district championship in 2016 and 2018
- Led Buchholz to the second round of the playoffs in 2016 and 2018
- Team captain in 2017 and 2018
- Passed for 4,711 yards and 48 touchdowns during his career at Buchholz
- Also played basketball

PERSONAL

- Son of Melissa and Jerett Orth
- Has a younger brother, Colsen
- Favorite athlete is Aaron Rodgers
- Graduated with a degree in media productions

ORTH BY THE NUMBERS (CAREER)

Rushing and Passing

SEASON	TEAM	gp	Rushing						Passing								
			att	yds	td	lg	avg/c	avg/g	comp	att	int	yds	td	lg	pct	avg/p	avg/g
2019-20	LIU	2	8	-46	0	0	-5.8	-23.0	11-19-0	170	1	45	57.9	15.5	85.0	150.4	
2020-21	LIU	2	4	17	0	9	4.3	8.5	0-0-0	0	0	0	0.0	0.0	0.0	0.0	
2021-22	LIU	10	77	29	1	22	0.4	2.9	145-262-5	1665	10	79	55.3	11.5	166.5	117.5	
2022-23	BGSU	10	19	51	1	17	2.7	5.1	34-57-2	382	3	31	59.6	11.2	38.2	126.3	
2023-24	BGSU	12	67	208	5	18	3.1	17.3	39-68-5	486	5	45	57.4	12.5	40.5	126.9	
TOTAL FOR BGSU		22	86	259	6	18	3.0	11.8	73-125-7	868	8	45	58.4	11.9	39.5	126.6	
TOTAL		36	175	259	7	22	1.5	7.2	229-406-12	2703	19	79	56.4	11.8	75.1	121.9	

Scoring and Total Offense

SEASON	TEAM	gp	Scoring								Total Offense						
			td	rush	rcv	ret	pat	2pat	fg	total	avg/g	rush	pass	total	avg/g		
2019-20	LIU	2	0	0	0	0	0	0	0	0	0	0	0.0	-46	170	124	62.0
2020-21	LIU	2	0	0	0	0	0	0	0	0	0	0.0	17	0	17	8.5	
2021-22	LIU	10	1	1	0	0	0	0	0	0	6	0.6	29	1665	1694	169.4	
2022-23	BGSU	10	1	1	0	0	0	0	0	0	6	0.6	51	382	433	43.3	
2023-24	BGSU	12	5	5	0	0	0	0	0	0	30	2.5	208	486	694	57.8	
TOTAL FOR BGSU		22	6	6	0	0	0	0	0	0	36	1.6	259	868	1127	51.2	
TOTAL		36	7	7	0	0	0	0	0	0	42	1.2	259	2703	2962	82.3	



Scot Loeffler

Head Coach • Sixth Season

Scot Loeffler is in his sixth season as the head coach at Bowling Green State University. The 20th head coach of the Bowling Green football program, Loeffler came to BGSU after serving as deputy head coach and offensive coordinator at Boston College.

Coming to BGSU, Loeffler inherited one of the nation's biggest rebuilding projects as the BGSU offense and defense both ranked nearly last in the nation in both offensive and defensive production the season before his arrival.

The gains during Loeffler's tenure started to take root in 2021 and by 2022 Bowling Green was back in a bowl game for the first time since 2015 as the Falcons took part in the Quick Lane Bowl.

The 2023 season marked another successful campaign under Loeffler's leadership, as the Falcons made impressive strides. BGSU secured a spot in the Quick Lane Bowl for the second consecutive year, facing off against the Minnesota Golden Gophers. This achievement marked the first time BGSU had participated in back-to-back bowl games since their four-year streak from 2012 to 2015. BGSU was the only school in the nation to improve from 2020 to 2021 with +4 wins, then +2 wins from 2021 to 2022 and +1 wins from 2022 to 2023.

In 2023, BGSU led the nation with 28 takeaways, including four forced turnovers against the eventual national champion Michigan, who had only eight turnovers throughout the season. Notably, BGSU's defense intercepted Michigan quarterback J.J. McCarthy three times, marking the most interceptions surrendered by the 2024 first-round NFL Draft pick of the Minnesota Vikings in his collegiate career. These three interceptions accounted for half of the six total offensive turnovers Michigan yielded all season.

The 2023 season also witnessed the recognition of 10 Falcons on the All-MAC team and 15 on the Academic All-MAC squad. The latter equaled the program record set in 2022, surpassing the previous record established in 2021. Under Loeffler's guidance over his first five years, BGSU has achieved five of its top six outputs in program history for representation on the Academic All-MAC team.

One standout performer in Loeffler's offense was Harold Fannin Jr., who earned first-team All-MAC honors and third-team All-America honors by CFN (College Football News). Fannin concluded the season ranked No. 6 nationally and No. 1 in the MAC among tight ends, boasting 623 receiving yards and six receiving touchdowns. His 44 receptions led the MAC and placed him 12th nationally among tight ends, while Fannin's 406 yards after the catch ranked him second in the nation among tight ends, trailing only Georgia's Brock Bowers, who secured back-to-back Mackey Awards.

In 2022 Bowling Green was one of four FBS programs whose win totals improved 4+ games from 2020 to 2021 and then

improved 2+ more games from 2021 to 2022. Joining BGSU on the list were Kansas State, Oregon State and Tennessee.

Karl Brooks was a forced to be dealt with on the defensive line in 2022 as he earned first-team All-America honors from Pro Football Focus (PFF) after finishing No. 11 in the nation with 10 sacks, which also rank No. 3 all-time at BGSU on the career single-season ledger. Brooks led the nation in total pressures (69) and was the highest-graded player (93.0) at his position in the nation per PFF.

Brooks led a defensive unit that finished with 38 team sacks in 2022, which ties the 1992 and 2012 Bowling Green teams for most in a season in records dating back to 1990. Over 90 percent of BGSU's sacks in 2022 came in a base defense.

Offensively, Matt McDonald finished his BGSU career No. 9 all-time in career passing with 5,921 passing yards after throwing for 22 touchdowns and 2,654 yards in 2022. His 22 passing touchdowns rank No. 11 on BGSU's all-time single-season ledger. Five of BGSU's six wins were by seven points or less, which ranked No. 3 in the nation. Ta'ron Keith scored the game-winning touchdown in three of those games and his 83-yard kick return for a touchdown against Western Michigan set up the game-winning score in a fourth BGSU win.

The 2021 season the rebuild started to turn as the Falcons enjoyed some signature wins, highlighted by a 14-10 triumph at Minnesota. The Gophers ultimately finished the year 9-4 and in second place in the West division of the Big Ten. BGSU's gains in 2021 were foundational as the Falcons were one of the nation's youngest teams with 71 student-athletes on the roster that were taking part in their first or second season of college football.

The BGSU defense led the way in 2021 as it recorded its best season dating back to the 2013 MAC championship year, allowing opponents only 373.7 yards per game. Nate Needham earned first-team All-America honors from the Football Writers Association of America after leading the nation in field goal percentage through the regular season (.950) on 19-of-20 field goal attempts. He was only the third Falcon to earn first-team honors from the FWAA, the second-oldest All-America team.

Linebacker Darren Anders, Needham and tight end Christian Sims all earned first-team All-MAC honors, giving BGSU the most first-team nods since the 2015 MAC championship season. Anders led the MAC and was No. 8 in the nation with 10.3 tackles per game. Sims led the MAC tight ends with 41 receptions and 418 receiving yards.

Loeffler's second season at Bowling Green came during the COVID-19 pandemic when the MAC started its season late and the Falcons played only five games. Despite going winless, the young Falcons had valuable game experience. Tight end Quintin Morris earned first-team All-MAC honors after leading the league in tight end receptions and tight end receiving yards.

In his first season at Bowling Green, the Falcons built a foundation for success. Although BGSU went just 3-9 overall

The Loeffler Record

Year	School	Overall	Conference	Place
2019	Bowling Green	3-9	2-6	5th (East)
2020	Bowling Green	0-5	0-5	6th (East)
2021	Bowling Green	4-8	2-6	T4th (East)
2022	Bowling Green	6-7	5-3	T2nd (East)
2023	Bowling Green	7-6	5-3	3rd (East)
2024	Bowling Green	1-2	0-0	
Totals (sixth year)		21-37	14-23 MAC	

and 2-6 in MAC play, the program started the rebuild in many ways. Most notably, the Falcons defeated rival Toledo 20-7 to end a nine-game losing streak in the Battle of I-75.

In BGSU's three victories (over Toledo, Akron and Morgan State), the Falcons outscored their opponents 101-16, highlighting explosive offensive performances and stifling defensive efforts. Bowling Green held Morgan State to just 70 yards of offense and Akron to 100 yards. BGSU gave up just one touchdown in those three victories.

Loeffler's coaching career, which spans back to his time as a student assistant at Michigan during the 1996 season, includes stops at Michigan, Central Michigan, Florida, Temple, Auburn, Virginia Tech and Boston College. He also spent a year coaching the quarterbacks for the Detroit Lions.

Over his career, Loeffler has coached eight quarterbacks who went on to play in the NFL – Tom Brady, Tim Tebow, Brian Griese, Chad Henne, Drew Henson, John Navarre, Logan Thomas and Anthony Brown. Those eight quarterbacks have won a combined 10 Super Bowl championships (Tom Brady, 7; Chad Henne, 2; Brian Griese, 1). He has also directed a potent rushing attack at Boston College behind AJ Dillon, who was 12th nationally in rushing yards per game in 2018. Dillon was the ACC Rookie of the Year in 2017 and the nation's second-leading rusher among freshmen. Dillon was later drafted in the second round by the Green Bay Packers in the 2020 NFL Draft.

In 2018, Boston College scored 40+ points in four of its first five games, including an average of 52.7 points in consecutive wins over Massachusetts, Holy Cross and Wake Forest. The Eagles then defeated Temple 45-35 and Louisville 38-20. The team ended the regular season at 7-5 overall.

Prior to coming to BGSU, Loeffler's teams have played in 15 bowl games in the 17 seasons he has been a college coach.

In 2017, Loeffler's offense posted 35+ points in three consecutive games for the first time in 15 years at Boston College. The team scored 40+ points in consecutive conference games for the first time in the program's Big East and ACC history. The rushing offense climbed from 96th to 25th in the country and the Eagles were one of the faster teams in the nation, ranking 18th nationally in total plays.

In 2016, his first year on staff at Boston College, the Eagles won a bowl game for the first time in nine years.

Prior to his tenure at Boston College, Loeffler served as offensive coordinator and quarterbacks coach under Frank Beamer at Virginia Tech from 2013-15. He mentored Logan Thomas, who finished his collegiate career by breaking career records for passing yards, attempts, touchdown passes and rushing touchdowns by a quarterback. He oversaw a trio of wide receivers who became the first group in Virginia Tech history to each record 40 or more receptions in a season. While at Virginia Tech he directed a VT offense that went into Columbus, Ohio, and defeated Ohio State, 35-21, in the Buckeyes only loss during their 2014 national championship season.

As the offensive coordinator and quarterbacks coach at Auburn in 2012, Loeffler mentored Tre Mason, a 1000-yard rusher who became the first non-quarterback to lead Auburn in total offense since Bo Jackson in 1985.

Loeffler guided Temple to the seventh-best rushing average in the nation as offensive coordinator in 2011 and running back Bernard Pierce ranked sixth nationally, including 107 yards on the ground in Doyt L. Perry Stadium in a 13-10 BGSU victory. That team went on to win the program's first bowl game since 1979.

Prior to his time at Temple, he was the quarterbacks coach at Florida under former BGSU head coach Urban Meyer, helping the unit to the best pass efficiency in the nation in 2009. He guided Tebow in his final season in Gainesville as he passed for 2,895 yards and 21 touchdowns. Tebow graduated from Florida with five NCAA, 14 SEC and 28 school records.

In 2008, Loeffler worked with the Detroit Lions' quarterbacks, following his tenure at Michigan. From 2002-07, he coached quarterbacks for the Wolverines. Chad Henne became the first true freshman quarterback to lead his team to a Big Ten title and start in a BCS game, while John Navarre became Michigan's first All-Big Ten first-team quarterback since 1997.

Along with his time at Temple, Loeffler has familiarity in the Mid-American Conference as he was Central Michigan's quarterbacks coach from 2000-01. Prior to that, he was a graduate assistant and student assistant at Michigan, working with Brady and Griese. He was part of the Wolverines' undefeated national championship season in 1997.

A native of Barberton, Ohio and Barberton High School, Loeffler played quarterback at Michigan from 1993-96. A 1998 graduate of Michigan, Loeffler earned his undergraduate degree in history with a minor in political science.

Loeffler is married to Amie, who holds an undergraduate degree in chemistry from Bowling Green in 1999 and a graduate degree in chemistry in 2005. The couple has three children – Luke, Alexis and Mary Elizabeth.

THE LOEFFLER RECORD

PERSONAL

Born: Nov. 1, 1974 in Barberton, Ohio

Hometown: Barberton, Ohio

Wife: Amie

Children: Luke, Alexis and Mary Elizabeth

EDUCATION

High School: Barberton High School, Barberton, Ohio (1993)

College: Michigan (1998)

PLAYING EXPERIENCE

Michigan (1993-96)

COACHING EXPERIENCE

1996-97: Michigan, Student Assistant

1998-99: Michigan, Graduate Assistant

2000-01: Central Michigan, Quarterbacks

2002-07: Michigan, Quarterbacks

2008: Detroit Lions, Quarterbacks

2009-10: Florida, Quarterbacks

2011: Temple, Offensive Coordinator/Quarterbacks

2012: Auburn, Offensive Coordinator/Quarterbacks

2013-15: Virginia Tech, Offensive Coordinator/Quarterbacks

2016-17: Boston College, Offensive Coord./Quarterbacks

2018: Boston College, Deputy HC Offense/Offensive Coord./QBs

2019-pres: Bowling Green, Head Coach

BOWLS COACHED

1997: Michigan, Rose (National Championship)

1998: Michigan, Citrus

1999: Michigan, Orange

2002: Michigan, Outback

2003: Michigan, Rose

2004: Michigan, Rose

2005: Michigan, Alamo

2006: Michigan, Rose

2007: Michigan, Capital One

2009: Florida, Sugar

2010: Florida, Outback

2011: Temple, New Mexico

2013: Virginia Tech, Sun

2014: Virginia Tech, Military

2015: Virginia Tech, Independence

2016: Boston College, Quick Lane

2017: Boston College, Pinstripe

2022: Bowling Green, Quick Lane

2023: Bowling Green, Quick Lane

DID YOU KNOW?

- OT **Tunde Fatukasi** started playing the drums in church when he was six years old. He taught himself to play the drums and has played over the years at churches in the USA and Nigeria. Fatukasi's older brothers Foley (Jaguars) and Olakunle (Chiefs) currently play in the NFL. The Fatukasi family was displaced from their Far Rockaway, N.Y., due to Hurricane Sandy. The family of five lived in a hotel for three months and then a friend's apartment after that while their home was fixed.
- Head coach **Scot Loeffler**, associate head coach (LBs) **Steve Morrison**, and passing game coordinator (WRs) **Erik Campbell** were all on staff with each other at Michigan under former head coach Lloyd Carr.
- Co-Offensive Coordinator **Greg Nosal** played offensive guard at Virginia Tech and in 2010 received the nickname "Nine-Fingers Nosal" after he lost the tip of his pinkie during a game with Central Michigan. His pinkie got stuck in a facemask on a block and the tip was ripped off. They found it in his glove, put it on ice and Nosal played the rest of the game with his hand taped up. Later in the fourth quarter they stiched it back on his finger.
- BGSU director of football operations **Damaris Linker** is one of eight female directors of football operations at the FBS level that oversee the entire operation for the program. Along with **Dani Coppes**, BGSU's football sports medicine provider, Bowling Green, Kansas State and New Mexico State are the only schools in the nation with female leads over football operations and sports medicine.
- RB coach Brian White first met OLB **David Afogho** when he was in the sixth grade. David's father was Coach White's Uber driver to the airport in Boston as he left to go recruit one trip. The pair got talking and David's dad told Coach White how his son loved football. Coach White built a relationship with the family and gave them tickets to Boston College games. They kept in contact as Coach White followed David's success and recruited him when he reached high school.
- BGSU's band is the second-largest FBS band in the nation with 440 members. Only Jacksonville State with 502 has more. BGSU's band is directed by **Jon Waters** who is an internationally known music educator and band director. As director of marching and athletic bands at The Ohio State University, his innovative use of iPads in creating unprecedented animated marching formations led to worldwide recognition and millions of YouTube hits. In 2014, he delivered a TEDx talk on "Tradition thru Innovation." In January 2022, he directed the The Band Directors Marching Band in the Tournament of Roses Rose Parade. Waters enters his third year as the BGSU band director.
- BGSU kicker **Alan Anaya** has an older brother who plays on the Bowling Green men's soccer team. His brother, Alberto, was a first-team All-Missouri Valley Conference honoree in 2023.

2024 HONORS/AWARDS

- Alan Anaya, Jr., PK**
 - Athlon Sports preseason fourth-team All-MAC
- Connor Bazelak, Sr., QB**
 - Athlon Sports preseason third-team All-MAC
 - Phil Steele preseason second-team All-MAC
- CJ Brown, Sr., S**
 - Athlon Sports preseason third-team All-MAC
 - Phil Steele preseason second-team All-MAC
- Dontrez Brown, Sr., DL**
 - Athlon Sports preseason second-team All-MAC
- Harold Fannin Jr., Jr., TE**
 - Athlon Sports preseason first-team All-MAC
 - Phil Steele preseason first-team All-MAC
 - John Mackey Player of the Week HM (Sept. 11)
 - MAC Offensive Player of the Week (Sept. 23)
- Tunde Fatukasi, Sr., OL**
 - Phil Steele preseason third-team All-MAC
- Demetrius Hardamon, Sr., OLB**
 - Campbell Trophy Nominee
 - Comeback Player of the Year Watch List
 - Athlon Sports preseason third-team All-MAC
- Anthony Hawkins, Sr., DL**
 - Phil Steele preseason second-team All-MAC
 - Athlon Sports preseason fourth-team All-MAC
- Malcolm Johnson Jr, Sr., WR**
 - Athlon Sports preseason fourth-team All-MAC
- Jordan Oladokun, Sr., CB**
 - Jim Thorpe Award Watch List
 - Bednarik Award Watch List
 - Wuerffel Trophy Watch List
 - AFCA Good Works Team nominee
 - Phil Steele preseason first-team All-MAC
 - Athlon Sports preseason first-team All-MAC
- Nate Pabst, Jr., OL**
 - Phil Steele preseason second-team All-MAC
- Alex Padgett, Jr., OL**
 - Athlon Sports preseason fourth-team All-MAC
- Justin Pegues, Jr., RB**
 - MAC Special Teams Player of the Week (Sept. 2)
- Trent Simms, Sr., S**
 - Athlon Sports preseason fourth-team All-MAC
 - Phil Steele preseason third-team All-MAC
- Joesph Sipp Jr., Jr., LB**
 - Athlon Sports preseason third-team All-MAC
 - Phil Steele preseason second-team All-MAC
- Rahkeem Smith, Jr., PR**
 - Phil Steele preseason fourth-team All-MAC
- Terion Stewart, Jr., RB**
 - Maxwell Award Watch List
 - Walter Camp Watch List
 - Doak Walker Watch List
 - Athlon Sports preseason first-team All-MAC
 - Phil Steele preseason second-team All-MAC
- Alex Wollschlaeger, Sr., OT**
 - Outland Trophy Watch List
 - Phil Steele preseason first-team All-MAC
 - Athlon Sports preseason second-team All-MAC

NATIONAL AWARD WATCH LISTS

- CAMPBELL TROPHY NOMINEE**
 - Demetrius Hardamon, OLB
- WUERFFEL TROPHY**
 - Jordan Oladokun, CB
- THORPE AWARD**
 - Jordan Oladokun, CB
- BEDNARIK AWARD**
 - Jordan Oladokun, CB
- JOHN MACKEY TROPHY**
 - Harold Fannin Jr., TE
- DOAK WALKER AWARD**
 - Terion Stewart, RB
- WALTER CAMP PLAYER OF THE YEAR**
 - Terion Stewart, RB
- MAXWELL AWARD**
 - Terion Stewart, RB
- OUTLAND TROPHY**
 - Alex Wollschlaeger, OT
- LOMBARDI AWARD**
 - Alex Wollschlaeger, OT
- EAST-WEST SHRINE 1000 LIST**
 - Connor Bazelak, QB
 - Harold Fannin Jr., TE
 - Jordan Oladokun, CB
 - Terion Stewart, RB
- ALLSTATE AFCA GOOD WORKS NOMINEE**
 - Jordan Oladokun, CB

GAME-BY-GAME NOTABLES

Opponent	Coin Toss	Kickoff/Receive	BGSU 1st Poss.	Game Time (ET)	Game Length	Jersey/Pants	Helmet	Attendance	Result
Fordham	Loss	Receive	Touchdown	7 p.m.	3:05	Orange/Brown	Orange	12,786	W, 41-17
at Penn State	Loss	Receive	Touchdown	12 p.m.	3:08	White/White	Orange	103,861	L, 27-34
at Texas A&M	Win	Kickoff	Punt	7:30 p.m.	3:19	White/Brown	White	99,523	L, 20-26
Old Dominion				5 p.m.					
at Akron				TBA					
Northern Illinois				TBA					
Kent State				TBA					
at Toledo				TBA					
at Central Michigan				7:30/8 p.m.					
Western Michigan				7 p.m.					
at Ball State				TBA					
Miami (OH)				12 p.m.					

BOWLING GREEN'S RECORD WHEN ...

	2024	Loeffler
Overall Record	1-2	21-37
MAC Record	0-0	14-23
Non Conference	1-2	6-14
Home	1-0	12-13
Road	0-2	9-20
Neutral	0-0	0-2
Current Streak	L2	L2
Day	0-1	13-23
Night	1-1	8-14
TV Game	1-2	18-25
August	1-0	2-0
September	0-2	5-13
October	0-0	7-9
November	0-0	7-12
December	0-0	0-3
vs. Top 25 Teams	0-2	0-4
vs. Non ranked teams	1-0	21-32
vs. Bowl Eligible teams	0-0	2-14
On Turf	1-0	21-31
On natural grass	0-2	0-5
Scoring first	1-1	14-12
Leading after first quarter	1-1	15-12
Behind after first quarter	0-1	5-22
Tied after first quarter	0-0	0-3
Leading after second quarter	1-1	18-4
Behind after second quarter	0-1	1-32
Tied after second quarter	0-0	3-0
Leading after third quarter	1-0	18-2
Behind after third quarter	0-2	1-34
Tied after third quarter	0-0	2-1
Overtime	0-0	1-1
Scoring less than 20 points	0-0	3-23
Scoring 20-29 points	0-2	5-12
Scoring 30-39 points	0-0	7-1
Scoring 40+ points	1-0	6-1
Allowing less than 20 points	1-0	15-0
Allowing 20-29 points	0-1	3-5
Allowing 30-39 points	0-1	1-17
Allowing 40+ points	0-0	1-16
Outgain opponent	1-0	15-3
Opponent outgains BGSU	0-2	6-34
Win turnover margin	0-0	17-7
Lose turnover margin	0-1	3-24
Tie in turnovers	1-1	2-6
Game decided by 1-10 points	0-2	8-10
Game decided by 11-20 points	0-0	6-2
Game decided by 20+ points	1-0	7-25

CONSECUTIVE GAMES WITH A RECEPTION

Name, Pos.	Streak	'24 Rec.	Career Rec.	Streak Started
Harold Fannin Jr., TE	21	25	88	Oct. 15, 2022 (vs. Miami)
Jamal Johnson, RB	3	10	33	Aug. 29, 2024 (vs. Fordham)
Malcolm Johnson Jr., WR	3	13	27	Aug. 29, 2024 (vs. Fordham)
Rahkeem Smith, WR	2	3	37	Sept. 7, 2024 (at Penn St.)
Jaison Patterson, RB	1	3	26	Sept. 21, 2024 (at Texas A&M)
Finn Hogan, WR	1	2	32	Sept. 21, 2024 (at Texas A&M)
Jacob Harris	1	1	1	Sept. 21, 2024 (at Texas A&M)

100-YARD GAMES

Name, Pos.	100+Yard Rushing Games					
	'20	'21	'22	'23	'24	Career
Terion Stewart, RB	1	1	*	4	1	7
Jaison Patterson, RB	*	0	1	0	0	1

100+Yard Receiving Games

Name, Pos.	'20	'21	'22	'23	'24	Career
Harold Fannin Jr., TE	*	*	0	1	2	3
Finn Hogan, WR	*	*	0	1	0	1

200/300/400-YARD GAMES

Name	200+Yard Passing Games						
	'19	'20	'21	'22	'23	'24	Career
Connor Bazalak, QB	0!	8!	7!	8^	5	2	30

Name	300+Yard Passing Games						
	'19	'20	'21	'22	'23	'24	Career
Connor Bazalak, QB	0!	3!	3!	2^	1	0	9

Name	400+Yard Passing Games						
	'19	'20	'21	'22	'23	'24	Career
Connor Bazalak, QB	0!	1!	0!	0^	0	0	1

! - while at Missouri
 ^ - while at Indiana

GAME-OPENING DRIVES

GOAL-TO-GOAL SITUATIONS

	BOWLING GREEN					OPPONENT				
	Pts	Res	1st Down	Pl-Yds	Time	Pts	Res	1st Down	Pl-Yds	Time
Fordham	7	TD-Rush	5	10-78	4:39	0	Punt	0	3-(-5)	1:49
Penn State	7	TD-Pass	3	6-75	2:21	7	TD-Rush	4	6-75	2:25
Texas A&M	0	Punt	2	7-27	3:53	7	TD-Pass	4	11-75	4:56
Totals	14		10		3:38*	14		8		3:03*

*-average

SUMMARY

Totals	Offense	Defense
Goal-to-Go Situations	6	2
Scores	5	2
Total Points	31	14
Touchdowns	4	2
Field Goals	1	0
Fumbles	0	0
Interceptions	0	0
Missed Field Goals	1	0
Lost on Downs	0	0
End of Half/Game	0	0
Ran Out Clock	0	0

SECOND-HALF OPENING DRIVES

	BOWLING GREEN					OPPONENT				
	Pts	Res	1st Down	Pl-Yds	Time	Pts	Res	1st Down	Pl-Yds	Time
Fordham	0	Punt	3	3-5	1:28	7	TD-Pass	2	4-75	1:25
Penn State	0	Punt	0	3-4	1:27	0	Punt	2	5-0	3:13
Texas A&M	7	TD-Pass	1	1-65	0:12	7	TD-Rush	4	9-81	5:13
Totals	7		4		1:02*	14		8		3:17*

*-average

GAME-BY-GAME

Date	Opponent	Offense	Defense
Aug. 29	Fordham	TD-Rush	
		TD-Rush	
		TD-Rush	
Sept. 7	Penn State	TD-Pass	TD-Rush
Sept. 21	Texas A&M	Missed FG	TD-Pass
		FG	

STARTING FIELD POSITION

	BG Avg. Start	Opp. Avg. Start	BGSU Advantage
Fordham	22	21	+1
Penn State	24	35	-11
Texas A&M	41	25	+16
Totals (per gm avg.)	29	27	+2.0

FUTURE SCHEDULES

2025

Aug. 30	Lafayette	Bowling Green
Sept. 6	at Cincinnati	Cincinnati, Ohio
Sept. 13	Liberty	Bowling Green, Ohio
Sept. 20	at Louisville	Louisville, Ky.
TBA	Akron	Bowling Green, Ohio
TBA	Ohio	Bowling Green, Ohio
TBA	Eastern Mich.	Bowling Green, Ohio
TBA	Toledo	Bowling Green, Ohio
TBA	at Buffalo	Buffalo, N.Y.
TBA	at Kent State	Kent, Ohio
TBA	at Miami (OH)	Oxford, Ohio
TBA	at Central Mich.	Mt. Pleasant, Mich.

2026

Sept. 5.	at Arizona State	Tempe, Ariz.
Sept. 12	St. Francis (Pa.)	Bowling Green, Ohio
Sept. 19	at Iowa State	Ames, Iowa
Oct. 3	UMass	Bowling Green, Ohio
TBA	Buffalo	Bowling Green, Ohio
TBA	Kent State	Bowling Green, Ohio
TBA	Miami (OH)	Bowling Green, Ohio
TBA	Ball State	Bowling Green, Ohio
TBA	at Akron	Akron, Ohio
TBA	at Ohio	Athens, Ohio
TBA	at Northern Illinois	DeKalb, Ill.
TBA	at Toledo	Toledo, Ohio

2027

Sept. 4	at Ohio State	Columbus, Ohio
Sept. 18	Iowa State	Bowling Green, Ohio
Sept. 25	at Marshall	Huntington, W.Va.
TBA	Akron	Bowling Green, Ohio
TBA	Ohio	Bowling Green, Ohio
TBA	Central Mich.	Bowling Green, Ohio
TBA	Toledo	Bowling Green, Ohio
TBA	at Buffalo	Buffalo, N.Y.
TBA	at Kent State	Kent, Ohio
TBA	at Miami (OH)	Oxford, Ohio
TBA	at Western Mich.	Kalamazoo, Mich.

BGSU'S CAREER RECEPTIONS (100+)

Name	Career Catches
1. Freddie Barnes (2006-09)	298
2. Charles Sharon (2002-05)	232
3. Cole Magner (2001-04)	215
Scotty Miller (2015-18)	215
5. Robert Redd (1998-02)	211
6. Ronnie Moore (2013-16)	198
7. Ryan Burbrink (2012-15)	189
8. Mark Szlachcic (1989-92)	182
9. Corey Patridge (2005-08)	181
10. Stan Hunter (1982-85)	176
11. Kamar Jordan (2010-11)	174
12. Reggie Thornton (1986-89)	158
Roger Lewis (2014-15)	158
14. Steve Sanders (2002-05)	156
15. Kurt Gerling (1998-01)	152
16. Ronald Heard (1986-89)	139
17. Mark Dowdell (1981-84)	138
18. Jeff Groth (1966-68)	136
19. P.J. Pope (2002-05)	133
20. Ronnie Redd (1991-94)	129
Gehrig Dieter (2014-15)	129
22. Quintin Morris (2017-20)	125
23. David Bautista (2000-01)	121
24. Willie Geter (2007-10)	120
25. Ed Jones (1966-68)	119
26. Alex Bayer (2010-13)	115
Shaun Joplin (2011-13)	115
28. Kyle Hockman (1987-89)	110
29. James Hawkins (2001-04)	108
30. Bob Zimpfer (1967-69)	106
31. Shawn Potts (1979-82)	105
32. LeRoy Smith (1989-92)	104
33. Ta'ron Keith (2020-23)	104
34. Odieu Hiliare (2022-23)	103

Next Up:

Harold Fannin Jr. (2022-pres.) 88

ROSTER BY STATES

State	No. of Players	% of 109 man roster
Ohio	42	38.5
Florida	12	11.0
Michigan	11	10.1
Georgia	7	6.4
California	6	5.5
Illinois	6	5.5
Indiana	3	2.8
Maryland	3	2.8
Pennsylvania	3	2.8
Texas	3	2.8
Alabama	2	1.8
New York	2	1.8
Arizona	1	0.9
Colorado	1	0.9
Connecticut	1	0.9
Massachusetts	1	0.9
Nevada	1	0.9
Oklahoma	1	0.9
Tennessee	1	0.9
Canada	1	0.9
Mexico	1	0.9

FALCONS AMONG NATIONAL/MAC LEADERS

Category	MAC	NCAA	National Leader	Stat
Rushing Offense	5 - 171.7	60	UCF	375.7
Passing Offense	5 - 224.7	73	Ole Miss	422.8
Total Offense	3 - 396.3	74	Ole Miss	670.8
Scoring Offense	4 - 29.3	76	Ole Miss	55.0
Rushing Defense	11 - 217.0	124	Ole Miss	34.5
Total Defense	8 - 415.7	110	Tennessee	176.0
Scoring Defense	6 - 25.7	83	Ole Miss/Texas	5.5
Net Punting	1 - 42.70	19	Baylor	48.21
Punt Returns	8 - 4.75	100	Troy	34.67
Kickoff Returns	1 - 36.60	3	Alabama	52.00
Pass Defense	5 - 198.7	63	Georgia	91.3
Sacks	3 - 2.67	30	Boise State/Miami (FL)/Texas State	4.00
Tackles For Loss	9 - 4.3	111	Duke	11.5
Sacks Allowed	2 - 0.67	11	5 teams tied	0.00
Turnover Margin	7 - (-)0.33	88	James Madison	2.33
Passing Efficiency	7 - 121.52	106	Penn State	221.06
Pass Efficiency Def.	10 - 153.98	121	Iowa State	74.01
3rd-Down Conv.	3 - 42.9%	57	Miami (FL)	64.3%
Opp. 3rd-Down Conv.	3 - 31.7%	35	Alabama	16.3%
Red-Zone%	8 - 81.8%	90	17 teams tied	100.0%
Opp. Red-Zone%	4 - 80.0%	50	Army	37.5%

Comp. Per Game	NCAA/MAC	Stat	Comp. %	NCAA/MAC	Stat
Connor Bazalak	37/2	20.00	Connor Bazalak	80/5	61.9%

Passing Yards Per Game	Stat	Rec. Per Game
Connor Bazalak	54/3	224.0
Harold Fannin Jr.	5/1	8.3
Malcolm Johnson Jr.	90/8	4/3

Rushing Yards	Stat	Rushing Touchdowns
Terion Stewart	115/6	203
Terion Stewart	49/2	3

Total Offense	Receiving Yards Per Game
Connor Bazalak	72/3
Harold Fannin Jr.	8/1
116.3	

Tackles Per Game	Sacks Per Game
Joseph Sipp Jr.	109/12
7.0	
Anthony Hawkins	47/5
0.67	
Charles Rosser	47/5
0.67	
Joseph Sipp Jr.	47/5
0.67	

FALCONS IN THE NFL

Player (Pos.)-Last BGSU Season	Current Team
Karl Brooks (DE)-2022	Green Bay Packers
Scotty Miller (WR)-2018	Pittsburgh Steelers
Quintin Morris (TE)-2020	Buffalo Bills

SPORTS MEDICINE

BGSU ATHLETIC TRAINER FOR FOOTBALL IS ONE OF A FEW

• BGSU's Dani Coppes is one of 13 women at the FBS level that is their school's sports medicine department's primary care provider for football.

Name	School
Jennifer Brodeur	UMass
Deanna Doheny	Rice
Brandy Clouse*	Georgia Southern
DANI COPPES	BOWLING GREEN
Sam Graff	New Mexico State
Alyson Gramley*	Troy
Mindy Hoffman	Kansas State
Jessica Judd	Western Kentucky
Sarah McBrien	Western Michigan
Kammy Powell	Iowa
Kelli Pugh	Virginia
Shana Sunseri	ULM
Kaleen Trout	BYU

* - sports medicine department head

INDIVIDUAL STATISTICS

Rushing

Player	gp	att	gain	loss	net	avg	td	lg	avg/g
Terion Stewart	2	27	215	12	203	7.5	3	73	101.5
Jaison Patterson	3	27	115	7	108	4.0	0	13	36.0
Rahkeem Smith	3	3	51	1	50	16.7	1	40	16.7
Jamal Johnson	3	7	48	1	47	6.7	1	41	15.7
John Henderson	3	1	29	0	29	29.0	0	29	9.7
Justin Pegues	3	4	28	0	28	7.0	0	14	9.3
Lucian Anderson III	2	3	27	2	25	8.3	1	14	12.5
Connor Bazalak	3	5	29	17	12	2.4	1	19	4.0
Chris Edmonds	2	2	8	0	8	4.0	0	5	4.0
Mar'Kel Porter	1	1	8	0	8	8.0	0	8	8.0
Team	3	2	0	3	-3	-1.5	0	0	-1.0
Total	3	82	558	43	515	6.3	7	73	171.7
Opponents	3	123	725	74	651	5.3	2	42	217.0

Passing

Player	gp	effic	comp-att-int	pct	yds	td	lg	avg/g
Connor Bazalak	3	124.1	60-97-3	61.9	672	3	65	224.0
Harold Fannin Jr.	3	0.0	0-1-0	0.0	0	0	0	0.0
Justin Pegues	3	0.0	0-1-0	0.0	0	0	0	0.0
Lucian Anderson III	2	116.8	1-1-0	100.0	2	0	2	1.0
Total	3	121.5	61-100-3	61.0	674	3	65	224.7
Opponents	3	154.0	43-72-1	59.7	596	6	60	198.7

Receiving

Player	gp	no.	yds	avg	td	lg	avg/g
Harold Fannin Jr.	3	25	349	14.0	2	65	116.3
Malcolm Johnson Jr.	3	13	134	10.3	1	29	44.7
Jamal Johnson	3	10	89	8.9	0	32	29.7
Jaison Patterson	3	3	32	10.7	0	18	10.7
Rahkeem Smith	3	3	38	12.7	0	14	12.7
Justin Pegues	3	3	11	3.7	0	6	3.7
Finn Hogan	3	2	15	7.5	0	9	5.0
Jacob Harris	3	1	3	3.0	0	3	1.0
Elijah Boyd	3	1	3	3.0	0	3	1.0
Total	3	61	674	11.0	3	65	224.7
Opponents	3	43	596	13.9	6	60	198.7

Punt Returns

Player	no.	yds	avg	td	lg
Justin Pegues	4	19	4.8	0	24
Total	4	19	4.8	0	24
Opponents	1	-7	-7.0	0	0

Interceptions

Player	no.	yds	avg	td	lg
Jacorey Benjamin	1	3	3.0	0	3
Total	1	3	3.0	0	3
Opponents	3	0	0.0	0	0

Kick Returns

Player	no.	yds	avg	td	lg
Justin Pegues	5	183	36.6	1	100
Total	5	183	36.6	1	100
Opponents	6	94	15.7	0	23

Fumble Returns

Player	no.	yds	avg	td	lg
Edward Rhambo	1	0	0.0	0	0
Total	1	0	0.0	0	0
Opponents	0	0	0.0	0	0

INDIVIDUAL STATISTICS

Scoring

Player	td	fg	PAT						pts
			kick	rush	rcv	pass	dxp	saf	
Jackson Kleather	-	4-5	10-11	-	-	-	-	-	22
Terion Stewart	3	-	-	-	-	-	-	-	18
Harold Fannin Jr.	2	-	-	-	-	-	-	-	12
Connor Bazalak	1	-	-	-	-	-	-	-	6
Malcolm Johnson Jr.	1	-	-	-	-	-	-	-	6
Jamal Johnson	1	-	-	-	-	-	-	-	6
Rahkeem Smith	1	-	-	-	-	-	-	-	6
Justin Pegues	1	-	-	-	-	-	-	-	6
Lucian Anderson III	1	-	-	-	-	-	-	-	6
Total	11	4-5	10-11	0	0	0	0	0	88
Opponents	8	7-7	8-8	0	0	0	0	0	77

Field Goals

Player	fg	pct.	01-19	20-29	30-39	40-49	50-99	lg	blk
Jackson Kleather	4-5	80.0	0-0	1-2	2-2	1-1	0-0	42	0
Opponents	7-7	100.0	0-0	4-4	1-1	2-2	0-0	43	0

FG Sequence

Team Name	Bowling Green	Opponents
Texas A&M	(33),28,(23)	(28),(29),(34),(42)
Penn St.	(33),(42)	(43),(28)
Fordham		(24)

Numbers in (parentheses) indicate field goal was made

Total Offense

Player	g	plays	rush	pass	total	avg/g
Connor Bazalak	3	102	12	672	684	228.0
Terion Stewart	2	27	203	0	203	101.5
Jaison Patterson	3	27	108	0	108	36.0
Rahkeem Smith	3	3	50	0	50	16.7
Jamal Johnson	3	7	47	0	47	15.7
John Henderson	3	1	29	0	29	9.7
Justin Pegues	3	5	28	0	28	9.3
Lucian Anderson III	2	4	25	2	27	13.5
Chris Edmonds	2	2	8	0	8	4.0
Mar'Kel Porter	1	1	8	0	8	8.0
Team	3	0	-3	0	-3	-1.0
Total	3	182	515	674	1189	396.3
Opponents	3	195	651	596	1247	415.7

Punting

Player	no.	yds	avg	lg	tb	fc	i20	50+	blk
John Henderson	10	420	42.0	50	0	5	6	1	0
Total	10	420	42.0	50	0	5	6	1	0
Opponents	13	518	39.8	56	0	6	5	1	1

Kickoffs

Player	no.	yds	avg	tb	ob	retn	net	ydln
Zach Long	17	995	58.5	9	2			
Total	17	995	58.5	9	2	6	36.5	28
Opponents	17	1081	63.6	8	2	5	35.1	29

INDIVIDUAL STATISTICS

All Purpose

Player	g	rush	rcv	pr	kr	ir	total	avg/g
Harold Fannin Jr.	3	0	349	0	0	0	349	116.3
Justin Pegues	3	28	11	19	183	0	241	80.3
Terion Stewart	2	203	0	0	0	0	203	101.5
Jaison Patterson	3	108	32	0	0	0	140	46.7
Jamal Johnson	3	47	89	0	0	0	136	45.3
Malcolm Johnson Jr.	3	0	134	0	0	0	134	44.7
Rahkeem Smith	3	50	38	0	0	0	88	29.3
John Henderson	3	29	0	0	0	0	29	9.7
Lucian Anderson III	2	25	0	0	0	0	25	12.5
Finn Hogan	3	0	15	0	0	0	15	5.0
Connor Bazalak	3	12	0	0	0	0	12	4.0
Chris Edmonds	2	8	0	0	0	0	8	4.0
Mar'Kel Porter	1	8	0	0	0	0	8	8.0
Jacorey Benjamin	3	0	0	0	0	3	3	1.0
Jacob Harris	3	0	3	0	0	0	3	1.0
Elijah Boyd	3	0	3	0	0	0	3	1.0
Team	3	-3	0	0	0	0	-3	-1.0
Total	3	515	674	19	183	3	1394	464.7
Opponents	3	651	596	-7	94	0	1334	444.7

TEAM STATISTICS

Team Statistics

	BGSU	OPP
Scoring	88	77
Points per game	29.3	25.7
Points Off Turnovers	3	7
First Downs	59	60
Rushing	23	31
Passing	34	26
Penalty	2	3
Rushing Yardage	515	651
Yards gained rushing	558	725
Yards lost rushing	43	74
Rushing attempts	82	123
Average per rush	6.3	5.3
Average per game	171.7	217.0
TDs Rushing	7	2
Passing Yardage	674	596
Comp-Att-Int	61-100-3	43-72-1
Average per pass	6.7	8.3
Average per catch	11.0	13.9
Average per game	224.7	198.7
TDs Passing	3	6
Total offense	1189	1247
Total plays	182	195
Average per play	6.5	6.4
Average per game	396.3	415.7
Kick returns: #-Yards	5-183	6-94
Punt returns: #-Yards	4-19	1--7
Int returns: #-Yards	1-3	3-0
Kick return average	36.6	15.7
Punt return average	4.8	-7.0
Int return average	3.0	0.0
Fumbles-Lost	1-0	2-1
Penalties-Yards	14-142	19-159
Average per game	47.3	53.0
Punts-Yards	10-420	13-518
Average per punt	42.0	39.8
Net punt average	42.7	38.4
Kickoffs-Yards	17-995	17-1081
Average per kick	58.5	63.6
Net kick average	36.5	35.1
Time of possession / game	28:36	31:24
3rd-down conversion	15/35	13/41
3rd-down pct	43%	32%
4rd-down conversion	3/4	7/8
4rd-down pct	75%	88%
Sacks by-Yards	8-57	2-17
Misc Yards	0	0
Touchdowns scored	11	8
Field goals - attempts	4-5	7-7
On-Side kicks	0-3	0-0
Red-zone scores	(9-11) 82%	(8-10) 80%
Red-zone touchdowns	(6-11) 55%	(3-10) 30%
PAT-attempts	(10-11) 91%	(8-8) 100%
2-point conversion-attempts	(0-0) 0%	(0-0) 0%
Attendance	12786	203384
Games / Avg per game	1/12786	2/101692
Neutral site games	-	0/0

Score by Periods

Team	1st	2nd	3rd	4th	OT	TOT
Bowling Green	30	24	21	13	0	88
Opponents	14	22	21	20	0	77

DEFENSIVE STATISTICS

Team Defense

##	Player	gp	Tackles				tfl/yds	Sacks no-yds	Pass defense			Fumbles		blkd	
			ua	a	tot				int-yds	brup	qbh	fr-yds	ff	kick	saf
3	Joseph Sipp Jr.	3	11	10	21	2.5-8	2-7	.	.	1	
6	CJ Brown	3	10	8	18	0.5-1	.	.	.	1	
2	Brock Horne	3	5	11	16	2	.	.	
5	Anthony Hawkins	3	5	10	15	2.5-13	2-12	
13	Charles Rosser	3	10	4	14	2-28	2-28	.	.	1	
99	Ali Saad	3	6	6	12	2.5-10	1-6	.	.	1	
1	Jordan Oladokun	3	9	2	11	.	.	.	2	
4	Edward Rhambo	3	6	5	11	.	.	.	2	.	1-0	.	.	.	
9	Darius Lorfils	3	6	4	10	
23	Myles Bradley	3	4	4	8	0.5-2	0.5-2	
0	Darius McClendon	3	5	2	7	
32	Patrick Day	3	3	4	7	
15	Avi McGary	3	4	2	6	1-2	
60	Dontrez Brown	3	.	5	5	1	
55	Evan Branch-Haynes	3	2	3	5	
7	Jacorey Benjamin	3	2	2	4	.	.	1-3	2	
33	Jordan Porter	3	1	3	4	0.5-2	0.5-2	
16	Chace Davis	3	1	3	4	
90	Davonte Miles	3	.	3	3	0.5-0	
24	Justin Eklund	3	1	2	3	
10	Donny Stephens	2	2	1	3	
8	Trent Simms	3	1	2	3	0.5-1	
57	DayIn White	1	.	2	2	
30	Dorian Pringle	3	.	2	2	
18	Jalen Burton	3	2	.	2	
42	Chris Williams	2	.	2	2	
38	Dierre Kelly	2	.	1	1	
6	Jamal Johnson	3	1	.	1	
44	David Afogho	1	1	.	1	
19	Alijah Williams	1	.	1	1	
87	Jared Merk	3	1	.	1	
17	Trey Johnson	3	1	.	
Totals		3	99	104	203	13-67	8-57	1-3	6	5	1-0	2	1	0	
Opponents		3	87	90	177	12-40	2-17	3-0	8	9	0-0	0	0	0	

GAME-BY-GAME STARTERS

OFFENSE

Game	WR	LT	LG	C	RG	RT	TB	QB	TE	TE/WR	WR
Fordham	Tillman	Reimer	Pabst	Padgett	Fatukasi	Wollschlaeger	Stewart, T.	Bazelak	Fannin Jr.	Gazarek	M. Johnson
Penn State	Smith	Reimer	Pabst	Padgett	Fatukasi	Wollschlaeger	Patterson	Bazelak	Fannin Jr.	Hogan (WR)	M. Johnson
Texas A&M	Hogan	Reimer	Pabst	Padgett	Fatukasi	Wollschlaeger	Johnson, J.	Bazelak	Fannin Jr.	Gazarek	M. Johnson

DEFENSE

Game	NG	DT	DE	RLB	WLB	MLB	SLB/DL	CB	FS	BS	CB
Fordham	Hawkins	D. Brown	Miles	Rosser	Sipp Jr.	Horne	McGary	Oladokun	Lorfilis	CJ Brown	Benjamin
Penn State	Hawkins	D. Brown	Davis	Rosser	Sipp Jr.	Horne	Saad (DT)	Oladokun	Lorfilis	CJ Brown	Rhambo
Texas A&M	Hawkins	D. Brown	Saad	Rosser	Sipp Jr.	Horne	McGary	Oladokun	Lorfilis	CJ Brown	Benjamin

STATISTICAL LEADERS

Game	Rushing (Att.-Yds-TD)	Passing (C-A-I-Y-TD)	Receiving (Rec.-Yds.-TD)	Tackles Total (S-A-T)
Fordham	Stewart (14-161-3)	Bazelak (15-22-0-168-0)	Fannin Jr. (6-67-0)	Brown (3-5-8) Sipp Jr. (6-2-8)
at Penn State	Patterson (16-57-0)	Bazelak (25-39-2-254-2)	Fannin Jr. (11-137-1)	Sipp Jr. (3-5-8)
at Texas A&M	Stewart (13-42-0)	Bazelak (20-36-1-250-1)	Fannin Jr. (8-145-1)	Horne (4-4-8)
Old Dominion				
at Akron				
NIU				
Kent State				
at Toledo				
at Central Michigan				
Western Michigan				
at Ball State				
at Miami (OH)				

DRIVE ANALYSIS

	BGSU	Opp.
Total Drives Started	31	33
Times Started Inside Own 20	8	8
Drives Started in Opp. Territory	3	4
Avg. Starting Field Position	own 29	own 27
"Three & Out"	4	9

TURNOVER SUMMARY

	BGSU	Opp.
Turnovers Gained	2	3
...led to touchdown	0	1
...led to field goal	1	0
...led to punt	1	1
...other (end of game/half, downs, turnover, missed FG, etc.)	0	1

WHAT HAPPENS ON 1ST DOWN

Team	Plays	Yards	Avg.	Rush	Yards	Avg.	Pct.	Pass	Yards	Avg.	Pct.
BGSU	80	543	6.8	42	265	6.3	52.5	38	278	7.3	47.5
Opponents	94	579	6.2	66	338	5.1	70.2	28	241	8.6	29.8

3RD DOWN CONVERSIONS

3rd down and ...	1	2	3	4	5	6	7	8	9	10	11	12	13	14	15+	Total	Pct.
BGSU	2-3	1-1	1-1	3-4	3-4	2-3	1-5	0-1	0-2	1-3	0-3	0-1	0-1	1-1	0-2	15-39	.385
Opponent	2-3	2-5	1-2	1-3	1-2	1-3	1-4	1-4	2-3	0-1	0-3	0-0	0-0	0-1	0-5	12-40	.300

3rd down and ...	1	2	3	4	5	6	7	8	9	10	11	12	13	14	15+
BGSU	66.7	100	100	75	75	67	40	0	0	33.3	0	0	0	100	0
Opponent%	66.7	40	50	33.3	50	33	25	25	66.7	0	0	0	0	0	0

Bowling Green Game-by-Game

3rd down and ...	1	2	3	4	5	6	7	8	9	10	11	12	13	14	15+	Total	Pct.
Fordham	1-1	1-1	0-0	1-1	1-1	0-0	1-2	0-0	0-0	0-0	0-1	0-1	0-0	0-0	0-1	5-9	.556
Penn State	0-1	0-0	1-1	2-3	1-1	2-3	0-0	0-1	0-0	0-1	0-1	0-0	0-1	1-1	0-0	7-14	.500
Texas A&M	1-1	0-0	0-0	0-0	1-2	0-0	0-3	0-0	0-2	1-2	0-1	0-0	0-0	0-0	0-1	3-12	.250

Opponent Game-by-Game

3rd down and ...	1	2	3	4	5	6	7	8	9	10	11	12	13	14	15+	Total	Pct.
Fordham	1-2	0-1	1-1	0-2	0-0	1-2	0-0	0-1	1-1	0-1	0-1	0-0	0-0	0-1	0-3	4-16	.250
Penn State	0-0	1-1	0-1	0-0	0-0	0-1	1-2	0-1	0-1	0-0	0-0	0-0	0-0	0-0	0-2	2-9	.222
Texas A&M	1-1	1-3	0-0	1-1	1-2	0-0	0-2	1-2	1-1	0-0	0-2	0-0	0-0	0-0	0-1	6-15	.400

PLAYS PER DRIVE

Bowling Green

Opponent	Off. Plays	Drives	Avg.
Fordham	56	9	6.22
Penn State	66	12	5.50
Texas A&M	60	10	6.00
Total	182	31	5.87

Opponent

Opponent	Off. Plays	Drives	Avg.
Fordham	65	10	6.50
Penn State	57	12	4.75
Texas A&M	72	11	6.55
Total	194	33	5.88

TAKEAWAYS & TURNOVERS

Bowling Green Takeaways

Opponent	Takeaway	Qtr	Yd.-Line	Result
Penn State	Interception by Benjamin	3rd	BGSU 3	Punt
Texas A&M	Fumble Recovery By Rhambo	4th	TAMU 35	FG

Totals 2 Takeaways 0TD, 1 FG (3 points)

Bowling Green Turnovers

Opponent	Takeaway	Qtr	Yd.-Line	Result
Penn State	Interception by Bazelak	4th	PSU 38	Punt
Penn State	Interception by Bazelak	4th	BGSU 41	TD-Rush
Texas A&M	Interception by Bazelak	4th	TAMU 20	Fumble

Totals 3 Turnovers 1TD, 0 FG (7 points)

OFFENSIVE TD BREAKDOWN

YARDS	No. ofTD	No. ofTD Drives
1-10	4	0
11-20	2	0
21-30	0	0
31-40	1	1
41-50	1	0
51-60	0	0
61-70	1	1
71-80	1	4
81-90	0	2
91-99	0	2

POSS. TIME	TD Drives	Plays onTD Drive
0:01-0:30	1	1:1
0:31-1:00	0	2:0
1:01-1:30	1	3:1
1:31-2:00	1	4:1
2:01-3:00	1	5:0
3:01-4:00	1	6:1
4:01-5:00	2	7:0
5:01-6:00	3	8:2
6:01-7:00	0	9:1
7:01+	0	10:2
OT	0	11+:1

First Half Takeaways	0	First Half Turnovers	0
First Quarter	0	First Quarter	0
Second Quarter	0	Second Quarter	0
Second Half Takeaways	2	Second Half Turnovers	3
Third Quarter	1	Third Quarter	0
Fourth Quarter	1	Fourth Quarter	3
Total Takeaways	2	Total Turnovers	3
INT	1	INT	3
FR	1	FR	0

TOP DRIVES

PLAYS	GAME	RESULT	YARDS	GAME	RESULT	TIME	GAME	RESULT
1. 14	Texas A&M	INT	1. 94	Fordham	TD	1. 5:43	Penn State	TD
2. 13	Fordham	TD	2. 93	Fordham	TD	2. 5:37	Texas A&M	INT
3. 10	Fordham	TD	3. 86	Fordham	TD	3. 5:34	Fordham	TD
10	Penn State	FG	4. 81	Texas A&M	TD	4. 5:24	Penn State	FG
10	Penn State	TD	5. 78	Fordham	TD	5. 5:13	Texas A&M	TD

Total TD Drive Time: 34:48 / 2,088 seconds
Total Offensive TD: 10
Avg. TD Time: 3:29
Shortest TD Drive, Yards: 38 (Fordham, Bazelak 8-yd TD Rush, 8 plays, 4:10)
Longest TD Drive, Yards: 94 (Fordham, Stewart 7-yd TD Rush, 13 plays, 5:34)

Shortest TD Drive Time: 0:12 (Texas A&M, Fannin Jr. 65-yd TD Rec, 1 play, 65 yards)
Longest TD Drive Time: 5:43 (Penn State, Johnson 15-yd TD Rec, 10 plays, 94 yards)
Most Plays on TD Drive: 13 (Fordham, Stewart 7-yd TD Rush, 94 yards, 5:34)
Fewest Plays on TD Drive: 1 (Texas A&M, Fannin Jr. 65-yd TD Rec, 65 yards, 0:12)

BOWLING GREEN SCORING CHARTS

- Total Scoring Drives: 14
- Other Scores: 1 kick return for aTD

Qtr.	Opp.	Scoring Play	Plays	Yards	TOP
1	FOR	7-yard run by Stewart	10	78	4:39
1	FOR	13-yard run by Anderson III	8	93	3:38
2	FOR	8-yard run by Bazelak	8	38	4:10
3	FOR	7-yard run by Stewart	13	94	5:34
4	FOR	73-yard run by Stewart	3	86	1:23
1	PSU	6-yard pass to Fannin Jr. from Bazelak	6	75	2:21
1	PSU	33-yard field goal by Kleather	10	60	5:24
2	PSU	15-yard pass to Johnson Jr. from Bazelak	10	73	5:43
2	PSU	41-yard run by Johnson, J.	4	75	1:56
4	PSU	42-yard field goal by Kleather	9	41	3:22
2	A&M	33-yard field goal by Kleather	7	33	2:28
3	A&M	65-yard pass to Fannin Jr. from Bazelak	1	65	0:12
3	A&M	40-yard rush by Smith	9	81	5:13
4	A&M	23-yard field goal by Kleather	6	30	0:51

OPPONENT SCORING CHARTS

- Total Scoring Drives: 15
- Other Scores: N/A

Qtr.	Opp.	Scoring Play	Plays	Yards	TOP
2	FOR	24-yard field goal by Henderson	13	74	5:16
3	FOR	30-yard pass to Thornton from Montes	4	75	1:25
4	FOR	60-yard pass to Betten from Montes	7	95	2:24
1	PSU	5-yard rush by Allar	6	75	2:25
2	PSU	29-yard pass to Evans from Allar	3	75	1:00
2	PSU	43-yard field goal by Sahaydak	6	19	3:01
2	PSU	28-yard field goal by Sahaydak	10	64	3:22
3	PSU	14-yard pass to Singleton from Allar	8	85	4:07
4	PSU	41-yard rush by Singleton	1	41	0:07
1	A&M	27-yard pass to Ohrstrom from Reed	11	75	4:56
2	A&M	28-yard field goal by Bond	7	33	2:28
2	A&M	29-yard field goal by Bond	18	77	6:14
3	A&M	5-yard pass to Walker from Reed	8	75	4:05
3	A&M	34-yard field goal by Bond	12	64	4:01
4	A&M	42-yard field goal by Bond	9	50	4:20

LONG PLAYS OF 20+ YARDS

20-Yard Plus Plays

Yds	Type	Player(s)	Opponent
100*	KR	Justin Pegues	Fordham
73*	Rush	Terion Stewart	Fordham
65*	Pass	Harold Fannin Jr. from Connor Bazalak	Texas A&M
41*	Rush	Jamal Johnson	Penn State
40*	Rush	Rahkeem Smith	Texas A&M
32	Pass	Jamal Johnson from Connor Bazalak	Fordham
32	Pass	Harold Fannin Jr. from Connor Bazalak	Penn State
30	Pass	Harold Fannin Jr. from Connor Bazalak	Penn State
29	Rush	John Henderson	Fordham
29	Pass	Malcolm Johnson Jr. from Connor Bazalak	Penn State
26	KR	Justin Peagues	Texas A&M
24	PR	Justin Pegues	Fordham
22	Rush	Terion Stewart	Fordham
21	Pass	Harold Fannin Jr. from Connor Bazalak	Fordham
21	Pass	Harold Fannin Jr. from Connor Bazalak	Texas A&M

* touchdown scored on play

Long Plays By the Numbers

Long Plays By Yards	No.	TD
100+	1	1
90-99	0	0
80-89	0	0
70-79	1	1
60-69	1	1
50-59	0	0
40-49	2	2
30-39	3	0
20-29	7	0

Long Plays By Type

	No.	TD
Rushing	5	3
Passing	7	1
Punt Returns	1	0
Kick Returns	2	1
Interceptions	0	0
Fumble Returns	0	0
Other	0	0
Total	15	5

20-Yard Plus By Player

Player	No.	TD	R	P	KR	PR	IR	FR
Harold Fannin Jr.	5	1	0	5	0	0	0	0
Justin Pegues	3	1	0	0	2	1	0	0
Terion Stewart	2	1	2	0	0	0	0	0
Jamal Johnson	2	1	1	1	0	0	0	0
M. Johnson Jr.	1	0	0	1	0	0	0	0
Rahkeem Smith	1	1	1	0	0	0	0	0
John Henderson	1	0	1	0	0	0	0	0
TOTAL	15	5	5	7	2	1	0	0

LONGEST PLAYS OF THE YEAR

Rushing

73 Terion Stewart vs. Fordham (8/29/24)

Rushing Touchdown

73 Terion Stewart vs. Fordham (8/29/24)

Passing

65 Harold Fannin Jr. from Connor Bazalak at Texas A&M (9/21/24)

Passing Touchdown

65 Connor Bazalak to Harold Fannin Jr. at Texas A&M (9/21/24)

Punt Return

24 Justin Pegues vs. Fordham (8/29/24)

Kick Return

100 Justin Pegues vs. Fordham (8/29/24)

Interception Return

3 Jacorey Benjamin at Penn State (9/7/24)

Fumble Return

None

Punt

50 John Henderson vs. Fordham (8/29/24)

Field Goal

42 Jackson Kleather at Penn State (9/7/24)

TEAM GAME-BY-GAME

Date	Opponent	Rushing				Receiving				Passing				Kick Returns				Punt Returns				tot off		
		no.	yds	td	lg	no.	yds	td	lg	cmp	att	int	yds	td	lg	no.	yds	td	lg	no.	yds		td	lg
08/29/2024	Fordham	33	305	5	73	16	170	0	32	16	23	0	170	0	32	2	123	1	100	2	16	0	24	475
09/07/2024	at Penn St.	26	121	1	41	25	254	2	32	25	40	2	254	2	32	1	15	0	15	1	0	0	0	375
09/21/2024	at Texas A&M	23	89	1	40	20	250	1	65	20	37	1	250	1	65	2	45	0	26	1	3	0	3	339
Bowling Green		82	515	7	73	61	674	3	65	61	100	3	674	3	65	5	183	1	100	4	19	0	24	1189
Opponents		123	651	2	42	43	596	6	60	43	72	1	596	6	60	6	94	0	23	1	-7	0	0	1247

Bowling Green Averages

Games	Avg/ rush	Avg/ catch	Pass effic	KR avg	PR avg	All purpose avg/game	Total offense avg/game
3	6.3	11.0	121.5	36.6	4.8	464.7	396.3

Date	Opponent	Tackles				Sacks	Fumble	Pass Defense			blkd	PAT attempts			off			
		ua	a	total	tfl-yds	no-yds	ff	fr-yds	int-yds	qbh	brup	kick	kick	rush	rcv	saf	t/o	pts
08/29/2024	Fordham	34	46	80	7.0-30	5-27	0	0-0	0-0	0	2	0	5-6	0	0	0	0	41
09/07/2024	at Penn St.	31	24	55	4.0-31	2-27	1	0-0	1-3	2	2	0	3-3	0	0	0	0	27
09/21/2024	at Texas A&M	34	34	68	2.0-6	1-3	1	1-0	0-0	3	2	1	2-2	0	0	0	3	20
Bowling Green		99	104	203	13.0-67	8-57	2	1-0	1-3	5	6	1	10-11	0	0	0	3	88
Opponents		87	90	177	12.0-40	2-17	0	0-0	3-0	9	8	0	8-8	0	0	0	7	77

Date	Opponent	Punting										Field Goals			Kickoffs			
		no.	yds	avg	long	blkd	tb	fc	50+	i20	md-att	long	blkd	no.	yds	avg	tb	ob
08/29/2024	Fordham	3	133	44.3	50	0	0	2	1	2	0-0	0	0	7	452	64.6	2	1
09/07/2024	at Penn St.	3	122	40.7	48	0	0	1	0	1	2-2	42	0	5	325	65.0	5	0
09/21/2024	at Texas A&M	4	165	41.3	47	0	0	2	0	3	2-3	33	0	5	218	43.6	2	1
Bowling Green		10	420	42.0	50	0	0	5	1	6	4-5	42	0	17	995	58.5	9	2
Opponents		13	518	39.8	56	1	0	6	1	5	7-7	43	0	17	1081	63.6	8	2

OPPONENT GAME-BY-GAME

Date	Opponent	Rushing				Receiving				Passing				Kick Returns				Punt Returns				tot off		
		no.	yds	td	lg	no.	yds	td	lg	cmp	att	int	yds	td	lg	no.	yds	td	lg	no.	yds		td	lg
08/29/2024	Fordham	43	182	0	42	14	219	2	60	14	23	0	219	2	60	4	71	0	21	0	0	0	0	401
09/07/2024	at Penn St.	37	234	2	41	13	204	2	30	13	20	1	204	2	30	0	0	0	0	1	-7	0	0	438
09/21/2024	at Texas A&M	43	235	0	18	16	173	2	29	16	29	0	173	2	29	2	23	0	23	0	0	0	0	408
Opponents		123	651	2	42	43	596	6	60	43	72	1	596	6	60	6	94	0	23	1	-7	0	0	1247
Bowling Green		82	515	7	73	61	674	3	65	61	100	3	674	3	65	5	183	1	100	4	19	0	24	1189

Opponents Averages

Games	Avg/ rush	Avg/ catch	Pass effc	KR avg	PR avg	All purpose avg/game	Total offense avg/game
3	5.3	13.9	154.0	15.7	-7.0	444.7	415.7

Date	Opponent	Tackles				Sacks no-yds	Fumble ff:fr-yds	Pass Defense			blkd kick	PAT attempts			off saf t/o pts			
		ua	a	total	tfl-yds			int-yds	qbh	brup		kick	kick	rush		rcv		
08/29/2024	Fordham	26	38	64	2.0-3	0-0	0	0-0	0-0	3	0	0	2-2	0	0	0	0	17
09/07/2024	at Penn St.	31	32	63	3.0-7	0-0	0	0-0	2-0	3	5	0	4-4	0	0	0	7	34
09/21/2024	at Texas A&M	30	20	50	7.0-30	2-17	0	0-0	1-0	3	3	0	2-2	0	0	0	0	26
Opponents		87	90	177	12.0-40	2-17	0	0-0	3-0	9	8	0	8-8	0	0	0	7	77
Bowling Green		99	104	203	13.0-67	8-57	2	1-0	1-3	5	6	1	10-11	0	0	0	3	88

Date	Opponent	Punting										Field Goals			Kickoffs			
		no.	yds	avg	long	blkd	tb	fc	50+	i20	md-att	long	blkd	no.	yds	avg	tb	ob
08/29/2024	Fordham	6	239	39.8	48	0	0	2	0	3	1-1	24	0	3	188	62.7	0	0
09/07/2024	at Penn St.	4	188	47.0	56	0	0	3	1	2	2-2	43	0	7	446	63.7	4	1
09/21/2024	at Texas A&M	3	91	30.3	48	1	0	1	0	0	4-4	42	0	7	447	63.9	4	1
Opponents		13	518	39.8	56	1	0	6	1	5	7-7	43	0	17	1081	63.6	8	2
Bowling Green		10	420	42.0	50	0	0	5	1	6	4-5	42	0	17	995	58.5	9	2

GAME-BY-GAME COMPARISON

Opponent	Score	First Downs			Pen	Rushing Number-Yards	Passing		Yards	Total Offense Plays-Yards	Return Yards	Turn- Overs
		Total	Rush	Pass			Comp-Att.-Int					
Fordham	41-17	22 / 18	12 / 10	10 / 6	0 / 2	33-305 / 43-182	16-23-0 / 14-23-0	170 / 219	56-475 / 66-401	139 / 71	0 / 0	
Penn St.	27-34	20 / 21	4 / 10	15 / 11	1 / 0	26-121 / 37-234	25-40-2 / 13-20-1	254 / 204	66-375 / 57-438	18 / -7	2 / 1	
Texas A&M	20-26	17 / 21	7 / 11	9 / 9	1 / 1	23-89 / 43-235	20-37-1 / 16-29-0	250 / 173	60-339 / 72-408	48 / 23	1 / 1	
Totals	88-77	59 / 60	23 / 31	34 / 26	2 / 3	82-515 / 123-651	61-100-3 / 43-72-1	674 / 596	182-1189 / 195-1247	205 / 87	3 / 2	

Opponents	3rd Down Conversion	4th Down Conversion	Time of Possession	TOP Margin	Avg Yds/Rush	Avg Yds/Pass	Avg Yds/Play	Punting Number-Avg	Penalties Number-Yards	Sacks
Fordham	5-9 / 5-17	1-1 / 4-5	27:23 / 32:37	-05:14	9.2 / 4.2	7.4 / 9.5	8.5 / 6.1	3-44.3 / 6-39.8	7-85.0 / 6-40.0	5 / 0
Penn St.	7-14 / 2-9	0-1 / 1-1	32:00 / 28:00	04:00	4.7 / 6.3	6.4 / 10.2	5.7 / 7.7	3-40.7 / 4-47.0	3-18.0 / 7-76.0	2 / 0
Texas A&M	3-12 / 6-15	2-2 / 2-2	26:26 / 33:34	-07:08	3.9 / 5.5	6.8 / 6.0	5.7 / 5.7	4-41.3 / 3-30.3	4-39.0 / 6-43.0	1 / 2
Totals	15-35 / 13-41	3-4 / 7-8	85:49 / 94:11	-08:22	6.3 / 5.3	6.7 / 8.3	6.5 / 6.4	10-42.0 / 13-39.8	14-142.0 / 19-159.0	8 / 2

Note: Game totals are displayed in the format TEAM/OPPONENT for each category

GAME-BY-GAME STATISTICS

Rushing

Player	No-Yds/TD	FU	PSU	AM
Terion Stewart	27-203/3	14-161/3	DNP	13-42/0
Jaison Patterson	27-108/0	7-26/0	16-57/0	4-25/0
Jamal Johnson	7-47/1	-	5-46/1	2-1/0
Connor Bazalak	5-12/1	2-27/1	1-2/0	2--17/0
Justin Pegues	4-28/0	1-10/0	3-18/0	-
Rahkeem Smith	3-50/1	2-10/0	-	1-40/1
Lucian Anderson III	3-25/1	2-27/1	DNP	1--2/0
Chris Edmonds	2-8/0	2-8/0	-	DNP
John Henderson	1-29/0	1-29/0	-	-
Mar'Kel Porter	1-8/0	1-8/0	DNP	DNP

Receiving

Player	No-Yds/TD	FU	PSU	AM
Harold Fannin Jr.	25-349/2	6-67/0	11-137/1	8-145/1
Malcolm Johnson Jr.	13-134/1	3-33/0	8-81/1	2-20/0
Jamal Johnson	10-89/0	4-54/0	1-1/0	5-34/0
Rahkeem Smith	3-38/0	-	2-24/0	1-14/0
Jaison Patterson	3-32/0	1-7/0	-	2-25/0
Justin Pegues	3-11/0	-	3-11/0	-
Finn Hogan	2-15/0	1-6/0	-	1-9/0
Elijah Boyd	1-3/0	1-3/0	-	-
Jacob Harris	1-3/0	-	-	1-3/0

GAME-BY-GAME RED-ZONE

Bowling Green Inside Opponent Red-Zone

Date	Opponent	Score	Times	Times	Total	Rush Pass FGs					Failed to score inside RZ					
			In RZ	Scored	Pts	TDs	TDs	TDs	Made	FGA	Down	Int	Fumb	Half	Game	
08/29/2024	Fordham	W 41-17	4	4	28	4	4	0	0	0	0	0	0	0	0	0
09/07/2024	at Penn St.	L 27-34	3	3	17	2	0	2	1	1	0	0	0	0	0	0
09/21/2024	at Texas A&M	L 20-26	4	2	6	0	0	0	2	3	0	1	0	0	0	0
Totals 9 of 11 (81.8%)			11	9	51	6	4	2	3	4	0	1	0	0	0	0

Opponents Inside Bowling Green Red-Zone

Date	Opponent	Score	Times	Times	Total	Rush Pass FGs					Failed to score inside RZ					
			In RZ	Scored	Pts	TDs	TDs	TDs	Made	FGA	Down	Int	Fumb	Half	Game	
08/29/2024	Fordham	W 41-17	2	1	3	0	0	0	1	1	1	0	0	0	0	0
09/07/2024	Penn St.	L 27-34	4	3	17	2	1	1	1	1	0	1	0	0	0	0
09/21/2024	Texas A&M	L 20-26	4	4	16	1	0	1	3	3	0	0	0	0	0	0
Totals 8 of 10 (80.0%)			10	8	36	3	1	2	5	5	1	1	0	0	0	0

GAME-BY-GAME BY QUARTER STATISTICS

3rd-Down Conversions

Date	Opponent	Score	Overall	1st Qtr	2nd Qtr	3rd Qtr	4th Qtr	Overtime
08/29/2024	Fordham	W 41-17	5-9 55.6	2-2 100.0	2-3 66.7	1-3 33.3	0-1 0.0	0-0 0.0
09/07/2024	at Penn St.	L 27-34	7-14 50.0	2-3 66.7	1-2 50.0	0-2 0.0	4-7 57.1	0-0 0.0
09/21/2024	at Texas A&M	L 20-26	3-12 25.0	0-2 0.0	1-3 33.3	1-2 50.0	1-5 20.0	0-0 0.0
Bowling Green			15-35 42.9	4-7 57.1	4-8 50.0	2-7 28.6	5-13 38.5	0-0 0.0
Opponents			13-41 31.7	3-9 33.3	5-14 35.7	5-9 55.6	0-9 0.0	0-0 0.0

4th-Down Conversions

Date	Opponent	Score	Overall	1st Qtr	2nd Qtr	3rd Qtr	4th Qtr	Overtime
08/29/2024	Fordham	W 41-17	1-1 100.0	0-0 0.0	0-0 0.0	1-1 100.0	0-0 0.0	0-0 0.0
09/07/2024	at Penn St.	L 27-34	0-1 0.0	0-0 0.0	0-1 0.0	0-0 0.0	0-0 0.0	0-0 0.0
09/21/2024	at Texas A&M	L 20-26	2-2 100.0	0-0 0.0	0-0 0.0	0-0 0.0	2-2 100.0	0-0 0.0
Bowling Green			3-4 75.0	0-0 0.0	0-1 0.0	1-1 100.0	2-2 100.0	0-0 0.0
Opponents			7-8 87.5	1-1 100.0	2-2 100.0	1-1 100.0	3-4 75.0	0-0 0.0

Time of Possession

Date	Opponent	Score	Overall	1st Qtr	2nd Qtr	3rd Qtr	4th Qtr	Overtime
08/29/2024	Fordham	W 41-17	27:23	08:29	06:52	07:08	04:54	00:00
09/07/2024	at Penn St.	L 27-34	32:00	07:45	11:08	02:26	10:41	00:00
09/21/2024	at Texas A&M	L 20-26	26:26	06:01	06:13	06:23	07:49	00:00
Bowling Green			Total 85:49	22:15	24:13	15:57	23:24	00:00
			Avg. 28:36	07:25	08:04	05:19	07:48	00:00
Opponents			Total 94:11	18:27	25:05	25:51	24:48	00:00
			Avg. 31:24	06:09	08:22	08:37	08:16	00:00

GAME-BY-GAME STATISTICS

Fumbles

Player	No-Lost	FU	PSU	AM
Justin Pegues	1-0	1-0	-	-

Fumbles Forced

Player	Number	FU	PSU	AM
Brock Horne	2	-	1	1

Fumbles Recovered

Player	Number	FU	PSU	AM
Edward Rhambo	1	-	-	1

GAME-BY-GAME STATISTICS
Punt Returns

Player	No-Yds	FU	PSU
Justin Pegues	3-16	2-16	1-0

Kick Returns

Player	No-Yds	FU	PSU
Justin Pegues	3-138	2-123	1-15

Interceptions Returns

Player	No-Yds	FU	PSU
Jacorey Benjamin	1-3	-	1-3

Fumble Returns

Player	No-Yds	FU	PSU
--------	--------	----	-----

PASSING GAME-BY-GAME STATISTICS

#0 Harold Fannin Jr.	Comp	Att	Int	Pct	Yards	TD	Long	Sacked	Effic.
Penn St.	0	1	0	0.0	0	0	0	0-0	0.0
Totals	0	1	0	0.0	0	0	0	0-0	0.0

#3 Lucian Anderson III	Comp	Att	Int	Pct	Yards	TD	Long	Sacked	Effic.
Fordham	1	1	0	100.0	2	0	2	0-0	116.8
Totals	1	1	0	100.0	2	0	2	0-0	116.8

#7 Connor Bazelak	Comp	Att	Int	Pct	Yards	TD	Long	Sacked	Effic.
Fordham	15	22	0	68.2	168	0	32	0-0	132.3
Penn St.	25	39	2	64.1	254	2	32	0-0	125.5
Texas A&M	20	36	1	55.6	250	1	65	2-17	117.5
Totals	60	97	3	61.9	672	3	65	2-17	124.1

#20 Justin Pegues	Comp	Att	Int	Pct	Yards	TD	Long	Sacked	Effic.
Texas A&M	0	1	0	0.0	0	0	0	0-0	0.0
Totals	0	1	0	0.0	0	0	0	0-0	0.0

GAME-BY-GAME TACKLES

Total Tackles

Player	S-A	Total	FU	PSU	AM
Joseph Sipp Jr.	11-10	21	6-2	3-5	2-3
CJ Brown	10-8	18	3-5	6-0	1-3
Brock Horne	5-11	16	0-5	1-2	4-4
Anthony Hawkins	5-10	15	2-4	0-2	3-4
Charles Rosser	10-4	14	4-1	4-3	2-0
Ali Saad	6-6	12	1-2	2-3	3-1
Jordan Oladokun	9-2	11	2-0	4-0	3-2
Edward Rhambo	6-5	11	3-1	1-1	2-3
Darius Lorfils	6-4	10	2-1	3-1	1-2
Myles Bradley	4-4	8	1-1	2-2	1-1
Darius McClendon	5-2	7	1-1	-	4-1
Patrick Day	3-4	7	2-2	0-1	1-1
Avi McGary	4-2	6	0-1	3-0	1-1
Evan Branch-Haynes	2-3	5	1-1	-	1-2
Dontrez Brown	0-5	5	0-3	0-1	0-1
Jacorey Benjamin	2-2	4	0-1	-	2-1
Chace Davis	1-3	4	0-1	1-2	-
Jordan Porter	1-3	4	0-1	0-1	1-1
Donny Stephens	2-1	3	2-1	-	DNP
Trent Simms	1-2	3	0-1	1-0	0-1
Justin Eklund	1-2	3	0-1	-	1-1
Davonte Miles	0-3	3	0-3	-	-
Jalen Burton	2-0	2	2-0	-	-
Dorian Pringle	0-2	2	0-2	-	-
Chris Williams	0-2	2	0-2	DNP	-
DayIn White	0-2	2	0-2	DNP	DNP
Jamal Johnson	1-0	1	1-0	-	-
David Afogho	1-0	1	1-0	DNP	DNP
Jared Merk	1-0	1	-	-	1-0
Alijah Williams	0-1	1	0-1	DNP	DNP
Dierre Kelly	0-1	1	-	DNP	0-1

SACKS GAME-BY-GAME

Player	UA-A	Total	FU	PSU	AM
Joseph Sipp Jr.	2-0	2	1-4	-	1-3
Anthony Hawkins	2-0	2	2-12	-	-
Charles Rosser	2-0	2	1-5	1-23	-
Ali Saad	1-0	1	1-6	-	-
Myles Bradley	0-1	0.5	-	0.5-2	-
Jordan Porter	0-1	0.5	-	0.5-2	-

TACKLES FOR LOSS GAME-BY-GAME

Player	UA-A	Total	FU	PSU	AM
Joseph Sipp Jr.	2-1	2.5	1.0-4	0.5-1	1.0-3
Anthony Hawkins	2-1	2.5	2.5-13	-	-
Ali Saad	2-1	2.5	1.0-6	0.5-1	1.0-3
Charles Rosser	2-0	2.0	1.0-5	1.0-23	-
Avi McGary	1-0	1.0	-	1.0-2	-
CJ Brown	0-1	0.5	0.5-1	-	-
Trent Simms	0-1	0.5	0.5-1	-	-
Myles Bradley	0-1	0.5	-	0.5-2	-
Jordan Porter	0-1	0.5	-	0.5-2	-
Davonte Miles	0-1	0.5	0.5-0	-	-

BOWLING GREEN TEAM GAME HIGHS/LOWS

Bowling Green - Game Highs

RUSHES	33	Fordham (08/29/2024)
YARDS RUSHING	305	Fordham (08/29/2024)
YARDS PER RUSH	9.2	Fordham (08/29/2024)
TD RUSHES	5	Fordham (08/29/2024)
PASS ATTEMPTS	40	at Penn St. (09/07/2024)
PASS COMPLETIONS	25	at Penn St. (09/07/2024)
YARDS PASSING	254	at Penn St. (09/07/2024)
YARDS PER PASS	7.4	Fordham (08/29/2024)
TD PASSES	2	at Penn St. (09/07/2024)
TOTAL PLAYS	66	at Penn St. (09/07/2024)
TOTAL OFFENSE	475	Fordham (08/29/2024)
YARDS PER PLAY	8.5	Fordham (08/29/2024)
POINTS	41	Fordham (08/29/2024)
SACKS BY	5	Fordham (08/29/2024)
FIRST DOWNS	22	Fordham (08/29/2024)
PENALTIES	7	Fordham (08/29/2024)
PENALTY YARDS	85	Fordham (08/29/2024)
TURNOVERS	2	at Penn St. (09/07/2024)
PUNTS	4	at Texas A&M (09/21/2024)
PUNTING AVG	44.3	Fordham (08/29/2024)
LONG PUNT	50	Fordham (08/29/2024)
PUNTS INSIDE 20	3	at Texas A&M (09/21/2024)
LONG PUNT RETURN	24	Fordham (08/29/2024)

Bowling Green - Game Lows

RUSHES	23	at Texas A&M (09/21/2024)
YARDS RUSHING	89	at Texas A&M (09/21/2024)
YARDS PER RUSH	3.9	at Texas A&M (09/21/2024)
TD RUSHES	1	at Texas A&M (09/21/2024)
	1	at Penn St. (09/07/2024)
PASS ATTEMPTS	23	Fordham (08/29/2024)
PASS COMPLETIONS	16	Fordham (08/29/2024)
YARDS PASSING	170	Fordham (08/29/2024)
YARDS PER PASS	6.4	at Penn St. (09/07/2024)
TD PASSES	0	Fordham (08/29/2024)
TOTAL PLAYS	56	Fordham (08/29/2024)
TOTAL OFFENSE	339	at Texas A&M (09/21/2024)
YARDS PER PLAY	5.7	at Texas A&M (09/21/2024)
POINTS	20	at Texas A&M (09/21/2024)
SACKS BY	1	at Texas A&M (09/21/2024)
FIRST DOWNS	17	at Texas A&M (09/21/2024)
PENALTIES	3	at Penn St. (09/07/2024)
PENALTY YARDS	18	at Penn St. (09/07/2024)
INTERCEPTIONS BY	0	at Texas A&M (09/21/2024)
	0	Fordham (08/29/2024)
PUNTS	3	at Penn St. (09/07/2024)
	3	Fordham (08/29/2024)
PUNTING AVG	40.7	at Penn St. (09/07/2024)
LONG PUNT	47	at Texas A&M (09/21/2024)
PUNTS INSIDE 20	1	at Penn St. (09/07/2024)
LONG PUNT RETURN	0	at Penn St. (09/07/2024)

OPPONENT TEAM GAME HIGHS/LOWS

Opponent - Game Highs

RUSHES	43	at Texas A&M (09/21/2024)
	43	Fordham (08/29/2024)
YARDS RUSHING	235	at Texas A&M (09/21/2024)
YARDS PER RUSH	6.3	at Penn St. (09/07/2024)
TD RUSHES	2	at Penn St. (09/07/2024)
PASS ATTEMPTS	29	at Texas A&M (09/21/2024)
PASS COMPLETIONS	16	at Texas A&M (09/21/2024)
YARDS PASSING	219	Fordham (08/29/2024)
YARDS PER PASS	10.2	at Penn St. (09/07/2024)
TD PASSES	2	at Texas A&M (09/21/2024)
	2	at Penn St. (09/07/2024)
	2	Fordham (08/29/2024)
TOTAL PLAYS	72	at Texas A&M (09/21/2024)
TOTAL OFFENSE	438	at Penn St. (09/07/2024)
YARDS PER PLAY	7.7	at Penn St. (09/07/2024)
POINTS	34	at Penn St. (09/07/2024)
SACKS BY	2	at Texas A&M (09/21/2024)
FIRST DOWNS	21	at Texas A&M (09/21/2024)
	21	at Penn St. (09/07/2024)
PENALTIES	7	at Penn St. (09/07/2024)
PENALTY YARDS	76	at Penn St. (09/07/2024)
TURNOVERS	1	at Texas A&M (09/21/2024)
	1	at Penn St. (09/07/2024)
PUNTS	6	Fordham (08/29/2024)
PUNTING AVG	47.0	at Penn St. (09/07/2024)
LONG PUNT	56	at Penn St. (09/07/2024)
PUNTS INSIDE 20	3	Fordham (08/29/2024)

Opponent - Game Lows

RUSHES	37	at Penn St. (09/07/2024)
YARDS RUSHING	182	Fordham (08/29/2024)
YARDS PER RUSH	4.2	Fordham (08/29/2024)
TD RUSHES	0	at Texas A&M (09/21/2024)
	0	Fordham (08/29/2024)
PASS ATTEMPTS	20	at Penn St. (09/07/2024)
PASS COMPLETIONS	13	at Penn St. (09/07/2024)
YARDS PASSING	173	at Texas A&M (09/21/2024)
YARDS PER PASS	6.0	at Texas A&M (09/21/2024)
TD PASSES	2	at Texas A&M (09/21/2024)
	2	at Penn St. (09/07/2024)
	2	Fordham (08/29/2024)
TOTAL PLAYS	57	at Penn St. (09/07/2024)
TOTAL OFFENSE	401	Fordham (08/29/2024)
YARDS PER PLAY	5.7	at Texas A&M (09/21/2024)
POINTS	17	Fordham (08/29/2024)
SACKS BY	0	at Penn St. (09/07/2024)
	0	Fordham (08/29/2024)
FIRST DOWNS	18	Fordham (08/29/2024)
PENALTIES	6	at Texas A&M (09/21/2024)
	6	Fordham (08/29/2024)
PENALTY YARDS	40	Fordham (08/29/2024)
INTERCEPTIONS BY	0	Fordham (08/29/2024)
PUNTS	3	at Texas A&M (09/21/2024)
PUNTING AVG	30.3	at Texas A&M (09/21/2024)
LONG PUNT	48	at Texas A&M (09/21/2024)
	48	Fordham (08/29/2024)
PUNTS INSIDE 20	0	at Texas A&M (09/21/2024)
LONG PUNT RETURN	0	at Texas A&M (09/21/2024)
	0	at Penn St. (09/07/2024)
	0	Fordham (08/29/2024)

BOWLING GREEN INDIVIDUAL GAME HIGHS**Bowling Green - Individual Game Highs**

RUSHES	16	Jaison Patterson at Penn St. (09/07/2024)
YARDS RUSHING	161	Terion Stewart vs Fordham (08/29/2024)
TD RUSHES	3	Terion Stewart vs Fordham (08/29/2024)
LONG RUSH	73	Terion Stewart vs Fordham (08/29/2024)
PASS ATTEMPTS	39	Connor Bazelak at Penn St. (09/07/2024)
PASS COMPLETIONS	25	Connor Bazelak at Penn St. (09/07/2024)
YARDS PASSING	254	Connor Bazelak at Penn St. (09/07/2024)
TD PASSES	2	Connor Bazelak at Penn St. (09/07/2024)
LONG PASS	65	Connor Bazelak at Texas A&M (09/21/2024)
RECEPTIONS	11	Harold Fannin Jr. at Penn St. (09/07/2024)
YARDS RECEIVING	145	Harold Fannin Jr. at Texas A&M (09/21/2024)
TD RECEPTIONS	1	Harold Fannin Jr. at Texas A&M (09/21/2024)
	1	Malcolm Johnson Jr. at Penn St. (09/07/2024)
	1	Harold Fannin Jr. at Penn St. (09/07/2024)
LONG RECEPTION	65	Harold Fannin Jr. at Texas A&M (09/21/2024)
PUNTS	4	John Henderson at Texas A&M (09/21/2024)
PUNTING AVG	44.3	John Henderson vs Fordham (08/29/2024)
LONG PUNT	50	John Henderson vs Fordham (08/29/2024)
PUNTS INSIDE 20	3	John Henderson at Texas A&M (09/21/2024)
LONG PUNT RETURN	24	Justin Pegues vs Fordham (08/29/2024)
LONG KICKOFF RETURN	100	Justin Pegues vs Fordham (08/29/2024)
TACKLES	8	Brock Horne at Texas A&M (09/21/2024)
	8	Joseph Sipp Jr. at Penn St. (09/07/2024)
	8	CJ Brown vs Fordham (08/29/2024)
	8	Joseph Sipp Jr. vs Fordham (08/29/2024)
SACKS	2	Anthony Hawkins vs Fordham (08/29/2024)
TACKLES FOR LOSS	2.5	Anthony Hawkins vs Fordham (08/29/2024)

OPPONENT INDIVIDUAL GAME HIGHS

Opponent - Individual Game Highs

RUSHES	16	Le'Veon Moss at Texas A&M (09/21/2024)
	16	Julius Loughridge vs Fordham (08/29/2024)
YARDS RUSHING	119	Nicholas Singleton at Penn St. (09/07/2024)
TD RUSHES	1	Nicholas Singleton at Penn St. (09/07/2024)
	1	Drew Allar at Penn St. (09/07/2024)
LONG RUSH	42	Julius Loughridge vs Fordham (08/29/2024)
PASS ATTEMPTS	29	Marcel Reed at Texas A&M (09/21/2024)
PASS COMPLETIONS	16	Marcel Reed at Texas A&M (09/21/2024)
YARDS PASSING	204	Drew Allar at Penn St. (09/07/2024)
TD PASSES	2	Marcel Reed at Texas A&M (09/21/2024)
	2	Drew Allar at Penn St. (09/07/2024)
LONG PASS	60	Jack Capaldi vs Fordham (08/29/2024)
RECEPTIONS	8	Tyler Warren at Penn St. (09/07/2024)
YARDS RECEIVING	146	Tyler Warren at Penn St. (09/07/2024)
TD RECEPTIONS	1	Jahdae Walker at Texas A&M (09/21/2024)
	1	Theo Melin Öhrström at Texas A&M (09/21/2024)
	1	Nicholas Singleton at Penn St. (09/07/2024)
	1	Omari Evans at Penn St. (09/07/2024)
	1	Cole Thornton vs Fordham (08/29/2024)
	1	Jack Betten vs Fordham (08/29/2024)
LONG RECEPTION	60	Jack Betten vs Fordham (08/29/2024)
FIELD GOALS	4	Randy Bond at Texas A&M (09/21/2024)
LONG FIELD GOALS	43	Sander Sahaydak at Penn St. (09/07/2024)
PUNTS	6	Will Haslett vs Fordham (08/29/2024)
PUNTING AVG	47.0	Riley Thompson at Penn St. (09/07/2024)
LONG PUNT	56	Riley Thompson at Penn St. (09/07/2024)
PUNTS INSIDE 20	3	Will Haslett vs Fordham (08/29/2024)
LONG PUNT RETURN	none	
LONG KICKOFF RETURN	23	Terry Bussey at Texas A&M (09/21/2024)
TACKLES	10	Jaylen Reed at Penn St. (09/07/2024)
	10	Jaylen Dawson vs Fordham (08/29/2024)
SACKS	1	Shemar Turner at Texas A&M (09/21/2024)
	1	Shemar Stewart at Texas A&M (09/21/2024)
TACKLES FOR LOSS	2	Shemar Turner at Texas A&M (09/21/2024)
INTERCEPTIONS	1	Marcus Ratcliffe at Texas A&M (09/21/2024)
	1	Zakee Wheatley at Penn St. (09/07/2024)
	1	Tony Rojas at Penn St. (09/07/2024)

PARTICIPATION

##	Player	GP-GS	FU	PSU	AM
0	Darius McClendon	3/0	XXX	XXX	XXX
0	Harold Fannin Jr.	3/3	START	START	START
1	Malcolm Johnson Jr.	3/2	XXX	START	START
1	Jordan Oladokun	3/3	START	START	START
2	Brock Horne	3/3	START	START	START
2	RJ Garcia II	0/0
3	Joseph Sipp Jr.	3/3	START	START	START
3	Lucian Anderson III	2/0	XXX	...	XXX
4	Terion Stewart	2/1	START	...	XXX
4	Edward Rhambo	3/1	XXX	START	XXX
5	Anthony Hawkins	3/3	START	START	START
5	Jaylon Tillman	1/1	START
6	CJ Brown	3/3	START	START	START
6	Jamal Johnson	3/2	START	XXX	START
7	Jacorey Benjamin	3/2	START	XXX	START
7	Connor Bazelak	3/3	START	START	START
8	Baron May	0/0
8	Trent Simms	3/0	XXX	XXX	XXX
9	Darius Lorfils	3/3	START	START	START
9	Isaac Hill	0/0
10	Levi Gazarek	3/2	START	XXX	START
10	Donny Stephens	2/0	XXX	XXX	...
11	Demetrius Hardamon	0/0
11	Finn Hogan	3/2	XXX	START	START
12	Camden Orth	0/0
12	Tracy Revels	3/0	XXX	XXX	XXX
13	Charles Rosser	3/3	START	START	START
13	Cynceir McNeal	0/0
14	Jackson Kleather	3/0	XXX	XXX	XXX
14	Jonny Sorensen	0/0
15	Avi McGary	3/2	START	XXX	START
15	Caleb Goodloe	1/0	XXX
16	Rahkeem Smith	3/1	XXX	START	XXX
16	Chace Davis	3/1	XXX	START	XXX
17	Trey Johnson	3/0	XXX	XXX	XXX
17	Bam Booker	1/0	XXX
18	Jalen Burton	3/0	XXX	XXX	XXX
18	Winn Sharp	3/0	XXX	XXX	XXX
19	Allijah Williams	1/0	XXX
19	Shawn Thigpen	0/0
19	John Henderson	3/0	XXX	XXX	XXX
20	Justin Pegues	3/0	XXX	XXX	XXX
20	TJ Nelson	0/0
21	Todd Bumphis	0/0
21	Chris Edmonds	2/0	XXX	XXX	...
22	Nakai Amachree	0/0
22	Kal-El Pascal	3/0	XXX	XXX	XXX
23	Myles Bradley	3/0	XXX	XXX	XXX
23	Jaden Copening	0/0
24	Justin Eklund	3/0	XXX	XXX	XXX
24	Bryce DeFalco	0/0
25	Jace Henry	1/0	XXX
25	Mar'Kel Porter	1/0	XXX
26	Cameron Pettaway	0/0
27	Coleman Teasdale	0/0
28	Jaison Patterson	3/1	XXX	START	XXX
28	Victor Vazquez	0/0
30	PaSean Wimberly	0/0
30	Dorian Pringle	3/0	XXX	XXX	XXX
31	D'kyah Banks	0/0

##	Player	GP-GS	FU	PSU	AM
32	Patrick Day	3/0	XXX	XXX	XXX
33	Jordan Porter	3/0	XXX	XXX	XXX
34	Elias Owens	0/0
36	Jabari Mitchell	0/0
38	Dierre Kelly	2/0	XXX	...	XXX
39	Henry Reifschneider	0/0
40	Ethan Warner	0/0
41	Josira Andrews	0/0
41	Quillan Jimenez	0/0
42	Chris Williams	2/0	XXX	...	XXX
43	Martreece Dillard	0/0
44	David Afogho	1/0	XXX
46	Zach Long	3/0	XXX	XXX	XXX
46	Devin Taborn	0/0
47	George Carlson	3/0	XXX	XXX	XXX
50	Alex Wollschlaeger	3/3	START	START	START
51	Dillon Robinson	1/0	XXX
52	Nick Reimer	3/3	START	START	START
53	Billie Roberts	2/0	...	XXX	XXX
54	Brody Boly	1/0	XXX
55	Tunde Fatukasi	3/3	START	START	START
55	Evan Branch-Haynes	3/0	XXX	XXX	XXX
56	Ian van der Merwe	0/0
57	Alex Padgett	3/3	START	START	START
57	DayIn White	1/0	XXX
60	Dontrez Brown	3/3	START	START	START
65	Jake Burns	3/0	XXX	XXX	XXX
70	Alex Harris	0/0
71	Rico Steele	1/0	XXX
72	Cade Zimmerly	1/0	XXX
75	Nate Pabst	3/3	START	START	START
77	James Thomas Jr.	1/0	XXX
80	Ocean Brabbs	0/0
81	Elijah Boyd	3/0	XXX	XXX	XXX
82	Eli Jacon-Duffy	0/0
83	Pierce St Geme	0/0
84	Dom Grguric	0/0
85	Travis Kenner	0/0
85	Caden Campbell	0/0
86	Ian Drummond	3/0	XXX	XXX	XXX
87	Jared Merk	3/0	XXX	XXX	XXX
88	Jacob Harris	3/0	XXX	XXX	XXX
89	Blane Cleaver	2/0	XXX	...	XXX
90	Davonte Miles	3/1	START	XXX	XXX
95	Joe Shimko	0/0
97	Darius Gaddy	0/0
98	Alan Anaya	3/0	XXX	XXX	XXX
98	Malik Moses	0/0
99	Ali Saad	3/2	XXX	START	START

**GAME 1 • Bowling Green 41, Fordham 17
Aug. 29 • Bowling Green, Ohio**

Game Notes

- The win was BGSU's 175th all-time at Doyt Perry Stadium.
- BGSU won its season opener for the first time since 2019 when the Falcons beat Morgan State in the first game of the Scot Loeffler era.
- BGSU opened the game with a 100-yard kick return for a touchdown. It was the first time BGSU returned a kick for a touchdown since the 2022 Quick Lane Bowl (75 yards). The 100-yard kick return was a school record.
- BGSU had its streak of consecutive games forcing at least one turnover snapped at 14 games.
- Eleven Falcons made their collegiate debut: ILB David Afogho, WR Caleb Goodloe, CB Jace Henry, WR Trey Johnson, CB Kal-EI Pascal, S RB Mar'Kel Porter, ILB Dorian Pringle, S Tracy Revels, WR Winn Sharp, OL Rico Steele, OLB Alijah Williams.
- RB Terion Stewart finished with 161 rushing yards and three touchdowns. The three touchdowns tied his career high.
- The 161 rushing yards is the second-most by a Falcon against an FCS opponent. P.J. Pope had 162 against Liberty in 2003.
- With 26 rushing yards, Jaison Patterson surpassed 1,000 for his career. He is the 40th Falcon to do so.
- RB Justin Pegues set a school record on the first play of the game when he returned the opening kick 100 yards for a touchdown. It was his first touch as a Falcon. The previous long kick return was 96 yards by Clint Stephens against Ball State in 2014.
- DL Anthony Hawkins notched a career-high 2.0 sacks.

Score by Quarters:

Fordham	0	3	7	7	—	17
Bowling Green	20	7	7	7	—	41

Scoring Summary:

1st 14:48 BGSU - #20 J.Pegues 100 yd kickoff return (#14 J.Kleather kick missed), 00:00 0-13
 1st 08:20 BGSU - #4 T.Stewart 7 yd rush (#14 J.Kleather kick), 10-78, 04:39 0-13
 1st 00:09 BGSU - #3 L.Anderson III 13 yd rush (#14 J.Kleather kick), 8-93, 03:38 0-20
 2nd 09:54 BGSU - #7 C.Bazelak 8 yd rush (#14 J.Kleather kick), 8-38, 04:10 0-27
 2nd 00:00 FOR - #86 B.Henderson 24 yd FG, 13-74, 05:16 3-27
 3rd 13:35 FOR - #6 C.Thornton 30 yd pass from #8 C.Montes (#86 B.Henderson kick), 4-75, 01:25 10-27
 3rd 01:21 BGSU - #4 T.Stewart 7 yd rush (#14 J.Kleather kick), 13-94, 05:34 10-34
 4th 07:28 BGSU - #4 T.Stewart 73 yd rush (#14 J.Kleather kick), 3-86, 01:23 10-41
 4th 00:24 FOR - #17 J.Betten 60 yd pass from #11 J.Capaldi (#86 B.Henderson kick), 7-95, 02:24 17-41

Attendance—12,786

	FOR	BG		FOR	BG
FIRST DOWNS	18	22	Punts (Number-Avg)	6-39.8	3-44.3
RUSHES-YARDS (NET)	42-182	33-305	Fumbles-Lost	0-0	0-0
PASSING YDS (NET)	219	170	Penalties-Yards	6-40	7-85
Passes Att-Comp-Int	23-14-0	23-16-0	Possession Time	32:37	27:23
TOTAL OFFENSE PLAYS-YARDS	65-401	56-475	Third-Down Conversions	4 of 16	5 of 9
Fumble Returns-Yards	0-0	0-0	Fourth-Down Conversions	4 of 5	1 of 1
Punt Returns-Yards	0-0	2-16	Red-Zone Scores-Chances	1-2	4-4
Kickoff Returns-Yards	4-71	2-123	Sacks By: Number-Yards	0-0	5-27
Interception Returns-Yards	0-0	0-0			

RUSHING: Bowling Green- Terion Stewart 14-161-3, John Henderson 1-29, Lucian Anderson III 2-27-1, Connor Bazelak 2-27-1, Jaison Patterson 7-26, Rahkeem Smith 2-10, Justin Pegues 1-10, Chris Edmonds 2-8, Mar'Kel Porter 1-8, TEAM 1(-1).

Fordham- Julius Loughridge 16-112, C.J. Montes 15-30, Ricky Parks 8-29, Jack Kaiser 3-11.

PASSING: Bowling Green- Connor Bazelak 15-22-0-168, Lucian Anderson III 1-1-0-2. **Fordham-** C.J. Montes 13-21-0-159, Jack Capaldi 1-2-0-60.

RECEIVING: Bowling Green- Harold Fannin Jr. 6-67, Jamal Johnson 4-54, Malcolm Johnson Jr. 3-33, Jaison Patterson 1-7, Finn Hogan 1-6, Elijah Boyd 1-3.

Fordham- Garrett Cody 6-49, Julius Loughridge 4-66, Cole Thornton 2-33-1, Jack Betten 1-60-1, Ricky Gonzalez II 1-11.

**GAME 2 • Penn State 34, Bowling Green 27
Sept. 7 • University Park, Pa.**

Game Notes

- The seven-point loss to Penn State (34-27) is the fewest points the Falcons have lost to a Top-10 Associated Press opponent. The previous low was 16 points to then-No. 2 Oklahoma in 2004 (40-24).
- Bowling Green scored a touchdown on its opening drive of the game, which snapped Penn State's streak of 28 games not allowing an opponent to score a first-drive touchdown. It was the longest active streak in the nation entering the game.
- QB Connor Bazelak surpassed 900 completions and 50 passing touchdowns for his career.
- The 11 receptions push Fannin past Gerry Bayless (75) and Quintin Morris (75) for No. 5 all-time at BGSU in career receptions by a tight end.
- With 137 receiving yards, Fannin became the 43rd Falcon to reach 1,000-career receiving yards. He also surpassed Christian Sims for No. 4 all-time at BGSU for career receiving yards by a tight end.
- Both the 137 receiving yards and 11 receptions are a career high for Fannin.
- With one receiving touchdown, Fannin moved into a tie for third all-time at BGSU in career receiving touchdowns by a tight end with eight. He shares the mark with Jimmy Scheidler (2007-09).
- With eight receptions, WR Malcolm Johnson broke his career high for the second game in a row and also had a career-high 81 receiving yards.
- RB Jamal Johnson scored his first career rushing touchdown.
- CB Jacorey Benjamin collected his first interception of his BGSU career to end the third quarter. It was his first FBS career interception. He notched six previous ones at the FCS level at Texas Southern.

Score by Quarters:

Bowling Green	10	14	0	3	—	27
Penn State	7	13	7	7	—	34

Scoring Summary:

1st 12:39 BGSU - #0 H.Fannin Jr. 6 yd pass from #7 C.Bazelak (#14 J.Kleather kick), 6-75, 02:21 7-0
 1st 10:14 PSU - #15 D.Allar 5 yd rush (#93 S.Sahaydak kick), 6-75, 02:25 7-7
 1st 04:50 BGSU - #14 J.Kleather 33 yd FG, 10-60, 05:24 10-7
 2nd 12:48 BGSU - #1 M.Johnson Jr. 15 yd pass from #7 C.Bazelak (#14 J.Kleather kick), 10-73, 05:43 17-7
 2nd 11:48 PSU - #5 O.Evans 29 yd pass from #15 D.Allar (#93 S.Sahaydak kick), 3-75, 01:00 17-14
 2nd 05:28 PSU - #93 S.Sahaydak 43 yd FG, 6-19, 03:01 17-17
 2nd 03:32 BGSU - #6 J.Johnson 41 yd rush (#14 J.Kleather kick), 4-75, 01:56 24-17
 2nd 00:10 PSU - #93 S.Sahaydak 28 yd FG, 10-64, 03:22 24-20
 3rd 06:13 PSU - #10 N.Singleton 14 yd pass from #15 D.Allar (#93 S.Sahaydak kick), 8-85, 04:07 24-27
 4th 04:09 PSU - #10 N.Singleton 41 yd rush (#93 S.Sahaydak kick), 1-41, 00:07 24-34
 4th 00:47 BGSU - #14 J.Kleather 42 yd FG, 9-41, 03:22 27-34

Attendance—103,861

	BG	PSU		BG	PSU
FIRST DOWNS	20	21	Punts (Number-Avg)	3-40.7	4-47.0
RUSHES-YARDS (NET)	121	234	Fumbles-Lost	0-0	1-0
PASSING YDS (NET)	254	204	Penalties-Yards	3-18	7-76
Passes Att-Comp-Int	40-25-2	20-13-1	Possession Time	32:00	28:00
TOTAL OFFENSE PLAYS-YARDS	66-375	57-438	Third-Down Conversions	7-14	2-9
Fumble Returns-Yards	0-0	0-0	Fourth-Down Conversions	0-1	1-1
Punt Returns-Yards	1-0	1(-7)	Red-Zone Scores-Chances	3-3	3-4
Kickoff Returns-Yards	1-15	0-0	Sacks By: Number-Yards	2-27	0-0
Interception Returns-Yards	1-3	2-0			

RUSHING: Bowling Green- Jaison Patterson 16-57, Jamal Johnson 5-46, Justin Pegues 3-18, Connor Bazelak 1-2, TEAM 1(-2). **Penn State-** Nicholas Singleton 13-119-1, Kaytron Allen 14-101, Beau Pribula 2-12, Drew Allar 7-7-1, TEAM 1(-5).

PASSING: Bowling Green- Connor Bazelak 25-39-2-254, Harold Fannin Jr. 0-1-0-0. **Penn State-** Drew Allar 13-20-1-204.

RECEIVING: Bowling Green- Harold Fannin Jr. 11-137-1, Malcolm Johnson Jr. 8-81-1, Justin Pegues 3-11, Rahkeem Smith 2-24, Jamal Johnson 1-1. **Penn State-** Tyler Warren 8-146, Omari Evans 2-34-1, Nicholas Singleton 1-14-1, Khalil Dinkins 1-7, Julian Fleming 1-3.

GAME 3 • Texas A&M 26, Bowling Green 20
Sept. 21 • College Station, Texas

Game Notes

- BGSU played its 10th all-time game in the state of Texas and its first all-time against Texas A&M.
- BGSU blocked a punt in the third quarter. It was the first blocked punt of the year and BGSU's eighth since the start of the 2022 season, which is tied for the most in the nation.
- BGSU played an Associated Press ranked opponent in back-to-back games for the first time in program history. The Falcons lost those games by a combined 13 points to then-No. 8 Penn State and No. 25 Texas A&M.
- Fannin scored on a 65-yard touchdown on the first play from scrimmage in the third quarter. It was a career long reception, and his 145 receiving yards for the game were a career high.
- TE Jacob Harris notched his first career reception on a three-yard pass.

Score by Quarters:

Bowling Green	0	3	14	3	—	20
Texas A&M	7	6	7	6	—	26

Scoring Summary:

1st 10:04 A&M - #17 T.Melin Öhrström 27 yd pass from #10 M.Reed (#47 R.Bond kick), 11-75, 04:56 0-7
 2nd 13:35 BG - #14 J.Kleather 33 yd FG, 7-36, 02:10 3-7
 2nd 10:17 A&M - #47 R.Bond 28 yd FG, 7-33, 02:28 3-10
 2nd 00:02 A&M - #47 R.Bond 29 yd FG, 18-77, 06:14 3-13
 3rd 14:48 BG - #0 H.Fannin Jr. 65 yd pass from #7 C.Bazelak (#14 J.Kleather kick), 1-65, 00:12 10-13
 3rd 10:43 A&M - #9 J.Walker 5 yd pass from #10 M.Reed (#47 R.Bond kick), 8-75, 04:05 10-20
 3rd 05:24 BG - #16 R.Smith 40 yd rush (#14 J.Kleather kick), 9-81, 05:13 17-20
 4th 12:56 A&M - #47 R.Bond 34 yd FG, 12-64, 04:01 17-23
 4th 07:15 A&M - #47 R.Bond 42 yd FG, 9-50, 04:20 17-26
 4th 00:38 BG - #14 J.Kleather 23 yd FG, 6-30, 00:51 20-26

Attendance—99,523

	BG	TAMU		BG	TAMU
FIRST DOWNS	17	21	Punts (Number-Avg)	4-41.2	3-30.3
RUSHES-YARDS (NET)	89	235	Fumbles-Lost	0-0	1-1
PASSING YDS (NET)	250	173	Penalties-Yards	4-39	6-43
Passes Att-Comp-Int	37-20-1	29-16-0	Possession Time	26:26	33:34
TOTAL OFFENSE PLAYS-YARDS	60-339	72-408	Third-Down Conversions	3-12	6-15
Fumble Returns-Yards	0-0	0-0	Fourth-Down Conversions	2-2	2-2
Punt Returns-Yards	2-22	0-0	Red-Zone Scores-Chances	2-4	4-4
Kickoff Returns-Yards	2-45	2-23	Sacks By: Number-Yards	1-3	2-17
Interception Returns-Yards	0-0	1-0			

RUSHING: Bowling Green-Terion Stewart 13-42, Rahkeem Smith 1-40-1, Jaison Patterson 4-25, Jamal Johnson 2-1, Lucian Anderson III 1-(-2), Connor Bazelak 2-(-17). **Texas A&M**- Marcel Reed 12-91, Le'Veon Moss 16-90, Amari Daniels 9-34, EJ Smith 3-8, Jabre Barber 1-8, Noah Thomas 1-6, TEAM 1-(-2).

PASSING: Bowling Green- Connor Bazelak 20-36-1-250, Justin Pegues 0-1-0-0. **Texas A&M**- Marcel Reed 16-29-0-173.

RECEIVING: Bowling Green- Harold Fannin Jr. 8-145-1, Jamal Johnson 5-34, Jaison Patterson 2-25, Malcolm Johnson Jr. 2-20, Rahkeem Smith 1-14, Finn Hogan 1-9, Jacob Harris 1-3. **Texas A&M**- Noah Thomas 5-38, Jahdae Walker 3-45-1, Jabre Barber 3-13, Tre Watson 2-20, Theo Melin Ohstrom 1-27-1, Le'Veon Moss 1-20, Terry Bussey 1-10.

2024 BOWLING GREEN FOOTBALL

44 DAVID AFOGHO

Tackles: 1, vs. Fordham, Aug. 29, 2024

7 JACOREY BENJAMIN

Tackles: 10*, vs. Southern Utah, Oct. 9, 2021
Tackles for loss: 1.5*, at Houston Christian, Sept. 29, 2019
Interceptions: 1, seven times, last at Penn State, Sept. 7, 2024
Long Punt Return: 3*, at Mississippi Valley St., Oct. 26, 2019

*- while at Texas Southern

17 BAM BOOKER

Tackles: 1, 3x last at Buffalo, Oct. 14, 2023
Tackles for loss: 1, vs. Ohio, Sept. 23, 2023

23 MYLES BRADLEY

Tackles: 4, at Penn State, Sept. 7, 2024
Tackles for loss: 0.5, at Penn State, Sept. 7, 2024
Sacks: 0.5, at Penn State, Sept. 7, 2024

55 EVAN BRANCH-HAYNES

Tackles: 5, vs Eastern Illinois, Sept. 9, 2023
Sacks: 0.5, vs. Eastern Illinois, Sept. 9, 2023
Fumbles recovered: 1, vs Ohio, Sept. 23, 2023

6 CJ BROWN

Tackles: 14*, vs. Western Michigan, Nov. 23, 2021
Sacks: 1*, vs. Kent State, Dec. 4, 2021
Tackles for loss: 1.5*, 2x, last vs. Kent State, Dec. 4, 2021
Interceptions: 1*, 2x, last at Ball State, Oct. 1, 2022

*- while at NIU

60 DONTREZ BROWN

Tackles: 9, vs. Ball State, Nov. 1, 2023
Sacks: 1.0, 4x, last at Western Michigan, Nov. 21, 2023
Tackles for loss: 2.0, at Toledo, Nov. 15, 2022
Forced fumbles: 1, at Liberty, Sep. 3, 2023
Fumbles recovered: 2, vs. Akron, Oct. 21, 2023

21 TODD BUMPHIS

Tackles: 2*, 2x, last vs. SMU, Nov. 20, 2021

18 JALEN BURTON

Tackles: 5, four times, last at Buffalo, Oct. 14, 2023
Tackles for loss: 1.0, at Northern Illinois, Oct. 16, 2021;
at Buffalo, Oct. 30, 2021
Interceptions: 1, last, at Buffalo, Oct. 14, 2023
Long INT Return: 29, at Akron, Oct. 1, 2022
INT returned for TD: 1, at Akron, Oct. 1, 2022
Fumbles forced: 1, at Northern Illinois, Oct. 16, 2021
Pass Breakups: 2, at Buffalo, Oct. 30, 2021

47 GEORGE CARLSON

Tackles: 2, at Mississippi State, Sept. 24, 2022

16 CHACE DAVIS

Tackles: 5, vs. Ohio, Sept. 23, 2023
Sacks: 1, at Georgia Tech, Sep. 30, 2023
Tackles for Loss: 1, at Georgia Tech, Sep. 30, 2023

32 PATRICK DAY

Tackles: 11, at Kent State, Nov. 8, 2023
Sacks: 1.0, 3x, last at Western Michigan, Nov. 21, 2023
Tackles for Loss: 1.5, Kent State, Nov. 10, 2020
Forced Fumbles: 1, Eastern Michigan, Oct. 23, 2021
at Central Michigan, Oct. 22, 2022
Fumbles recovered: 1, 2x, last at Michigan Sept. 16, 2023
Pass Breakups: 1, 3x, last vs. Kent State, Nov. 9, 2022
Blocked Punt Return for TD: 1, at Toledo, Nov. 15, 2022

24 JUSTIN EKLUND

Tackles: 2, at Texas A&M, Sept. 21, 2024

11 DEMETRIUS HARDAMON

Tackles: 10, at Buffalo, Oct. 30, 2021
Sacks: 2.0, Miami (OH), Oct. 15, 2022
Tackles for Loss: 3.0, Miami (OH), Oct. 15, 2022
Forced fumbles: 1, Miami (OH), Oct. 15, 2022
Fumbles Recovered: 1, at Central Michigan, Oct. 22, 2022
Fumbles Recovered for TD: 1, at Central Mich., Oct. 22, 2022
Long Fumble Return: 45, at Central Mich., Oct. 22, 2022
QB Hurries: 2, at Miami, Nov. 16, 2021
Blocked Kicks: 1, at Miami, Nov. 16, 2021

5 ANTHONY HAWKINS

Tackles: 10, at Buffalo, Oct. 30, 2021
Sacks: 2.0, vs. Fordham, Aug. 29, 2024
Tackles for loss: 2.5, vs. Fordham, Aug. 29, 2024
Pass breakups: 1, at Toledo, Nov. 04, 2020;
at UCLA, Sept. 3, 2022

9 ISAAC HILL

Tackles: 1, vs. Fordham, Aug. 29, 2024

2 BROCK HORNE

Tackles: 15, at Buffalo, Oct. 30, 2021
Sacks: 1, at Minnesota, Sept. 25, 2021
vs. Marshall, Sept. 17, 2022
vs. New Mexico State, Dec. 26, 2022
Tackles for loss: 1.5, Akron, Oct. 9, 2021
Forced Fumbles: 1, at Minnesota, Sept. 25, 2021
at Penn State, Sept. 7, 2024
at Texas A&M, Sept. 21, 2024
Interceptions: 1, vs. Murray State, Sept. 18, 2021
Pass Breakups: 1, at Kent State, Oct. 2, 2021
QB Hurries: 1, at Kent State, Oct. 2, 2021

6 JAMAL JOHNSON

Tackles: 1, vs. Fordham, Aug. 29, 2024

38 DIERRE KELLY

Tackles: 4, at Toledo, Nov. 15, 2022
Tackles for Loss: 1.0, 5X, last at WMU, Nov. 21, 2023
Sacks: 1, vs. Marshall, Sept. 17, 2022
at Liberty, Sep. 3, 2023
at Western Michigan, Nov. 21, 2023

9 DARIUS LORFILS

Tackles: 7, at Western Michigan, Nov. 21, 2023
Fumbles Forced: 1, at Central Michigan, Oct. 22, 2022
Fumble Recoveries: 1, at Buffalo, Oct. 14, 2023
Interceptions: 1, at Western Michigan, Nov. 21, 2023
vs. Minnesota, Dec. 26, 2023
Long INT Return: 5, at Western Michigan, Nov. 21, 2023

0 DARIUS MCCLENDON

Tackles: 11*, at Illinois, Sept. 23, 2023
UTSA, Oct. 21, 2023
Tackles for loss: 2.0*, East Carolina, Nov. 11, 2023
Fumbles Forced: 1*, Ohio, Sept. 9, 2023
East Carolina, Nov. 11, 2023
Fumble Recoveries: 1*, Ohio, Sept. 9, 2023

*- while at FAU

15 AVI MCGARY

Tackles: 3, vs. Ohio, Sept. 23, 2023
at Penn State, Sept. 7, 2024
Tackles for Loss: 1.0, at Penn State, Sept. 7, 2024
Sacks: 0.5, vs. Fordham, Aug. 29, 2024
Interceptions: 1, at Michigan Sept. 16, 2023
at Buffalo, Oct. 14, 2023

87 JARED MERK

Tackles: 1, at Texas A&M, Sept. 21, 2024

90 DAVONTE MILES

Tackles: 3, vs. Ohio, Sept. 23, 2023
vs. Akron, Oct. 21, 2023
Tackles for Loss: 0.5, at Mississippi State, Sept. 24, 2022

1 JORDAN OLADOKUN

Tackles: 5, at Liberty, Sept. 2, 2023
vs. Akron, Oct. 21, 2023
at Texas A&M, Sept. 21, 2024
Tackles for Loss: 1.0, vs. Western Michigan, Nov. 2, 2022
at Georgia Tech, Sept. 30, 2023
Fumbles recovered: 1, Buffalo, Oct. 8, 2022
Pass Breakups: 2, Marshall, Sept. 17, 2022
at Central Mich., Oct. 22, 2022
Interceptions: 1, 4x, last at WMU, Nov. 21, 2023
INT for TD: 1, at Western Michigan, Nov. 21, 2023
Long INT Return: 53, at Western Michigan, Nov. 21, 2023

33 JORDAN PORTER

Tackles: 4, 3x, last at Western Michigan, Nov. 21, 2023
Sacks: 2.0, at Western Michigan, Nov. 21, 2023
Tackles for loss: 2.0, at Western Michigan, Nov. 21, 2023
Forced Fumbles: 1, at Akron, Oct. 1, 2022
QB Hurries: 1, Eastern Michigan, Oct. 23, 2021
Buffalo, Oct. 8, 2022

30 DORIAN PRINGLE

Tackles: 2, vs. Fordham, Aug. 29, 2024

DEFENSIVE CAREER HIGHS

4 EDWARD RHAMBO

Tackles: 5, at Texas A&M, Sept. 21, 2024
Total interceptions: 1*, UC Davis, Oct. 28, 2023
Long INT return: -3*, UC Davis, Oct. 28, 2023
Pass breakups: 2*, Portland State, Oct. 14, 2023

*- while at NAU

53 BILLIE ROBERTS

Tackles: 3, 3x, last vs. Buffalo, Oct. 8, 2022
Sacks: 1, at Georgia Tech, Sep. 30, 2023
Tackles for loss: 2.0, at Miami, Nov. 16, 2021
Pass breakups: 2, at Minnesota, Sept. 25, 2021

13 CHARLES ROSSER

Tackles: 7, at Penn State, Sept. 7, 2024
vs. Fordham, Aug. 29, 2024
Tackles for loss: 1.0, at Northern Illinois, Oct. 16, 2021
vs. Fordham, Aug. 29, 2024
at Penn State, Sept. 7, 2024
Sacks: 1.0 vs. Fordham, Aug. 29, 2024
at Penn State, Sept. 7, 2024
Fumbles Recovered: 1, 3x, last at Central Mich., Oct. 22, 2022
Punt return: 11, at UCLA, Sept. 3, 2022
Punt return for a TD: 11, at UCLA, Sept. 3, 2022

99 ALI SAAD

Tackles: 6, at Miami (OH), Oct. 7, 2023
Ball State, Nov. 1, 2023
Tackles for Loss: 1, 5x, last at Texas A&M, Sept. 21, 2024
Sacks: 1.0, vs. Akron, Oct. 21, 2023
Forced Fumbles: 1, vs. Akron, Oct. 21, 2023

8 TRENT SIMMS

Tackles: 11, Toledo v. Nov. 10, 2021
Tackles for Loss: 1.0, at Miami (OH), Oct. 15, 2022
Interceptions: 1, 4x, last vs. Akron, Oct. 21, 2023
Long INT Return: 19, vs. Akron, Oct. 21, 2023
QB Hurries: 1, Buffalo, Oct. 8, 2022
Pass breakups: 1, Kent State, Nov. 9, 2022
Forced Fumbles: 1, at Michigan Sept. 16, 2023

3 JOSEPH SIPP JR.

Tackles: 12, at Liberty, Sep. 3, 2023
Tackles for Loss: 1.5, vs Eastern Illinois, Sept. 9, 2023
Sacks: 1.0, vs. Fordham, Aug. 29, 2024
at Texas A&M, Sept. 21, 2024

10 DONNY STEPHENS

Tackles: 4*, Texas, Dec. 2, 2023
Sacks: 0.5*, Central Arkansas, Sept. 2, 2023
Tackles for Loss: 1.0*, at UCF, Nov. 11, 2023

*- while at Oklahoma State

28 VICTOR VAZQUEZ

Tackles: 1, three times, last at Miami (OH), Nov. 16, 2021

57 DAYLN WHITE

Tackles: 2, vs. Fordham, Aug. 29, 2024

19 ALIJAH WILLIAMS

Tackles: 1, vs. Fordham, Aug. 29, 2024

42 CHRIS WILLIAMS

Tackles: 2, vs. Fordham, Aug. 29, 2024

ALL-TIME LONG PLAYS

LONGEST TOUCHDOWN RUN

Yards	Name/Opponent	Year
96	Anthon Samuel vs. Miami	2011
95	Matt Domer at Ball State	2015
93	Mike McGee vs. Central Michigan	1987
89	Mike McGee vs. Ball State	1987
88	P.J. Pope vs. Western Michigan	2004

LONGEST NON-SCORING RUN

Yards	Name/Opponent	Year
78	B.J. Lane vs. Ball State	2003
71	Chris Bullock vs. Akron	2009
69	Fred Coppet vs. Ball State	2014
65	Andy Sahn vs. Kansas	2002
64	Jeff Davis vs. Richmond	1984

LONGEST TOUCHDOWN PASS

Yards	Name/Opponent	Year
96	Mark Miller to Dave Dudley vs. San Diego State	1976
94	Eric Smith to Ronald Heard vs. Ohio	1988
94	Matt Johnson to Roger Lewis vs. Memphis	2015
92	Matt Johnson to Ryan Burbrink, vs. Kent State	2013
91	Josh Harris to Charles Sharon vs. Kent State	2003

LONGEST NON-SCORING PASS

Yards	Name/Opponent	Year
78	Bob Niemet to Robert Redd vs. Akron	1998
77	Josh Harris to James Hawkins vs. Purdue	2003
76	Matt Schilz to Kamar Jorden vs. Miami	2010
74	Vern Wireman to Bob Zimpfer vs. Utah State	1969
69	Mark Miller to John Park vs. Tenn.-Chattanooga	1977
69	James Morgan to Scott Miller vs. Ohio	2017

LONGEST KICKOFF RETURN

Yards	Name/Opponent	Year
100*	Justin Peagus vs. Fordham	2024
96*	Clint Stephens vs. Ball State	2014
94*	BooBoo Gates vs. Pittsburgh	2013
94*	Leon Weathersby vs. Western Michigan	1997
93*	B.J. Lane vs. Ball State	2004
93*	Roger Reynolds vs. Kent State	1961

LONGEST PUNT RETURN

Yards	Name/Opponent	Year
100*	Courtney Davis vs. Kent State	1996
91*	Richard Lowry vs. Grosse Ile	1942
86*	Bob Zimpfer vs. Ball State	1968
80*	BooBoo Gates vs. Rhode Island	2012
79*	Charles Sharon vs. Southeast Missouri	2004
79	Corey Partridge vs. Temple	2005

LONGEST PASS INTERCEPTION

Yds.	Name/Opponent	Year
90*	Rodney Lash vs. Toledo	1948
88	Julius Livas vs. Miami	1971
85*	Dernard Turner vs. Ohio	2015
82	BooBoo Gates vs. Ohio	2013
82*	Robert Lorenzi vs. Buffalo	2010

LONGEST PUNT

Yds.	Name/Opponent	Year
95	Macs Leitman vs. Bluffton	1928
82	Joseph Davidson at Toledo	2016
81	Brian Schmiedebusch vs. Idaho	2011
81	Cris Shale vs. Ohio	1990
79	Joseph Davidson at Ohio	2016
79	Nick Iovinielli vs. Pittsburgh	2008
79	Jim Phelps vs. Toledo	1982

LONGEST FIELD GOAL

Yds.	Name/Opponent	Year
60	Derek Schorejs vs. Toledo	1995
56	Gehad Youssef vs. Western Michigan	1983
52	Derek Schorejs vs. Akron	1995
52	Shaun Suisham vs. Ohio	2004
52	Tyler Tate vs. Northern Illinois	2013
52	Tyler Tate at Western Kentucky	2014
52	Nate Needham at Kent State	2021

*resulted in a touchdown

THE LAST TIME

A BG Player Returned a Kickoff for a Touchdown
Justin Pegues (100 yards), vs. Fordham, Aug. 29, 2024
An Opposing Player Returned a Kickoff for a Touchdown
Trayvon Rudolph (100 yards), at NIU, Oct. 16, 2021
A BG Player Returned a Punt for a Touchdown
Ryan Burbrink (75 yards), vs. VMI, Sept. 6, 2014
An Opposing Player Returned a Punt for a Touchdown
William Likely (85 yards), at Maryland, Sept. 12, 2015
A BG Player Returned an Interception for a Touchdown
Jordan Oladokun (53 yards), at Western Michigan, Nov. 23, 2023
An Opposing Player Returned an Interception for a TD
Kobe Singleton (Liberty), 36 yards, Sept. 2, 2023
A BG Player Returned a Fumble for a Touchdown
Demetrius Hardamon (45 yards), at Central Michigan, Oct. 22, 2022
An Opposing Player Returned a Fumble for a TD
Miles Cross (28 yards), vs. Ohio, Sept. 23, 2023
A BG Player Returned a Blocked Punt for a Touchdown
PaSean Wimberly (18 yards), at Buffalo, Oct. 14, 2023
An Opposing Player Returned a Blocked Punt for a TD
David Carter, 42 yards (Eastern Michigan), Oct. 23, 2021
A BG Player Blocked a Field Goal for a TD
Dontrez Brown (block), Trent Simms 76-yard return, at Liberty, Sept. 2, 2023
A BG Player Blocked a Punt for a Safety
Davion Daniels, vs. New Mexico State, Dec. 26, 2022
A BG Player Blocked a Punt
Trey Johnson, at Texas A&M, Sept. 22, 2024
A BG Player Rushed for 100 or more yards
Terion Stewart vs. Fordham, Aug. 29, 2024 (14/161)
A BG Player Rushed for 200 or more yards
Willie Geter vs. Kent State, October 20, 2007 (22/203)
An Opponent Rushed for 200 or more yards
Jay Ducker (NIU), Oct. 18, 2021 (33/210)
An Opponent Threw for 400 or more yards in a Game
Will Rogers (Mississippi State), Sept. 24, 2022 (409)
An Opponent Threw for Six Touchdowns in a Game
Will Rogers (Mississippi State), Sept. 24, 2022 (6)
An Opponent Threw for Five Touchdowns in a Game
Will Rogers (Mississippi State), Sept. 24, 2022 (6)
An Opponent Threw for Four Touchdowns in a Game
Haynes King (Georgia Tech), Oct. 30, 2023 (4)
A BG Player Had Two Interceptions in a Game
Davon Ferguson at Buffalo, Oct. 14, 2023 (2)
A BG Player Had Three Interceptions in a Game
Janssen Patton vs. Northern Illinois, Oct. 25, 2003
An Opposing Player Had Three Interceptions in a Game
Jamie Silva (Boston College), Oct. 6, 2007
A BG Player Threw for Five Touchdowns in a Game
Matt McDonald vs. Eastern Kentucky, Sept. 10, 2022
A BG Player Threw for Four Touchdowns in a Game
Matt McDonald at Toledo, Nov. 15, 2022
A BG Player Threw for Three Touchdowns in a Game
Connor Bazelak vs. Eastern Illinois, Sept. 9, 2023

A BG Player Rushed for Three Touchdowns in a Game
Terion Stewart vs. Fordham, Aug. 29, 2024 (3)
A BG Player Rushed for Two Touchdowns in a Game
Terion Stewart vs. Akron, Oct. 21, 2023 (3)
A BG Player Caught Two Touchdowns in a Game
Odieu Hiliare at Toledo, Nov. 15, 2022
Two BG Players Rushed for 100 or more yards in a Game
Andrew Clair (121)
Josh Cleveland (117), at Miami, Oct. 7, 2017
Three BG Players Rushed for 100 or more yards in a Game
Fred Coppet (160)
Josh Cleveland (109)
Donovan Wilson (107), vs. Buffalo, Nov. 25, 2016
Two BG Players had 100 or more receiving yards
Ta'ron Keith (123)
Harold Fannin Jr. (109), vs. Eastern Illinois, Sept. 9, 2023
Three BG Players had 100 or more receiving yards in a Game
Roger Lewis (148)
Ryan Burbrink (132)
Ronnie Moore (109), vs. UMass, Sept. 27, 2014
A BG Player Rushed for 100 or more yards and a BG Players had 100 or more receiving yards
at Georgia Tech, Sept. 30, 2023; Terion Stewart (138 rushing yards), Finn Hogan (102 receiving)
A BG Player Rushed for 100 or more yards and Two BG Players had 100 or more receiving yards
at Buffalo, Oct. 30, 2021; Terion Stewart (170 rushing yards), Tyrone Broden (110 receiving), Christian Sims (103 receiving)
Two Different BG Quarterbacks Rushed for at least one Touchdown
vs. Fordham, Aug. 29, 2024, Connor Bazelak (1), Lucian Anderson III (1)
A BG Player Passed for 300 or more yards in a Game
Connor Bazelak (319), vs. Eastern Illinois, Sept. 9, 2023
A BG Player Rushed for 100+ yards and had 100+ Receiving yards in a Game
Ta'ron Keith, at Kent State, Nov. 8, 2023 (103 rushing, 130 receiving)
BG forced a safety on defense
vs. Ohio, Nov. 26, 2021
BG Blocked two kicks in a Game
vs. Akron, Oct. 9, 2021; Devin Taylor (FG) and Sy Dabney (Punt)
Three BG Players Recorded 10+ Tackles
vs. Toledo, Nov. 10, 2021; Darren Anders (12), Trent Simms (11), Brock Horne (10)
Four BG Players Recorded 10+ Tackles
at Buffalo, Oct. 30, 2021; Brock Horne (15), Darren Anders (12), Anthony Hawkins (10), Demetrius Hardamon (10)
A BG Lineman Intercepted a Pass
Walter Haire, at Central Michigan, Oct. 22, 2022
A BG Linebacker Intercepted a Pass
DJ Taylor, vs. Kent State, Nov. 9, 2022
BG Had 500+ Yards of Total Offense
vs. Eastern Illinois, Sept. 9, 2023

2024 BOWLING GREEN FOOTBALL

BOWLING GREEN FOOTBALL ROSTERS

No.	Name	Pos	Ht	Wt	Yr	Hometown	High School/Previous School
0	Harold Fannin Jr.**	TE	6-4	230	Jr.	Canton, Ohio	McKinley
0	Darius McClendon	CB	6-2	190	Sr.*	Boynton Beach, Fla.	Forest Hill/FAU
1	Malcolm Johnson Jr.	WR	6-1	195	Sr.*	Bryans Road, Md.	St. Stephen's and St. Agnes/Auburn
1	Jordan Oladokun**	CB	6-0	190	Sr.	Tampa, Fla.	Gaither/Samford
2	RJ Garcia II	WR	6-0	180	Jr.	Tampa, Fla.	Berkeley Prep/Kansas State
2	Brock Horne****	ILB	6-1	235	Sr.*	Romeo, Mich.	Romeo
3	Lucian Anderson III	QB	6-3	200	R-Fr.	Athens, Ga.	Clarke Central
3	Joseph Sipp Jr.**	ILB	6-0	225	Jr.	Tampa, Fla.	Hillsborough
4	Edward Rambo	CB	6-2	190	So.	Las Vegas, Nev.	Palo Verde/Northern Arizona
4	Terion Stewart***	RB	5-9	220	Jr.	Memphis, Tenn.	Sandusky (Ohio)
5	Anthony Hawkins****	DL	6-2	295	Sr.*	Mansfield, Ohio	Mansfield Senior
5	Jaylon Tillman*	WR	6-0	215	Sr.	Plainfield, Ill.	North/Grand Valley State
6	CJ Brown	S	5-11	195	Jr.	Canton, Mich.	Walled Lake Western/NIU
6	Jamal Johnson***	RB	5-10	200	Sr.	Frankford, Ill.	Lincoln-Way East
7	Connor Bazelak*	QB	6-3	225	Sr.*	Dayton, Ohio	Archbishop Alter/Indiana
7	Jacorey Benjamin	CB	5-11	185	Sr.*	Mobile, Ala.	Alief Hastings (Texas)/Texas Southern
8	Baron May	QB	6-0	195	Jr.	New Philadelphia, Ohio	New Philadelphia/East Tennessee State
8	Trent Simms****	OLB	6-0	225	Sr.	Toledo, Ohio	Sylvania Northview
9	Isaac Hill	TE	6-4	215	Fr.	Steubenville, Ohio	Steubenville
9	Darius Lorfils**	S	6-2	190	Jr.	Germantown, Md.	Northwest
10	Levi Gazarek***	TE	6-5	250	Sr.	North Baltimore, Ohio	North Baltimore
10	Donny Stephens	ILB	6-0	230	Jr.	Del City, Okla.	Del City/Oklahoma State
11	Demetrius Hardamon**	OLB	6-4	245	Sr.*	Beavercreek, Ohio	Beavercreek/Georgetown College (Ky.)
11	Finn Hogan*	WR	6-5	220	Jr.	Maple City, Mich.	Glen Lake/Central Michigan
12	Camden Orth**	QB	6-3	225	Sr.*	Gainesville, Fla.	Buchholz/LIU
12	Tracy Revels	S	6-1	185	R-Fr.	Texarkana, Texas	Liberty-Eylau
13	Cynceir McNeal	WR	6-4	210	R-Fr.	Canton, Ohio	McKinley
13	Charles Rosser***	OLB	6-3	230	Sr.	Cleveland, Ohio	Benedictine
14	Jackson Kleather*	K	5-10	175	So.	Tipp City, Ohio	Tippecanoe
14	Jonny Sorensen	QB	6-2	195	Fr.	Hobart, Ind.	Hobart
15	Caleb Goodloe	WR	6-1	205	Fr.	St. Petersburg, Fla.	Clearwater Central Catholic
15	Avi McGary***	OLB	6-2	195	Sr.*	Cincinnati, Ohio	Lakota East
16	Chace Davis*	DL	6-4	275	Sr.	Whittier, Calif.	La Serna/UTSA
16	Rahkeem Smith	WR	5-9	175	Jr.	Baltimore, Md.	Calvert Hall/Delaware St.
17	Bam Booker*	DL	6-3	275	So.	Cincinnati, Ohio	Winton Woods/Maryland
17	Trey Johnson	WR	6-0	195	So.	Frankfort, Ill.	Lincoln-Way East
18	Jalen Burton***	CB	5-10	190	Sr.	Waukegan, Ill.	Carmel Catholic
18	Winn Sharp	WR	6-5	195	Fr.	Whitehouse, Ohio	Anthony Wayne
19	John Henderson	P	6-1	180	Jr.	Acton, Calif.	Desert Christian/Antelope Valley College
19	Shawn Thigpen	WR	6-4	180	R-Fr.	Springfield, Ohio	Springfield
19	Alijah Williams	OLB	6-2	220	R-Fr.	Buford, Ga.	Buford
20	TJ Nelson	S	6-0	200	Fr.	Cincinnati, Ohio	Anderson
20	Justin Pegues	RB	5-9	175	Jr.	Birmingham, Ala.	Thompson/Tennessee Tech
21	Todd Bumphis	CB	6-0	200	Sr.*	Toledo, Ohio	St. Francis De Sales/Cincinnati
21	Chris Edmonds	RB	5-10	205	R-Fr.	Toledo, Ohio	Central Catholic
22	Nakai Amachree	RB	5-10	195	Fr.	Haslett, Mich.	Haslett
22	Kal-EI Pascal	CB	6-0	190	Fr.	Miami, Fla.	Dr. Michael Krop Senior
23	Myles Bradley*	OLB	6-0	235	So.	Mansfield, Ohio	Mansfield
23	Jaden Copening	RB	6-0	205	Fr.	East Hartford, Conn.	St. Thomas More School
24	Bryce DeFalco	RB	5-10	195	R-Fr.	Pemberville, Ohio	Eastwood
24	Justin Eklund	OLB	6-2	225	So.	Rocklin, Calif.	Folsom/San Jose State
25	Jace Henry	CB	6-0	180	R-Fr.	Pataskala, Ohio	Watkins Memorial
25	Mar'Kel Porter	RB	6-1	220	Fr.	Dallas, Texas	Lancaster
26	Cameron Pettaway	RB	5-10	175	Fr.	Farmington Hills, Mich.	Farmington
27	Coleman Teasdale	S	6-1	185	R-Fr.	Louisville, Colo.	Centaurus/East Coast Prep
28	Jaison Patterson***	RB	6-0	220	Sr.	Jacksonville, Fla.	Edward H. White
28	Victor Vazquez	S	5-10	185	Jr.	Miami, Fla.	Florida Christian
30	Dorian Pringle	ILB	6-0	225	Fr.	Massillon, Ohio	Massillon Washington
30	PaSean Wimberly***	RB	5-10	180	Sr.*	Toledo, Ohio	Whitmer
31	D'kyah Banks	S	6-5	175	Fr.	Atlanta, Ga.	Grayson
32	Patrick Day****	S	5-11	195	Sr.*	Hilliard, Ohio	Bradley
33	Jordan Porter****	DL	6-4	270	Sr.*	Muskegon, Mich.	Muskegon
34	Elias Owens	OLB	6-5	210	Fr.	Mansfield, Ohio	Mansfield Senior
36	Jabari Mitchell	ILB	6-3	230	R-Fr.	Reynoldsburg, Ohio	Reynoldsburg
38	Dierre Kelly***	DL	6-2	275	Sr.	Gary, Ind.	Merrillville
39	Henry Reifschneider	ILB	6-0	210	Fr.	Waynesville, Ohio	Archbishop Alter
40	Ethan Warner	PK	5-9	180	So.	Bowling Green, Ohio	Bowling Green
41	Josira Andrews	S	5-10	170	Fr.	Brooklyn, N.Y.	Erasmus Hall
41	Quillan Jimenez	LS	6-2	230	R-Fr.	Tampa, Fla.	Sickles/Houston
42	Chris Williams**	ILB	6-2	235	Sr.	Alpharetta, Ga.	King's Ridge Christian
43	Martreece Dillard	DL	6-5	275	Fr.	Buford, Ga.	Buford
44	David Afogho	ILB	6-3	235	R-Fr.	Boston, Mass.	Catholic Memorial
46	Zach Long	K	6-3	190	Jr.	Tampa, Fla.	Hillsborough/Troy

No.	Name	Pos.
44	David Afogho	ILB
22	Nakai Amachree	RB
98	Alan Anaya*	K
3	Lucian Anderson III	QB
41	Josira Andrews	S
31	D'kyah Banks	S
7	Connor Bazelak*	QB
7	Jacorey Benjamin	CB
54	Brody Bolyn	C
17	Bam Booker*	DL
81	Elijah Boyd	TE
80	Ocean Brabbs	TE
23	Myles Bradley*	OLB
55	Evan Branch-Haynes*	DL
6	CJ Brown	S
60	Dontrez Brown****	DL
21	Todd Bumphis	CB
65	Jake Burns*	C
18	Jalen Burton***	CB
85	Caden Cambell	TE
47	George Carlson**	LS
89	Blane Cleaver	TE
23	Jaden Copening	RB
16	Chace Davis*	DL
32	Patrick Day****	S
24	Bryce DeFalco	RB
43	Martreece Dillard	DL
86	Ian Drummond*	TE
21	Chris Edmonds	RB
24	Justin Eklund	OLB
0	Harold Fannin Jr.**	TE
55	Tunde Fatukasi**	OT
97	Darius Gaddy	DL
2	RJ Garcia II	WR
10	Levi Gazarek***	TE
15	Caleb Goodloe	WR
84	Dom Grguric*	WR
11	Demetrius Hardamon**	OLB
70	Alex Harris	OT
88	Jacob Harris	TE
5	Anthony Hawkins****	DL
19	John Henderson	P
25	Jace Henry	CB
9	Isaac Hill	TE
11	Finn Hogan*	WR
2	Brock Horne****	ILB
82	Eli Jacon-Duffy	TE
41	Quillan Jimenez	LS
6	Jamal Johnson***	RB
17	Trey Johnson	WR
1	Malcolm Johnson Jr.	WR
38	Dierre Kelly***	DL
85	Travis Kenner	PK
14	Jackson Kleather*	K
46	Zach Long	K
9	Darius Lorfils**	S
8	Baron May	QB
0	Darius McClendon	CB
15	Avi McGary***	OLB
13	Cynceir McNeal	WR
87	Jared Merk	WR
90	Davonte Miles*	DL
36	Jabari Mitchell	ILB
98	Malik Moses	DL
20	TJ Nelson	S
1	Jordan Oladokun**	CB
12	Camden Orth**	QB
34	Elias Owens	OLB
75	Nate Pabst*	OT
57	Alex Padgett**	OT
22	Kal-EI Pascal	CB
28	Jaison Patterson***	RB
20	Justin Pegues	RB

No.	Name	Pos	Ht	Wt	Yr	Hometown	High School/Previous School
46	Devin Taborn	ILB	5-10	220	So.	Sidney, Ohio	Sidney/Mount Union
47	George Carlson**	LS	6-1	225	Jr.	Woodstock, Ill.	Marian Central
50	Alex Wollschlaeger***	OT	6-7	305	Sr.	Aurora, Ill.	Oswego East
51	Dillon Robinson	OT	6-3	280	Fr.	Whitehouse, Ohio	Anthony Wayne
52	Nick Reimer	OT	6-6	315	Sr.	Allentown, Pa.	Allentown Central Catholic/Merrimack College
53	Billie Roberts****	OT	6-5	295	Sr.	Muskegon, Mich.	Muskegon
54	Brody Bolyn	C	6-3	305	R-Fr.	Uniondale, Ind.	Norwell
55	Evan Branch-Haynes*	DL	6-2	300	Jr.	Richmond, Calif.	Sacred Heart Cathedral Prep/Arizona
55	Tunde Fatukasi**	OT	6-5	320	Sr.	Far Rockaway, N.Y.	Erasmus Hall/Rutgers
56	Ian van der Merwe	DL	6-1	260	So.	Tucson, Ariz.	Ironwood Ridge
57	Alex Padgett**	C	6-6	330	Jr.	Avon Lake, Ohio	Avon Lake
57	DayIn White	DL	6-4	295	R-Fr.	Lewisville, Texas	Hebron
60	Dontrez Brown****	DL	6-3	300	Sr.*	Fremont, Ohio	Fremont Ross
65	Jake Burns*	C	6-2	305	Sr.	Akron, Ohio	Archbishop Hoban/Cincinnati
70	Alex Harris	OT	6-5	305	Fr.	Cleveland, Ohio	Rhodes
71	Rico Steele	OT	6-4	305	Fr.	Pittsburgh, Pa.	West Mifflin Area
72	Cade Zimmerly**	C/OG	6-1	295	Jr.	Perrysburg, Ohio	Perrysburg
75	Nate Pabst*	OT	6-5	310	Jr.	Springdale, Ohio	Archbishop Moeller
77	James Thomas Jr.	OG	6-5	300	R-Fr.	Fairfield, Ohio	Fairfield
80	Ocean Brabbs	TE	6-3	195	Fr.	Ann Arbor, Mich.	Pioneer
81	Elijah Boyd	TE	6-4	250	Jr.	Fairfield, Calif.	Armijo/UTEP
82	Eli Jacon-Duffy	TE	6-4	230	Fr.	Pleasant Plain, Ohio	Archbishop Moeller
83	Pierce St Geme	WR	5-11	170	Fr.	San Francisco, Calif.	St. Ignatius Prep
84	Dom Grguric*	WR	6-0	180	Jr.	Cuyahoga Falls, Ohio	Walsh Jesuit/Valparaiso
85	Caden Campbell	TE	6-4	260	Fr.	Rochester, Mich.	De La Salle
85	Travis Kenner	PK	5-10	180	R-Fr.	Toledo, Ohio	St. Francis de Sales
86	Ian Drummond*	TE	6-4	250	Sr.*	Lewis Center, Ohio	Olentangy/Elon
87	Jared Merk	WR	6-2	190	R-Fr.	Cincinnati, Ohio	Archbishop Moeller
88	Jacob Harris	TE	6-4	245	R-Fr.	Westerville, Ohio	Westerville Central
89	Blane Cleaver	TE	6-2	240	Jr.	Berwick, Pa.	Berwick Area/Army
90	Davonte Miles*	DL	6-5	275	So.	River Rouge, Mich.	River Rouge
95	Joe Shimko	DL	6-4	270	Fr.	Stuart, Fla.	Martin County
97	Darius Gaddy	DL	6-9	350	Jr.	Atlanta, Ga.	Meadowcreek/SW Ohio Prep
98	Alan Anaya*	K	5-6	185	Jr.	Queretaro, Mexico	ITESM Queretaro
98	Malik Moses	DL	6-4	270	Fr.	Snellville, Ga.	South Gwinnett
99	Ali Saad***	DL	6-3	280	Sr.	Windsor, Ontario	Dearborn (Mich.)/Minnesota

No.	Name	Pos.
26	Cameron Pettaway ...	RB
25	Mar'Kel Porter	RB
33	Jordan Porter****	DL
30	Dorian Pringle	ILB
39	Henry Reifschneider	ILB
52	Nick Reimer	OT
12	Tracy Revels.....	S
4	Edward Rhambo	CB
53	Billie Roberts***	DL
51	Dillon Robinson	OT
13	Charles Rosser***	OLB
99	Ali Saad***	DL
18	Winn Sharp	WR
95	Joe Shimko.....	DL
8	Trent Simms****	OLB
3	Joseph Sipp Jr.**	ILB
16	Rahkeem Smith	WR
14	Jonny Sorensen.....	QB
83	Pierce St Geme	WR
71	Roco Steele.....	OT
10	Donny Stephens.....	ILB
4	Terion Stewart***	RB
46	Devin Taborn.....	ILB
27	Coleman Teasdale	S
19	Shawn Thigpen	WR
77	James Thomas Jr.	OG
5	Jaylon Tillman	WR
56	Ian van der Merwe ...	DL
28	Victor Vazquez	S
40	Ethan Warner.....	PK
57	DayIn White	DL
19	Alijah Williams	OLB
42	Chris Williams**	ILB
30	PaSean Wimberly***	RB
50	Alex Wollschlaeger***	OT
72	Cade Zimmerly**	C/OG

Key:

Yr* = utilizing COVID year, *** beside name indicates letters won

Coaching Staff:

Scot Loeffler (head coach), Steve Morrison (co-defensive coordinator/inside linebackers), Sammy Lawanson (co-defensive coordinator/outside linebackers), Greg Nosal (co-offensive coordinator/run game coordinator/offensive line), Max Warner (co-offensive coordinator/quarterbacks), Alex Bayer (special teams coordinator/tight ends), Erik Campbell (passing game coordinator/wide receivers), Derrick Jackson (defensive pass game coordinator/secondary), Robert Armand (cornerbacks), Cornell Brown (defensive line), Robert Armand (cornerbacks), Brian White (running backs), Kevin Tolbert (football strength and conditioning coach), Brandon Palidar (associate head football strength & conditioning coach), Grant Strock (offensive quality control), Brady Thomas (defensive quality control), Johnny Caughman (defensive quality control), Jack McCarthy (offensive quality control), Griffin Little (student assistant).

PRONUNCIATION GUIDE

COACH PRONUNCIATION GUIDE

Scot Loeffler	LEFF-luhr
Sammy Lawanson	La-WON-son
Greg Nosal	NO-sal

PLAYER PRONUNCIATION GUIDE

David Afogho	AH-foe-GO
Nakai Amachree	Nah-Kai Ah-mock-ree
Alan Anaya	A-NYE-AH
Josira Andrews	Joe-si-rah
Lucian Anderson	Loo-shuh n
D'kyah Banks	Dah-Kai
Connor Bazelak	bays-lack
Tunde Fatukasi	tune-day, faa-too-KAH-see
Levi Gazarek	guh-ZAIR-eck
Dominic Grguric	GAH-gur-ICK
Quillan Jimenez	Quill-en hee-MEN-es
Dierre Kelly	Dee-Air
Jackson Kleather	Klee-thur
Darius Lorfils	Lore-Fills
Avi McGary	AY-vee

Cynceir McNeal	sincere
Jordan Oladokun	Oh-LAH-Doe-KUN
Jaison Patterson	Jye-Son
Justin Pegues	Pea-Gi-es
Henry Reifschneider	Reef-SHNIG-duhr
Nick Reimer	Rhyme-er
Tracy Revels	Rev-els
Ali Saad	ollie sod
Rahkeem Smith	Rah-keem
Terion Stewart	TERRY-on
PaSean Wimberly	PAY-shawn

OFFENSE (Multiple)

Pos	No	Name	Ht	Wt	Yr
WR (X)	5	Jaylon Tillman	6-0	215	Sr.
	11	Finn Hogan	6-5	220	Jr.
LT	52	Nick Reimer	6-6	315	Sr.
	53	Billie Roberts	6-5	295	Sr.
LG	75	Nate Pabst	6-5	310	Jr.
	72	Cade Zimmerly	6-1	295	Jr.
C	57	Alex Padgett	6-6	330	Jr.
	54	Brody Bolyn	6-3	305	R-Fr.
RG	55	Tunde Fatukasi	6-5	320	Sr.
	65	Jake Burns	6-2	305	Sr.
RT	50	Alex Wollschlaeger	6-7	295	Sr.
	77	James Thomas Jr.	6-5	300	R-Fr.
TE (A)	0	Harold Fannin Jr.	6-4	230	Jr.
	88	Jacob Harris	6-4	245	R-Fr.
QB	7	Connor Bazalak	6-3	225	Sr.
	3	Lucian Anderson III	6-3	200	R-Fr.
or	12	Camden Orth	6-3	225	Sr.
TB	4	Terion Stewart	5-9	220	Jr.
	28	Jaison Patterson	6-0	220	Sr.
	6	Jamal Johnson	5-10	200	Sr.
or	20	Justin Pegues	5-9	175	Jr.
TE (Y)	10	Levi Gazarek	6-5	250	Sr.
	81	Elijah Boyd	6-4	250	Jr.
WR (Z)	1	Malcolm Johnson Jr.	6-1	195	Sr.
	2	RJ Garcia II	6-0	180	Jr.

DEFENSE (Multiple)

Pos	No	Name	Ht	Wt	Yr
DT	60	Dontrez Brown	6-3	300	Sr.
	38	Dierre Kelly	6-2	275	Sr.
	90	Davonte Miles	6-5	275	So.
NG	5	Anthony Hawkins	6-2	295	Sr.
	55	Evan Branch-Haynes	6-2	300	Jr.
DE	99	Ali Saad	6-3	280	Sr.
	33	Jordan Porter	6-4	270	Sr.
	16	Chace Davis	6-4	275	Sr.
RLB	11	Demetrius Hardamon	6-4	245	Sr.
	23	Myles Bradley	6-0	235	So.
WLB	3	Joseph Sipp Jr.	6-0	225	Jr.
	8	Trent Simms	6-0	225	Sr.
MLB	2	Brock Horne	6-1	235	Sr.
	10	Donny Stephens	6-0	230	Jr.
SLB	13	Charles Rosser	6-3	230	Sr.
	15	Avi McGary	6-2	195	Sr.
BC	4	Edward Rhambo	6-2	190	So.
	21	Todd Bumphis	6-0	200	Sr.
BS	6	CJ Brown	5-11	195	Sr.
	32	Patrick Day	5-11	195	Sr.
FS	9	Darius Lorfils	6-2	190	Jr.
	12	Tracy Revels	6-1	185	R-Fr.
FC	1	Jordan Oladokun	6-0	190	Sr.
	0	Darius McClendon	6-2	190	Sr.
NICKEL	0	Darius McClendon	6-2	190	Sr.
	15	Avi McGary	6-2	195	Sr.

SPECIAL TEAMS

P	19	John Henderson	6-1	180	Jr.
	14	Jackson Kleather	5-10	175	So.
PK	14	Jackson Kleather	5-10	175	So.
	46	Zach Long	6-3	190	Jr.
KO	46	Zach Long	6-3	190	Jr.
	40	Ethan Warner	5-9	180	So.
Hold	98	Alan Anaya	5-6	185	Jr.
	85	Travis Kenner	5-10	180	R-Fr.
LS	47	George Carlson	6-1	225	Jr.
	41	Quillan Jimenez	6-2	230	R-Fr.
PR	2	RJ Garcia II	6-0	180	Jr.
	20	Justin Pegues	5-9	175	Jr.
KOR	20	Justin Pegues	5-9	175	Jr.
	1	Malcolm Johnson Jr.	6-1	195	Sr.