



COASTAL FOOTBALL

Big South Champions: 2004 * 2005 * 2006 * 2010 * 2012 * 2013 * 2014 | FTC Champions: 2016 | Sun Belt Champions: 2020



COASTAL CAROLINA CHANTICLEERS (3-1) vs. OLD DOMINION MONARCHS (1-3)

SATURDAY * OCT. 5 * 7:00 P.M. ET * BROOKS STADIUM * CONWAY, S.C.



2024 COASTAL CAROLINA SCHEDULE/RESULTS

	AUG. 29 W, 55-27
AT JACKSONVILLE STATE	
JACKSONVILLE, ALA.	CBS SPORTS
	SEPT. 7 W, 40-21
WILLIAM & MARY	
CONWAY, S.C.	ESPN+
	SEPT. 14 W, 28-20
AT TEMPLE	
PHILADELPHIA, PA.	ESPN+
	SEPT. 21 L, 43-24
VIRGINIA	
CONWAY, S.C.	ESPN+
	OCT. 5 7:00 PM
OLD DOMINION	
CONWAY, S.C.	ESPN+
	OCT. 10 7:30 P.M.
AT JAMES MADISON	
HARRISONBURG, VA.	ESPN2
	OCT. 19 TBA
LOUISIANA	
CONWAY, S.C.	SBC
	NOV. 2 TBA
AT TROY	
TROY, ALA.	SBC
	NOV. 7 8:00 P.M.
APPALACHIAN STATE	
CONWAY, S.C.	ESPN/ESPN2
	NOV. 16 TBA
AT MARSHALL	
HUNTINGTON, W.V.	SBC
	NOV. 23 TBA
GEORGIA SOUTHERN	
CONWAY, S.C.	SBC
	NOV. 30 TBA
AT GEORGIA STATE	
ATLANTA, GA.	SBC

*All game times are Eastern Standard Time.

HOME AWAY

FOLLOW THE CHANTICLEERS

OFFICIAL WEBSITE: www.GoCCUsports.com



GAME CENTER



TELEVISION: ESPN+

- Talent: Jeff McCarragher (PxP) - Nate Ross (Analyst)
- Joanne Bethea (Sideline)
- Live Video Stream: <https://www.espn.com/watch>



CHANTICLEER SPORTS RADIO NETWORK ON WRNN 99.5 FM

- Talent: Chris Burgin (PxP) - Layne Harris (Analyst)
- Joe Catenacci (Sideline) - Sam Weiderhaft (Host)
- Radio: WRNN (99.5 FM) Flagship (WRNN 99.5 FM Myrtle Beach TuneIn App)
- Online Audio Stream: <https://wrnn.net/>



LIVE STATISTICS

- Live Stats: <https://goccusports.com/sidearmstats/football/summary>

MATCHUP AT A GLANCE

2024 SEASON STATISTICS/RANKINGS

COASTAL CAROLINA	VS.	OLD DOMINION
3-1 (0-0 Sun Belt)	2024 Record	1-3 (0-0 SBC)
Conway, S.C.	Location	Norfolk, Va.
1954	Founded	1930
10,695	Enrollment	23,228
Chanticleers	Nickname	Monarchs
Teal, Bronze, and Black	Colors	Slate Blue and Light Blue
Sun Belt (East Division)	Conference	Sun Belt (East Division)
Brooks Stadium (20,000)	Stadium (Capacity)	S. B. Ballard Stadium (21,944)
Tim Beck	Head Coach	Richy Rahne
11-6 (Second season)	Head Coach's Record at School	16-26 (Fourth season)
same	Head Coach's Overall Record	same
1-0 vs. Old Dominion	Head Coach Versus Opponent	1-1 vs. Coastal Carolina
Multiple	Basic Offense	Multiple
36.8 (5th/28th)	Points Per Game (Conference/National Ranking)	20.0 (12th/112th)
209.3 (2nd/24th)	Rushing Yards Per Game (Conference/National Ranking)	158.8 (6th/70th)
210.5 (10th/87th)	Passing Yards Per Game (Conference/National Ranking)	145.8 (13th/126th)
419.8 (6th/54th)	Total Yards Per Game (Conference/National Ranking)	304.5 (13th/120th)
Multiple	Basic Defense	Multiple
27.8 (8th/94th)	Points Allowed Per Game (Conference/National Ranking)	26.8 (6th/88th)
194.5 (11th/113th)	Rushing Yards Allowed Per Game (Conference/National Ranking)	185.5 (8th/107th)
184.3 (4th/40th)	Passing Yards Allowed Per Game (Conference/National Ranking)	219.0 (9th/79th)
378.8 (7th/88th)	Total Yards Allowed Per Game (Conference/National Ranking)	404.5 (8th/101st)

SERIES HISTORY

Series Record (Streak):	1-2 (W1)
at Coastal Carolina (Streak):	0-1 (L1)
at Old Dominion (Streak):	1-1 (W1)
Neutral Sites (Streak):	N/A
Last Meeting:	CCU, 28-24 (11/04/23 at ODU)

MEDIA INFORMATION

SUNDAY	MONDAY	TUESDAY	WEDNESDAY	THURSDAY	FRIDAY	SATURDAY
4 - 7 p.m. ET Practice	Sun Belt Teleconference Tim Beck 11:37 a.m. ET	9:00 - 11 a.m. ET Practice	9:00 - 11 a.m. ET Practice	9:00 - 11 a.m. ET Practice	8:50 - 10:50 a.m. ET Practice	9:55 - 11:55 ET Practice
	OFF	6 - 7 p.m. ET Coach Beck Radio Show at Chanti's	Noon Weekly Press Conference	No media	No media	No media

MEDIA SERVICES

The 2024 Coastal Carolina Football Media Guide is published primarily as a source of information for members of the media. Requests for additional information, interviews, and photographs should be directed to the Coastal Carolina athletics media relations office.

Football game notes and statistics are updated regularly throughout the season. Access to this information can be achieved by accessing the official Coastal Carolina University Athletics website at www.GoCCUsports.com. The media relations staff will email weekly releases to members of the media provided they have your most up-to-date email.

MEDIA AVAILABILITY

Monday: Head coach Tim Beck participates in the Sun Belt's weekly head coaches zoom teleconference each Monday morning.

*** NOTE THAT THE BELOW DAYS AND TIMES WILL CHANGE ON WEEKS WITH MIDWEEK GAMES. ***

Tuesday and Wednesday: Coaches and student-athletes will be available after practices on Tuesdays and Wednesdays between 11:30 a.m. - Noon (ET). Media members must provide a 24-hour notice and be approved ahead of time. Contact Rixon Lane (rlane1@coastal.edu) with ALL requests.
* Phone/Zoom interviews will be filled as his schedule permits.

Wednesday: Coastal's weekly press conference will be on Wednesdays at noon (ET) on Saturday game weeks. We will return to in-person interviews but will also have a zoom option. Contact Rixon Lane (rlane1@coastal.edu) for the zoom information each week.

Saturday (Gamedays): Postgame availability only. Members of the Coastal Carolina athletics media relations staff will escort media representatives to the appropriate postgame interview areas with five minutes remaining in the game. The Coastal Carolina locker room, home or away, is closed to the media at all times.

Following home games, Coastal Carolina head coach Tim Beck and select Chanticleer players will be brought to the team room for postgame press conferences. The team room is located on the third floor of the Marrio & Josh Norman Field House located on the North side of the stadium. Interview requests will be collected at the beginning of the fourth quarter.

For games in Conway, the opposing head coach will meet with the media directly outside of the locker room in the southeast corner of Brooks Stadium. A representative from the Coastal Carolina athletics media relations staff will be on hand to assist the media in finding this area. Interviews with the head coach and players from the visiting team will be based on the postgame policy of the visiting institution and SID.

MEDIA CREDENTIALS

Media credentials will be **LIMITED** again for the 2024 season and issued **ONLY** to working members of the media. Requests for media credentials for Coastal Carolina University home games should be made in writing (preferably email) to Assistant Director for Media Relations Royce Dunnivan (rdunnivan@coastal.edu).

Priority is given to daily newspapers (by circulation), television stations, and radio stations that program sports for more than half of their daily broadcast schedules. A credential does not guarantee a seat and access to the team bench area is prohibited at all times. Press credentials will **NOT** be issued to spouses, friends, or children.

Media members can claim credentials 90 minutes before each game at the **Media/ Staff Entrance Gate next to Gate 1** (next to the entrance of the Marrio & Josh Norman Field House). A photo ID is required.

Single-Game Requests: Requests must be made at least one week in advance of the contest. No credentials will be granted after Thursday of game week.

Media Parking: A limited number of media parking spaces at various locations around Brooks Stadium are available. Please include parking requests along with credential requests.

Press Box: The Brooks Stadium Press Box is located on the fourth floor of the east side of the stadium. It includes space for working members of the press, as well as scoreboard and play clock officials. Access to the press box is via the stairs and elevator on the east side of the stadium. In accordance with the working code of the College Sports Information Directors of America (CoSIDA) and the Football Writers Association of America (FWAA), the press box is a working area and cheering will be grounds for removal.

Sidelines: Photographers and videographers at practice and games are **NOT** permitted to use tripods. However, a monopod may be used. Photographers must shoot solely for the affiliation for which they are credentialed — photos are not to be taken for personal social media nor for any other distribution (players/family members, etc.) to ensure no NCAA regulations are being broken.

All media on the sidelines **MUST** have their credential in full display, stay within the designated dotted lines, and are restricted from being in either team bench area. Sideline media passes are good for the sidelines and access to the press box for a working area.


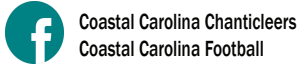
COLLEGEPRESSBOX.COM

CollegePressBox.com is an official media website for Coastal Carolina and Sun Belt Conference schools. Access and download weekly game notes, roster cards, statistics, media guides, coach or player head shots, and more for the Sun Belt and each of its member institutions throughout the season. Login information will be distributed to accredited media, or you can apply for a password by sending an E-Mail to password@collegepressbox.com. The login will also give you access to all 10 Football Bowl Subdivision conference partners and independents.

MEDIA INFORMATION

THE WEB AND SOCIAL MEDIA

The official website of Coastal Carolina athletics is updated daily with the latest on Chanticleer sports. It provides the most up-to-date schedules, rosters, statistics, and biographies on every student-athlete and coach. Fans and media are also encouraged to follow the team on its social media platforms. Coastal Carolina football will tweet live in-game updates during every game.



SBC FOOTBALL 365

SBC Football 365—the Sun Belt’s around-the-clock source for all things football will promote the conference’s 14 football programs year-round through video and written content. The SBC Football 365 page on SunBeltSports.org includes a 24/7 video player, alongside stadium tours, condensed games, and gameday central resources, such as game notes and where to watch links.



CHANTICLEERS ON THE AIR

Video: All of Coastal’s home games will be video streamed live this season as part of the Sun Belt television package on ESPN+ if not nationally televised.

Games that are scheduled to be video streamed can be found on the football schedule page at www.GoCCUsports.com.

Radio: All of Coastal’s football games will be aired on the radio in 2023. WRNN Hot Talk 99.5 FM will serve as the flagship home for Coastal Carolina football once again this season.

Audio of all Coastal football games can also be heard via an Internet stream at <https://wrnn.net/>



COACH BECK RADIO SHOW

The Coach Beck Radio show will take place at Chanti’s Pizza located at 104A Laurel Street and will air LIVE on the radio at WRNN Hot Talk 99.5 FM, on the WRNN 99.5 FM Myrtle Beach TuneIn App, and online at <https://wrnn.net/> on Tuesday nights from 6-7 p.m. ET this fall.

Fans are invited to attend the show live from Chanti’s Pizza each and every Tuesday night for food, fellowship, and football.

Show Dates

- August 27
- September 3
- September 10
- September 17
- September 24
- October 1
- October 8
- October 15
- October 22
- October 29
- November 5
- November 12
- November 19
- November 26



WHAT IS A CHANTICLEER?



A Chanticleer (SHON-ti-cleer) gives Coastal Carolina University one of the most unique nicknames in all of sports. Chanticleer comes from Chaucer’s Canterbury Tales and came to the University when it was a member of the University of South Carolina system.

A Chanticleer is a rooster who rules the barnyard with cunning and wit. His competitiveness never wanes as he battles to the end, using his brains to come out on top every time.

COASTAL CAROLINA BY THE NUMBERS

0

Coastal Carolina is one of only nine teams in FBS that has held opponents without a punt return yard this season.

4

Shane Bruce has four fumble recoveries in his career, one shy of tying the program record.

103.5

Through two home games, Coastal is averaging 103.5 percent capacity at home (20,699 fans).

115

Tray Taylor accounted for 115 all-purpose yards (70 receiving, 23 kick return, 22 rushing) against Virginia.

141

Coastal held Virginia to just 141 passing yards, the fewest for the Cavaliers since the 2023 opener against Tennessee.

A COASTAL WIN WOULD ...

- move Coastal to 170-90 all-time, including 12-6 in the Tim Beck era;
- make Coastal 5-3 in Sun Belt Conference openers;
- give Coastal at least four wins in its first five games for the fourth time in the last five seasons;
- give Coastal its second consecutive win over Old Dominion;
- move Coastal to 32-25 all-time in Sun Belt Conference games;

A COASTAL LOSS WOULD ...

- give Coastal consecutive home losses for the first time since November of 2018;
- be Coastal's second consecutive loss in its SBC opener;

TOP 25 POLLS

**AP TOP
25**

AP TOP 25

Rk	Team	Record	Points
1.	Alabama (40)	4-0	1549
2.	Texas (19)	5-0	1525
3.	Ohio State (4)	4-0	1445
4.	Tennessee	4-0	1356
5.	Georgia	3-1	1329
6.	Oregon	4-0	1216
7.	Penn State	4-0	1208
8.	Miami (FL)	5-0	1170
9.	Missouri	4-0	1085
10.	Michigan	4-1	913
11.	Southern Cal	3-1	854
12.	Ole Miss	4-1	799
13.	LSU	4-1	757
14.	Notre Dame	4-1	748
15.	Clemson	3-1	694
16.	Iowa State	4-0	656
17.	BYU	5-0	549
18.	Utah	4-1	467
19.	Oklahoma	4-1	428
20.	Kansas State	4-1	398
21.	Boise State	3-1	253
22.	Louisville	3-1	223
23.	Indiana	5-0	172
24.	Illinois	4-1	169
25.	UNLV	4-0	122



Coaches Poll

Rk	Team	Record	Points
1.	Texas (29)	5-0	1339
2.	Alabama (19)	4-0	1330
3.	Ohio State (7)	4-0	1281
4.	Tennessee	4-0	1163
5.	Georgia	3-1	1153
6.	Oregon	4-0	1090
7.	Penn State	4-0	1062
8.	Miami (FL)	5-0	981
9.	Missouri	4-0	948
10.	Michigan	4-1	792
11.	Ole Miss	4-1	743
12.	LSU	4-1	725
13.	Notre Dame	4-1	702
14.	Clemson	3-1	671
15.	Southern Cal	3-1	660
16.	Iowa State	4-0	500
17.	Oklahoma	4-1	470
18.	Utah	4-1	408
19.	BYU	5-0	375
20.	Kansas State	4-1	242
21.	Texas A&M	4-1	198
22.	Louisville	3-1	197
23.	UNLV	4-0	180
24.	Indiana	5-0	143
25.	Illinois	4-1	122

2024 STATISTICAL LEADERS

PASSING	GP	COMP-ATT-INT	YARDS	PCT.	TD	LONG	AVG./G
Ethan Vasko	4	45-84-2	734	53.6	4	65	183.5
Noah Kim	3	9-16-0	108	56.3	2	41	36.0

RUSHING	GP	ATT.	NET	AVG.	TD	LONG	AVG./G
Christian Washington	4	52	224	4.3	4	43	56.0
Ethan Vasko	4	42	214	5.1	2	22	53.5
Darren Lloyd	3	17	121	7.1	0	53	40.3
Braydon Bennett	2	16	97	6.1	3	17	48.5

RECEIVING	GP	NO.	YARDS	AVG.	TD	LONG	AVG./G
Tray Taylor	4	9	202	22.4	1	59	50.5
Jameson Tucker	4	10	173	17.3	2	37	43.3
Cameron Wright	4	8	94	11.8	1	24	23.5
Malick Meiga	4	4	91	22.8	0	46	22.8

TACKLES	GP	SOLO	ASSISTED	TOTAL	TFL/YDS	SACKS/YDS	INT
Shane Bruce	4	11	20	31	2.0 (-4)	--	--
Emmanuel Johnson	4	11	8	19	--	--	--
Wyatt Gedeon	4	7	9	16	--	--	--
Braylon Ryan	4	5	10	15	--	--	--

GAME NOTES

CHANTS ON THE GRIDIRON

• In its 22nd year of football, Coastal holds an all-time record of 169-90 (65.3%), including a 55-36 (60.4%) mark as an FBS program.

• The Chants have posted 14 winning seasons in 21 year of football.

• Coastal has had only five losing seasons in program history, including three during the Chants' first three seasons in FBS.

THE TIM BECK ERA

• **Tim Beck** was named the fourth head football coach in Coastal Carolina history on Dec. 4, 2022.

• An experienced leader with 35 years of coaching experience, Beck brought with him 18 years of Power 5 coaching experience to CCU, including spending the last 12 years as an offensive coordinator at Nebraska, Ohio State, Texas, and NC State.

• In his first season at the helm, Beck led the Chanticleers to an 8-5 record and a win over San Jose State in the EasyPost Hawai'i Bowl, making him just the second coach in Coastal Carolina football history to win a bowl game in his first season.

• The 2023 season was highlighted by Coastal's first win ever at App State, a rally to erase a 15-point deficit in a comeback win at Old Dominion, and a five-game winning streak in Sun Belt Conference play. Beck tied a program record for wins by a first-year head coach.

COASTAL RETURNERS

• Coastal's returning offensive starters include: wide receiver **Jameson Tucker**, tight end **Kendall Karr**, and offensive linemen **Zovon Lindsay**, **Nick Del Grande**, and **Zac Elam**.

• The Chanticleer return defensive starters: defensive lineman **Will Whitson**, bandit **Braylon Ryan**, linebacker **Shane Bruce**, defensive back **Matthew McDoom**, and safeties **Juan Powell** and **Tobias Fletcher**.

• In addition to its returning production on the field, Coastal returns its head coach and all 10 position coaches from last season.

NON-CONFERENCE NOTABLES

• Since 2018, Coastal is 21-5 (80.8%) in regular-season non-conference games.

• That stretch includes a 13-2 (86.7%) mark at home. The Chanticleers have had perfect regular season non-conference ledgers four times since the program's inception in 2003.

• Coastal Carolina won 13 consecutive non-conference regular-season games from 2019-22.

A WINNING TRADITION

• Coastal Carolina has been one of the best Sun Belt teams since joining the conference in 2017. The Chanticleers entered the season with 52 wins since 2017, fifth-most in the league. Coastal has the most wins of any team in the league since 2020 with 42.

• Coastal also leads the Sun Belt with 25 conference wins since 2020.

• During that stretch, the Chanticleers are 12-4 (75.0%) at home in Sun Belt play and 13-3 (81.3%) on the road.

2024 CCU CAPTAINS

• Coastal Carolina has named the captains for the 2024 season.

NO.	NAME	CLASS
1	Braydon Bennett	R-Sr.
1	Shane Bruce	R-Sr.
7	AJ Williams	Grad.
8	Jameson Tucker	R-Jr.
57	Zac Elam	Sr.

CONFERENCE EXPECTATIONS

• In the 2024 Sun Belt Conference Football Preseason Coaches Poll, the Chants were picked to finish third in the East Division.

• The Chanticleers garnered a total of 67 points to place ahead of Georgia Southern (50 points), Marshall (49), Old Dominion (32), and Georgia State (19).

• Texas State (92) was picked to win the West Division, receiving nine first-place votes.

2024 SUN BELT CONFERENCE FOOTBALL PRESEASON COACHES POLL

East Division

1. App State – 96 Points (12)
2. James Madison – 79 Points (2)
3. Coastal Carolina – 67 Points
4. Georgia Southern – 50 Points
5. Marshall – 49 Points
6. Old Dominion – 32 Points
7. Georgia State – 19 Points

West Division

1. Texas State – 92 Points (9)
2. Troy – 68 Points (4)
3. Louisiana – 66 Points (1)
4. Arkansas State – 65 Points
5. South Alabama – 54 Points
6. Southern Miss – 31 Points
7. ULM – 16 Points

POSTSEASON PROMINENCE

• Coastal Carolina has a strong history of being in the postseason, having advanced to a bowl game in four consecutive seasons and making six trips to the FCS Playoffs.

• Coastal is one of only 23 FBS programs to make a bowl game in each of the last four seasons, including one of only seven Group of Five programs and one of only three Sun Belt teams.

PRESEASON ACCOLADES

• Tight end **Kendall Karr** and defensive lineman **Will Whitson** both earned spots on the preseason All-Sun Belt second team.

• Karr made 12 starts last season after transferring in from North Carolina. He caught 23 passes for 239 yards and ranked second on the team with five receiving touchdowns.

• Whitson played in all 13 games in his first season at Coastal after transferring from Independence C.C. He recorded 42 tackles, including 19 solo stops, 5.0 tackles for loss, and five QB hurries, ranking second on the team with 3.0 sacks.

NEW CHANTS

• The Chanticleers have a total of 65 new players this season, highlighted by 34 transfers.

NEWCOMERS BREAKDOWN

LEVEL	TOTAL
Power 5	9
Group of 5	2
FCS	2
Other	13
Junior College	8
True Freshmen	31

NEW NUMBER, WHO THIS?

• Coastal has had a few returners from last season switch numbers this season.

Offense	2023 #	2024 #
Bryson Graves	84	4
Kyre Duplessis	83	6
Jameson Tucker	82	8
Brooks Johnson	34	11
Ethan Vasko	16	15
Cane Berrong	81	18
Darren Lloyd	23	25
Nathan Schuessler	27	82

Defense	2023 #	2024 #
Abraham Temoney III	19	5
Matthew McDoom	16	11
Avyonne Jones	9	12

Special Teams	2023 #	2024 #
Nate Merchant	35	43

GAME NOTES

HASHTAG #WINNING

• With their 3-1 record this season, the Chants are 42-13 overall since the start of the 2020 season.

• The 42-13 record since the start of the 2020 season is tied for the seventh-most wins in all of FBS football, behind only Georgia, Alabama, Michigan, Ohio State, Liberty, and Notre Dame.

Best Record Since 2020

TEAM	OVERALL
Georgia	53-4
Alabama	52-6
Michigan	45-8
Ohio State	43-7
Liberty	43-12
Notre Dame	43-12
Coastal Carolina	42-13
Clemson	42-13
UTSA	41-16
Oklahoma State	40-16

*Since the start of the 2020 season

CHANTS IN PRIME TIME

• Coastal Carolina is scheduled to play at least three nationally-televised games this season.

Nationally Televised Games (Scheduled)

08/29/24	at Jacksonville State	CBS Sports Network
10/10/24	at James Madison	ESPN2
11/07/24	Appalachian State	ESPN/ESPN2

TV CHANTS

• The Chanticleers are no strangers to playing on the national stage, as 33 of their last 55 games in the past four seasons have been carried live on national television.

Chants on National TV

DATE	OPPONENT	NETWORK
09/12/20	at Kansas	Fox Sports 1 (FS1)
09/18/20	Campbell	ESPN
10/03/20	Arkansas State	ESPN2
10/14/20	at #21 Louisiana	ESPN
10/24/20	Georgia Southern	ESPNU
10/31/20	at Georgia State	ESPNU
11/07/20	South Alabama	ESPNU
11/21/20	Appalachian State	ESPN
11/21/20	#8 BYU	ESPNU
12/26/20	vs. #23 Liberty	ESPN
09/10/21	Kansas	ESPN2
09/18/21	at Buffalo	ESPN2
10/07/21	at Arkansas State	ESPNU
10/20/21	at Appalachian State	ESPN2
10/28/21	Troy	ESPN2
12/17/21	vs. Northern Illinois	ESPN2
09/22/22	at Georgia State	ESPNU
10/15/22	Old Dominion	ESPNU
10/29/22	at Marshall	NFL Network
11/03/22	Appalachian State	ESPN
11/12/22	Southern Miss	ESPNU
11/26/22	at James Madison	ESPNU

12/03/22	at Troy	ESPN
12/27/22	vs. East Carolina	ESPN
09/02/23	at UCLA	ESPN
09/21/23	Georgia State	ESPN
09/30/23	at Georgia Southern	NFL Network
10/10/23	at Appalachian State	ESPN2
10/28/23	Marshall	NFL Network
11/18/23	at Army	CBS Sports Network
11/25/23	James Madison	ESPN2
12/23/23	vs. San Jose State	ESPN
08/29/24	at Jacksonville State	CBS Sports Network

NEW SEASON, NEW FOES

• Coastal Carolina faces three first-time opponents in William & Mary, Temple, and Virginia. The Chanticleers will face these three new foes in consecutive weeks, hosting William & Mary and Virginia with a road trip to Temple.

• The Chants split two games with new opponents last season, opening the season with a loss at UCLA and defeating Duquesne.

First-Time Opponents in 2024

DATE	OPPONENT	RESULT
09/07/24	William & Mary	W, 40-21
09/14/24	at Temple	W, 28-20
09/21/24	Virginia	L, 24-43

• Since 2019, Coastal is 11-3 versus first-time foes.

CCU Versus First-Time Opponents Since 2019

DATE	OPPONENT	RESULT
08/31/19	Eastern Michigan	L, 23-30
09/07/19	at Kansas	W, 12-7
09/14/19	Norfolk State	W, 46-7
12/05/20	#8 BYU	W, 22-17
09/18/21	at Buffalo	W, 28-25
12/17/21	vs. Northern Illinois	W, 47-41
09/03/22	Army	W, 38-28
10/29/22	at Marshall	W, 24-13
11/12/22	Southern Miss	W, 26-23
12/27/22	vs. East Carolina	L, 29-53
09/02/23	at UCLA	L, 13-27
09/16/23	Duquesne	W, 66-7
09/07/24	William & Mary	W, 40-21
09/14/24	at Temple	W, 28-20
09/21/24	Virginia	L, 24-43

TOUGH SLATE AHEAD

• After being one of only two teams in FBS football to have every opponent they faced in 2023 qualify for the postseason, the Chants' 2024 slate shapes up to be just as challenging.

• Coastal will play nine teams that went to bowl games in 2023, including all eight of its Sun Belt Conference opponents.

• The Chants' 2024 schedule features 10 teams

that concluded the 2023 regular season with a record of .500 or better, with Temple and Virginia being the only exceptions.

• Of the four teams on Coastal's schedule that won nine or more games last season, CCU goes on the road to face three of them (Jacksonville State, James Madison, and Troy) while getting to host just one (Appalachian State).

Regular-Season Opponents 2023 Records

DATE	OPPONENT	2023 Record
08/29/24	at Jacksonville State	9-4
09/07/24	William & Mary	6-5
09/14/24	at Temple	3-9
09/21/24	Virginia	3-9
10/05/24	Old Dominion	6-7
10/10/24	at James Madison	11-2
10/19/24	Louisiana	6-7
11/02/24	at Troy	11-3
11/07/24	Appalachian State	9-5
11/16/24	at Marshall	6-7
11/23/24	Georgia Southern	6-7
11/30/24	at Georgia State	7-6

EIGHT IS GREAT

• After finishing last season with an 8-5 record, Coastal Carolina enters 2024 as one of only seven teams in the country to win at least eight games in each of the last four seasons.

FBS Teams With 8+ Wins From 2020-23

TEAM	RECORDS
Alabama	13-0, 13-2, 11-2, 12-2
Clemson	10-2, 10-3, 11-3, 9-4
Coastal Carolina	11-1, 11-2, 9-4, 8-5
Georgia	8-2, 14-1, 15-0, 13-1
Liberty	10-1, 8-5, 8-5, 13-1
N.C. State	8-4, 9-3, 8-5, 9-4
Notre Dame	10-2, 11-2, 9-4, 10-3

• Coastal is the only team to register eight or more wins in each of the last four seasons while competing in a Group of Five conference.

COASTAL VERSUS THE POWER 4

• Coastal Carolina is 3-9 all-time versus teams out of the Power 4 conferences, with the three wins coming over Kansas in three of the last five years.

DATE	POWER 5 FOE	RESULT
08/30/08	at #22 Penn State	L, 10-66
10/31/09	at Clemson	L, 3-49
09/04/10	at #25 West Virginia	L, 0-31
09/17/11	at Georgia	L, 0-59
11/23/13	at #11 South Carolina	L, 10-70
11/04/17	at Arkansas	L, 38-39
09/01/18	at South Carolina	L, 15-49
09/07/19	at Kansas	W, 12-7
09/12/20	at Kansas	W, 38-23
09/10/21	Kansas	W, 49-22
09/02/23	at UCLA	L, 13-27

GAME NOTES

09/21/24 Virginia L, 24-43

- After losing each of their first seven contests versus Power 4 opponents, including the first five as an FCS member (2003-15), CCU won three straight games versus Power 4 foes before losing at UCLA.

NO PLACE LIKE HOME

- The iconic “Surf Turf” at Brooks Stadium has become one of the most difficult places in the nation for opponents to win.

- Since 2020, Coastal boasts a remarkable 23-5 (82.1%) record in home games.

- CCU is tied for the 12th-most home wins since 2020 in all of FBS, trailing only Alabama, Clemson, Ohio State, UTSA, Michigan, Oklahoma State, N.C. State, Liberty, Oklahoma, Ole Miss, and Missouri.

- Since 2020, the Chanticleers have won as many home games as Georgia, Oregon, and Memphis.

- Coastal has more home wins since 2020 than Utah (22), Texas (21), SMU (20), West Virginia (19), and Fresno State (18).

SCOUTING THE MONARCHS OF OLD DOMINION

- Old Dominion is 1-3 and coming off a 30-27 win over Bowling Green.

- Quarterback Grant Wilson has thrown a touchdown pass in 10 consecutive games for the Monarchs.

- Through four games, Old Dominion’s defense is tied for second in the Sun Belt Conference with six interceptions.

- Saftey Jahron Manning became the first Monarch since 2014 to record two interceptions in a game with two picks against East Carolina.

- Running back Aaron Young leads the ODU ground game 280 yards on 70 carries and two touchdowns so far this season, ranking third in the conference with 70.0 rushing yards per game.

- Linebacker Koa Naotala leads the Sun Belt with 10.3 tackles per game, the only player in the conference averaging double-digit stops per contest.

- Old Dominion enters the game with three of the conference top-four tacklers as Manning (9.3) and fellow linebacker Mario Thompson (9.0) rank second and fourth in the league.

- Old Dominion has blocked 13 kicks since the

start of the 2021 season, including two so far this year.

- ODU had not scored a touchdown on its opening possession and had given up a touchdown on its opponents’ first drive in each of its first three games before the Monarchs found the end zone and held Bowling Green off the board in the first possessions last Saturday.

- Linebacker Jason Henderson led the nation with 14.2 tackles last season, but has not played since the season opener against South Carolina.

- Backup quarterback Colton Joseph led the Monarchs on their 13-play, 79-yard game-winning drive against Bowling Green in the closing minutes of the fourth quarter.

- Tight end Pat Conroy caught three passes for 99 yards and two touchdowns in the win over Bowling Green.

- Kicker Ethan Sanchez connected on a 53-yard field goal in the win over Bowling Green, the longest of his career and the second-longest in program history.

- Defensive lineman Kris Trinidad notched a career-high 2.5 tackles for loss and forced a fumble against the Falcons.

- Offensive linemen Stephon Dubose-Bourne, Santana Saunders, and Zach Barley each made their first career starts last weekend.

OFFENSIVE NOTES

GO TO GRAVES

- Wide receiver **Bryson Graves** had a career day for the Chanticleers against Virginia.
- Graves hauled in four catches for 40 yards, both career highs, and scored his first collegiate touchdown on a 15-yard reception.

BALL SECURITY

- After losing a fumble and throwing an interception in the season opener against Jacksonville State, the Chanticleers did not commit in turnover in either of their last two games.
- Coastal had not gone back-to-back games without a turnover since 2021, when the Chants had zero turnovers in consecutive games against Arkansas State and Appalachian State.
- CCU has not gone three consecutive games without a turnover since the last game of the 2019 season and the first two contests of 2020.

DOUBLE DOSE

- **Christian Washington** recorded two rushing touchdowns for the second consecutive game against Temple.
- With his 15-yard run and his five-yard run against the Owls, Washington became the first Chanticleer to rush for multiple touchdowns in back-to-back games since Shemari Jones rushed for a pair of scores against Arkansas State and Appalachian State in 2021.

BACK-TWO-BACK

- Washington became the second Chanticleer in as many weeks to score two rushing touchdowns last Saturday in Coastal's 40-21 win over William & Mary, following up **Braydon Bennett's** two-touchdown performance against Jacksonville State in the season opener.
- Coastal had not had two different players score multiple rushing touchdowns in consecutive games since the first two contests of 2021, when Shermari Jones and Reese White rushed for two each against The Citadel and White ran for three the following week against Kansas.

CENTURY MARK FOR CHRISTIAN

- Washington also totaled a career-high 100 yards rushing on 16 carries against the Tribe.
- Washington became the first Chanticleer to rush for 100 yards since Vasko's 170-yard outing last season against Old Dominion and the first CCU running back to tally 100 yards since Bennett in 2023 against Georgia Southern.

LONGEST DRIVE

- Coastal tied a program record with a 99-yard touchdown drive against the Tribe.
- The nine-play, 99-yard march, which culminated in a four-yard touchdown run from **Braydon Bennett**, was the seventh 99-yard drive in Chanticleer history and the first since 2021 when the Chants covered 99 yards in two plays against Arkansas State.

VASKO MAKES A STATEMENT

- After earning the start in the season opener, quarterback **Ethan Vasko** picked up where he left off in 2023.
- Vasko accounted for 288 total yards and three total touchdowns in Coastal's 55-27 win at Jacksonville State.
- The redshirt sophomore earned his first Sun Belt Conference Offensive Player of the Week award, completing 12-of-19 passes for 249 yards and two touchdowns while rushing 12 times for 39 yards and one score.
- His 249 yards passing and his 63.2 percent completion percentage were both the second-highest marks during his tenure as Coastal's starter.

GROUND AND POUND

- Coastal's rushing attack racked up 294 yards on the ground in the season-opening win at Jacksonville State.
- The 294 yards were the most for the Chants in a single game since Nov. 26, 2021, when Coastal ran for 315 yards in a win over South Alabama.

OFFENSIVE IDENTITY

- Coastal enters year two of head coach **Tim Beck** and offensive coordinator **Travis Trickett's** multiple set system.
- The Chanticleers rounded into form offensively as the year progressed in 2023, averaging 29.4 points per game during their five-game winning streak in the middle of the season.
- Coastal's balanced attack registered at least 100 yards rushing and 250 yards passing in nine games, six of which ended in Chanticleer victories.

TEAL TARGETS ONLY

- Despite playing four different quarterbacks in 2023, Coastal Carolina ended the season ranked 19th nationally with a 66.6% completion percentage.
- The Chanticleer quarterbacks tossed single-digit incompletions in six games and did

not throw an interception in eight contests, registering just two multi-interception games all season.

QB COMPETITION

- Coastal Carolina's offseason featured an open competition for the starting quarterback job between returner **Ethan Vasko** and transfer **Noah Kim**.
- Vasko led the Chanticleers to three wins in four starts last season, tossing seven touchdowns against just one interception, while Kim was 2-3 last season as a starter at Michigan State, throwing six touchdowns and six interceptions.

GREAT WALL OF CONWAY

- Coastal Carolina's offensive line ranked 24th nationally and led the Sun Belt Conference in sacks allowed per game in 2023, surrendering 1.31 sacks per contest.
- After giving up seven sacks in the first two games of the 2023 campaign, the Chanticleers allowed just 10 over the final 11 games.

CLOCK CONTROL

- Coastal won the time of possession battle in nine games last season, going 7-2 in those contests.
- The Chanticleers held the ball for an average of 31:50, which ranked 23rd in the nation among FBS teams.
- Coastal's season-high mark came in the Hawai'i Bowl, when the Chanticleers held the ball for 37:16 in a win over San Jose State

- Coastal's lone win in a game where it trailed in time of possession was against Duquesne, when the big-play Chants racked up 66 points despite havin the ball for just 26:15.

TOTAL OFFENSE

- Coastal Carolina tallied at least 325 yards of total offense in every game during the 2023 season.
- 2023 marked the first time Coastal's offense surpassed the 325-yard mark in every game since 2015.
- The Chants' season-high total came in a road win against Appalachian State as Coastal finished with 569 yards of offense, the most for the Chanticleers since a 685-yard outburst against Arkansas State in 2021.

AERIAL ATTACK

- Coastal's offense orchestrated one of the most prolific passing campaigns in program history

OFFENSIVE NOTES

in 2023.

- The Chanticleers completed 273 passes, the second-most in program history behind only the 2014 squad’s mark of 277.
- CCU averaged 261.6 yards per game through the air, ranking fourth in program history and becoming one of only four Coastal Carolina teams to average over 250 yards per contest in a season.
- The Chants finished the season with 3,401 passing yards, fourth-most in program history and just 69 yards shy of tying the single-season record.
- CCU’s 66.6 percent completion percentage tied for the second-highest in program history, trailing only the 2021 mark of 70.5 percent.

RISING KARR

- Tight end **Kendall Karr** enters the season as Coastal’s lone preseason all-Sun Belt representative on offense.
- The former transfer from North Carolina made an instant impact on the Chanticleer offense in 2023.
- In his first season as a starter, Karr caught 23 passes for 239 yards and ranked second on the team with five touchdown receptions.

- The Chanticleers were 5-0 in the five games that Karr caught a touchdown.

3RD DOWN EFFICIENCY

- The offense converted 44.2 percent of its third-down opportunities in 2023, which ranked third in the Sun Belt and 28th in the nation.
- The Chanticleers converted at least four third-down attempts in every game last season, the first time the Chants had done so since 2008.
- Coastal Carolina converted at least half of its third-down attempts in five games (UCLA, Duquesne, Appalachian State, Texas State, San Jose State) and had eight successful conversions in four games (UCLA, Jacksonville State, Texas State, San Jose State).

MULTI-PURPOSE BACK

- Running back **Braydon Bennett** has 1,952 career all-purpose yards.
- Despite playing just two full seasons due to injuries, Bennett is less than 800 yards away from ranking in Coastal’s top-10 in career all-purpose yards.

Bennett’s Career Statistics

	Rush Yds	Rec Yds.	KR Yds.	TDs
2020	47	0	0	1
2021	636	295	23	9
2022	83	86	73	0
2023	407	200	0	5
2024	97	5	0	3
Total	1,270	586	96	18

- Bennett ran for a season-high 114 yards last season against Georgia Southern and tallied a career-high 63 yards receiving while adding 64 yards rushing against Appalachian State.

JAMESON’S JOURNEY

- Wide receiver **Jameson Tucker** emerged as the best big-play threat in Coastal history last season.
- The former walk-on set a program record with 21.2 yards per reception in 2023.
- On the year, Tucker caught 20 passes for 423 yards and three touchdown
- Tucker had a catch of at least 25 yards in seven different games, while his three touchdown receptions covered 27, 51, and 31 yards.

GRANDE EXPECTATIONS

- Left tackle **Nick Del Grande** proved to be a standout performer in his first season as a starter on the Chanticleer offensive line.
- As a redshirt freshman, Del Grande started 12 games at left tackle and was earned all-Sun Belt Honorable Mention honors.
- Del Grande helped anchor one of the most sack-averse offenses in FBS football.

DEFENSIVE NOTES

ON THE PROWL

• Linebacker **Shane Bruce** tied his career high in tackles against Virginia, tallying 11 total stops for the third time in his career.

• Bruce made 20 combined tackles against Temple and Virginia, the most of any two-game stretch in his career.

PHILLY SPECIAL

• Coastal Carolina recorded its third defensive touchdown in as many games and its first pick-six last Saturday at Temple.

• Safety **Xamarion Gordon** snagged a pass that defensive lineman **Deamontae Diggs** deflected and returned it 29 yards for a Chanticleer touchdown.

• The touchdown was the first career score for the Southern Cal transfer and Coastal's first interception return for a touchdown since JT Killen and **Tobias Fletcher** returned a pair of picks for scores against Duquesne in 2023.

DIGGS' DAY

• Along with the pass deflection that led to the touchdown, Diggs notched six tackles, 1.0 tackle for loss, and 1.0 sack.

• The Youngstown State transfer recorded season-highs in all three categories.

SCOOP AND SCORE

• Defensive back **Matthew McDoom** recovered a fumble in the third quarter against William & Mary and returned it 24 yards for a touchdown.

• The score marked Coastal Carolina's second defensive touchdown of the season and their fifth in the last two years.

• McDoom, who also recorded an interception at Jacksonville State, now has two career touchdowns, adding to his 2022 kickoff return for a 95-yard score against Gardner-Webb.

CASH-ING IN

• Bandit **Joah Cash** had one of his most productive games as a Chanticleer against William & Mary.

Cash recorded 1.5 tackles for loss and 1.5 sacks, tying his career high for TFLs and setting a new career-best in sacks.

FINDING THE END ZONE

• Coastal Carolina's defense opened the 2024 season with a touchdown in the season opener.

• Defensive lineman **Will Whitson's** strip sack in the first quarter against Jacksonville State was recovered by fellow defensive lineman **Clev Lubin**, who returned the loose ball 17 yards for

a score.

MONEY DOWN DOMINANCE

• Coastal held Jacksonville State to just 1-of-9 on third-down conversions in the season opener.

• The performance marked the fewest third-down conversions allowed by the Chanticleers since Oct. 31, 2020, when Coastal held Georgia State to a 1-of-10 showing on third down.

A BIG TURNAROUND

• After surrendering 31.8 points per game in 2022, the 2023 Chanticleer defense held opponents to over a touchdown less per contest, allowing 23.8 points per game in its first season under defensive coordinator **Craig Naivar**.

• The Chanticleers prevented five opponents from scoring 20 points, the first time Coastal had achieved that in a season since 2020.

• Coastal Carolina improved from the 12th-best scoring defense in the Sun Belt Conference in 2022 to the third-best in 2023.

NO-FLY ZONE

• Coastal Carolina's defense picked off 14 passes during the 2023 season, second-most in the Sun Belt and 19th-most in the nation.

• The Chanticleers tallied multiple interceptions in four games last season, picking off Marshall four times, recording three interceptions against UCLA and Duquesne, and nabbing two picks against Arkansas State.

• Coastal returned its 14 interceptions for 283 yards, the second-most in program history, led by safety **Tobias Fletcher's** school-record 138 return yards.

• The Chants averaged 20.2 yards per interception, highlighted by Fletcher's 100-yard return for a touchdown against Duquesne.

RIISING UP IN THE RED ZONE

• Coastal Carolina ranked 24th nationally in red-zone defense last season, holding opponents without a score on 22.4 percent of their trips inside the Chanticleer 20-yard line.

• The Chanticleers forced five missed field goals, three turnovers on downs, two interceptions, and one fumble inside the red zone.

TURNOVER TIME

• Coastal's defense recorded 20 turnovers in 2023 to rank second in the Sun Belt and 23rd in the nation.

• The Chants forced a turnover in 11 of their

13 games and caused multiple turnovers in six different contests (UCLA, Duquesne, Arkansas State, Marshall, Army, San Jose State).

RESTRICTED AIR SPACE

• The Chanticleers improved their pass defense from 284.5 yards per game in 2022 to 211.8 yards per game in 2023, a difference of 72.7 yards per contest.

• The Chants held five different opponents to less than 200 yards passing and only allowed four teams to surpass the 300-yard mark through the air.

• Coastal allowed 20 or more pass completions just three times during the 2023 season.

DEFENSE INTO OFFENSE

• Coastal Carolina was one of only 28 defenses in FBS football to score three touchdowns during the 2023 campaign.

• Coastal returns two defenders responsible for touchdowns last season.

• **Tobias Fletcher** returned an interception 100 yards for a score against Duquesne and **Abraham Temoney III** recovered a fumble for a two-yard return touchdown against Georgia State.

BRUCE LEADS 'BACKERS

• Linebacker **Shane Bruce** anchors Coastal's linebacking corps as its leading performer from last season.

• Bruce ranked fifth on the squad with 52 total tackles as he made 20 solo stops and 32 assisted tackles. Bruce also added 2.0 tackles for loss, four pass breakups, two forced fumbles, and one interception.

A WILL AND A WAY

• Defensive lineman **Will Whitson** enters the 2024 season as Coastal Carolina's most decorated defender.

• During the offseason, Whitson was named to the preseason All-Sun Belt second team, the Reese's Senior Bowl Watch List, the East-West Shrine 1000 List, the Phil Steele preseason All-Sun Belt first team, and the Athlon Sports preseason All-Sun Belt fourth team.

NEW FACES IN IMPORTANT PLACES

• Coastal is breaking in a host of new players in the trenches on defense.

• Of the 21 combined defensive linemen and bandits on the roster, 13 are new to the Chanticleer program.

• Whitson and **Braylon Ryan** are the top

DEFENSIVE NOTES

returners on the defensive line, combining for 68 total tackles last season

MCDOOM ISLAND

- Defensive back **Matthew McDoom** became just the ninth Chanticleer ever to record double-digit pass breakups last season.
- McDoom finished the year with 10 pass breakups, tying for fifth on Coastal's single-season record list and coming just two of tying the program record.
- McDoom tied Coastal Carolina's single-game record in the EasyPost Hawai'i Bowl against San Jose State, becoming just the fourth Chant ever to breakup four passes in a single game.

RELIABLE RETURNERS

- The Coastal defense will rely on several key returners from last season, including six of the top 11 tacklers from last season highlighted by safety **Juan Powell** and linebacker **Shane Bruce**.

LEADING TACKLERS RETURNING IN 2024

Chant	GP	SOLO	ASST	TOTAL
Juan Powell (S)	11	31	24	55.0
Shane Bruce (LB)	11	20	32	52.0
Will Whitson (DL)	13	19	23	42.0
Abraham Temoney III (S)	12	24	13	37.0
Tobias Fletcher (S)	13	22	14	36.0
Wyatt Gedeon (LB)	11	12	16	28.0

SPECIAL TEAMS NOTES

RECORD NIGHT FOR HENSLEY

- **Kade Hensley** tied a pair of Coastal Carolina single-game records in the Chants' victory over William & Mary.
- Hensley scored 16 points to tie Josh Hoke's record set in 2004 against North Greenville and connected on four field goals, tying the record set by Hoke in 2006 versus Elon and tied by Ryan Granger against Hampton in 2016.

BLOCK PARTY

- **Ibrahim Diawara** contributed Coastal's first blocked punt of 2024 in the second quarter against William & Mary.
- The blocked punt was the first for the Chanticleers since Alex Spillum's against Georgia Southern in 2021.

TOUCHBACK TIME

- **Liam Gray** set Coastal Carolina's single-season touchback record with 43 last season, breaking the previous record of 28 set by Josh Hoke in 2005.
- Gray is Coastal's career touchback leader with 83, besting Hoke's previous program record of 62.

HENSLEY COMES THROUGH IN THE CLUTCH

- Hensley became just the third player in program history to be perfect on at least 20 extra points in a season in 2023, converting all 26 of his PATs.
- Hensley comes into the season as the most accurate extra-point kicker in program history, having made 72 of his first 72 PAT attempts.
- Hensley currently sits in third place on Coastal's career field-goal percentage list, making 18-of-24 field goals (75.0%) in his first three seasons with the program.

EMILE EMERGES

- **Emile Sebafundi** made a strong debut as Coastal's punter in the season-opening win over Jacksonville State.
- Sebafundi twice pinned the Gamecocks inside the 15-yard line, uncorking a 46-yard punt that was down at the three-yard line on his first kick and forcing a fair catch at the 11-yard line on his second attempt.

LONG SNAPPER BATTLE

- The Chanticleers will be breaking in a new starting long snapper in 2024 as **Blake Arnoult**, **John Kirkpatrick**, and **Nate Merchant** battle for the job.
- Arnoult is the new face in the group after

being named a two-time all-conference performer at Division II Newberry.

- Kirkpatrick has the most experience at Coastal, playing in two games during the 2023 season.
- Merchant has not appeared in a game during his first two seasons at Coastal Carolina.

PUNTING DUEL

- Coastal Carolina is also debuting a new punter in 2024 as **Mack West** and **Emile Sebafundi** fight for the starting role.
- West is a familiar face on the Chanticleer special teams unit, having appeared in Coastal's last 26 games as a holder and attempting four punts during the 2022 season.

- Sebafundi is a transfer from Australia, where he played for the Blackburn Football Club.

RETURNER ROLE

- Five different Chanticleers enter the new season with experience at returning kicks.
- Running back **Ja'Vin Simpkins** was Coastal's primary kick returner in 2023, averaging 18.8 yards per return on 21 attempts.
- Wide receiver **Bryson Graves** and safety **Tobias Fletcher** combined for five punt returns last season, with Graves returning three punts and Fletcher returning two.
- Defensive back **Matthew McDoom** did not return a kick in 2023, but averaged 22.6 yards per kick return on 20 attempts in 2022, including a 95-yard touchdown return against Gardner-Webb.
- Running back **Braydon Bennett** returned five kicks in 2022, but did not factor into Chanticleer kick returns in 2023.
- Wide receiver **Tray Taylor** is expected to be a contender for return duties after being named a second-team All-SWJCFC return specialist at Tyler J.C. in 2023.

EXTRA POINTS

RECENT GRADUATES

- The 2023 Coastal Carolina roster has a total of 12 student-athletes that have already received a degree.

Chant Grads

- Braydon Bennett (RB)
- Shane Bruce (LB)
- Kyre Duplessis (WR)
- Zac Elam (OL)
- Emmanuel Johnson (DL)
- Kendall Karr (TE)
- Zovon Lindsay (OL)
- Donavan Manson (OL)
- Nino Mastromatteo (DB)
- Braylon Ryan (BANDIT)
- Abraham Temoney III (S)
- Tyler Wagner (OL)

#PROCHANTS

- The Chanticleers will have a handful of former players playing professionally this season in the NFL, USFL, CFL, and overseas.

NFL

- Lance Boykin Seattle Seahawks
- C.J. Brewer Tampa Bay Buccaneers
- Anthony Chesley Tampa Bay Buccaneers
- Jerrod Clark Los Angeles Chargers
- Jeffrey Gunter Cincinnati Bengals
- Tarron Jackson Philadelphia Eagles
- Isaiah Likely Baltimore Ravens

USFL

- Shermari Jones Houston Gamblers
- CJ Marable Birmingham Stallions

CFL

- Jaivon Heiligh Winnipeg Blue Bombers
- Enock Makonzo Edmonton Elks
- Tyler Roberts Calgary Stampeders

XFL

- Silas Kelly Seattle Sea Dragons

EUROPEAN LEAGUE OF FOOTBALL

- Alex Spillum Berlin Thunder

2024 PRESEASON HONORS

BRAYDON BENNETT – R-SR., RB

- 2024 East-West Shrine 1000 List
- 2024 College Football Network Preseason All-Sun Belt First Team
- 2024 Athlon Sports Preseason All-Sun Belt Fourth Team

SHANE BRUCE – R-SR., LB

- 2024 Phil Steele Preseason All-Sun Belt Third Team
- 2024 Athlon Sports Preseason All-Sun Belt Fourth Team

NICK DEL GRANDE – R-SO, OL

- 2024 Phil Steele Preseason All-Sun Belt First Team
- 2024 Athlon Sports Preseason All-Sun Belt Second Team
- 2024 College Football Network Preseason All-Sun Belt Honorable Mention

ZAC ELAM – SR., OL

- 2024 College Football Network Preseason All-Sun Belt Honorable Mention

TOBIAS FLETCHER – SR., S

- 2024 Athlon Sports Preseason All-Sun Belt Fourth Team

WYATT GEDEON – SO., LB

- 2024 College Football Network Preseason All-Sun Belt Third Team

LIAM GRAY – R-JR., K

- 2024 College Football Network Preseason All-Sun Belt Second Team

KENDALL KARR – SO., TE

- 2024 Preseason All-Sun Belt Second Team
- 2024 College Football Network Preseason All-Sun Belt Honorable Mention

ZOVON LINDSEY – GR., OL

- 2024 Phil Steele Preseason All-Sun Belt Second Team
- 2024 Athlon Sports Preseason All-Sun Belt Fourth Team

MATTHEW MCDOOM – JR., CB

- 2024 Phil Steele Preseason All-Sun Belt Second Team
- 2024 Athlon Sports Preseason All-Sun Belt Second Team

JUAN POWELL – GR., NICKEL

- 2024 Athlon Sports Preseason All-Sun Belt Third Team
- 2024 Phil Steele Preseason All-Sun Belt Fourth Team

JA'VIN SIMPKINS – SO., RB

- 2024 Phil Steele Preseason All-Sun Belt Fourth Team

ABRAHAM TEMONEY III – GR., S

- 2024 East-West Shrine 1000 List

JAMESON TUCKER – R-JR., WR

- 2024 Athlon Sports Preseason All-Sun Belt Fourth Team

WILL WHITSON – GR., DL

- 2025 Reese's Senior Bowl Watch List
- 2024 East-West Shrine 1000 List
- 2024 Phil Steele Preseason All-Sun Belt First Team
- 2024 Preseason All-Sun Belt Second Team
- 2024 Athlon Sports Preseason All-Sun Belt Fourth Team

QUICK FACTS

UNIVERSITY INFORMATION	
Name of School	Coastal Carolina University
	* Coastal Carolina, Coastal, or CCU
Location	Conway, S.C.
Founded	1954
Enrollment	10,695
Nickname	Chanticleers
Pronunciation of Nickname	SHON-ti-cleers
Mascot	Chauncey
School Colors	Teal, Bronze, and Black
Affiliation	NCAA Division 1 FBS
Conference	Sun Belt Conference
University President	Michael T. Benson, D.Phil.
Alma Mater	BYU (1990)
V.P. of Intercollegiate Athletics	Chance Miller
Alma Mater	Tennessee (2004)
Athletic Department Phone	843-349-2820
Ticket Office Phone	843-347-8499
University Website	www.coastal.edu
Athletics Website	www.GoCCUsports.com
Conference Website	www.sunbeltsports.org

STADIUM INFORMATION

Stadium Name	Brooks Stadium
Field Name	Benton Field
Surface	Artificial Turf (Teal "Surf Turf")
Capacity	20,000
Press Box Phone	843-234-3404
First Year	2003
Renovations	2006, 2010, 2012, 2017, 2019
First Game	Sept. 6, 2003 (Coastal 21, Newberry 14)
Largest Crowd	21,324 (Oct. 28, 2023 - CCU 34, Marshall 6)
Record at Stadium	94-34 (.734)
Most Consecutive Wins at Stadium	13 (2012-14)

COASTAL CAROLINA FOOTBALL HISTORY

First Year	2003
All-Time Record	169-90 (.653)
All-Time Conference Record	75-46 (.620)
Sun Belt Conference (2017-present)	31-25 (.554)
Big South Conference (2003-15)	44-21 (.677)
NCAA FBS All-Time Bowl Game Record	2-2 (.500)
Years in a NCAA FBS Postseason Bowl Game	4
	2020 • 2021 • 2022 • 2023
NCAA FCS All-Time Playoff Record	4-6 (.400)
Years in NCAA FCS Playoffs	6
	2006 • 2010 • 2012 • 2013 • 2014 • 2015
Conference Championships	9
	2004 • 2005 • 2006 • 2010 • 2012 • 2013 • 2014 • 2016* • 2020

*Football Transition Committee Conference Champions

COASTAL CAROLINA COACHES

Tim Beck	Head Coach (Second Season)
Overall Record at Coastal	11-6
Overall Career Record	11-6
Travis Trickett	Offensive Coordinator / QB
Craig Naivar	Defensive Coordinator / Safeties
Dan Carrel	Co-Defensive Coordinator / LB
Josh Miller	Special Teams Coordinator / OLB
Jimmy Brumbaugh	Defensive Run-Game / DL
Xavier Dye	Running Backs
Curtis Fuller	Cornerbacks
Perry Parks	Wide Receivers
Kriss Proctor	Tight Ends/Pass Game Coord.
Derek Warehime	Offensive Line/Run Game Coord.
Quinn Barham	Speed, Strength, and Conditioning

FUTURE NON-CONFERENCE SCHEDULES

2025
 8/30 – at Virginia
 9/6 – Charleston Southern
 9/13 – East Carolina
 11/22 – at South Carolina

2026
 9/3 – at Delaware
 9/12 – Fordham
 9/19 – Temple

2027
 9/18 – Liberty

2028
 9/9 – at East Carolina
 10/14 – at Liberty

2029
 9/22 – Delaware
 9/29 – at Liberty

2030
 9/28 – Liberty

2033
 9/17 - at BYU

ON THIS DATE IN CCU FOOTBALL HISTORY

- The Chanticleers' game with Old Dominion will be the first time the Chants have played on Oct. 5.

SUN BELT BOWL TIE INS



CAMELLIA BOWL
 Saturday, December 14
 9 p.m. ET
 ESPN



MYRTLE BEACH BOWL
 Monday, December 23
 11 a.m. ET
 ESPN



BOCA RATON BOWL
 Tuesday, December 17
 5:30 p.m. ET
 ESPN



68 VENTURES BOWL
 Thursday, December 26
 9 p.m. ET
 ESPN




FRISCO BOWL
 Tuesday, December 17
 9 p.m. ET
 ESPN



NEW ORLEANS BOWL
 Thursday, December 19
 7 p.m. ET
 ESPN2



CURE BOWL
 Friday, December 20
 12 p.m. ET
 ESPN



Team	— SUN BELT GAMES —					— OVERALL —				
	Record	Pct.	H	A	Streak	Record	Pct.	H	A	Streak
EAST DIVISION										
Georgia Southern	1-0	1.000	0-0	1-0	W-1	3-2	.600	1-1	2-1	W-1
James Madison	0-0	.000	0-0	0-0	N/A	4-0	1.000	2-0	2-0	W-4
Coastal Carolina	0-0	.000	0-0	0-0	N/A	3-1	.750	1-1	2-0	L-1
Marshall	0-0	.000	0-0	0-0	N/A	2-2	.500	2-0	0-2	W-1
Old Dominion	0-0	.000	0-0	0-0	N/A	1-3	.250	0-2	1-1	W-2
Appalachian State	0-1	.000	0-1	0-0	L-1	2-2	.500	1-1	1-1	L-1
Georgia State	0-1	.000	0-1	0-0	L-1	2-2	.500	2-1	0-1	L-1
WEST DIVISION										
ULM	1-0	1.000	1-0	0-0	W-1	3-1	.750	2-0	1-1	W-1
South Alabama	1-0	1.000	0-0	1-0	W-1	2-3	.400	1-1	1-2	L-1
Louisiana	0-0	.000	0-0	0-0	N/A	3-1	.750	1-1	2-0	W-1
Arkansas State	0-0	.000	0-0	0-0	N/A	2-2	.500	2-0	0-2	L-2
Texas State	0-0	.000	0-0	0-0	N/A	2-2	.500	2-1	0-1	L-2
Southern Miss	0-0	.000	0-0	0-0	N/A	1-3	.250	1-1	0-2	L-2
Troy	0-1	.000	0-1	0-0	N/A	1-4	.200	1-2	0-2	L-1

2024 SUN BELT PRESEASON POLL

2024 Sun Belt Football Coaches Poll
(first-place votes in parentheses)

East Division

1. App State – 96 Points (12)
2. James Madison – 79 Points (2)
- 3. Coastal Carolina – 67 Points**
4. Georgia Southern – 50 Points
5. Marshall – 49 Points
6. Old Dominion – 32 Points
7. Georgia State – 19 Points

West Division

1. Texas State – 92 Points (9)
2. Troy – 68 Points (4)
3. Louisiana – 66 Points (1)
4. Arkansas State – 65 Points
5. South Alabama – 54 Points
6. Southern Miss – 31 Points
7. ULM – 16 Points

SUN BELT FOOTBALL SCHEDULE

SATURDAY • SEPTEMBER 28

	TIME (ET)
James Madison vs. Ball State	James Madison, 63-7
Texas State at Sam Houston	Sam Houston, 40-39
Appalachian State vs. Liberty	Cancelled
Louisiana at Wake Forest	Louisiana, 41-38
Georgia Southern at Georgia State	Georgia Southern, 38-21
Marshall vs. Western Michigan	Marshall, 27-20
Old Dominion at Bowling Green	Old Dominion, 30-27
ULM at Troy	ULM, 13-9
South Alabama at LSU	LSU, 42-10

THURSDAY • OCTOBER 3

	TIME (ET)
Texas State at Troy	7:00 PM

SATURDAY • OCTOBER 5

	TIME (ET)
Appalachian State at Marshall	3:30 PM
Coastal Carolina vs. Old Dominion	7:00 PM
James Madison at ULM	7:00 PM
Louisiana at Southern Miss	7:00 PM
South Alabama at Arkansas State	7:00 PM



BE A MAN (BAM)

What is BAM? It’s about standing on your own two feet and learning to take responsibility for yourself. We expect everyone associated with our program — players, coaches, and support staff — to live up to that responsibility. We have to follow laws, university rules, and NCAA regulations and take our one standard — BAM — very seriously.

BAM has nothing to do with gender. It has everything to do with being a great leader. A great leader has respect for others and cares about other people in his or her charge. Everybody on our team is somebody’s son or brother, and there is a responsibility associated with that.

Our mission at Coastal Carolina is that we’re going to put a team on the field that anyone associated with Coastal is going to be proud of. While winning is an important part of that, it also means that you never, ever, ever take a play off. You always give 100 percent of everything you have. This is not just football. We expect that in every endeavor our players undertake.

AHEAD OF THEIR TIME


Led by then-head coach **Joe Moglia**, the 2016 Coastal Carolina football team all voted in the 2016 United States Presidential Election.

The Chants, who took practice time to participate and observe in mock debates and openly discuss the impact that the election has on our country, were the first NCAA football program to have the entire team vote on that first Tuesday in November.

BROOKS STADIUM

QUICK FACTS

ORIGINAL COST: \$11.6 million
 BENTON FIELD:
 • Natural grass from 2003-2014
 • Added Powerblade SD Teal Turf in 2015
 ORIGINAL BUILDING TIME FRAME:
 Construction Started – March 2002
 Groundbreaking – July 30, 2002
 Opening Game – Sept. 6, 2003
 GENERAL CONTRACTOR:
 Hill Construction
 ARCHITECTS:
 McMillan Smith & Partners



The Coastal Carolina University football stadium officially opened as Brooks Stadium on Sept. 6, 2003, for the inaugural home game of the Chanticleer football program. Scoring a touchdown with just seconds left on the clock, the Chanticleers defeated Newberry College 21-14.

With a gift from the late businessman Bob Brooks, the stadium was named in honor of Brooks’ children Coby Garrett and Boni Belle. The \$2 million gift is still among the largest gifts ever made to the University.

Brooks, who grew up on a farm in Loris, S.C., was the CEO and founder of Eastern Foods, Inc., creators of the Naturally Fresh line of products, and chairman of Hooters of America, Inc. He also created Hooters Air Charter Airline, the National Golf Association Hooters Tour, and the Hooters ProCup Series, a series of short-track races in small towns throughout the Southeast and Midwest. Brooks passed away in 2006.

Phase I of the stadium construction included 6,408 seats, while Phase II added almost 1,000 additional seats prior to the 2006 season. The third phase of Brooks Stadium was completed in 2010 when approximately 1,600 seats were added directly behind the north end zone. Affectionately referred to as the Chantourage section, the seating directly in front of the field house was designated as the student section in 2011.

Brooks Stadium has been ranked among the top stadiums in the nation in attendance based on capacity. In 2010, the Chanticleers hosted a first-round NCAA Division I Football Championship playoff game against Western Illinois. The game marked the first postseason game played in Brooks Stadium.

On Feb. 15, 2013, the women’s lacrosse team opened its inaugural season on its new home field inside Brooks Stadium. Women’s lacrosse became the 18th Division I sports program for the Chanticleers.

The facility underwent a major transformation in the spring of 2015 as Benton Field went from natural grass to artificial teal turf ... or “The Surf Turf.” The first pieces of Powerblade SD turf were laid on April 2 and the project was completed later that month. The project had a budget of \$1.2 million.

Brooks Stadium was designed and built with the capability to expand from its inception. That original design came to fruition as Coastal embarked on another two-phase expansion in the spring of 2017 that brought the capacity to approximately 20,000.

The first phase boosted the seating capacity to 15,000 and included adding seats to both corners of the end zone nearest the field house, expanding the sections closest to the field on both sides toward the scoreboard, and expanding the upper deck on the east side to match the length of the lower deck.

Prior to the 2019 season, a second level and premium suites were completed on the west side to increase the capacity to 20,000. The cost of the two-phase project was \$31.8 million.

STADIUM CAPACITY THROUGH THE YEARS

2003	6,408
2006	7,322
2010	9,102
2012	9,214
2017	15,000
2019	20,000



**HEAD COACH
TIM BECK**

FIRST SEASON

Tim Beck was named the fourth head football coach in Coastal Carolina's 20-year history, Chair of Athletics, Executive Director for Football, and Executive Adviser for the President Joe Moglia announced on Dec. 4.

In his first season in Conway, Beck led the Chanticleers to an 8-5 record and the second bowl victory in program history. Coastal reeled off five consecutive wins, including the program's first win ever at Appalachian State, while starting three different quarterbacks. The Chanticleers won five consecutive Sun Belt Conference games for the first time since 2020 and notched eight wins for the fourth consecutive season.

Wide receiver Sam Pinckney became the Sun Belt's all-time leader in receiving yards while also setting an NCAA record with 58 consecutive games.

An experienced leader with 35 years of coaching experience, Beck brings with him 18 years of Power 5 coaching experience to CCU, including spending the last 12 years as an offensive coordinator at Nebraska, Ohio State, Texas, and NC State.

The offensive coordinator and quarterbacks coach at NC State for each of the last three seasons (2020-22), Beck has helped lead the Wolfpack to three-consecutive eight-plus win seasons, three-straight bowl appearances, and a combined record of 25-11.

As a collegiate coach, he has helped guide teams to 17 postseason bowl games, including this season. Beck has also coached in a postseason bowl game in every year since 2007, including helping Ohio State compete in the College Football Playoff in 2016.

NC State was also ranked in the Associated Press Top 25 Poll for 11-straight weeks and in the USA TODAY Sports AFCA Coaches Poll for 12 consecutive weeks last season, reaching as high as No. 10 in both national polls in week four (Sept. 25).

Recognized as the nation's eighth-best recruiter by 247Sports.com in 2020, Beck has been a three-time nominee for the Broyles Award, an award given to the nation's top assistant coach in all of FBS.

In each of his past two seasons in Raleigh, N.C., Beck's offense has ranked in the top half of the highly-touted Atlantic Coast Conference (ACC) in scoring offense, total offense, and passing offense, while continuing to set program records along the way.

Under Beck's tutelage, Leary set a new NC State school record for most touchdown passes in a single season in 2021 with 35. He became one of just three quarterbacks in ACC history to post a 3,400-yard and 35-touchdown regular season. He also passed for 27 touchdowns in ACC play, a mark that led the conference, and he became the first Pack quarterback to throw for four or more touchdowns against five ACC opponents.

Despite starting two different quarterbacks in 2020, Beck's offense posted some of the top offensive marks in school history: passing yards (3,154, 11th), passing yards per game (252.8, 9th), completion percentage (.628, 5th), scoring (363 pts, 12th), first downs (267, 10th), fewest turnovers (19, 10th), and fewest fumbles lost (4, 1st).

Both starting quarterbacks in 2020 finished the season with some of the top passing efficiency marks in school history. Leary's 148.33 mark is second in school history only to Philip Rivers, while Bailey Hockman's 138.08 mark ranks sixth in school history.

Prior to joining the Wolfpack in 2020, Beck coached for three years as the offensive coordinator and quarterbacks coach at Texas from 2017-



19.

Before joining the Longhorns, Beck was at the offensive coordinator at Ohio State from 2015-16 where his offenses helped lead the Buckeyes to back-to-back double-digit win seasons, going 12-1 in 2015 and 11-2 in 2016.

Between 2011-14, Beck's Nebraska offenses ranked among the best in the Big Ten Conference and his passing attack amassed more than 10,000 yards during that time with 86 touchdowns. In his four seasons as coordinator, the Huskers averaged 33.5 points per game. The Huskers broke more than 50 individual records, including career marks for passing yards, completions, passing touchdowns, yards from scrimmage, and total offense.

Prior to Nebraska, Beck was at Kansas where he was the Jayhawks' receivers coach in each of his three seasons (2005-07). He was promoted to passing game coordinator in 2007.

Beck came to KU as one of the most respected high school coaches in the state of Texas, serving three seasons at Summit High in Mansfield. He was the 2003 District Coach of the Year, and a season later, Summit High advanced to the quarterfinals of the state playoffs with a 9-4 record.

Beck was head coach at R.L. Turner High in Carrollton, Texas, from 1999-2001, leading the school to back-to-back playoff appearances and consecutive winning seasons for the first time in 25 years. Beck was named the district coach of the year in 2000.

Prior to coaching in the Texas prep ranks, Beck worked at Missouri State for three seasons from 1996-98, including one season as the offensive coordinator.

Beck started his coaching career as an assistant at Miramar (Fla.) High School in 1988-89 and then moved to Illinois State as outside linebackers and punters coach in 1990. He spent two seasons on Bill Snyder's Kansas State staff (1991-92) as a graduate assistant.

An Ohio native, Beck played one year of football at Central Florida (1985), and he graduated from there in 1988 with a degree in liberal studies. He also has a master's in counseling and guidance from Kansas State University (1992).

TIM BECK'S COACHING HISTORY

<u>Year(s)</u>	<u>School</u>	<u>Position</u>
1988-89	Miramar (Fla.) HS	Assistant Coach
1990	Illinois State	OLB/Punters
1991-92	Kansas State	GA
1993-95	Saguaro (AZ) HS	Head Coach
1996	Missouri State	Wide Receivers
1997	Missouri State	Pass Game Coordinator/WR
1998	Missouri State	Offensive Coordinator/QB
1999-01	R.L. Turner (TX) HS	Head Coach
2002-04	Mansfield Summitt (TX) HS	Head Coach
2005-06	Kansas	Wide Receivers
2007	Kansas	Pass Game Coordinator/WR
2008-10	Nebraska	Running Backs
2011-14	Nebraska	Offensive Coordinator/QB
2015-16	Ohio State	Co-Offensive Coordinator/QB
2017-19	Texas	Offensive Coordinator/QB
2020-22	NC State	Offensive Coordinator/QB
2023-pres.	Coastal Carolina	Head Coach

COASTAL CAROLINA DEPTH CHART

OFFENSE (MULTIPLE)

- **Travis Trickett** Offensive Coordinator/Quarterbacks
- **Xavier Dye** Runningbacks
- **Perry Parks** Wide Receivers
- **Derek Warehime** Run Game Coord./Offensive Live
- **Kriss Proctor** Pass Game Coord./Tight Ends

LT	62 68	NICK DEL GRANDE Joe Hanson	6-4 6-5	300 290	R-So. So.
LG	51 73	HESTON EDWARDS Anthony Walton	6-4 6-4	315 305	R-Jr. R-Jr.
C	58 78	THOMAS JOHNSON Tyler Wagner	6-3 6-5	300 310	R-Jr. R-Sr.
RG	67 76 or 61	DONAVAN MANSON Marlon Corey II Julius Tate	6-3 6-5 6-3	300 305 315	R-Sr. R-Fr. Fr.
RT	64 70	ZOVON LINDSAY Daniel Jones	6-4 6-6	300 280	Gr. Fr.
TE	85 18 or 33 or 11	KENDALL KARR CANE BERRONG Zach Courtney Brooks Johnson	6-3 6-4 6-6 6-5	245 230 250 230	R-Sr. R-Jr. R-So. R-So.
WR	8 0	JAMESON TUCKER Senika McKie	6-2 6-1	190 190	R-Jr. Gr.
WR	6 or 4 or 2	KYRE DUPLESSIS BRYSON GRAVES TRAY TAYLOR	5-10 6-0 5-8	195 180 160	R-Sr. So. Jr.
WR	17 or 9	CAMERON WRIGHT MALICK MEIGA	6-4 6-4	210 200	R-Jr. Sr.
QB	15 or 10	ETHAN VASKO NOAH KIM	6-3 6-2	220 185	R-So. R-Sr.
RB	1 20	BRAYDON BENNETT Christian Washington	6-2 5-10	215 200	R-Sr. R-So.
RB	5 21	JA'VIN SIMPKINS Simeon Price	5-9 6-0	190 215	So. R-Jr.

SPECIALISTS

• Josh Miller	Special Teams				
PK	25 or 90	KADE HENSLEY JUSTIN KELLER	5-10 6-1	190 185	R-Jr. Jr.
P	97 or 95	EMILE SEBAFUNDI MACK WEST	6-1 5-8	205 180	Jr. R-Jr.
LS	48 43	BLAKE ARNOULT Nate Merchant	5-10 6-1	205 215	R-Sr. R-So.
KO	31 90 or 25	LIAM GRAY Justin Keller Kade Hensley	6-0 6-1 5-10	205 185 190	R-Jr. Jr. R-Jr.
H	95 97	MACK WEST Emile Sebafundu	5-8 6-1	180 205	R-So. Jr.
PR	2 or 4 or 4	TRAY TAYLOR TOBIAS FLETCHER BRYSON GRAVES	5-8 5-10 6-0	160 170 180	Jr. Sr. So.
KR	20 1 2 6	CHRISTIAN WASHINGTON BRAYDON BENNETT Tray Taylor Kyre Duplessis	5-10 6-2 5-8 5-10	200 215 160 195	R-So. R-Sr. Jr. R-Sr.

DEFENSE (MULTIPLE)

- **Craig Naivar** Defensive Coordinator/Safeties
- **Dan Carrel** Co-Defensive Coordinator Linebackers
- **Curtis Fuller** Cornerbacks
- **Jimmy Brumbaugh** Defensive Run Game Coord./Defensive Line
- **Josh Miller** Outside Linebackers/Special Teams

DE	91 13 or 52	EMMANUEL JOHNSON Deamontea Diggs Ibrahim Diawara	6-6 6-5 6-3	275 260 245	Gr. R-Sr. R-So.
DL	44 95 or 97	WILL WHITSON Naejaun Barberr Tray Vaughn Swanigan	6-5 6-5 6-3	285 310 270	Gr. R-Jr. So.
DL	99 90 or 93 or 98	SAWYER GORAM-WELCH Cohen Fuller Gavin Ransaw Travis Nesbitt	6-4 6-3 6-3 6-3	307 300 295 275	R-Sr. Jr. R-Jr. R-Jr.
OLB	42 50 or 36 or 40	BRAYLON RYAN Clev Lubin Joah Cash Jayden Bryant	6-2 6-3 6-2 6-4	260 245 245 220	R-Sr. R-So. R-Jr. Fr.
LB	34 55 or 39	WYATT GEDEON Tray Brown Geajorm Akpaloo	6-1 6-1 6-3	230 235 220	So. R-So. Fr.
LB	1 35 or 19	SHANE BRUCE Barry Brown Se'Von McDowell	6-0 6-1 6-2	235 226 215	R-Jr. R-Sr. Fr.
N	0 14	JUAN POWELL Myles Woods	5-11 5-9	190 165	Gr. Fr.
CB	2 10 or 3	COURTNEY EUBANKS Cristian Conyer Jaitlin Hampton	5-10 6-1 5-11	185 181 170	Gr. So. So.
CB	11 15	MATTHEW MCDOOM Zach Cody	5-11 5-11	170 165	Jr. Fr.
FS	7 6 or 12	AJ WILLIAMS Xamarion Gordon Avyonne Jones	6-0 6-2 5-11	195 215 190	Gr. R-Jr. R-So.
SS	4 or 5 23 or 26	TOBIAS FLETCHER ABRAHAM TEMONEY III Xavier McIntyre Chase Jackson	5-10 6-4 5-11 6-2	170 200 190 180	Sr. Gr Fr. Fr.

PRONUNCIATION GUIDE

0 SENIKA MCKEE	Fah-roth Titi-kuh-pina
.....SEN-uh-cuh muh-KEE	50 CLEV Lubin
3 Max BALTHAZAR.....	BALL-Tuh-zar
4 TOBIAS Fletcher.....	Toe-bye-us
5 JA'VIN Simpkins	Jay-vin
5 Abraham TEMONEY III.....	Tee-Money
6 KYRE DUPLESSIS.....	Kye-ree Du-place-ee
6 XAMARION Gordon.....	zuh-mar-ee-ON
9 MALICK MEIGA	muh-LEEK MAY-guh
12 AVYONNE Jones	AY-vee-on
18 Connor CMIEL	cuh-MEEL
26 Javon GILLESPIE.....	Gill-es-pee
27 Spencer KISHBAUGH.....	Kish-BAH
33 Joshua SADDLER.....	SAD-LER
39 GEAJORM AKPALOO.....	JEE-uh-jorm AK-puh-loo
43 IBRAHIM DIAWARA.....	EE-bruh-heem DEE-uh-wor-uh
47 Clinton ANOKWURU	un-KNOCK-woo-roo
48 Blake ARNOULT	ar-NALT
49 FARRADJ TITKIPINA.....	Fah-roth Titi-kuh-pina
57 Zac ELAM.....	Ee-lam
59 Jake BUERK.....	BYURK
62 Nick Del GRANDE.....	Del GRAHN-DAY
63 Brayson MCIVER	mc-EE-ver
64 ZOVON Lindsay.....	Zo-vahn
67 DONAVAN Manson.....	Don-uh-van
74 Jacbo KATAUSKAS	kuh-TAHW-skus
75 Michael COGONI.....	cuh-GO-nee
80 JAMAHDIA WHITBY.....	juh-MAH-dee-uh WIT-bee
82 Nathan SCHUESSLER.....	SHOWS-sler
84 XAKERY WIEDNER.....	zack-ur-ee WIDE-ner
88 Zack ZANDIER.....	zan-DEER
95 NAEJAUN Barber	NAY-jhon
97 EMILE SEBAFUNDI.....	ah-MEAL SEB-uh-foon-dee
CHANTICLEERS.....	SHON-ti-cleers
CHANTS.....	SHONTs

COASTAL CAROLINA FOOTBALL ROSTER

ALPHABETICAL		NO.	NAME	CLASS	POS.	HT	WT	HOMETOWN / HIGH SCHOOL (PREVIOUS SCHOOL)
		0	Senika McKie	Grad.	WR	6-1	190	Columbia, S.C. / Ridge View HS (UNLV)
96	Richie Aguilar		Juan Powell	Grad.	Nickel	5-11	190	Atlanta, Ga. / Douglass HS (East Carolina)
39	Geajorm Akpaloo	1	Braydon Bennett	R-Sr.	RB	6-2	215	Greenville, S.C. / Southside HS
47	Clinton Anokwuru	1	Shane Bruce	R-Sr.	LB	6-0	235	Carrollton, Ga. / Central HS
48	Blake Arnoult	2	Courtney Eubanks	Grad.	DB	5-10	185	St. Petersburg, Fla. / Admiral Farragut Academy (North Dakota State)
37	Cameron Avery	2	Tray Taylor	Jr.	WR	5-8	160	Shreveport, La. / Loyola College Prep (Tyler J.C.)
3	Max Balthazar	3	Max Balthazar	R-Jr.	RB	5-11	205	Fort Lauderdale, Fla. / TRU Prep Academy / University School
95	Naejaun Barber	3	Jaitlin Hampton	So.	DB	5-11	170	Lancaster, Texas / Lancaster HS (Trinity Valley C.C.)
1	Braydon Bennett	4	Tobias Fletcher	Sr.	S	5-10	170	Atlanta, Ga. / Carver HS
18	Cane Berrong	4	Bryson Graves	So.	WR	6-0	180	Florence, S.C. / West Florence HS
71	Logan Brasfield	5	Ja'Vin Simpkins	So.	RB	5-9	190	Miami, Fla. / Norland HS
35	Barry Brown	5	Abraham Temoney III	Grad.	S	6-4	200	Sumter, S.C. / Sumter HS (Erskine)
55	Tray Brown	6	Kyre Duplessis	R-Sr.	WR	5-10	195	Woodbridge, Va. / Woodbridge HS
1	Shane Bruce	6	Xamarion Gordon	R-Jr.	S	6-2	215	Houston, Texas / Warren HS (Southern Cal)
40	Jayden Bryant	7	DJ Moore	Fr.	QB	6-1	175	Jacksonville, Fla. / The Bolles School
59	Jake Buerk	7	AJ Williams	Grad.	S	6-0	195	Bamberg, S.C. / Bamberg-Ehrhardt HS (Wake Forest)
36	Joah Cash	8	Keontae Jenkins	R-Sr.	DB	5-10	180	South Norfolk, Va. / Frank W. Cox HS (TCU)
81	Connor Cmiel	8	Jameson Tucker	R-Jr.	WR	6-2	190	Mauldin, S.C. / Mauldin HS
15	Zach Cody	9	Malick Meiga	Sr.	WR	6-4	200	Montreal, Canada / Cegep Du Vieux (Penn State)
75	Michael Cogoni	9	Dre Pinckney	R-Jr.	S	6-0	205	Boiling Springs, S.C. / Boiling Springs HS
83	Zachary Coleman	10	Cristian Conyer	So.	DB	6-1	181	Bowling Green, Ky. / South Warren HS (Tennessee)
10	Cristian Conyer	10	Noah Kim	R-Sr.	QB	6-2	185	Centreville, Va. / Westfield HS (Michigan State)
76	Marlon Corey II	11	Brooks Johnson	R-So.	TE	6-5	230	Fort Mill, S.C. / Nation Ford HS
33	Zach Courtney	11	Matthew McDoom	Jr.	DB	5-11	170	Winter Garden, Fla. / West Orange HS
45	Kadon Crawford	12	Tad Hudson	R-Fr.	QB	6-3	225	Huntersville, N.C. / Hough HS (North Carolina)
62	Nick Del Grande	12	Avyonne Jones	R-So.	Nickel	5-11	190	Southlake, Texas / Southlake Carroll HS (Wisconsin)
52	Ibrahim Diawara	13	Deamontae Diggs	R-Sr.	DL	6-5	260	McKeesport, Pa. / McKeesport Area HS (Youngstown State)
13	Deamontae Diggs	13	Andre Jones	R-So.	WR	6-4	185	San Antonio, Texas / Judson HS (Eastern New Mexico)
6	Kyre Duplessis	14	Jalen Harris	Fr.	WR	6-3	200	Harrisburg, N.C. / Hickory Ridge HS
51	Heston Edwards	14	Myles Woods	Fr.	Nickel	5-9	165	Grayson, Ga. / Grayson HS
57	Zac Elam	15	Zach Cody	Fr.	DB	5-11	165	Coppell, Texas / Coppell HS
2	Courtney Eubanks	15	Ethan Vasko	R-So.	QB	6-3	220	Chesapeake, Va. / Oscar F. Smith HS (Kansas)
4	Tobias Fletcher	16	Brayden Hall	R-So.	DB	5-11	170	Chicago, Ill. / St. Rita HS (Notre Dame College)
90	Cohen Fuller	17	Cameron Wright	R-Jr.	WR	6-4	210	Batesville, Miss. / South Panola HS (East Mississippi C.C.)
34	Wyatt Gedeon	18	Cane Berrong	R-Jr.	TE	6-4	230	Hartwell, Ga. / Hart County HS (Notre Dame)
26	Javon Gillespie	18	Deondre Shepherd	Fr.	Nickel	5-10	180	McKinney, Texas / McKinney HS
31	Kaden Glass	19	Se'Von McDowell	Fr.	LB	6-2	215	Dinwiddie, Va. / Dinwiddie County HS
99	Sawyer Goram-Welch	19	Alex Walker	Fr.	QB	6-1	190	Concord, N.C. / Northwest Cabarrus HS
6	Xamarion Gordon	20	Christian Washington	R-So.	RB	5-10	200	San Diego, Calif. / Helix HS (New Mexico)
86	John Grant III	21	Simeon Price	R-Jr.	RB	6-0	215	Pensacola, Fla. / West Florida HS (Mississippi State)
4	Bryson Graves	22	Quan Peterson	R-So.	DB	6-1	190	Chester, S.C. / South Pointe HS (Syracuse)
31	Liam Gray	23	Xavier McIntyre	Fr.	S	5-11	190	Cornelius, N.C. / William Amos Hough HS
16	Brayden Hall	23	D'Marius Rucker	Fr.	RB	5-9	193	Lakeland, Fla. / Lakeland HS
52	Bryant Ham	25	Kade Hensley	R-Jr.	PK/P	5-10	190	Johnson City, Tenn. / Science Hill HS
3	Jaitlin Hampton	25	Darren Lloyd	R-Fr.	RB	5-6	170	Florence, S.C. / West Florence HS
68	Joseph Hanson	26	Javon Gillespie	R-Fr.	DB	6-0	170	Columbia, S.C. / Ridge View HS
14	Jalen Harris	26	Chase Jackson	Fr.	DB	6-2	180	Moody, Ala. / Moody HS
87	Paul Hartman	27	Spencer Kishbaugh	R-Fr.	LB	6-3	200	Berwick, Pa. / Berwick Area HS
92	Keenen Hatcher	28	Joseph Johnson	Fr.	S	6-0	195	Charlotte, N.C. / Hopewell HS
25	Kade Hensley	28	Matt Pack Jr.	R-Jr.	RB	5-9	195	Columbia, S.C. / AC Flora HS (Wingate)
12	Tad Hudson	29	Antonio Molder II	Fr.	Nickel	5-7	160	Atlanta, Ga. / Norcross HS
26	Chase Jackson	30	Nino Mastromatteo	Grad.	DB	6-0	180	Clarkston, Mich. / Everest Collegiate HS (Morningside College)
43	Jayden Jackson	31	Kaden Glass	Fr.	LB	6-0	220	San Antonio, Texas / Pieper HS
8	Keontae Jenkins	31	Liam Gray	R-Jr.	PK	6-0	205	Westminster, Colo. / Holy Family HS
11	Brooks Johnson	33	Zach Courtney	R-So.	TE	6-6	250	Post, Texas / Post HS (Colorado)
91	Emmanuel Johnson	33	Joshua Saddler	R-Fr.	Bandit	6-4	220	Columbia, S.C. / Ridge View HS
28	Joseph Johnson	34	Wyatt Gedeon	So.	LB	6-1	230	Avon Lake, Ohio / St. Edward HS
58	Thomas Johnson	35	Barry Brown	R-Sr.	LB	6-1	226	Cincinnati, Ohio / Northwest HS (Tiffin)
13	Andre Jones	36	Joah Cash	R-Jr.	Bandit	6-2	245	Savannah, Ga. / Jenkins HS
12	Avyonne Jones	37	Cameron Avery	R-Fr.	LB	5-11	220	Summerville, S.C. / Cane Bay HS
70	Daniel Jones	39	Geajorm Akpaloo	Fr.	LB	6-3	220	Warrenton, Va. / Battlefield HS (Myrtle Beach Collegiate)
85	Kendall Karr	40	Jayden Bryant	Fr.	Bandit	6-4	220	Clover, S.C. / Clover HS
		41	Chris Lake	Fr.	Bandit	6-4	200	Philadelphia, Pa. / Malvern Prep
		42	Braylon Ryan	R-Sr.	Bandit	6-2	260	Greenwood, S.C. / Greenwood HS
		43	Jayden Jackson	R-Jr.	S	6-0	190	Reedsville, Pa. / Mifflin County HS
		43	Nate Merchant	R-So.	LS	6-1	215	Easley, S.C. / Easley HS

COASTAL CAROLINA FOOTBALL ROSTER

NO.	NAME	CLASS	POS.	HT	WT	HOMETOWN / HIGH SCHOOL (PREVIOUS SCHOOL)
44	Will Whitson	Grad.	DL	6-5	285	Cincinnati, Ohio / Winton Woods HS (Independence C.C.)
45	Kadon Crawford	Fr.	LB	6-2	180	Clinton, S.C. / Clinton HS
46	John Kirkpatrick	R-Jr.	LS	6-2	230	Franklin, Tenn. / Franklin HS (Naval Academy Preparatory School)
47	Clinton Anokwuru	R-Sr.	DL	6-4	250	Richmond, Texas / Fort Bend Bush HS (Kansas/Louisiana/Independence C.C.)
48	Blake Arnoult	R-Sr.	LS	5-10	205	Prosperity, S.C. / Mid-Carolina HS (Newberry)
49	Farradj Titikpina	R-Fr.	DL	6-4	300	Bochum, Deutschland, Germany / Maria Sibylla Merian Comprehensive School
50	Clev Lubin	R-So.	Bandit	6-3	245	Suffern, N.Y. / Suffern HS (Iowa Western C.C.)
50	Nathan Thompson	R-Fr.	OL	6-5	295	Conway, S.C. / Conway HS
51	Heston Edwards	R-Jr.	OL	6-4	315	Fort Worth, Texas / Eaton HS (UT Permian Basin)
51	Ibrahim Diawara	R-So.	Bandit	6-3	245	Philadelphia, Pa. / Boys Latin Charter (Shippensburg)
52	Bryant Ham	Fr.	OL	6-0	275	Irmo, S.C. / Irmo HS
54	Frankie Richardson	R-So.	OL	6-5	305	Gettysburg, Pa. / Gettysburg HS
55	Tray Brown	R-So.	LB	6-1	235	Margate, Fla. / Cardinal Gibbons HS
55	Gavin McLaughlin	Fr.	OL	6-5	270	Concord, N.C. / Jay M. Robinson HS
57	Zac Elam	Sr.	OL	6-1	290	Clearwater, Fla. / Clearwater Central Catholic HS (West Florida)
58	Thomas Johnson	R-Jr.	OL	6-3	300	Aynor, S.C. / Aynor HS
58	Sam Ross	R-Fr.	DL	6-3	249	Philadelphia, Pa. / LaSalle College (Millersville)
59	Jake Buerk	Fr.	OL	6-3	300	Buffalo, N.Y. / Gaffney HS
61	Julius Tate	Fr.	OL	6-3	315	Greenville, S.C. / Greenville HS
62	Nick Del Grande	R-So.	OL	6-4	300	Lancaster, Pa. / Lampeter-Strasburg HS
63	Brayson McIver	Fr.	OL	6-1	265	Charlotte, N.C. / Butler HS
64	Zovon Lindsay	Grad.	OL	6-4	300	Fayetteville, N.C. / Trinity Christian School (NC State)
67	Donavan Manson	R-Sr.	OL	6-3	300	Indian Land, S.C. / Indian Land HS
68	Joseph Hanson	So.	OL	6-5	290	Niceville, Fla. / Niceville HS
70	Daniel Jones	Fr.	OL	6-6	280	Valdosta, Ga. / Lowndes HS
71	Logan Brasfield	Fr.	OL	6-4	310	Yorkville, Ill. / Yorkville HS
73	Anthony Walton	R-Jr.	OL	6-4	305	Lamar, S.C. / Lamar HS
74	Jacob Katauskas	Fr.	OL	6-4	305	Lemont, Ill. / Lemont HS
75	Michael Cogoni	Fr.	OL	6-3	285	Hopewell Junction, N.Y. / Archbishop Stepinac HS
76	Marlon Corey II	R-Fr.	OL	6-5	305	Loganville, Ga. / Grayson HS
78	Tyler Wagner	R-Sr.	OL	6-5	310	Lilburn, Ga. / Parkview HS
80	Jamahdia Whitby	Sr.	WR	6-4	215	Williamsburg, Va. / Jamestown HS (Hampden-Sydney)
81	Connor Cmiel	Grad.	WR	6-2	195	Rocky River, Ohio / St. Ignatius HS (Ohio State)
82	Nathan Schuessler	R-Fr.	WR	5-11	185	Myrtle Beach, S.C. / Carolina Forest HS
83	Zachary Coleman	Fr.	WR	6-0	170	Atlanta, Ga. / Heritage HS
84	Xakery Wiedner	Fr.	WR	5-10	180	Pace, Fla. / Pace HS
85	Kendall Karr	R-Sr.	TE	6-3	245	Belmont, N.C. / Stuart W. Cramer HS (North Carolina)
86	John Grant III	R-So.	TE	6-4	235	James Island, S.C. / James Island Charter HS
87	Paul Hartman	Fr.	TE	6-5	228	Springfield, Ill. / Springfield HS
88	Zack Zandier	Fr.	TE	6-5	230	Exeter, Pa. / Exeter Township HS
89	Jayden McClintock	Fr.	WR	6-5	194	Anderson, S.C. / Westside HS
90	Cohen Fuller	Jr.	DL	6-3	300	Inglewood, Calif. / Cathedral HS (El Camino C.C.)
90	Justin Keller	Jr.	PK	6-1	185	Shawnee Mission, Kans. / Shawnee Mission East HS (Missouri Valley)
91	Emmanuel Johnson	Grad.	DL	6-6	275	North Charleston, S.C. / Fort Dorchester HS (Georgia Tech)
92	Keenen Hatcher	Fr.	DL	6-3	305	Greensboro, N.C. / Grimsley HS
93	Gavin Ransaw	R-Jr.	DL	6-3	295	Harvest, Ala. / Sparkman HS (Independence C.C.)
95	Naejaun Barber	R-Jr.	DL	6-3	310	Hopkins, S.C. / Ridge View HS (SC State)
95	Mack West	R-Jr.	P/PK	5-8	180	Hamlet, N.C. / Richmond HS
96	Richie Aguilar	R-Sr.	DL	6-2	255	Centreville, Va. / Westfield HS (Shepherd)
97	Emile Sebafundi	Jr.	P	6-1	205	Melbourne, Australia / Donvale Christian College
97	Tray Vaughn Swanigan	So.	DL	6-3	270	Salt Lake City, Utah / Kearns HS (Snow College)
98	Travis Nesbitt	R-Jr.	DL	6-3	275	Columbia, S.C. / Dutch Fork HS
99	Sawyer Goram-Welch	R-Sr.	DL	6-4	307	Longview, Texas / Longview HS (Texas)

ALPHABETICAL		
NO.	NAME	POS.
74	Jacob Katauskas	OL
90	Justin Keller	PK
10	Noah Kim	QB
46	John Kirkpatrick	LS
27	Spencer Kishbaugh	LB
41	Chris Lake	Bandit
64	Zovon Lindsay	OL
25	Darren Lloyd	RB
50	Clev Lubin	Bandit
67	Donavan Manson	OL
30	Nino Mastromatteo	DB
89	Jayden McClintock	WR
11	Matthew McDoom	DB
19	Se'Von McDowell	LB
23	Xavier McIntyre	S
63	Brayson McIver	OL
0	Senika McKee	WR
55	Gavin McLaughlin	OL
9	Malick Meiga	WR
43	Nate Merchant	LS
29	Antonio Molder II	Nickel
7	DJ Moore	QB
98	Travis Nesbitt	DL
28	Matt Pack Jr.	RB
22	Quan Peterson	DB
9	Dre Pinckney	S
0	Juan Powell	Nickel
21	Simeon Price	RB
93	Gavin Ransaw	DL
54	Frankie Richardson	OL
58	Sam Ross	DL
23	D'Marius Rucker	RB
42	Braylon Ryan	Bandit
33	Joshua Saddler	Bandit
82	Nathan Schuessler	WR
97	Emile Sebafundi	P
18	Deondre Shepherd	Nickel
5	Ja'Vin Simpkins	RB
97	Tray Vaughn Swanigan	DL
61	Julius Tate	OL
2	Tray Taylor	WR
5	Abraham Temoney III	S
50	Nathan Thompson	OL
49	Farradj Titikpina	DL
8	Jameson Tucker	WR
15	Ethan Vasko	QB
78	Tyler Wagner	OL
19	Alex Walker	QB
73	Anthony Walton	OL
20	Christian Washington	RB
95	Mack West	P/PK
80	Jamahdia Whitby	WR
84	Xakery Wiedner	WR
44	Will Whitson	DL
7	AJ Williams	S
14	Myles Woods	Nickel
17	Cameron Wright	WR
88	Zack Zandier	TE

INDIVIDUAL CAREER GAME-HIGHS

CLINTON ANOKWURU (at Coastal Carolina)

Tackles	5(3x) last vs. James Madison (11/25/23)
Solo Tackles	2 at Old Dominion (11/04/23)
Sacks	1.0 (2x) last vs. Texas State (11/11/23)
TFLs	1.5 (2x) last vs. Texas State (11/11/23)
QB Hurries	1 at Temple (09/14/24)
Fumbles Recovered	1 vs. Jacksonville St. (09/09/23)

MAX BALTHAZAR

Rushes	7 vs. ODU (10/15/22)
Rushing Yards	79 at Arkansas State (10/21/23)
Longest Rush	34 at Arkansas State (10/21/23)
Rushing TDs	1 (3x) last at Ga. So. (09/30/23)
Receptions	2(2x) last vs. James Madison (11/25/23)
Receiving Yards	44 vs. James Madison (11/25/23)
Longest Reception	42 vs. James Madison (11/25/23)
Receiving TDs	1 vs. James Madison (11/25/23)
Tackles	1 at Old Dominion (11/04/23)

NAEJAUN BARBER (at Coastal Carolina)

Tackles	3 vs. William & Mary (09/07/24)
Solo Tackles	1 at Jacksonville State (08/29/24)
Sacks	1.0 vs. William & Mary (09/07/24)
TFLs	1.0 vs. William & Mary (09/07/24)
QB Hurries	1 at Temple (09/14/24)

BRAYDON BENNETT

Rushes	15 (2x) last at App State (10/10/23)
Rushing Yards	128 vs. Georgia State (11/13/21)
Longest Rush	75 vs. Georgia State (11/13/21)
Rushing TDs	2(3x) last vs. Jacksonville State (08/29/24)
Receptions	4 vs. NIU (12/17/21)
Receiving Yards	84 vs. Troy (10/28/21)
Longest Reception	71 vs. Troy (10/28/21)
Receiving TDs	1 (2x) last vs. NIU (12/17/21)
Kick Returns	5 vs. ECU (12/27/22)
Kick Return Yards	73 vs. ECU (12/27/22)
Long Kick Return	21 vs. ECU (12/27/22)

CANE BERRONG (at Coastal Carolina)

Receptions	2 at Jacksonville State (08/29/24)
Receiving Yards	11 at Jacksonville State (08/29/24)
Longest Reception	10 at Temple (09/14/24)

BARRY BROWN (at Coastal Carolina)

Tackles	6 vs. Virginia (09/21/24)
Solo Tackles	2 vs. William & Mary (09/07/24)

TRAY BROWN

Tackles	3 (2x) last vs. Texas State (11/11/23)
Solo Tackles	1 (6x) last vs. Virginia (09/21/24)
TFLs	1.0 (3x) last at Temple (09/14/24)
Sacks	1.0 (2x) last at Temple (09/14/24)
Pass Breakups	1 vs. William & Mary (09/07/24)
Interceptions	1 vs. Marshall (10/28/23)

SHANE BRUCE

Tackles	11 (3x) last vs. Virginia (09/21/24)
Solo Tackles	7 at Temple (09/14/24)
TFLs	2.5 vs. ECU (12/27/22)
Fumble Recovery	1 (2x) last at Temple (09/14/24)
QB Hurries	1 (6x) last at Temple (09/14/24)
Interceptions	1 at Arkansas State (10/21/23)
Pass Breakups	2 at Arkansas State (10/21/23)
Fumble Recoveries	1 at Old Dominion (11/04/23)

JAYDEN BRYANT

Tackles	3 vs. William & Mary (09/07/24)
Solo Tackles	1 vs. William & Mary (09/07/24)

Sacks	0.5 vs. William & Mary (09/07/24)
TFLs	0.5 vs. William & Mary (09/07/24)

JOAH CASH

Tackles	6 at JMU (11/26/22)
Solo Tackles	3 (3x) last vs. Jax State (09/09/23)
TFLs	1.5 (2x) last vs. William & Mary (09/07/24)
QB Hurries	1 vs. Duquesne (09/16/23)
Sacks	1.5 vs. William & Mary (09/07/24)
Pass Breakups	1 at Jacksonville State (08/29/24)

ZACH CODY

Tackles	3 vs. William & Mary (09/07/24)
Solo Tackles	3 vs. William & Mary (09/07/24)

CRISTIAN CONYER (at Coastal Carolina)

Tackles	2 vs. Virginia (09/21/24)
Solo Tackles	1 (2x) last vs. Virginia (09/21/24)
Interceptions	1 at Jacksonville State (08/29/24)

IBRAHIM DIAWARA (at Coastal Carolina)

Tackles	2 at Jacksonville State (08/29/24)
Solo Tackles	1 (2x) last at Temple (09/14/24)
Sacks	1.5 at Jacksonville State (08/29/24)
TFLs	1.5 at Jacksonville State (08/29/24)
QB Hurries	1 at Temple (09/14/24)
Blocked Punt	1 vs. William & Mary (09/07/24)

DEAMONTAE DIGGS (at Coastal Carolina)

Tackles	6 at Temple (09/14/24)
Solo Tackles	4 at Temple (09/14/24)
Sacks	1.0 at Temple (09/14/24)
TFLs	1.0 at Temple (09/14/24)
Pass Breakups	1 at Temple (09/14/24)

KYRE DUPLESSIS

Receptions	3 vs. Georgia State (09/21/23)
Receiving Yards	64 vs. Duquesne (09/16/23)
Longest Reception	64 vs. Duquesne (09/16/23)
Touchdowns	1 vs. Duquesne (09/16/23)
Rushes	1 at Old Dominion (11/04/23)
Tackles	3 (3x) last vs. USM (11/12/22)
Solo Tackles	1 vs. Virginia (09/21/24)
Completions	1 vs. Marshall (10/28/23)
Pass Attempts	1 (2x) last vs. Marshall (10/28/23)

COURTNEY EUBANKS (at Coastal Carolina)

Tackles	4 vs. Virginia (09/21/24)
Solo Tackles	3 (3x) last vs. Virginia (09/21/24)
Interceptions	1(2x) last vs. James Madison (11/25/23)

TOBIAS FLETCHER

Tackles	9 vs. Buffalo (9/17/22)
Solo Tackles	5 (2x) last vs. ECU (12/27/22)
TFLs	1.0 (3x) last vs. Marshall (10/28/23)
Pass Breakups	2 vs. ECU (12/27/22)
Forced Fumbles	1 vs. Gardner-Webb (9/10/22)
Fumble Recovery	1 at Georgia State (9/22/22)
Interceptions	1 (2x) last at Arkansas State (10/21/23)
Kick Returns	1 vs. James Madison (11/25/23)
Kick Return Yards	41 vs. James Madison (11/25/23)
Long Kick Return	41 vs. James Madison (11/25/23)

WYATT GEDEON

Tackles	7 vs. Virginia (09/21/24)
Solo Tackles	3 (3x) last vs. Virginia (09/21/24)
Sacks	1.0 vs. Marshall (10/28/23)
TFLs	1.0 (2x) last vs. Marshall (10/28/23)

QB Hurries	1 vs. Jacksonville State (09/09/23)
-------------------	-------------------------------------

SAWYER GORAM-WELCH

Tackles	2 (2x) last at Temple (09/14/24)
Solo Tackles	2 at Temple (09/14/24)

XAMARION GORDON (at Coastal Carolina)

Tackles	3 at Temple (09/14/24)
Solo Tackles	3 at Temple (09/14/24)
Interceptions	1 at Temple (09/14/24)

BRYSON GRAVES

Receptions	4 vs. Virginia (09/21/24)
Receiving Yards	40 vs. Virginia (09/21/24)
Longest Reception	20 vs. Virginia (09/21/24)
Receiving TDs	1 vs. Virginia (09/21/24)
Rushes	3 vs. San Jose State (12/23/23)
Rushing Yards	16 vs. San Jose State (12/23/23)
Longest Rush	4 vs. San Jose State (12/23/23)
Tackles	1 (2x) last vs. Marshall (10/28/23)
Solo Tackles	1 vs. Duquesne (09/16/23)
Punt Return	1 (2x) last at Old Dominion (11/04/23)
Punt Return Yards	7 at Arkansas State (10/21/23)

LIAM GRAY

FGs Made	3 vs. Jacksonville State (09/09/23)
Longest FG	46 vs. ULM (10/2/21)
PATs Made	7 vs. Duquesne (09/16/23)
Points Scored	12 vs. Jacksonville St. (09/09/23)
Kickoffs	11 vs. Duquesne (09/16/23)
Kickoff Yards	688 vs. Duquesne (09/16/23)
Kickoff Avg.	66.8 at Georgia So. (09/30/23)
Kickoff TB	6 (3x) last at Jacksonville State (08/29/24)

BRAYDEN HALL

Tackles	1 at Jacksonville State (08/29/24)
Solo Tackles	1 at Jacksonville State (08/29/24)

KADE HENSLEY

Field Goals Made	2(7x) last at Jacksonville State (08/29/24)
Field Goals Att.	4 (3x) last vs. Marshall (10/28/23)
Longest FG	48 vs. Gardner-Webb (9/10/22)
PATs Made	7 at Jacksonville State (08/29/24)
PAT Att.	7 at Jacksonville State (08/29/24)
Total Points	11 at Georgia State (9/22/22)
Kickoffs	7 (2x) last vs. Buffalo (9/17/22)
Kickoff Yards	436 vs. Army (9/3/22)
Kickoff Avg.	62.3 (2x) last vs. GWU (9/10/22)
Touchbacks	3 vs. Army (9/3/22)
Fumble Recovery	1 vs. Gardner-Webb (9/10/22)

KEONTAE JENKINS

Tackles	4 at Ga. So. (09/30/23)
Solo Tackles	3 at Ga. So. (09/30/23)

BROOKS JOHNSON

Receptions	1 vs. James Madison (11/25/23)
Receiving Yards	18 vs. James Madison (11/25/23)
Longest Reception	18 vs. James Madison (11/25/23)
Tackles	1 vs. Texas State (11/11/23)
Solo Tackles	1 vs. Texas State (11/11/23)

EMMANUEL JOHNSON (at Coastal Carolina)

Tackles	10 at Army (11/18/23)
Solo Tackles	6 at Temple (09/14/24)
Sacks	1.0 vs. Buffalo (9/17/22)
TFLs	1.5 vs. Buffalo (9/17/22)
QB Hurries	1 (7x) last at Temple (09/14/24)

INDIVIDUAL CAREER GAME-HIGHS

Forced Fumbles 1 (2x) last at Temple (09/14/24)
Fumble Recoveries 1 at Army (11/18/23)

AVYONNE JONES

Tackles 3 (2x) last vs. Virginia (09/21/24)
Solo Tackles 2 vs. William & Mary (09/07/24)

KENDALL KARR (at Coastal Carolina)

Receptions 3 (2x) last at Arkansas State (10/21/23)
Receiving Yards 65 vs. Virginia (09/21/24)
Longest Reception 65 vs. Virginia (09/21/24)
Touchdowns 1 (5x) last vs. San Jose State (12/23/23)

NOAH KIM (at Coastal Carolina)

Completions 6 vs. Virginia (09/21/24)
Pass Attempts 12 vs. Virginia (09/21/24)
Passing Yards 80 vs. Virginia (09/21/24)
Passing TDs 1 (2x) last vs. Virginia (09/21/24)
Longest Pass 41 vs. Virginia (09/21/24)
Rushes 3 at Jacksonville State (08/29/24)
Rushing Yards 7 at Jacksonville State (08/29/24)
Longest Rush 4 at Jacksonville State (08/29/24)

SPENCER KISHBAUGH

Tackles 1 (2x) last at Temple (09/14/24)

DARREN LLOYD

Rushes 10 vs. William & Mary (09/07/24)
Rushing Yards 69 at Jacksonville State (08/29/24)
Longest Rush 53 at Jacksonville State (08/29/24)

CLEV LUBIN (at Coastal Carolina)

Tackles 2 (2x) last vs. Virginia (09/21/24)
Solo Tackles 1 (2x) last vs. Virginia (09/21/24)
Sacks 1.0 vs. Virginia (09/21/24)
TFLs 1.0 vs. Virginia (09/21/24)
Forced Fumbles 1 at Jacksonville State (08/29/24)
Fumble Recovery 1 at Jacksonville State (08/29/24)
Pass Breakups 1 vs. Virginia (09/21/24)
QB Hurries 1 vs. Virginia (09/21/24)

MATTHEW MCDOOM

Tackles 8 vs. ECU (12/27/22)
Solo Tackles 6 vs. ECU (12/27/22)
TFLs 1.0 at JMU (11/26/22)
Pass Breakups 4 vs. San Jose State (12/23/23)
Interceptions 1 at Jacksonville State (08/29/24)
QB Hurries 1 vs. ECU (12/27/22)
Fumble Recovery 1 vs. William & Mary (09/07/24)
Kick Returns 3 (4x) last vs. App State (11/3/22)
Kick Return Yards 115 vs. Gardner-Webb (9/10/22)
Long Kick Return 95 vs. Gardner-Webb (9/10/22)
Kick Return TDs 1 vs. Gardner-Webb (9/10/22)

SE'VON MCDOWELL

Tackles 1 at Jacksonville State (08/29/24)
Solo Tackles 1 at Jacksonville State (08/29/24)

XAVIER MCINTYRE

Tackles 1 at Jacksonville State (08/29/24)
Solo Tackles 1 at Jacksonville State (08/29/24)

SENIKA MCKIE (at Coastal Carolina)

Receptions 2 at Temple (09/14/24)
Receiving Yards 41 vs. Virginia (09/21/24)
Longest Reception 41 vs. Virginia (09/21/24)
Receiving TDs 1 at Jacksonville State (08/29/24)

MALICK MEIGA (at Coastal Carolina)

Receptions 2 vs. William & Mary (09/07/24)
Receiving Yards 46 at Jacksonville State (08/29/24)
Longest Reception 46 at Jacksonville State (08/29/24)

TRAVIS NESBITT

Tackles 1 (3x) last vs. Virginia (09/21/24)
Solo Tackles 1 at Temple (09/14/24)

MATT PACK JR. (at Coastal Carolina)

Rushes 6 vs. William & Mary (09/07/24)
Rushing Yards 16 vs. William & Mary (09/07/24)
Longest Rush 16 vs. William & Mary (09/07/24)

DRE PINCKNEY

Tackles 10 vs. NIU (12/17/21)
Solo Tackles 5 vs. NIU (12/17/21)
TFLs 1.0 at South Alabama (11/26/21)
Fumbles Recovered 1 vs. NIU (12/17/21)
Pass Breakups 1 vs. Texas State (11/20/21)
Interceptions 1 vs. Marshall (10/28/23)

JUAN POWELL (at Coastal Carolina)

Tackles 10 at Ga. Southern (09/30/23)
Solo Tackles 6 (2x) last at Arkansas State (10/21/23)
TFLs 2.0 at Old Dominion (11/04/23)
Pass Breakups 1(8x) last vs. William & Mary (09/07/24)
QB Hurries 1 at Old Dominion (11/04/23)

SIMEON PRICE (at Coastal Carolina)

Rushes 8 at Temple (09/14/24)
Rushing Yards 29 at Temple (09/14/24)
Longest Rush 7 at Temple (09/14/24)

GAVIN RANSAW (at Coastal Carolina)

Tackles 4 vs. Virginia (09/21/24)
Solo Tackles 1 vs. Virginia (09/21/24)

BRAYLON RYAN

Tackles 6 at Temple (09/14/24)
Solo Tackles 4 at Temple (09/14/24)
Sacks 1.0 vs. Buffalo (9/17/22)
TFLs 1.0 (4x) last at Arkansas State (10/21/23)
QB Hurries 2 at Marshall (10/29/22)
Forced Fumbles 1 (2x) last vs. Georgia St. (09/21/23)
Fumble Recovery 1 vs. Gardner-Webb (9/10/22)

EMILE SEBAFUNDI

Punts 2 at Jacksonville State (08/29/24)
Punt Yards 77 at Jacksonville State (08/29/24)
Punt Avg. 38.5 at Jacksonville State (08/29/24)
Long Punt 46 at Jacksonville State (08/29/24)
Inside 20 2 at Jacksonville State (08/29/24)

JA'VIN SIMPKINS

Rushes 12 at Jacksonville State (08/29/24)
Rushing Yards 80 at Jacksonville State (08/29/24)
Longest Rush 24 at Jacksonville State (08/29/24)
Rushing TDs 1 vs. Duquesne (09/16/23)
Receptions 1 vs. San Jose State (12/23/23)
Receiving Yards 3 vs. San Jose State (12/23/23)
Longest Reception 3 vs. San Jose State (12/23/23)
Kick Returns 3 (2x) last at Ga. So. (09/30/23)
Kick Return Yards 48 (2x) last at Ga. So. (09/30/23)
Long Kick Return 33 vs. San Jose State (12/23/23)

TRAY TAYLOR (at Coastal Carolina)

Receptions 3 (2x) last vs. Virginia (09/21/24)
Receiving Yards 98 at Jacksonville State (08/29/24)
Longest Reception 59 at Jacksonville State (08/29/24)
Receiving TDs 1 at Jacksonville State (08/29/24)
Rushes 2 at Temple (09/14/24)
Rushing Yards 22 vs. Virginia (09/21/24)
Longest Rush 22 vs. Virginia (09/21/24)
Punt Returns 2 at Jacksonville State (08/29/24)
Punt Return Yards 8 at Jacksonville State (08/29/24)
Longest Punt Return 7 at Jacksonville State (08/29/24)

ABRAHAM TEMONEY III

Tackles 8 vs. James Madison (11/25/23)
Solo Tackles 5 vs. James Madison (11/25/23)
Fumble Recovery 1 (2x) last at App State (10/10/23)
Forced Fumbles 1 vs. Duquesne (09/16/23)
Touchdowns 1 vs. Georgia State (09/21/23)
Pass Breakups 1 (3x) last vs. San Jose State (12/23/23)

FARRADJ TITIKPINA

Tackles 3 vs. Virginia (09/21/24)

JAMESON TUCKER

Receptions 4 at Temple (09/14/24)
Receiving Yards 100 at App State (10/10/23)
Longest Reception 51 at App State (10/10/23)
Receiving TDs 1 (6x) last vs. Virginia (09/21/24)
Tackles 1 (2x) last at Old Dominion (11/04/23)
Solo Tackles 1 (2x) last at Old Dominion (11/04/23)

ETHAN VASKO

Completions 21 vs. James Madison (11/25/23)
Pass Attempts 33 vs. San Jose State (12/23/23)
Passing Yards 254 vs. James Madison (11/25/23)
Passing TDs 2 (2x) last at Jacksonville State (08/29/24)
Longest Pass 65 vs. Virginia (09/21/24)
Rushes 21 at Old Dominion (11/04/23)
Rushing Yards 170 at Old Dominion (11/04/23)
Rushing TDs 1(3x) last at Jacksonville State (08/29/24)
Longest Rush 75 at Old Dominion (11/04/23)
Receptions 1 vs. Marshall (10/28/23)
Punts 1 at Old Dominion (11/04/23)
Punt Yards 43 at Old Dominion (11/04/23)
Punt Avg. 43.0 at Old Dominion (11/04/23)
Long Punt 43 at Old Dominion (11/04/23)

CHRISTIAN WASHINGTON (at Coastal Carolina)

Rushes 16 vs. William & Mary (09/07/24)
Rushing Yards 100 vs. William & Mary (09/07/24)
Rushing TDs 2 (2x) last at Temple (09/14/24)
Longest Rush 43 vs. William & Mary (09/07/24)
Receptions 2 at Temple (09/14/24)
Receiving Yards 16 at Temple (09/14/24)
Longest Reception 8 at Temple (09/14/24)
Kick Returns 4 at Jacksonville State (08/29/24)
Kick Return Yards 97 at Jacksonville State (08/29/24)
Long Kick Return 35 at Jacksonville State (08/29/24)

MACK WEST

Punts 1 (4x) last vs. ECU (12/27/22)
Punt Yards 34 vs. ECU (12/27/22)
Punt Avg. 34.0 vs. ECU (12/27/22)
Long Punt 34 vs. ECU (12/27/22)
Inside 20 1 (3x) last vs. ECU (12/27/22)

WILL WHITSON (at Coastal Carolina)

Tackles 8 vs. Texas State (11/11/23)
Solo Tackles 4 vs. Texas State (11/11/23)
Tackles for Loss 2.0 vs. Texas State (11/11/23)

INDIVIDUAL CAREER GAME-HIGHS

Sacks 2.0 vs. Texas State (11/11/23)
Forced Fumbles 1 at Jacksonville State (08/29/24)
QB Hurries 2 at App State (10/10/23)

AJ WILLIAMS (at Coastal Carolina)

Tackles 6 vs. Virginia (09/21/24)
Solo Tackles 5 at Temple (09/14/24)
Pass Breakups 1 vs. Virginia (09/21/24)

MYLES WOODS

Tackles 3(2x) last vs. William & Mary (09/07/24)
Solo Tackles 3(2x) last vs. William & Mary (09/07/24)

CAMERON WRIGHT (at Coastal Carolina)

Receptions 3 vs. William & Mary (09/07/24)
Receiving Yards 39 vs. William & Mary (09/07/24)
Longest Reception 24 at Jacksonville State (08/29/24)
Receiving TDs 1 at Temple (09/14/24)

CAREER STARTS/GAMES PLAYED

CAREER STARTS (AT COASTAL CAROLINA ONLY)

NAME	'20	'21	'22	'23	'24	TOT. CONS.
B. Ryan	-	2	7	12	4	25 23
S. Bruce	-	-	9	11	4	24 6
T. Fletcher	-	1	8	11	4	24 8
Z. Lindsay	-	-	1	13	4	18 17
B. Bennett	-	-7	2	5	1	15 -
M. McDoom	-	-	-1	12	4	17 16
N. Del Grande	-	-	-	12	4	16 16
K. Karr	-	-	-	12	4	16 16
J. Tucker	-	-	-	11	4	15 11
J. Powell	-	-	-	10	4	14 4
W. Whitson	-	-	-	8	2	10 -
E. Johnson	-	2	5	-	4	11 4
Z. Elam	-	-	-	8	-	8 -
T. Johnson	-	-	-	4	4	8 4
E. Vasko	-	-	-	4	4	8 6
A. Temoney	-	-	-	4	-	4 -
K. Duplessis	-	-	1	2	1	4 -
D. Pinckney	-	1	1	1	-	3 -
W. Gedeon	-	-	-	1	4	5 5
C. Eubanks	-	-	-	-	4	4 4
S. Goram-Welch-	-	-	-	-	4	4 4
D. Manson	-	-	-	-	4	4 4
J. Simpkins	-	-	-	-	2	2 -
A. Williams	-	-	-	-	4	4 4
C. Wright	-	-	-	-	3	3 1
M. Balthazar	-	-	1	-	-	1 -
Joah Cash	-	-	-	1	-	1 -
H. Edwards	-	-	-	-	2	2 1
J. Grant III	-	-	-	1	-	1 -
A. Walton	-	-	-	-	2	2 -
D. Diggs	-	-	-	-	2	2 2
C. Washington	-	-	-	-	2	2 2
S. McKie	-	-	-	-	1	1 -
T. Taylor	-	-	-	-	2	2 2

CAREER GAMES PLAYED (AT COASTAL CAROLINA ONLY)

NAME	'20	'21	'22	'23	'24	TOT. CONS.
B. Ryan	-	13	13	13	4	43 43
T. Fletcher	-	12	13	12	4	41 29
B. Bennett	4	13	4	12	2	35 -
Z. Lindsay	-	3	13	13	4	33 30
S. Bruce	7	-	10	11	4	32 6
K. Duplessis	-	2	12	13	4	31 17
E. Johnson	-	10	6	11	4	31 8
M. McDoom	-	-	13	13	4	30 30
K. Hensley	-	-	13	12	4	29 27
M. West	-	-	13	13	4	30 30
L. Gray	-	3	10	13	4	30 28
J. Tucker	-	1	8	13	4	26 25
J. Cash	-	-	13	7	4	24 4
T. Wagner	-	13	-	6	4	23 6
A. Walton	-	-	12	7	3	22 -
M. Balthazar	-	-	8	13	-	21 -
A. Temoney	-	-	-	13	4	17 17
B. Graves	-	-	-	13	4	17 17
C. Eubanks	-	-	-	13	4	17 17
D. Pinckney	-	3	1	10	-	14 -
W. Whitson	-	-	-	13	2	15 -
W. Gedeon	-	-	-	12	4	16 16
T. Brown	-	-	-	11	4	15 8
K. Karr	-	-	-	12	4	16 16
N. Del Grande	-	-	-	12	4	16 16
C. Anokwuru	-	-	-	11	2	13 2
J. Powell	-	-	-	9	4	13 4
E. Vasko	-	-	-	8	4	12 6
K. Jenkins	-	-	-	8	-	8 -
T. Johnson	-	-	4	1	4	9 4
J. Grant III	-	-	-	3	-	3 -
Z. Elam	-	-	-	12	-	12 -
J. Hanson	-	-	-	4	4	8 4
C. Berrong	-	-	-	1	4	5 4
Ayonne Jones	-	-	-	7	4	11 6
D. Lloyd	-	-	-	1	4	5 4
S. Kishbaugh	-	-	-	5	4	9 5
J. Kirkpatrick	-	-	-	2	-	2 -
J. Simpkins	-	-	-	11	2	13 -
N. Thompson	-	-	-	1	-	1 -
M. Corey III	-	-	-	1	1	2 -
B. Johnson	-	-	-	4	4	8 8
G. Akpaloo	-	-	-	-	4	4 4
B. Arnoult	-	-	-	-	4	4 4
C. Avery	-	-	-	-	4	4 4
N. Barber	-	-	-	-	4	4 4
B. Brown	-	-	-	-	4	4 4
J. Bryant	-	-	-	-	2	2 -
Z. Cody	-	-	-	-	4	4 4
C. Conyer	-	-	-	-	4	4 4
Z. Courtney	-	-	-	-	4	4 4
I. Diawara	-	-	-	-	4	4 4
D. Diggs	-	-	-	-	4	4 4
H. Edwards	-	-	-	-	4	4 4
C. Fuller	-	-	-	-	2	2 2

S. Goram-Welch-	-	-	-	-	4	4	4
X. Gordon	-	-	-	-	4	4	4
B. Hall	-	-	-	-	2	2	-
J. Hampton	-	-	-	-	3	3	1
C. Jackson	-	-	-	-	4	4	4
Andre Jones	-	-	-	-	3	3	1
D. Jones	-	-	-	-	2	2	-
N. Kim	-	-	-	-	3	3	1
C. Lubin	-	-	-	-	2	2	1
D. Manson	-	-	-	-	4	4	4
S. McDowell	-	-	-	-	4	4	4
X. McIntyre	-	-	-	-	4	4	4
N. Merchant	-	-	-	-	1	1	-
S. McKie	-	-	-	-	4	4	4
M. Meiga	-	-	-	-	4	4	4
T. Nesbitt	-	-	-	-	4	4	4
G. Ransaw	-	-	-	-	3	3	1
E. Sebaundi	-	-	-	-	4	4	4
T. Taylor	-	-	-	-	4	4	4
C. Washington	-	-	-	-	4	4	4
A. Williams	-	-	-	-	4	4	4
M. Woods	-	-	-	-	4	4	4
C. Wright	-	-	-	-	4	4	4
Q. Peterson	-	-	-	-	2	2	1
M. Pack	-	-	-	-	1	1	-
F. Titikpina	-	-	-	-	2	2	1
M. Cogoni	-	-	-	-	1	1	-
R. Aguilar	-	-	-	-	1	1	-
S. Price	-	-	-	-	2	2	2
J. Gillespie	-	-	-	-	1	1	1
F. Richardson	-	-	-	-	1	1	1

STARTERS

STARTING LINEUPS

OFFENSE	LT	LG	C	RG	RT	TE/WR	WR/TE	WR	WR/RB	RB	QB
at Jacksonville State	Del Grande	Edwards	Johnson	Manson	Lindsay	Karr	Wright	Tucker	Bennett	Simpkins	Vasko
WILLIAM & MARY	Del Grande	Walton	Johnson	Manson	Lindsay	Karr	Wright	Tucker	Duplessis	Simpkins	Vasko
at Temple	Del Grande	Walton	Johnson	Manson	Lindsay	Karr	McKie	Tucker	Taylor	Washington	Vasko
VIRGINIA	Del Grande	Edwards	Johnson	Manson	Lindsay	Karr	Wright	Tucker	Taylor	Washington	Vasko

OLD DOMINION

at James Madison

LOUISIANA

at Troy

APP STATE

at Marshall

GA. SOUTHERN

at Georgia State

DEFENSE	DL	DL	DL	OLB	LB	LB	NICKEL	CB	SS	FS	CB
at Jacksonville State	Whitson	Johnson	Goram-Welch	Ryan	Bruce	Gedeon	Powell	Eubanks	Fletcher	Williams	McDoom
WILLIAM & MARY	Whitson	Johnson	Goram-Welch	Ryan	Bruce	Gedeon	Powell	Eubanks	Fletcher	Williams	McDoom
at Temple	Diggs	Johnson	Goram-Welch	Ryan	Bruce	Gedeon	Powell	Eubanks	Fletcher	Williams	McDoom
VIRGINIA	Diggs	Johnson	Goram-Welch	Ryan	Bruce	Gedeon	Powell	Eubanks	Fletcher	Williams	McDoom

OLD DOMINION

at James Madison

LOUISIANA

at Troy

APP STATE

at Marshall

GA. SOUTHERN

at Georgia State

GAMEDAY INFORMATION

GAME INFORMATION

	COIN TOSS	CCU KO/REC.	CCU 1ST OFF. PLAY	CCU 1ST POSSESSION	OPP. 1ST POSSESSION	KICKOFF TIME (ET)	GAME LENGTH	CCU HELMET	CCU JERSEY	CCU PANTS
at Jacksonville State	JSU	REC	J. Simpkins rush	FG	Punt	8:02 p.m.	3:17	Teal	White	Teal
WILLIAM & MARY	CCU	KO	E. Vasko rush	TD	Punt	7:03 p.m.	3:28	Teal	Teal	Teal
at Temple	CCU	KO	C. Washington rush	TD	Missed FG	2:03 p.m.	2:53	Black	White	Black
VIRGINIA	UVA	REC	E. Vasko pass completion	FG	TD	2:03 p.m.	3:17	Black	Teal	Black

OLD DOMINION

at James Madison

LOUISIANA

at Troy

APP STATE

at Marshall

GA. SOUTHERN

at Georgia State

* touchdown

DRIVES

DRIVE CHART

	DISPLAYED COASTAL/OPPONENT													
	Possessions	TDs	FGs Made	FGs Missed	Fumble	Int.	Safety	Punt	Downs	Half	80+yard	GameDrives	Defense 3 and Out *	
at Jacksonville State	14/14	6/3	2/2	0/0	1/1	1/2	0/0	2/6	0/0	1/0	1/0	1/1	5/1	
WILLIAM & MARY	13/13	3/3	4/0	1/0	0/1	0/0	0/0	4/9	0/0	0/0	1/0	2/0	2/3	
at Temple	10/10	3/2	0/2	0/1	0/1	0/1	0/0	4/2	1/1	1/0	1/0	0/0	1/2	
VIRGINIA	11/13	3/5	1/3	0/0	0/0	1/0	0/0	3/3	3/1	0/1	0/1	1/1	2/3	
OLD DOMINION														
at James Madison														
LOUISIANA														
at Troy														
APP STATE														
at Marshall														
GA. SOUTHERN														
at Georgia State														
TOTAL														

* offensive team is forced to punt (does not include turnovers, turnover on downs or end of half/game)

TURNOVERS

COASTAL CAROLINA TAKEAWAYS

NO.	OPP.	QTR	TURNOVER	DEFENDER(S)	LED TO	PTS.	
						OFF	DEF
1	JSU	1	Fumble	Will Whitson, Clev Lubin*	TD	7	
2	JSU	1	Interception	Matthew McDoom	INT	-	
3	JSU	3	Interception	Cristian Conyer	FG	3	
4	W&M	3	Fumble	Matthew McDoom*	TD	7	
5	TEM	1	Interception	Xamarion Gordon*	TD	7	
6	TEM	2	Fumble	Emmanuel Johnson, Shane Bruce	TD	7	
* Defensive touchdown						Points	31

COASTAL CAROLINA GIVEAWAYS

NO.	OPP.	QTR	TURNOVER	PLAYER	LED TO	PTS.	
						OFF	DEF
1	JSU	1	Fumble	Ja'Vin Simpkins	FG	3	
2	JSU	1	Interception	Ethan Vasko	Punt	-	
3	UVA	1	Fumble	Tray Taylor	TD	7	
4	UVA	1	Interception	Ethan Vasko	TD	7	
* Defensive touchdown						Points	17

COASTAL CAROLINA TAKEAWAYS

2024 Season: 6 (3 interceptions, 3 fumble recovery)
 2023 Season: 22 (14 interceptions, 8 fumble recoveries)
 2022 season: 21 (9 interceptions, 12 fumble recoveries)
 2021 season: 13 (6 interceptions, 7 fumble recoveries)
 2020 season: 25 (16 interceptions, 9 fumble recoveries)
 2019 season: 17 (11 interceptions, 6 fumble recoveries)

COASTAL CAROLINA GIVEAWAYS

2024 Season: 4 (2 interceptions, 2 fumbles lost)
 2023 Season: 14 (9 interceptions, 9 fumbles lost)
 2022 season: 19 (6 interceptions, 13 fumbles lost)
 2021 season: 10 (4 interceptions, 6 fumbles lost)
 2020 season: 12 (5 interceptions, 7 fumbles lost)
 2019 season: 17 (9 interceptions, 8 fumbles lost)

SCORING DRIVES

COASTAL SCORING DRIVES

	QTR	TD	FG	PLAYERS	PLAY	PL	YDS	TIME
JSU	1		X	Kade Hensley	25-yard FG	9	50	3:45
JSU	1	X		Ethan Vasko to Tray Taylor	36-yard pass	8	77	4:30
JSU	2	X		Ethan Vasko	4-yard run	5	80	1:52
JSU	2	X		Braydon Bennett	2-yard run	9	48	4:49
JSU	3	X		Braydon Bennett	2-yard run	9	79	4:39
JSU	3		X	Kade Hensley	39-yard FG	4	0	2:13
JSU	4	X		Ethan Vasko to Jameson Tucker	37-yard pass	9	75	4:36
JSU	4	X		Noah Kim to Senika McKie	9-yard pass	9	75	5:45
W&M	1	X		Braydon Bennett	4-yard run	5	57	1:31
W&M	1	X		Christian Washington	1-yard run	9	99	4:28
W&M	2	X		Christian Washington	4-yard run	9	81	3:18
W&M	2		X	Kade Hensley	43-yard FG	5	48	1:09
W&M	2		X	Kade Hensley	33-yard FG	4	7	0:51
W&M	3		X	Kade Hensley	49-yard FG	9	38	2:32
W&M	4		X	Kade Hensley	35-yard FG	9	45	4:12
TEM	1	X		Christian Washington	15-yard run	11	63	4:46
TEM	2	X		Ethan Vasko to Cameron Wright	8-yard pass	2	11	0:43
TEM	3	X		Christian Washington	5-yard run	13	75	6:38
UVA	1		X	Kade Hensley	30-yard FG	9	52	3:25
UVA	2	X		Ethan Vasko to Jameson Tucker	29-yard pass	8	90	3:34
UVA	3	X		Ethan Vasko	3-yard run	4	75	2:05
UVA	4	X		Noah Kim to Bryson Graves	15-yard pass	8	75	3:06

OPPONENT SCORING DRIVES

	QTR	TD	FG	PLAYERS	PLAY	PL	YDS	TIME
JSU	1		X	G. Rippa	49-yard FG	7	25	2:29
JSU	2	X		C. Fuller	1-yard run	9	75	2:01
JSU	4		X	G. Rippa	26-yard FG	14	67	5:03
JSU	4	X		T. Huff to M. Pettway	92-yard pass	1	85	0:24
JSU	4	X		T. Stewart	38-yard run	4	75	1:12
W&M	2	X		D. Wilson to D. Kendrick	62-yard pass	4	75	1:22
W&M	3	X		D. Wilson	19-yard run	4	30	2:01
W&M	4	X		T. Hughes	4-yard run	15	75	4:11
TEM	1		X	M. Trujillo	54-yard FG	5	39	1:53
TEM	2	X		E. Simon to J. Adams	15-yard pass	8	75	3:48
TEM	2	X		E. Simon to D. Wright	2-yard pass	7	53	3:44
TEM	4		X	M. Trujillo	37-yard FG	11	54	5:44
UVA	1	X		A. Colandrea to M. Fields	7-yard pass	3	13	1:20
UVA	1	X		G. Brosterhaus	5-yard run	3	35	1:22
UVA	2		X	W. Bettridge	22-yard FG	14	64	7:45
UVA	2	X		G. Brosterhaus	1-yard run	10	75	4:27
UVA	2		X	W. Bettridge	47-yard FG	10	28	1:46
UVA	3		X	W. Bettridge	45-yard FG	6	47	2:33
UVA	3	X		K. Pace	1-yard run	5	92	2:50
UVA	4	X		A. Colandrea to M. Fields	37-yard pass	6	65	2:36

EXPLOSIVE PLAYS

COASTAL BIG PLAYS (20+ YARDS)

* Touchdown

NO.	OPPONENT	PLAYER(S)	PLAY	DOWN-DIST.	YDS
1	JSU (7)	Ja'Vin Simpkins	Run	1-10	24
2		Ethan Vasko to Tray Taylor*	Pass	1-10	36
3		Ethan Vasko to Tray Taylor	Pass	2-10	59
4		Ethan Vasko to Cameron Wright	Pass	1-10	24
5		Ethan Vasko to Malick Meiga	Pass	2-5	46
6		Ethan Vasko to Jameson Tucker*	Pass	3-8	37
7		Darren Lloyd	Run	2-8	53
8	W&M (5)	Ethan Vasko to Tray Taylor	Pass	2-7	39
9		Ethan Vasko to Malick Meiga	Pass	1-10	26
10		Ethan Vasko	Run	2-9	22
11		Ethan Vasko to Jameson Tucker	Pass	2-8	30
12		Christian Washington	Run	1-10	43
13	TEM (1)	Ethan Vasko to Jameson Tucker	Pass	1-10	22
14	UVA (7)	Ethan Vasko to Jameson Tucker	Pass	3-10	31
15		Tray Taylor	Run	1-10	22
16		Ethan Vasko to Jameson Tucker*	Pass	4-2	29
17		Ethan Vasko to Tray Taylor	Pass	2-10	58
18		Ethan Vasko to Kendall Karr	Pass	1-10	65
19		Ethan Vasko to Bryson Graves	Pass	1-10	20
20		Noah Kim to Malick Meiga	Pass	2-6	41

OPPONENT BIG PLAYS (20+ YARDS)

* Touchdown

NO.	OPPONENT	PLAYER(S)	PLAY	DOWN-DIST.	YDS
1	JSU (4)	T. Huff to B. Rechsteiner	Pass	1-10	30
2		T. Huff to M. Pettway*	Pass	1-17	92
3		T. Huff to J. Bowie	Pass	2-5	24
4		T. Stewart*	Run	1-10	38
5	W&M (3)	D. Wilson to D. Kendrick*	Pass	1-10	62
6		D. Wilson to D. Harris	Pass	1-10	26
7		T. Hughes	Run	4-10	20
8	TEM (4)	A. Littleton II	Run	1-10	37
9		E. Simon to D. Wright	Pass	1-10	24
10		E. Simon to A. Littleton II	Pass	2-9	20
11		E. Simon to D. Wright	Pass	4-6	21
12	UVA (5)	X. Brown	Run	1-10	29
13		X. Brown	Run	3-1	24
14		A. Colandrea	Run	1-10	25
15		X. Brown	Run	2-3	75
16		A. Colandrea to M. Fields*	Pass	1-10	37

COASTAL CAROLINA BIG PLAYS

2024 season: 20
 2023 season: 63
 2022 season: 84
 2021 season: 94
 2020 season: 75
 2019 season: 56

OPPONENT BIG PLAYS

2024 season: 16
 2023 season: 51
 2022 season: 103
 2021 season: 77
 2020 season: 66
 2019 season: 80

THE LAST TIME BY A CHANTICLEER ...

RUSHING

30-plus Rushing Attempts: 32 by Lorenzo Taliaferro at Elon (09-28-13)
 40 to 69-Yard Run (no touchdown): ... 43 by Christian Washington vs. William & Mary (09-07-24)
 40 to 69-Yard Touchdown Run: 45 by Jared Brown vs. App State (11-03-22)
 70-Yard plus Run (no touchdown): 76 by Tyler Thigpen at Gardner-Webb (11-11-06)
 70-Yard plus Touchdown Run:75 by Ethan Vasko at Old Dominion (11-04-23)
 2-plus Rushing Touchdowns: 2 by Christian Washington at Temple (09-14-24)
 4-plus Rushing Touchdowns: 4 by Lorenzo Taliaferro at Liberty (10-19-13)
 100-Yard Rusher.....100 by Christian Washington vs. William & Mary (09-07-24)
 Two Players with 100 Yards plus Rushing: 102 by Bryce Carpenter & 100 by CJ Marable
at UMass (09-21-19)
 100 Yards Rushing and Receiving (Same Player):NA
 100-Yard Rusher/100-Yard Receiver: by Braydon Bennett (114) & Sam Pinckney (132)
 and Jared Brown at Georgia Southern (09-30-23)

PASSING

30-plus Pass Completions:32 by Bryce Carpenter vs. Troy (11-02-19)
 Consecutive Completions: 16 by Zach MacDowall at VMI (11-06-10)
* Grayson McCall completed 16-straight passes over a three-game span
 vs. UMass (09-25-21); vs. ULM (10-02-21); at A-State (10-07-21) (1st half)
 40-plus Pass Attempts: 42 by Grayson McCall vs Georgia State (09-21-23)
 4-plus Touchdown Passes: 4 by Grayson McCall vs. Northern Illinois (12-17-21)
 5-plus Touchdown Passes:5 by Grayson McCall vs. Texas State (11-20-21)
 300-plus Yards Passing: 373 by Grayson McCall at Appalachian State (10-10-23)
 400-plus Yards Passing: 415 by Alex Ross vs. The Citadel (11-28-15)
 100 Yards Rushing and 200 Passing: by Alex Ross (155-202) at Montana (12-07-13)
 350-plus Yards Total Offense:350 by Ethan Vasko at Old Dominion (11-04-23)

RECEIVING

10-plus Receptions: 11 by Sam Pinckney at Troy (12-03-22)
 3-plus Touchdown Receptions:4 by Isaiah Likely at Arkansas State (10-07-21)
 Two Players with at least 2 TD Receptions:Chris Jones (2) and Tyrell Blanks (2)
vs. Kennesaw State (11-14-15)
 200-plus Yards Receiving:.....232 (8 rec.) by Isaiah Likely at Arkansas State (10-07-21)
 Two Players with 100-Yards Receiving: .102 by Sam Pinckney (7) and 100 by Jameson Tucker (3)
 at Appalachian State (10-10-23)
 100-plus Receiving Yards by WR:123 by Sam Pinckney (8 rec.) vs. San Jose State (12-23-23)
 100-plus Receiving Yards by RB: . 129 by De'Angelo Henderson (7 rec.) at Furman (09-05-15)
 100-plus Receiving Yards by TE:101 by Isaiah Likely (7 rec.) vs. Georgia State (11-13-21)
 50-plus Yard Reception: 65 by Kendall Karr vs. Virginia (09-21-24)
 80-plus Yard Reception:99 (TD) by Isaiah Likely at Arkansas State (10-07-21)
 Rushing and Receiving Touchdown:(1-1) by Jared Brown vs Jacksonville State (09-09-23)
 Passing and Receiving Touchdown:(1-1) by DeMario Bennett at Liberty (10-15-11)
 200-plus All-Purpose Yards:.....236 (211 rush, 25 rec.) by Shermari Jones
at South Alabama (11-26-21)

SCORING TDs

Responsible for at least 3 TDs: 3 (2 pass, 1 rush) by Ethan Vasko at Jacksonville State (08-29-24)
 Responsible for 6-plus TDs:6 (5 pass, 1 rush) by Zach MacDowall vs. Charleston So. (11-20-10)
 Scored 4-plus Touchdowns:4 by Isaiah Likely at Arkansas State (10-07-21)
 Scored 20-plus Points: 24 by Isaiah Likely at Arkansas State (10-07-21)

DEFENSE

Had at least 15 Tackles:15 by JT Killen at Army (11-18-23)
 Had 20-plus Tackles: 20 by Quinn Backus vs. Liberty (11-22-14)
 Had 3.0 or more Tackles-for-Loss: 3.0 by Josaiah Stewart vs. Southern Miss (11-12-22)
 Had 2.0 or more Sacks:2.0 by Will Whitson vs. Texas State (11-11-23)
 Recorded a Safety:C.J. Brewer and Mateo Supido vs. Georgia State (11-13-21)
 Created Two Turnovers:2 (INTs) by Lance Boykin vs. Gardner-Webb (09-10-22)
 Intercepted a Pass:..... by Xamarion Gordon at Temple (09-14-24)
 Interception Return for TD:by Xamarion Gordon (29 yards) at Temple (09-14-24)
 Two INTs in a Game, Same Player: by Lance Boykin vs. Gardner-Webb (09-10-22)
 3-plus INTs in a Game, Same Player:3 by Clayton Isbell at UCLA (09-02-23)
 3-plus Pass Breakups:.....4 by Matthew McDoom vs. San Jose State (12-23-23)
 Forced Fumble & Recovered Fumble in a Game: by Clev Lubin at Jacksonville State (08-29-24)
 Forced 2-plus Fumbles:2 by Josaiah Stewart at Georgia Southern (11-06-21)
 Recovered 2-plus Fumbles: 2 by JT Killen at ULM (10-08-22)
 Fumble Recovered/Returned for TD: .. 24 yards by Matthew McDoom vs. William & Mary (09-07-24)
 Defensive Extra Point: 86 yards by Preston Carey at UAB (09-16-17)
 Scored Two Defensive TDs: ..Alex Searce (INT, fumble rec) vs Central Conn State (11-22-16)

SPECIAL TEAMS

Returned Opening Kick for a Touchdown:NA
 Kickoff Return for Touchdown: 95 yards by Matthew McDoom vs. GWU (09-10-22)
 Returned a Kickoff 50-plus Yards:.....50 yards by Matthew McDoom at GSU (09-22-22)
 Punt Return for Touchdown: 72 yards by Ky'Jon Tyler at ULM (11-23-19)
 Returned a Punt 40-plus Yards: 51 yards by Jared Brown vs Duquesne (09-16-23)
 Blocked a Punt: by Ibrahim Diawara w. William & Mary (09-07-24)
 Punt Blocked & Returned for a TD:Blocked by Alex Spillum
 Returned 33 yards by Mason Shelton at Georgia Southern (11-06-21)
 Punt Blocked for a Safety:by Jarius McMillan at Jacksonville State (09-17-16)
 Blocked a PAT:by Jeffrey Gunter vs. Kansas (09-10-21)
 Blocked a FG:.....by Jerrod Clark at James Madison (11-26-22)
 Returned Blocked FG for a TD: 65 yards by Kenneth Daniels (blocked by Myles White)
 vs. Furman (09-24-16)
 Had a 50-plus Yard Punt:..... 52 yards by Evan Crenshaw vs. San Jose State (12-23-23)
 Had a 60-plus Yard Punt:.....67 yards by Evan Crenshaw at Georgia Southern (09-30-23)
 Had a 45-plus Yard FG:..... 48 yards by Kade Hensley vs. Gardner-Webb (09-10-22)
 Had a 50-plus Yard FG:.....50 yards by Massimo Biscardi at Appalachian State (10-20-21)
 Missed an Extra Point:..... by Kade Hensley vs. Southern Miss (Blocked) (11-12-22)
 Two-Point Conversion By Rush:by Bryce Archie vs. East Carolina (12-27-22)
 Two-Point Conversion By Pass: by Grayson McCall to Isaiah Likely
vs. Northern Illinois (12-17-21)

THE LAST TIME COASTAL CAROLINA ...

RUSHING

Team Had 50 Rushing Attempts:57 at Jacksonville State (08-29-24)
 Team Had 60 Rushing Attempts:67 vs. Liberty (11-17-16)
 Team Netted 300-plus Yards Rushing:315 at South Alabama (11-26-21)
 Team Netted 400-plus Yards Rushing:406 at Texas State (11-28-20)
 Team Failed To Net 50 Yards Rushing:46 vs. Gardner-Webb (09-10-22)
 Team Failed To Net 100 Yards Rushing:82 vs. Virginia (09-21-24)
 Team Rushed for 5-plus Touchdowns:5 vs. The Citadel (09-02-21)

PASSING

Team Completed 20-plus Passes:21 vs. James Madison (11-25-23)
 Team Attempted 40-plus Passes:42 vs Georgia State (09-21-23))
 Team Gained 300-plus Yards Passing:302 vs. Virginia (09-21-24)
 Team Failed To Gain 100 Yards Passing:93 at James Madison (11-26-22)
 Team Passed for 4-plus Touchdowns:4 vs. Northern Illinois (12-17-21)
 Team Passed for 5-plus Touchdowns:5 vs. Texas State (11-20-21)

TOTAL YARDS

Team Gained 400 Total Offensive Yards:456 vs. William & Mary (09-07-24)
 Team Gained 500 Total Offensive Yards:552 at Jacksonville State (08-29-24)
 Team Gained 600 Total Offensive Yards:685 at Arkansas State (10-07-21)
 Team Failed to Gain 300 Total Offensive Yards:287 at Temple (09-14-24)
 Team Failed to Gain 200 Total Offensive Yards:183 at James Madison (11-26-22)
 Team Failed to Score a Touchdown: at Stony Brook (10-29-11)

THE LAST TIME BY AN OPPONENT ...

RUSHING

100-plus Rushing Yards:171 by Xavier Brown vs. Virginia (09-21-24)
 175-plus Rushing Yards:259 by Blake Watson vs. Old Dominion (10-15-22)
 Two Players with at least 100 Yards Rushing:by J. Ducker (146) & A. Brown (105)
vs. Northern Illinois (12-17-21)
 Three Players with at least 100 Yards Rushing:by Dan Ellington (128), Tra Barnett (110),
and Seth Paige (104) vs. Georgia State (10-12-19)
 3 Rushing Touchdowns:3 by DK Billingsley 29 at Troy (12-03-22)

PASSING

25-plus Pass Completions:26 by Jordan McCloud vs. James Madison (11-25-23)
 40-plus Pass Attempts:56 by Davis Brin vs. Georgia Southern (09-30-23)
 4 Touchdown Passes:4 by Todd Centeio at James Madison (11-26-22)
 5 Touchdown Passes:5 by Jordan McCloud vs. James Madison (11-25-23)
 300-plus Yards Passing:324 yards by Jordan McCloud vs. James Madison (11-25-23)
 400-plus Yards Passing:403 yards by Bailey Fisher vs. Gardner-Webb (09-10-22)
 100 Yards Rushing and 200 Yards Passing:by Malik Willis (137 rush, 220 pass)
vs. #23 Liberty (12-26-20)

RECEIVING

10-plus Receptions:12 by Khaleb Hood vs Georgia Southern (09-30-23)
 3-plus Touchdown Receptions:3 by Elijah Sarratt vs. James Madison (11-25-23)
 100-plus Yards Receiving:107 yards by Elijah Sarratt vs. James Madison (11-25-23)
 Two Players with 100 Yards Receiving:by Jalen Tolbert (191) and Jalen Wayne (111)
at South Alabama (11-26-21)

MISCELLANEOUS

MOST IN A QUARTER

COASTAL CAROLINA

Points:35 points - 2nd quarter at North Greenville (09-25-03)
 Team Yards Rushing:192 yards - 2nd quarter vs. Chowan (10-15-07)
 Team Yards Passing:193 yards - 2nd quarter at Old Dominion (12-01-12)
 Team Yards Total Offense:269 yards - 2nd quarter at UMass (09-21-19)
 Individual Yards Rushing:148 yards - Mike Tolbert, 4th quarter vs. VMI (10-27-07)
 Individual Yards Passing:193 yards - Aramis Hillary, 2nd quarter
at Old Dominion (12-01-12)
 Individual Yards Receiving:129 yards - Jerome Simpson, 4th quarter
vs. James Madison (09-10-05)

OPPONENT

Points:28 points - 1st quarter at South Carolina (11-23-13)
 Team Yards Rushing:233 yards - 3rd quarter vs. Georgia Southern (11-17-18)
 Team Yards Passing:204 yards - 4th quarter vs. Davidson (09-11-04)
 Team Yards Total Offense:272 yards - 3rd quarter at Georgia State (10-27-18)
 Individual Yards Rushing:177 yards - Monte Purvus, 3rd quarter
vs. Winston-Salem State (09-08-07)
 Individual Yards Passing:204 yards - Damion White, 4th quarter vs. Davidson (09-11-04)
 Individual Yards Receiving:92 yards - Terriun Crump, 1st quarter
vs. Western Illinois (11-27-10)

DEFENSE

Had at least 15 Tackles:15 by D.J. Woodbury at Temple (09-14-24)
 Had 3.0 or more Tackles-for-Loss:3.0 by Jason Henderson at Old Dominion (11-04-23)
 Had 2.5 or more Sacks:3.0 by Laiatu Latu at UCLA (09-02-23)
 Recorded a Safety:Team Safety vs. Appalachian State (11-03-18)
 Intercepted a Pass:by Antonio Clary vs. Virginia (09-21-24)
 Interception Return for TD:20 yards by Khadry Jackson at Georgia Southern (09-30-23)
 Fumble Recovered for TD:28 yard recovery by Christian Albertson at ECU (09-14-13)
 Defensive Extra Point:NA

SPECIAL TEAMS

Kickoff Return for Touchdown:96 by Marcus Jones vs. Troy (09-28-18)
 Returned Opening Kick for a TD:96 by Marcus Jones vs. Troy (09-28-18)
 Punt Return for Touchdown:by Wesley Kennedy III (60 yards) vs. Georgia Southern (10-24-20)
 Blocked Punt Return for Touchdown:by Jabril Williams at Army (11-18-23)
 Blocked a Punt:by Brett Gerena at Army (11-18-23)
 Blocked a PAT:by Josh Ratcliff vs. Southern Miss (11-12-22)
 Blocked a FG:by Isaiah Gibson vs. Marshall (10-28-23)
 50-plus Yard Field Goal:54 yards by Maddux Trujillo at Temple (09-14-24)
 Two-Point Conversion by Rush:by Mike Holloway vs. Charleston Southern (10-01-16)
 Two-Point Conversion by Pass:by Holton Ahlers from Keaton Mitchell
vs. East Carolina (12-27-22)

LARGEST CROWDS: BROOKS STADIUM

	CROWD	OPPONENT	DATE	"EVENT"
1.	22,104	Virginia	09-21-24	Family Weekend/CAF Day
2.	21,324	Marshall	10-28-23	Homecoming
3.	21,224	Appalachian State	11-03-22	Black Out
4.	21,165	Army West Point	09-03-22	Season Opener/Teal Out
5.	19,294	William & Mary	09-07-24	Home Opener/Teal Out
6.	19,139	Georgia Southern	10-01-22	Family Weekend
7.	18,674	ULM	10-02-21	Family/SBC Opener
8.	18,116	Duquesne	09-16-23	--
9.	17,697	Kansas	09-10-21	White Out
10.	17,249	Georgia State	10-12-19	Family/Hall of Fame
11.	16,814	Old Dominion	10-15-22	Homecoming/HOF
12.	16,744	Georgia State	11-13-21	Homecoming/HoF
13.	16,236	The Citadel	09-02-21	Season Opener
14.	16,203	Southern Miss	11-12-22	Senior Night
15.	16,196	James Madison	11-25-23	Senior Day
16.	16,006	Jacksonville State	09-09-23	Season/Home Opener
17.	15,991	Georgia State	10-07-17	Family Weekend
18.	15,951	Georgia Southern	12-02-17	Season Finale
19.	15,832	Texas State	11-11-23	Military Appreciation/Black Out
20.	15,545	Troy	11-11-17	Hall of Fame
21.	15,261	UMass	09-25-21	Teal Out
22.	15,248	Georgia State	09-21-23	White Out
23.	15,098	Troy	11-02-19	Homecoming
24.	15,012	Texas State	11-30-19	Season Finale
25.	14,996	Western Illinois	09-23-17	--
26.	14,857	Louisiana	11-09-19	100th Home Game
27.	14,237	Eastern Michigan	08-31-19	Season/Home Opener
28.	13,997	Texas State	10-28-17	Homecoming
29.	13,659	Norfolk State	09-14-19	Extra Yard for Teachers
30.	13,372	Buffalo	09-17-22	White Out
31.	13,274	UMass	09-02-17	Season/Home Opener
32.	13,004	Appalachian State	11-03-18	Homecoming
33.	12,261	Gardner-Webb	09-10-22	--
34.	11,689	Troy	10-28-21	Black Out
35.	11,506	ULM	10-13-18	Family Weekend
36.	10,386	Texas State	11-20-21	Senior Day

LARGEST CROWDS: CCU ROAD GAMES

	CROWD	OPPONENT	DATE	"EVENT"
1.	106,577	at Penn State	08-30-08	Season Opener
2.	91,946	at Georgia	09-17-11	--
3.	81,411	at South Carolina	11-23-13	--
4.	75,126	at South Carolina	09-01-18	Season Opener
5.	74,429	at Clemson	10-31-09	--
6.	61,476	at Arkansas	11-04-17	--
7.	57,862	at West Virginia	09-04-10	Season Opener
8.	43,705	at UCLA	09-02-23	Season Opener
9.	34,252	at Appalachian State	10-10-23	Tuesday Night
10.	33,493	at Kansas	09-07-19	--

CCU MOST CONSECUTIVE ...

100-yard Rushing Games: 5, De'Angelo Henderson (09-12-15 to 10-10-15)
 5, Lorenzo Taliaferro (9-28-14 to 11-02-14)

CCU CURRENT: — N/A

Games with a rushing TD:29, De'Angelo Henderson (08-30-14 to 09-17-16)

CCU CURRENT: — 1, *Ethan Vasko*

Completions: 16, Grayson McCall (Over 3 games; 09-25-21 to 10-07-21)

..... 16, Kilton Anderson (Over 2 games; 09-08-18 to 09-12-18)

.....16, Zach MacDowall at VMI (11-06-10)

CCU CURRENT: — N/A

200-yard Passing Games: 7, Alex Ross (09-27-14 to 11-15-14)

CCU CURRENT: — 1, *Ethan Vasko*

300-yard Passing Games:3, Tyler Thigpen

(11-11-06 to 11-25-06 —last three games of 2006)

CCU CURRENT: — N/A

Pass Attempts without an INT: 211, Grayson McCall

(Sept. 17, 2022 - vs. Buffalo through Nov. 3, 2022 - vs. Appalachian State)

CCU CURRENT: — 12, *Ethan Vasko*; 12, *Noah Kim*

Games with TD Pass: 23, Grayson McCall

(12-12-20 to 12-03-22 - last 2 games of 2020, 11 games in 2021, and first 10

games played in 2022)

CCU CURRENT: — 2, *Ethan Vasko*

Games with a Reception: 32, CJ Marable (9-29-18 to 12-26-20)

..... (last eight games of 2018 and all 12 games in both 2019 and 2020)

CCU CURRENT: — 8, *Jameson Tucker*

Games with a TD Reception: 9, Jerome Simpson (09-30-06 to 09-01-07)

..... (last eight games of 2006 and first game of 2007)

CCU CURRENT: — 1, *Jameson Tucker*; 1, *Bryson Graves*

PATs Made:85, Josh Hoke (10-23-04 to 10-07-06)

..... (last 28 of 2004, all 38 of 2005 and 1st 19 of 2006)

CCU CURRENT: — 49, *Kade Hensley*.

FGs Made: 10, Ryan Granger (09-19-15 to 10-24-15)

CCU CURRENT: — 2, *Kade Hensley*

Games Scoring a TD:35, De'Angelo Henderson (08-30-14 to 11-26-16)

.....(14 games in 2014, 12 games in 2015 and all nine of his games played in 2016)

CCU CURRENT: — 1, *Jameson Tucker*; 1, *Ethan Vasko*; 1, *Bryson Graves*

Games Scoring a Point:43, Josh Hoke (09-20-03 to 11-25-06)

(last nine games of 2003, all 11 games of 2004, all 11 games of 2005 and in all 12 games

of 2006 ... only game Hoke didn't score was vs. Morehead State in 2003 - missed a PAT)

CCU CURRENT: — 12, *Kade Hensley*

OFFENSIVE NUMBERS

MOST 100-YARD RUSHING GAMES

No.	Name	Season	No.	Name	Career
9	De'Angelo Henderson	2014	25	De'Angelo Henderson	2013-16
9	Lorenzo Taliaferro	2013	10	CJ Marable	2018-20
8	De'Angelo Henderson	2015	9	Lorenzo Taliaferro	2012-13
7	De'Angelo Henderson	2016	6	Patrick Hall	2003-05
6	CJ Marable	2019	5	Aundres Perkins	2003-06
4	Shermari Jones	2021	4	Shermari Jones	2020-21
3	CJ Marable	2020	4	Mike Tolbert	2004-07
2	Braydon Bennett	2021	4	Osharmar Abercrombie	2013-17
2	CJ Beasley	2022	3	Eric O'Neal	2007-10
1	Reese White	2022	2	Multiple Chants	-

ALL TIME 100-PLUS YARD RUSHING

	YARDS	NAME (ATTEMPTS)	OPPONENT	DATE
1.	244	Mike Tolbert (13)	VMI	10-27-07
2.	211	Shermari Jones (23)	at South Alabama	11-26-21
3.	205	Lorenzo Taliaferro (32)	at Elon	09-28-13
4.	202	Aundres Perkins (34)	at North Greenville	09-25-03
5.	201	Patrick Hall (17)	at Davidson	11-08-03
6.	195	Patrick Hall (20)	Charleston Southern	11-20-04
7.	185	De'Angelo Henderson (20)	Furman	09-24-16
8.	174	Lorenzo Taliaferro (17)	at Eastern Kentucky	09-14-13
9.	172	CJ Marable (18)	at ULM	11-23-19
	172	De'Angelo Henderson (20)	South Carolina State	09-13-14
11.	171	Patrick Hall (17)	Savannah State	11-06-04
12.	170	Ethan Vasko (21)	at Old Dominion	11-04-23
13.	165	De'Angelo Henderson (24)	Western Illinois	09-19-15
14.	164	De'Angelo Henderson (18)	Charleston Southern	10-01-16
15.	158	De'Angelo Henderson (28)	at Lamar	09-03-16
16.	157	CJ Marable (16)	at Texas State	11-28-20
	157	Lorenzo Taliaferro (25)	at South Carolina State	08-31-13
	157	Tommy Fraser (23)	Presbyterian	11-14-09
	157	Patrick Hall (19)	Jacksonville	11-13-04
20.	151	Lorenzo Taliaferro (26)	at Liberty	10-19-13
	151	Mike Tolbert (8)	at VMI	10-14-06
22.	149	Osharmar Abercrombie (17)	UMass	09-02-17
23.	148	CJ Marable (24)	at Kansas	09-07-19
24.	147	De'Angelo Henderson (27)	at Presbyterian	10-11-14
25.	145	Shermari Jones (16)	at Buffalo	09-18-21
26.	144	Lorenzo Taliaferro (24)	Gardner-Webb	10-12-13
27.	143	De'Angelo Henderson (24)	at North Dakota State	12-13-14
	143	Marcus Whitener (13)	Presbyterian	11-10-12
29.	142	CJ Beasley (25)	at Georgia State	09-22-22
	142	CJ Marable (28)	at Arkansas State	11-16-19
31.	140	Marcus Outlow (20)	UAB	09-08-18
32.	139	De'Angelo Henderson (20)	Liberty	11-17-16
	139	Lorenzo Taliaferro (24)	Charlotte	11-02-13
34.	136	De'Angelo Henderson (21)	Bryant	09-26-15
	136	De'Angelo Henderson (24)	at South Carolina State	09-12-15
36.	135	De'Angelo Henderson (22)	Hampton	11-26-16
37.	134	De'Angelo Henderson (19)	Richmond	12-06-14
	134	De'Angelo Henderson (20)	at Furman	10-04-14
39.	133	Reese White (21)	Army West Point	09-03-22
	133	Osharmar Abercrombie (19)	Georgia Southern	12-02-17
	133	Kenneth Daniels (13)	Monmouth	11-05-16
	133	Jamie Fordham (13)	Presbyterian	10-20-07
43.	132	CJ Marable (23)	No. 8 BYU	12-05-20
	132	Lorenzo Taliaferro (16)	Presbyterian	11-16-13
45.	131	De'Angelo Henderson (19)	at North Carolina A&T	09-06-14
46.	130	Eric O'Neal (23)	North Carolina A&T	09-26-09
47.	128	Braydon Bennett (10)	Georgia State	11-13-21
	128	CJ Marable (12)	at Georgia State	10-27-18
	128	De'Angelo Henderson (13)	Florida A&M	09-10-16
50.	127	Patrick Hall (25)	at Charleston Southern	11-19-05
51.	126	Lorenzo Taliaferro (15)	VMI	10-26-13
52.	124	De'Angelo Henderson (25)	Presbyterian	10-10-15
53.	123	Alex Ross (21)	at Montana	12-07-13
54.	121	CJ Marable (25)	Texas State	11-30-19
	121	Ryan Lee (16)	Monmouth	11-05-16
56.	120	CJ Marable (20)	at Troy	12-12-20
	120	Jah-Maine Martin (10)	at Presbyterian	10-29-16
58.	119	Tyler Thigpen (10)	at Gardner-Webb	11-11-06
59.	117	De'Angelo Henderson (10)	Charlotte	11-02-13

	117	Aundres Perkins (20)	at Jacksonville	09-20-03
61.	116	Ren McKinnon (7)	Charleston Southern	11-20-04
62.	115	CJ Beasley (15)	at ULM	10-08-22
	115	Aramis Hillary (14)	Charleston Southern	11-17-12
	115	Eric O'Neal (17)	Colgate	09-07-08
65.	114	Braydon Bennett	Georgia Southern	09-30-23
	114	Osharmar Abercrombie (11)	Bryant	11-12-16
	114	De'Angelo Henderson (11)	Gardner-Webb	11-07-15
	114	Aramis Hillary (14)	VMI	10-08-11
	114	Aundres Perkins (23)	Davidson	09-11-04
70.	113	Shermari Jones (10)	at Arkansas State	10-07-21
71.	112	Tyler Thigpen (11)	VMI	10-29-05
72.	110	De'Angelo Henderson (13)	Monmouth	11-15-14
	110	De'Angelo Henderson (12)	Charleston Southern	10-25-14
74.	109	Jeremy Height (20)	North Carolina A&T	09-01-12
	109	Travis Small (18)	at Western Carolina	11-19-11
	109	Jamie Fordham (22)	Delaware State	09-24-05
77.	108	Braydon Bennett (6)	vs. Northern Illinois	12-17-21
78.	107	De'Angelo Henderson (13)	at Florida A&M	09-20-14
	107	Mike Tolbert (10)	Liberty	10-23-04
80.	106	Marcus Whitener (13)	at Charleston Southern	11-12-11
81.	105	Aundres Perkins (12)	at Savannah State	10-25-03
82.	104	Marcus Outlow (15)	ULM	10-13-18
	104	Lorenzo Taliaferro (16)	at Montana	12-07-13
84.	103	De'Angelo Henderson (18)	Kennesaw State	11-14-15
	103	Patrick Hall (19)	at Gardner-Webb	10-30-04
86.	102	Reese White (14)	Kansas	09-10-21
	102	Bryce Carpenter (12)	at UMass	09-21-19
	102	Osharmar Abercrombie (10)	at Arkansas State	10-14-17
	102	De'Angelo Henderson (14)	Alabama A&M	10-03-15
	102	Eric O'Neal (24)	Liberty	11-13-10
91.	101	CJ Marable (19)	Norfolk State	09-14-19
	101	De'Angelo Henderson (22)	at Gardner-Webb	10-15-16
	101	De'Angelo Henderson (19)	The Citadel	11-28-15
	101	Aundres Perkins (15)	Gardner-Webb	10-04-03
95.	100	Christian Washington (16)	William & Mary	09-07-24
	100	Shermari Jones (9)	The Citadel	09-02-21
	100	CJ Marable (15)	at UMass	09-21-19
	100	Kenneth Daniels (15)	at Presbyterian	10-29-16
	100	Arthur Sitton (6)	North Carolina Central	10-18-08
	100	Mike Tolbert (16)	Gardner-Webb	11-10-07

MULTIPLE 100-YARD PERFORMERS

100-Yard Rushers, Same Game

1.	195	Patrick Hall (20)	Charleston Southern	11-20-04
	116	Ren McKinnon (7)	Charleston Southern	11-20-04
2.	139	Lorenzo Taliaferro (24)	Charlotte	11-02-13
	117	De'Angelo Henderson (10)	Charlotte	11-02-13
3.	123	Alex Ross (21)	at Montana	12-07-13
	104	Lorenzo Taliaferro (16)	at Montana	12-07-13
4.	120	Jah-Maine Martin (10)	at Presbyterian	10-29-16
	100	Kenneth Daniels (15)	at Presbyterian	10-29-16
5.	133	Kenneth Daniels (13)	Monmouth	11-05-16
	121	Ryan Lee (16)	Monmouth	11-05-16
6.	102	Bryce Carpenter (12)	at UMass	09-21-19
	100	CJ Marable (15)	at UMass	09-21-19

100-Yard Receivers, Same Game

1.	102	Sam Pinckney (7)	at Appalachian State	10-10-23
	100	Jameson Tucker (3)	at Appalachian State	10-10-23
2.	132	Sam Pinckney (7)	at Georgia Southern	09-30-23
	106	Jared Brown (8)	at Georgia Southern	09-30-23
3.	105	Tyrell Blanks (5)	at Gardner-Webb	11-01-14
	101	Bruce Mapp (9)	at Gardner-Webb	11-01-14
4.	118	Bruce Mapp (6)	at Charlotte	11-08-14
	105	Tyrell Blanks (10)	at Charlotte	11-08-14

OFFENSIVE NUMBERS

MOST 100-YARD RECEIVING GAMES

No.	Name	Season	No.	Name	Career
6	Jaivon Heiligh	2021	11	Jaivon Heiligh	2018-21
5	Jerome Simpson	2006	8	Sam Pinckney	2022-23
4	Jaivon Heiligh	2020	7	Jerome Simpson	2004-07
4	Bruce Mapp	2014	7	Bruce Mapp	2013-16
4	Sam Pinckney	2022	5	Jared Brown	2021-23
4	Sam Pinckney	2023	5	Matt Hazel	2010-13
3	Matt Hazel	2013	4	Isaiah Likely	2018-21
2	Isaiah Likely	2021	4	Malcolm Williams	2016-18
2	Jared Brown	2022			

ALL TIME 100-PLUS YARD RECEIVING

	YARDS	NAME (RECEPTIONS)	OPPONENT	DATE
1.	266	Malcolm Williams (9)	at ULM	09-30-17
2.	232	Isaiah Likely (8)	at Arkansas State	10-07-21
3.	207	Jerome Simpson (8)	at Georgia Southern	09-16-06
4.	178	Jaivon Heiligh (13)	vs. #23 Liberty	12-26-20
5.	174	John Israel (3)	Charleston Southern	10-25-14
6.	168	Chris Jones (6)	at Liberty	11-19-15
7.	162	Jerome Simpson (10)	James Madison	09-10-05
8.	155	Matt Hazel (9)	at Old Dominion	12-01-12
9.	153	Malcolm Williams (4)	at UMass	10-20-18
10.	151	Niccolo Mastromatteo (4)	at Gardner-Webb	11-03-12
	151	Jerome Simpson (9)	Furman	10-07-06
12.	147	Matt Hazel (9)	at Liberty	10-19-13
13.	145	Marquel Willis (7)	Liberty	10-04-08
	145	Jerome Simpson (6)	Liberty	10-28-06
15.	144	Brandon Whitley (8)	Liberty	11-13-10
16.	141	Ky'Jon Tyler (5)	at Appalachian State	10-21-17
17.	140	Bruce Mapp (4)	at Jacksonville State	09-17-16
18.	139	Sam Pinckney	at UCLA	09-09-23
	139	Jared Brown (5)	vs. Georgia Southern	10-01-22
20.	138	Jaivon Heiligh (11)	at Troy	12-12-20
21.	133	Sam Pinckney (9)	at ULM	10-08-22
	133	Jaivon Heiligh (6)	The Citadel	09-02-21
23.	132	Sam Pinckney (7)	at Georgia Southern	09-30-23
	132	Matt Hazel (9)	at Charleston Southern	11-09-13
	132	Jerome Simpson (7)	at Appalachian State	11-25-06
26.	131	Chris Jones (6)	Kennesaw State	11-14-15
	131	DeMario Bennett (6)	at Eastern Kentucky	09-14-13
28.	129	Jared Brown (5)	at Georgia State	09-22-22
	129	Bruce Mapp (7)	Presbyterian	10-10-15
	129	De'Angelo Henderson (7)	at Furman	09-05-15
31.	128	Matt Hazel (7)	at Furman	09-08-12
32.	123	Sam Pinckney (8)	vs. San Jose State	12-23-23
33.	122	Jaivon Heiligh (6)	Kansas	09-10-21
34.	120	Malcolm Williams (4)	Georgia Southern	12-02-17
	120	Bruce Mapp (3)	The Citadel	11-28-15
36.	119	Matt Hazel (7)	Presbyterian	11-16-13
37.	118	Jaivon Heiligh (5)	UMass	09-25-21
	118	Isaiah Likely (3)	Appalachian State	11-21-20
	118	Bruce Mapp (6)	at Charlotte	11-08-14
40.	117	Jared Brown (5)	Marshall	10-28-23
41.	116	Jared Brown (8)	at Army	11-18-23
42.	116	Jaivon Heiligh (5)	Troy	10-28-21
43.	114	Niccolo Mastromatteo (7)	North Carolina A&T	09-01-12
44.	113	Sam Pinckney (7)	Old Dominion	10-15-22
45.	111	John Israel (8)	Monmouth	11-15-14
	111	Bruce Mapp (6)	at Presbyterian	10-14-14
47.	110	Rodney Burgess (10)	at Jacksonville	09-20-03
48.	109	Tyson Mobley (7)	at Troy	12-03-22
	109	Malcolm Williams (7)	at South Alabama	11-23-18
	109	Santini Washington (2)	at Wofford	09-09-06
51.	108	Jaivon Heiligh (8)	at #21 Louisiana	10-14-20
	108	Bruce Mapp (10)	at The Citadel	08-30-14
	108	Jerome Simpson (4)	Charleston (WV)	10-09-04
54.	107	Jaivon Heiligh (5)	Georgia Southern	10-24-20
	107	Isaiah Likely (6)	Texas State	11-30-19
	107	Jaivon Heiligh (12)	Troy	11-02-19
	107	Jerome Simpson (6)	Charleston Southern	11-18-06
58.	106	Jared Brown (8)	at Georgia Southern	09-30-23
	106	Sam Pinckney (4)	Southern Miss	11-12-22
	106	Chris Jones (4)	at Arkansas	11-04-17
61.	105	Tyrell Blanks (10)	at Charlotte	11-08-14
	105	Tyrell Blanks (5)	at Gardner-Webb	11-01-14
63.	103	Sam Pinckney (5)	Buffalo	09-17-22
	103	Jaivon Heiligh (6)	at Appalachian State	10-20-21
65.	102	Sam Pinckney (7)	at Appalachian State	10-10-23

MOST 250-YARD PASSING GAMES

No.	Name	Season	No.	Name	Career
9	Tyler Thigpen	2006	23	Grayson McCall	2019-23
8	Alex Ross	2014	19	Alex Ross	2012-5
7	Grayson McCall	2022	10	Tyler Thigpen	2003-06
6	Grayson McCall	2021	8	Zach MacDowall	2008-10
6	Alex Ross	2015	7	Aramis Hillary	2010-12
6	Aramis Hillary	2012	2	Fred Payton	2018-20
5	Grayson McCall	2020	2	Tyler Keane	2013-17
66.	101	Jaivon Heiligh (10)		Texas State	11-20-21
	101	Isaiah Likely (7)		Georgia State	11-13-21
	101	Bruce Mapp (9)		at Gardner-Webb	11-01-14
	101	Brandon Whitley (6)		at Richmond	10-02-10
70.	100	Jameson Tucker (3)		at Appalachian State	10-10-23
	100	Chris Presley (6)		VMI	10-08-11

ALL TIME 250-PLUS YARD PASSING

	YARDS	NAME (CMP-ATT-INT-TD)	OPPONENT	DATE
1.	415	Alex Ross (21-31-2-3)	The Citadel	11-28-15
2.	382	Zach MacDowall (25-37-0-3)	Liberty	11-13-10
	382	Zach MacDowall (24-44-2-2)	Liberty	10-04-08
4.	373	Grayson McCall (19-28-0-2)	at Appalachian State	10-10-23
5.	365	Grayson McCall (18-23-0-4)	at Arkansas State	10-07-21
6.	358	Grayson McCall (26-34-0-3)	Old Dominion	10-15-22
7.	356	Aramis Hillary (30-47-0-3)	at Toledo	09-22-12
8.	352	Aramis Hillary (21-39-2-3)	at Old Dominion	12-01-12
9.	370	Alex Ross (27-37-0-0)	at Charlotte	11-08-14
10.	351	Alex Ross (29-43-0-2)	at Gardner-Webb	11-01-14
	351	Tyler Thigpen (24-41-1-3)	at Appalachian State	11-25-06
12.	342	Alex Ross (16-30-1-3)	at Gardner-Webb	11-03-12
13.	338	Grayson McCall (24-29-1-3)	at Troy	12-12-20
	338	Alex Ross (34-47-0-2)	Elon	09-27-14
15.	335	Grayson McCall (23-34-0-3)	Georgia Southern	10-01-22
16.	332	Tyler Keane (17-29-0-2)	at Appalachian State	10-21-17
	332	Zach MacDowall (25-42-1-2)	Gardner-Webb	11-07-09
18.	329	Tyler Keane (18-31-2-4)	at ULM	09-30-17
19.	328	Alex Ross (27-36-0-2)	at Furman	09-05-15
20.	325	Alex Ross (17-32-1-1)	at Liberty	11-19-15
	325	Tyler Thigpen (23-36-2-3)	Charleston Southern	11-18-06
22.	322	Grayson McCall (20-29-1-4)	Arkansas State	10-03-20
23.	319	Grayson McCall (29-41-1-3)	at Troy	12-03-22
	319	Grayson McCall (22-28-0-5)	Texas State	11-20-21
25.	318	Grayson McCall (21-32-1-3)	vs. #23 Liberty	12-16-20
26.	316	Tyler Thigpen (16-25-2-2)	at Georgia Southern	09-16-06
27.	315	Grayson McCall (22-30-0-4)	vs. Northern Illinois	12-17-21
28.	314	Zach MacDowall (27-41-2-3)	Georgia Southern	09-18-10
29.	312	Tyler Thigpen (23-43-2-1)	Elon	09-02-06
30.	308	Grayson McCall (22-30-1-3)	Gardner-Webb	09-10-22
31.	306	Zach MacDowall (22-33-0-2)	Stony Brook	10-25-08
	306	Tyler Thigpen (22-27-0-2)	at Gardner-Webb	11-11-06
33.	304	Fred Payton (29-43-4)	Eastern Michigan	08-31-19
34.	301	William Richardson (16-24-0-1)	Winston-Salem State	09-08-07
35.	299	Grayson McCall (22-39-4-1)	at Georgia Southern	09-30-23
36.	297	Alex Ross (22-29-1-3)	at Elon	09-28-13
37.	295	Grayson McCall (26-42-0-1)	Georgia State	09-21-23
38.	294	Grayson McCall (14-26-1-2)	Troy	10-28-21
	294	Alex Ross (24-39-1-3)	at Liberty	10-19-13
40.	292	Alex Ross (19-28-0-3)	at Eastern Kentucky	09-14-13
	292	Aramis Hillary (20-27-1-2)	at Furman	09-08-12
	292	Zach MacDowall (21-39-4-0)	Western Illinois	11-27-10
	292	Zach MacDowall (21-30-0-3)	at Gardner-Webb	11-08-08
44.	291	Grayson McCall (15-23-0-1)	at Appalachian State	10-20-21
45.	289	Jarrett Guest (14-20-1-3)	Marshall	10-28-23
46.	288	Tyler Thigpen (13-20-0-1)	at Wofford	09-09-06
47.	287	Tyler Thigpen (24-36-1-3)	James Madison	09-10-05
48.	285	Bryce Carpenter (32-45-0-1)	Troy	11-02-19
49.	282	Alex Ross (20-31-0-0)	at Monmouth	09-05-15
50.	279	Jarrett Guest (26-36-1-3)	at Army	11-18-23
51.	279	Tyler Thigpen (12-19-0-1)	at Winston-Salem St.	09-30-06
52.	276	Alex Ross (12-17-0-3)	Charleston Southern	10-25-14
53.	274	Alex Ross (28-46-0-0)	at Charleston Southern	10-31-15
	274	Aramis Hillary (19-28-2-1)	North Carolina A&T	09-01-12
	274	Tyler Thigpen (21-33-0-3)	Furman	10-07-06
56.	273	Grayson McCall (11-16-0-0)	Campbell	09-18-20
57.	271	Grayson McCall (27-42-2-1)	at UCLA	09-02-23
	271	Aramis Hillary (23-36-0-1)	Stony Brook	10-13-12
59.	268	Grayson McCall (21-29-0-1)	Jacksonville State	09-09-23
	268	Grayson McCall (19-27-0-2)	at Georgia State	09-22-22
61.	263	Alex Ross (24-32-0-1)	at The Citadel	08-30-14
62.	262	Grayson McCall (16-19-0-1)	The Citadel	09-02-21
	262	Kilton Anderson (20-32-1-1)	at South Alabama	11-23-18
	262	Alex Ross (20-47-0-5)	Kennesaw State	11-14-15
65.	261	Alex Ross (21-37-3-1)	at North Carolina A&T	09-06-14
	261	Aramis Hillary (19-22-0-0)	at Presbyterian	11-10-12
67.	258	Alex Ross (18-30-1-2)	at Presbyterian	10-14-14
68.	257	Tyler Thigpen (16-28-2-2)	Liberty	10-28-06
69.	256	Alex Ross (13-18-0-4)	Bethune-Cookman	11-30-13
70.	255	Alex Ross (21-34-1-3)	Monmouth	11-15-14
	255	Aramis Hillary (18-24-0-3)	at North Carolina A&T	09-24-11
72.	254	Grayson McCall (18-24-0-4)	at Georgia State	10-31-20
	254	Zach MacDowall (18-24-1-2)	at VMI	11-06-10
74.	254	Ethan Vakso (21-29-0-1)	James Madison	11-25-23
75.	253	Grayson McCall (18-26-0-2)	Appalachian State	11-03-22
76.	252	Fred Payton (15-28-2-3)	Georgia Southern	10-24-20

COASTAL CAROLINA DRIVES

COASTAL CAROLINA LONGEST SCORING DRIVES

YARDS	HOW ENDED
99 William & Mary 2024 (9 plays, 4:28)	4 yd Braydon Bennett run
99 at Arkansas State 2021 (2 plays, 00:39)	99 yd pass from McCall-Likely
99 UMass 2021 (9 plays, 4:27)	12 yd Reese White run
99 at Charlotte 2014 (10 plays, 3:51)	3 yd Alex Ross run
99 at South Carolina State 2013 (16 plays, 5:39)	1 yd Lorenzo Taliaferro run
99 at Gardner-Webb 2012 (3 plays, 1:14)	81 yd pass Ross-Mastromatteo
99 at VMI 2010 (7 plays, 3:05)	18 yd pass MacDowall-Willis
97 at Gardner-Webb 2006 (8 plays, 3:54)	3 yd Mike Tolbert run
97 Newberry 2003 (11 plays, 4:01)	9 yd Eushaun Tally run
96 at ULM 2022 (11 plays, 3:45)	2 yd Max Balthazar run
96 Gardner-Webb 2005 (13 plays, 5:22)	2 yd Aundres Perkins run
96 Mansfield 2005 (7 plays, 2:53)	3 yd Aundres Perkins run
96 Davidson 2004 (7 plays, 2:34)	45 yd pass Thigpen-Simpson
95 at South Alabama (19 plays, 9:27)	10 yd pass McCall-Heiligh
95 at North Dakota State 2014 (4 plays, 1:13)	2 yd De'Angelo Henderson run
95 Georgia Southern 2010 (7 plays, 1:36)	34 yd pass MacDowall-Willis
94 Texas State 2023 (14 plays, 7:32)	2 yd Reese White run
94 No. 8 BYU 2020 (17 plays, 9:05)	6 yd CJ Marable run
94 at Texas State 2020 (13 plays, 7:11)	9 yd Baden Pinson run
94 Arkansas State 2020 (18 plays, 8:38)	3 yd pass McCall-Marable
94 at Liberty 2015 (5 plays, 1:52)	71 yd De'Angelo Henderson run
94 at Charlotte 2014 (10 plays, 5:112)	4 yd Osharmar Abercrombie run
94 at Montana 2013 (3 plays, 1:24)	86 yd pass Ross-Bennett
94 at Eastern Kentucky 2013 (8 plays, 3:30)	2 yd pass Ross-Mapp
94 Liberty 2010 (7 plays, 4:07)	16 yd Rasheed Gause run
93 vs. UAB 2018 (9 plays, 3:44)	26 yd Kilton Anderson run
93 at Charleston Southern 2013 (9 plays, 3:07)	21 yd Catron FG
93 Gardner-Webb 2011 (8 plays, 3:10)	2 yd Travis Small run
93 James Madison 2005 (11 plays, 1:44)	8 yd pass Thigpen-Parks
92 at Georgia Southern 2021 (12 plays, 6:49)	7 yd Shermari Jones run
92 Troy 2019 (8 plays, 3:38)	3 yd Jacqez Hairston run
92 Stony Brook 2010 (8 plays, 3:08)	24 yd pass Hillary-Willis
91 The Citadel 2021 (10 plays, 5:53)	4 yd Reese White run
91 at UMass 2019 (10 plays, 4:49)	10 yd CJ Marable run
91 at Florida A&M 2014 (10 plays, 4:13)	2 yd De'Angelo Henderson run
91 at Eastern Kentucky 2013 (11 plays, 3:41)	10 yd pass Ross-Bennett
91 Liberty 2008 (15 plays, 4:05)	14 yd pass MacDowall-Willis
90 Virginia 2024 (8 plays, 3:34)	29 yd pass Vasko-Tucker
90 vs. #23 Liberty 2020 (7 plays, 3:52)	43 yd pass McCall-Latushko
90 at Troy 2020 (9 plays, 4:18)	20 yd pass McCall-Marable
90 at Liberty 2015 (4 plays, 1:34)	1 yd De'Angelo Henderson run
90 Hampton 2013 (13 play, 3:57)	6 yd pass Ross-Bennett
90 Delaware State 2010 (7 plays, 2:24)	24 yd pass D. Davis-Whitley
90 at Arkansas State 2019 (8 plays, 3:37)	31 yd pass Payton-J. Williams
90 at Liberty 2007 (10 plays, 3:46)	1 yd Arthur Sittton run
PLAYS	HOW ENDED
19 at South Alabama 2021 (95 yards, 9:27)	10 yd pass McCall-Heiligh
18 Arkansas State 2020 (94 yards, 8:38)	3 yd pass McCall-Marable
17 No. 8 BYU 2020 (94 yards, 9:05)	6 yd CJ Marable run
17 Liberty 2008 (48 yards, 6:24)	42 yd Durham FG
16 at Georgia State 2022 (84 yards, 9:07)	2 yd Nate Hope II run
16 Jacksonville State (69-yards; 06:20)	
16 at UCLA 2023 (75 yards; 06:33)	22-yd Gray FG
16 at Troy 2020 (83 yards, 9:48)	6 yd pass McCall-Heiligh
16 at No. 21 Louisiana 2020 (75 yards, 8:12)	6 yd pass McCall-Heiligh
16 Troy 2019 (79 yards, 4:58)	25 yd Biscardi FG
16 Troy 2019 (57 yards, 7:19)	36 yd Biscardi FG
16 at South Carolina State 2013 (99 yards, 5:39)	1 yd Lorenzo Taliaferro run
15 12 times (last time vs. Georgia State 11-13-21)	24 yd Biscardi FG
TIME	HOW ENDED
9:48 at Troy 2020 (16 plays, 83 yards)	6 yd pass McCall-Heiligh
9:27 at South Alabama 2021 (19 plays, 95 yards)	10 yd pass McCall-Heiligh
9:07 at Georgia State 2022 (16 plays, 84 yards)	2 yd Nate Hope II run
9:05 No. 8 BYU 2020 (17 plays, 94 yards)	6 yd CJ Marable run
8:52 Georgia State 2021 (15 plays, 44 yards)	24 yd Biscardi FG
8:38 Arkansas State 2020 (18 plays, 94 yards)	3 yd pass McCall-Marable
8:28 at Clemson 2009 (15 plays, 64 yards)	31 yd Durham FG
8:24 Troy 2021 (14 plays, 78 yards)	4 yd Shermari Jones run
8:12 at Louisiana 2020 (16 plays, 75 yards)	6 yd pass McCall-Heiligh
8:10 at UMass 2018 (15 plays, 75 yards)	1 yd Marcus Outlow run
8:06 at Presbyterian 2012 (13 plays, 55 yards)	10 yd Alex Ross run
8:03 ULM 2021 (15 plays, 75 yards)	15 yd CJ Beasley run
8:01 at South Carolina 2018 (15 plays, 53 yards)	39 yd Biscardi FG
7:57 Arkansas State 2020 (14 plays, 83 yards)	3 yd pass McCall-Brown
7:49 Hampton 2013 (15 plays, 57 yards)	39 yd Granger FG

COASTAL CAROLINA SHORTEST SCORING DRIVES

YARDS (TD DRIVES ONLY)	HOW ENDED
1 Marshall 2023 (2 plays, 00:50)	1-yard Reese White Runs
2 Duquesne 2023 (1 play, 00:11)	64-yd pass Guest-Duplessis
1 Appalachian State 2022 (3 plays, 1:21)	2 yd Reese White run
2 Charleston Southern 2016 (2 plays, 0:40)	1 yd pass Keane-Henderson
2 Charleston Southern 2004 (2 plays, 0:40)	1 yd Aundres Perkins run
3 at Charleston Southern 2007 (1 play, 0:04)	3 yd Mike Tolbert run
4 UMass 2021 (2 plays, 0:41)	3 yd Grayson McCall run
4 at Troy 2020 (4 plays, 2:18)	2 yd Grayson McCall run
5 Georgia Southern 2007 (2 plays, 0:46)	6 yd Mike Tolbert run
5 Savannah State 2004 (2 plays, 0:45)	1 yd Josh Bauer run
5 Charleston (WV) 2003 (2 plays, 0:09)	5 yd Patrick Hall run
PLAYS (TD DRIVES ONLY— OT EXCLUDED)	HOW ENDED
1 Duquesne 2023 (64 yards, 0:11)	64-yd pass Guest-Duplessis
1 Jacksonville State 2023 (77 yards, 0:14)	77-yd Jared Brown runs
1 Old Dominion 2022 (75 yards, 0:10)	75 yd pass McCall-J. Brown
1 at Georgia State 2022 (50 yards, 0:17)	50 yd pass McCall-J. Brown
1 vs. Buffalo 2022 (10 yards, 0:05)	10 yd CJ Beasley run
1 vs. Northern Illinois 2021 (34 yards, 0:09)	34 yd pass McCall-Bennett
1 Georgia State 2021 (75 yards, 0:15)	75 yd Braydon Bennett run
1 Appalachian State 2020 (75 yards, 0:11)	75 yd pass McCall-Likely
1 Georgia Southern 2020 (20 yards, 0:11)	20 yd Reese White run
1 Arkansas State 2020 (72 yards, 0:12)	72 yd pass McCall-Likely
1 Campbell 2020 (57 yards, 0:09)	57 yd pass McCall-Likely
1 at ULM 2019 (75 yards, 0:14)	75 yd CJ Marable run
1 at Campbell 2018 (76 yards, 0:16)	81 yd pass Anderson-Tyler
1 UAB 2018 (34 yards, 0:09)	34 yd CJ Marable run
1 at Presbyterian 2016 (20 yards, 0:05)	20 yd pass Keane-L. Brown
1 Charleston Southern 2014 (74 yards, 0:11)	74 yd pass Ross-Israel
1 at Florida A&M 2014 (14 yards, 0:07)	14 yd Osharmar Abercrombie run
1 Charlotte 2013 (39 yards, 0:07)	39 yd pass Ross-Bennett
1 VMI 2013 (49 yards, 0:09)	49 yd De'Angelo Henderson run
1 at VMI 2008 (21 yards, 0:09)	21 yd Eric O'Neal run
1 at Charleston Southern 2007 (3 yards, 0:04)	3 yd Mike Tolbert run
1 VMI 2007 (86 yards, 0:17)	86 yd Mike Tolbert run
1 Georgia Southern 2007 (61 yards, 0:10)	61 yd Jamie Fordham run
1 at VMI 2006 (80 yards, 0:34)	80 yd Mike Tolbert run
1 at Savannah State 2005 (60 yards, 0:10)	60 yd pass Thigpen-Simpson
1 Charleston Southern 2004 (68 yards, 0:10)	68 yd Patrick Hall run
1 Jacksonville 2004 (7 yards, 0:05)	7 yd Patrick Hall run
1 at VMI 2004 (30 yards, 0:08)	30 yd pass Thigpen-Parks
1 North Greenville 2004 (44 yards, 0:10)	44 yd Patrick Hall run
1 at Morehead State 2004 (11 yards, 0:08)	16 yd pass Thigpen-Simpson
1 at Charleston Southern 2003 (22 yards, 0:06)	22 yd pass Thigpen-D. Williams
TIME (TD DRIVES ONLY)	HOW ENDED
0:04 at Charleston Southern 2007 (1 play, 3 yards)	3 yd Mike Tolbert run
0:05 vs. Buffalo 2022 (1 play, 10 yards)	10 yd CJ Beasley run
0:05 at Presbyterian 2016 (1 play, 20 yards)	20 yd pass Keane-L. Brown
0:05 Jacksonville 2004 (1 play, 7 yards)	7 yd Patrick Hall run
0:06 at Charleston Southern 2003 (1 play, 22 yards)	22 yd pass Thigpen-Williams
0:07 at Florida A&M 2014 (14 yards, 0:07)	14 yd Osharmar Abercrombie run
0:07 Charlotte 2013 (1 play, 39 yards)	39 yd pass Ross-Bennett
0:08 at Georgia State 2022 (1 play, 50 yards)	50 yd pass McCall-J. Brown
0:08 at VMI 2004 (1 play, 30 yards)	30 yd pass Thigpen-Parks
0:08 at Morehead State 2004 (1 play, 11 yards)	16 yd pass Thigpen-Simpson
0:09 UAB 2018 (1 play, 34 yards)	34 yd CJ Marable run
0:09 vs. Northern Illinois 2021 (1 play, 34 yards)	34 yd pass McCall-Bennett
0:09 Campbell 2020 (1 play, 57 yards)	57 yd pass McCall-Likely
0:10 Old Dominion 2022 (1 play, 75 yards)	75 yd pass McCall-J. Brown
0:11 Duquesne 2023 (1 play, 64 yards)	64 yd pass Guest-Duplessis
0:11 Marshall 2023 (2 plays, 27 yards)	27 yd pass Guest-Coleman
0:14 Jacksonville State 2023 (1 play, 77 yards)	77 yd Jared Brown run

COASTAL CAROLINA DRIVES

COASTAL CAROLINA LONGEST DRIVES (ALL)

PLAYS	HOW ENDED
19 at South Alabama 2021 (95 yards, 9:27)	10 yd pass McCall-Heiligh
19 at Charleston Southern 2015 (62 yards, 5:01)	turnover on downs
18 Arkansas State 2020 (94 yards, 8:38)	3 yd pass McCall-Marable
17 No. 8 BYU 2020 (94 yards, 9:05)	6 yd CJ Marable run
17 Liberty 2008 (48 yards, 6:24)	42 yd Durham FG
16 Jacksonville State 2023 (69 yards, 6:20)	28-yd Gray FG
16 at UCLA 2023 (75 yards, 6:33)	22-yd Gray FG
16 at Troy 2020 (83 yards, 9:48)	6 yd pass McCall-Heiligh
16 at Troy 2020 (74 yards, 9:28)	turnover on downs
16 at Louisiana 2020 (75 yards, 8:12)	6 yd pass McCall-Heiligh
16 Troy 2019 (79 yards, 4:58)	25 yd Biscardi FG
16 Troy 2019 (57 yards, 7:19)	36 yd Biscardi FG
16 at Georgia State 2022 (84 yards, 9:07)	2 yd Nate Hope II run
16 at South Carolina State 2013 (99 yards, 5:39)	1 yd Lorenzo Taliaferro run
15 15 times (last time at Georgia Southern (09/30/23)	1 yd Braydon Bennett run

TIME	HOW ENDED
9:48 at Troy 2020 (16 plays, 83 yards)	6 yd pass McCall-Heiligh
9:27 at South Alabama 2021 (19 plays, 95 yards)	10 yd pass McCall-Heiligh
9:28 at Troy 2020 (16 plays, 74 yards)	turnover on downs
9:07 at Georgia State 2022 (16 plays, 84 yards)	2 yd Nate Hope II run
9:05 No. 8 BYU 2020 (17 plays, 94 yards)	6 yd CJ Marable run
8:52 Georgia State 2021 (15 plays, 44 yards)	24 yd Biscardi FG
8:38 Arkansas State 2020 (18 plays, 94 yards)	3 yd pass McCall-Marable
8:36 Appalachian State 2022 (15 plays, 59 yards)	turnover on downs
8:28 at Clemson 2009 (15 plays, 64 yards)	31 yd Durham FG
8:24 Troy 2021 (14 plays, 78 yards)	4 yd Shermari Jones run
8:12 at Louisiana 2020 (16 plays, 75 yards)	6 yd pass McCall-Heiligh
8:10 at UMass 2018 (15 plays, 75 yards)	1 yd Marcus Outlow run
8:06 at Presbyterian 2012 (13 plays, 55 yards)	10 yd Alex Ross run
8:05 Texas State 2021 (15 plays, 69 yards)	turnover on downs
8:03 ULM 2021 (15 plays, 75 yards)	15 yd CJ Beasley run
8:01 at South Carolina 2018 (15 plays, 53 yards)	39 yd Biscardi FG
7:57 Arkansas State 2020 (14 plays, 83 yards)	3 yd pass McCall-Brown
7:53 South Carolina State 2014 (11 plays, 22 yards)	Punt
7:49 at Arkansas State 2019 (13 plays, 57 yards)	turnover on downs
7:49 Hampton 2013 (15 plays, 57 yards)	39 yd Granger FG

COASTAL CAROLINA LONGEST DRIVES (ALL)

YARDS	HOW ENDED
99 William & Mary 2024 (9 plays, 4:28)	4 yd Braydon Bennett run
99 at Arkansas State 2021 (2 plays, 00:39)	99 yd pass from McCall-Likely
99 UMass 2021 (9 plays, 4:27)	12 yd Reese White run
99 at Charlotte 2014 (10 plays, 3:51)	3 yd Alex Ross run
99 at South Carolina State 2013 (16 plays, 5:39)	1 yd Lorenzo Taliaferro run
99 at Gardner-Webb 2012 (3 plays, 1:14)	81 yd pass Ross-Mastromatteo
99 at VMI 2010 (7 plays, 3:05)	18 yd pass MacDowall-Willis
98 at ULM (4 plays, 2:21)	86 yd pass Keane-Williams
97 at Gardner-Webb 2006 (8 plays, 3:54)	3 yd Mike Tolbert run
97 Newberry 2003 (11 plays, 4:01)	9 yd Eushaun Tally run
96 at ULM 2022 (11 plays, 3:45)	2 yd Max Balthazar run
96 Gardner-Webb 2005 (13 plays, 5:22)	2 yd Aundres Perkins run
96 Mansfield 2005 (7 plays, 2:53)	3 yd Aundres Perkins run
96 Davidson 2004 (7 plays, 2:34)	45 yd pass Thigpen-Simpson
95 at South Alabama (19 plays, 9:27)	10 yd pass McCall-Heiligh
95 at North Dakota State 2014 (4 plays, 1:13)	2 yd De'Angelo Henderson run
95 Georgia Southern 2010 (7 plays, 1:36)	34 yd pass MacDowall-Willis
94 Texas State 2023 (14 plays, 7:32)	2 yd Reese White run
94 No. 8 BYU 2020 (17 plays, 9:05)	6 yd CJ Marable run
94 at Texas State 2020 (13 plays, 7:11)	9 yd Baden Pinson run
94 Arkansas State 2020 (18 plays, 8:38)	3 yd pass McCall-Marable
94 at Liberty 2015 (5 plays, 1:52)	71 yd De'Angelo Henderson run
94 at Charlotte 2014 (10 plays, 5:112)	4 yd Osharmar Abercrombie run
94 at Montana 2013 (3 plays, 1:24)	86 yd pass Ross-Bennett
94 at Eastern Kentucky 2013 (8 plays, 3:30)	2 yd pass Ross-Mapp
94 Liberty 2010 (7 plays, 4:07)	16 yd Rasheed Gause run
93 vs. UAB 2018 (9 plays, 3:44)	26 yd Kilton Anderson run
93 at Charleston Southern 2013 (9 plays, 3:07)	21 yd Catron FG
93 Gardner-Webb 2011 (8 plays, 3:10)	2 yd Travis Small run
93 James Madison 2005 (11 plays, 1:44)	8 yd pass Thigpen-Parks
92 at Georgia Southern 2021 (12 plays, 6:49)	7 yd Shermari Jones run
92 Troy 2019 (8 plays, 3:38)	3 yd Jacqez Hairston run
92 Stony Brook 2010 (8 plays, 3:08)	24 yd pass Hillary-Willis
91 The Citadel 2021 (10 plays, 5:53)	4 yd Reese White run
91 at UMass 2019 (10 plays, 4:49)	10 yd CJ Marable run
91 at Florida A&M 2014 (10 plays, 4:13)	2 yd De'Angelo Henderson run
91 at Eastern Kentucky 2013 (11 plays, 3:41)	10 yd pass Ross-Bennett
91 Liberty 2008 (15 plays, 4:05)	14 yd pass MacDowall-Willis
90 Virginia 2024 (8 plays, 3:34)	29 yd pass Vasko-Tucker
90 vs. #23 Liberty 2020 (7 plays, 3:52)	43-yd pass McCall-Latushko
90 at Troy 2020 (9 plays, 4:18)	20 yd pass McCall-Marable
90 at Liberty 2015 (4 plays, 1:34)	1 yd De'Angelo Henderson run
90 Hampton 2013 (13 play, 3:57)	6 yd pass Ross-Bennett
90 Delaware State 2010 (7 plays, 2:24)	24 yd pass D. Davis-Whitley
90 at Arkansas State 2019 (8 plays, 3:37)	31 yd pass Payton-J. Williams
90 at Liberty 2007 (10 plays, 3:46)	1 yd Arthur Sittton run

CHANTICLEER BIG PLAYS

LONGEST SCORING PLAYS IN COASTAL HISTORY

NOTE: The NCAA does not count Defensive 2-Pt Conversions in its statistics. However, CCU has had four in its history that would make this list if it did.

- Dontavais Johnson had a 100-yard INT return versus Charleston Southern (2012)
- Mike McClure had a 100-yard interception return at Furman (2012)
- Preston Carey scooped a Marcus Williamson blocked PAT and returned it 86 yards at UAB (2017)
- Sean Lundy scooped a Quinton Teal blocked PAT and returned it 80 yards versus Furman (2007)

NO.	YARDS	PLAYER	PLAY	GAME (DATE)
1.	100	Tobias Fletcher	Interception Return	Duquesne (09-16-23)
	100	Devin Brown	Kickoff Return	at Furman (09-05-15)
2.	99	Isaiah Likely	Pass from G. McCall	at Arkansas State (10-07-21)
	99	Devin Brown	Kickoff Return	at NC A&T (09-06-14)
4.	98	Devin Brown	Kickoff Return	at North Dakota St. (12-13-14)
5.	95	Matthew McDoom	Kickoff Return	Gardner-Webb (09-10-22)
	95	Devin Brown	Kickoff Return	VMI (10-26-13)
7.	94	Tarvorris Jolly	Blocked FG Return	Delaware State (09-25-10)
8.	93	Devin Brown	Kickoff Return	Western Illinois (09-19-15)
9.	91	Bruce Mapp	Pass from A. Ross	The Citadel (11-28-15)
	91	Niccolo Mastromatteo	Punt Return	Charleston Southern (11-20-10)
11.	87	Niccolo Mastromatteo	Punt Return	at Presbyterian (11-10-12)
	87	Greg Williamson	Punt Return	at Davidson (11-08-03)
13.	86	Malcolm Williams	Pass from T. Keane	at ULM (09-30-17)
	86	DeMario Bennett	Pass from A. Ross	at Montana (12-07-13)
	86	Tre Henderson	Kickoff Return	Gardner-Webb (10-22-11)
	86	Mike Tolbert	Rush	VMI (10-27-07)
17.	85	Arthur Sitton	Kickoff Return	VMI (10-27-07)
18.	81	Ky'Jon Tyler	Pass from K. Anderson	at Campbell (09-12-18)
	81	Niccolo Mastromatteo	Pass from A. Ross	at Gardner-Webb (11-03-12)
20.	80	CJ Marable	Rush	at Georgia State (10-27-18)
	80	Ky'Jon Tyler	Punt Return	Furman (09-24-16)
	80	Mike Tolbert	Rush	at VMI (10-14-06)
	80	Santini Washington	Pass from T. Thigpen	at Wofford (09-09-06)
24.	77	Jared Brown	Rush	Jacksonville State (09-09-23)
	77	Ky'Jon Tyler	Kickoff Return	Hampton (11-26-16)
	77	Tyler Thigpen	Rush	VMI (10-29-05)
27.	75	Ethan Vasko	Rush	at Old Dominion (11-04-23)
	75	Jared Brown	Pass from G. McCall	Old Dominion (10-15-22)
	75	Shermari Jones	Rush	at South Alabama (11-26-21)
	75	Braydon Bennett	Rush	Georgia State (11-13-21)
	75	Isaiah Likely	Pass from G. McCall	Appalachian State (11-21-20)
	75	CJ Marable	Rush	at ULM (11-23-19)
	75	Jamar Anderson	Pass from W. Richardson	Presbyterian (10-20-07)
34.	74	Kameron Brown	Pass from G. McCall	at App State (10-20-21)
	74	John Israel	Pass from A. Ross	Charleston Southern (10-25-14)
36.	73	Ky'Jon Tyler	Pass from T. Keane	at App State (10-21-17)
	73	Quinn Backus	Interception Return	Gardner-Webb (10-12-13)
38.	72	Sam Denmark	Pass from F. Payton	Georgia Southern (10-24-20)
	72	Isaiah Likely	Pass from G. McCall	Arkansas State (10-03-20)
	72	Ky'Jon Tyler	Punt Return	at ULM (11-23-19)
	72	Bruce Mapp	Pass from T. Keane	at Jacksonville St. (09-17-16)
42.	71	Braydon Bennett	Pass from G. McCall	Troy (10-28-21)
	71	Richie Sampson	Interception Return	at Lamar (09-03-16)
	71	De'Angelo Henderson	Rush	at Liberty (11-19-15)
45.	70	Mike Tolbert	Rush	Liberty (10-28-06)
	70	Patrick Hall	Rush	Savannah State (11-06-04)
	70	Chris McDonald	Rush	Charleston, W.Va. (10-09-04)

LONGEST NON-SCORING PLAYS IN COASTAL HISTORY

NO.	YARDS	PLAYER	PLAY	GAME (DATE)
1.	88	Ky'Jon Tyler	Kickoff Return	at ULM (09-30-17)
2.	87	Tre Henderson	Kickoff Return	at Appalachian State (09-29-12)
3.	83	Chris Jones	Pass from Alex Ross	at Liberty (11-19-15)
4.	82	David Parker	Kickoff Return	Jacksonville (11-13-04)
5.	78	Jeremy Height	Kickoff Return	Charleston Southern (11-20-10)
6.	76	Tyler Thigpen	Rush	at Gardner-Webb (11-11-06)
7.	74	Quinton Teal	Interception Return	at Savannah State (11-05-05)
8.	67	Reese White	Rush	Buffalo (09-17-22)
9.	67	Arthur Sitton	Rush	Towson (09-20-08)
10.	66	Tre Henderson	Kickoff Return	North Carolina A&T (09-01-12)
11.	65	Kendall Karr	Pass from Ethan Vasko	Virginia (09-21-24)
12.	65	Kameron Brown	Pass from Grayson McCall	Campbell (09-18-20)

RECORDS OF NOTE

OVERALL YEAR-BY-YEAR RESULTS

YEAR	OVERALL	HOME	ROAD	NEUTRAL
2003	6-5	2-3	4-2	0-0
2004	10-1	7-0	3-1	0-0
2005	9-2	5-0	4-2	0-0
2006	9-3	5-1	4-2	0-0
2007	5-6	4-2	1-4	0-0
2008	6-6	2-4	4-2	0-0
2009	5-6	5-0	0-6	0-0
2010	6-6	3-3	3-3	0-0
2011	7-4	4-1	3-3	0-0
2012	8-5	3-2	5-3	0-0
2013	12-3	7-0	5-3	0-0
2014	12-2	5-1	7-1	0-0
2015	9-3	6-1	3-2	0-0
2016	10-2	7-1	3-1	0-0
2017	3-9	2-4	1-5	0-0
2018	5-7	1-4	4-3	0-0
2019	5-7	3-3	2-4	0-0
2020	11-1	6-0	5-0	0-1
2021	11-2	6-1	4-1	1-0
2022	9-4	6-1	3-2	0-1
2023	8-5	4-2	3-3	0-0
2024	3-1	1-1	2-0	0-0
Totals	169-90	94-35	73-53	2-2

CONFERENCE YEAR-BY-YEAR RESULTS

YEAR	ALL	HOME	ROAD	FINISH
Big South				
2003	1-3	0-2	1-1	4th
2004	4-0	2-0	2-0	1st
2005	3-1	2-0	1-1	T-1st
2006	4-0	2-0	2-0	1st
2007	3-1	2-0	1-1	2nd
2008	1-4	0-3	1-1	T-5th
2009	3-3	3-0	0-3	T-4th
2010	5-1	2-1	3-0	T-1st
2011	3-3	2-1	1-2	T-3rd
2012	5-1	2-1	3-0	T-1st
2013	4-1	3-0	1-1	T-1st
2014	4-1	2-1	2-0	T-1st
2015	4-2	3-0	1-2	2nd
Totals	44-21	25-9	19-12	-

2016 Independent -Transition to FBS

YEAR	ALL	HOME	ROAD	FINISH
Sun Belt				
2017	2-6	1-3	1-3	T-10th
2018	2-6	0-4	2-2	4th (East)
2019	2-6	2-2	0-4	5th (East)
2020	8-0	4-0	4-0	1st (East)
2021	6-2	3-1	3-1	3rd (East)
2022	6-2	3-1	3-1	1st (East)
2023	5-3	2-2	3-1	3rd (East)
2024	0-0	0-0	0-0	-
Totals	31-25	15-13	16-12	-
Overall	75-46	40-22	35-24	-

COASTAL'S RECORD ...

OVERALL.....259 games	169-90 (.653)
• At Home	129 games 94-35 (.729)
• On the Road	126 games 73-53 (.579)
• Neutral Site.....	4 games 2-2 (.500)
<hr/>	
• vs. FBS Programs	90 games 48-42 (.533)
• vs. FCS Programs.....	160 games 113-47 (.706)
• vs. Non-D1 Programs...	9 games 8-1 (.889)
<hr/>	
• as an FBS Program	91 games 55-36 (.604)
• as an FCS Program ..	168 games 114-54 (.679)
CONFERENCE.....121 games	75-46 (.620)
• Big South.....	65 games 44-21 (.677)
• Sun Belt	56 games 31-25 (.554)
<hr/>	
POSTSEASON.....15 games	6-9 (.400)
• FBS Bowl Games.....	4 games 2-2 (.500)
• FCS Playoffs.....	10 games 4-6 (.400)
• Conference Champ.	1 game 0-1 (.000)
<hr/>	
• At Home	4 games 2-2 (.500)
• On Road.....	7 games 2-5 (.286)
• Neutral Site.....	4 games 2-2 (.500)

VS. RANKED OPPS.35 games	12-23 (.343)
• vs. FBS Top 25.....	7 games 2-5 (.286)
• vs. FCS Top 25	28 games 10-18 (.357)
<hr/>	
• At Home	15 games 7-8 (.467)
• On Road.....	19 games 5-14 (.263)
• Neutral Site.....	1 game 0-1 (.000)

OVERTIME GAMES.....13 games	7-6 (.538)
• At Home	3 games 1-2 (.333)
• On the Road	9 games 6-3 (.667)
• Neutral Site.....	1 game 0-1 (.000)
<hr/>	
• as an FBS Program	5 games 3-2 (.600)
• as an FCS Program	30 games 9-21 (.300)

• as an FBS Program	3 games 1-2 (.333)
• as an FCS Program	10 games 6-4 (.600)

ON NATURAL GRASS..... 117 games	86-31 (.735)
• At Home (2003-14).....	68 games 52-16 (.765)
• On the Road	47 games 33-14 (.702)
• Neutral Site.....	1 game 1-0 (1.000)

ON ARTIFICIAL TURF 142 games	83-59 (.585)
• At Home (2015-pres.)	60 games 42-18 (.700)
• On the Road	79 games 40-39 (.506)
• Neutral Site.....	3 games 1-2 (.333)

POSTSEASON PLAY

OVERALL.....15 games	6-9 (.400)
• FBS Bowl Games.....	4 games 2-2 (.500)
• FCS Playoffs.....	10 games 4-6 (.400)
• Conference Champ.	1 game 0-1 (.000)
<hr/>	
• At Home	4 games 2-2 (.500)
• On Road.....	7 games 2-5 (.286)
• Neutral Site.....	4 games 2-2 (.500)

NCAA FCS PLAYOFFS				
DATE	OPPONENT	H/A	RESULT	
11-25-06	#1 Appalachian State	A	L	28-45
11-27-10	#21 Western Illinois	H	L	10-17
11-24-12	#22 Bethune-Cookman	A	W	24-14
12-01-12	#3 Old Dominion	A	L	35-63
11-30-13	#12 Bethune-Cookman	H	W	48-24
12-07-13	#4 Montana	A	W	42-35
12-14-13	#1 North Dakota St.	A	L	14-48
12-06-14	#16 Richmond	H	W	36-15
12-13-14	#2 North Dakota St.	A	L	32-39
11-28-15	#18 The Citadel	H	L	38-41

CONFERENCE CHAMPIONSHIP GAMES				
DATE	OPPONENT	H/A/N	RESULT	
12-03-22	at Troy	A	L	26-45

NCAA FBS BOWL GAMES				
DATE	OPPONENT	H/A/N	RESULT	
12-26-20	vs. #23 Liberty (OT)	N	L	34-37
12-17-21	vs. Northern Illinois	N	W	47-41
12-27-22	vs. East Carolina	N	L	29-53
12-23-23	vs. San Jose State	N	W	24-14

OVERTIME GAMES

OVERALL.....13 games	7-6 (.538)
• At Home	3 games 1-2 (.333)
• On the Road	9 games 6-3 (.667)
• Neutral Site.....	1 game 0-1 (.000)
<hr/>	
• as an FBS Program.....	3 games 1-2 (.333)
• as an FCS Program	10 games 6-4 (.600)

OVERTIME GAMES				
DATE	OPPONENT	OT	RESULT	
10-15-05	Gardner-Webb	OT	W	34-31
10-22-05	at Liberty	3OT	W	27-21
11-19-05	at Charleston So.	2OT	L	27-34
10-20-07	Presbyterian	OT	L	34-41
09-11-10	at Towson	5OT	L	45-47
10-30-10	at Gardner-Webb	OT	W	30-27
09-08-12	at Furman	3OT	W	47-45
10-19-13	at Liberty	2OT	W	55-52
10-04-14	at Furman	2OT	W	37-31
10-01-16	#10 Charleston So.	2OT	L	58-59
10-19-19	at Georgia Southern	3OT	L	27-30
12-26-20	vs. #23 Liberty ^	OT	L	34-37
11-26-21	at South Alabama	OT	W	27-21

RECORDS OF NOTE

VERSUS RANKED OPPONENTS

OVERALL.....35 games 12-23 (.343)

- vs. FBS Top 25.....7 games 2-5 (.286)
- vs. FCS Top 2528 games 10-18 (.357)

- At Home15 games 7-8 (.467)
- On Road.....19 games 5-14 (.263)
- Neutral Site.....1 game 0-1 (.000)

- as an FBS Program5 games 3-2 (.600)
- as an FCS Program30 games 9-21 (.300)

FBS RANKED OPPONENTS

DATE	OPPONENT	H/A	RESULT
08-30-08	#22 Penn State	A	L, 10-66
09-04-10	#25 West Virginia	A	L, 0-31
11-23-13	#11 South Carolina	A	L, 10-70
10-14-20	#21 Louisiana	A	W, 30-27
12-05-20	#8 BYU	H	W, 22-17
12-26-20	#23 Liberty ^ (OT)	N	L, 34-37
11-25-23	#24 James Madison	H	L, 14-56

FCS RANKED OPPONENTS

DATE	OPPONENT	H/A	RESULT
09-10-05	#1 James Madison	H	W, 31-27
10-01-05	#17 S.C. State	A	W, 24-23
09-16-06	#24 Georgia Southern	A	L, 21-38
10-07-06	#3 Furman	H	W, 29-27
11-25-06	#1 Appalachian State	A	L, 28-45
09-22-07	#8 James Madison	A	L, 10-45
10-04-08	#20 Liberty	H	L, 38-43
10-02-10	#11 Richmond	A	L, 19-41
11-13-10	#11 Liberty	H	W, 45-31
11-27-10	#21 Western Illinois	H	L, 10-17
09-15-12	#20 Eastern Kentucky	H	L, 17-35
09-29-12	#17 Appalachian State	A	L, 14-55
10-13-12	#11 Stony Brook	H	L, 21-27
11-24-12	#22 Bethune-Cookman	A	W, 24-14
12-01-12	#3 Old Dominion	A	L, 35-63
09-14-13	#25 Eastern Kentucky	A	W, 51-32
11-09-13	#16 Charleston So.	A	L, 26-31
11-30-13	#12 Bethune-Cookman	H	W, 48-24
12-07-13	#4 Montana	A	W, 42-35
12-14-13	#1 North Dakota St.	A	L, 14-48
12-06-14	#16 Richmond	H	W, 36-15
12-13-14	#2 North Dakota St.	A	L, 32-39
10-31-15	#19 Charleston So.	A	L, 25-33
11-28-15	#18 The Citadel	H	L, 38-41
09-17-16	#4 Jacksonville State	A	L, 26-27
10-01-16	#10 Charleston So. (2OT)	H	L, 58-59
09-23-17	#19 Western Illinois	H	L, 10-52
09-07-24	#13 William & Mary	H	W, 40-21

^ FBC Mortgage Cure Bowl Game

HOMECOMING GAMES

OVERALL.....21 games 13-8 (.619)

- as an FBS Program.....7 games 3-4 (.)
- as an FCS Program14 games 10-4 (.714)

HOMECOMING GAMES

DATE	OPPONENT	RESULT
11-01-03	VMI	L, 10-19
11-06-04	Savannah State	W, 52-14
10-29-05	VMI	W, 38-14
11-04-06	Savannah State	W, 66-6
10-27-07	VMI	W, 42-35
10-25-08	Stony Brook	L, 24-28
11-07-09	Gardner-Webb	W, 26-21
10-23-10	Stony Brook	L, 28-38
10-22-11	Gardner-Webb	L, 24-26
10-27-12	Liberty	W, 36-12
11-02-13	Charlotte	W, 50-25
10-25-14	Charleston Southern	W, 43-22
10-03-15	Alabama A&M	W, 55-0
10-22-16	Central Connecticut State	W, 33-25
10-28-17	Texas State	L, 7-27
11-03-18	Appalachian State	L, 7-23
11-02-19	Troy	W, 36-25
11-07-20	South Alabama	W, 23-6
11-13-21	Georgia State	L, 40-42
10-15-22	Old Dominion	L, 21-49
10-28-23	Marshall	W, 34-6

SHUTOUT HISTORY

OVERALL.....10 games 5-5 (.500)

- At Home5 games 4-1 (.800)
- On the Road5 games 1-4 (.200)

- as an FBS Program1 games 1-0 (1.000)
- as an FCS Program9 games 4-5 (.444)

SHUTOUT WINS

DATE	OPPONENT	RESULT
10-11-03	Charleston (W.Va.)	W, 47-0
10-13-07	Chowan	W, 51-0
10-03-15	Alabama A&M	W, 55-0
11-17-15	Gardner-Webb	W, 46-0
10-31-20	at Georgia State	W, 51-0

SHUTOUT LOSSES

DATE	OPPONENT	RESULT
11-22-08	Charleston Southern	L, 0-24
09-03-09	at Kent State	L, 0-18
09-04-10	at #25 West Virginia	L, 0-31
09-17-11	at Georgia	L, 0-59
10-29-11	at Stony Brook	L, 0-42

NON-SATURDAY GAMES

OVERALL.....23 games 15-8 (.652)

- At Home9 games 6-3 (.667)
- On the Road11 games 7-4 (.636)
- Neutral Site.....2 games 1-1 (.500)

- as an FBS Program18 games 13-5 (.722)
- as an FCS Program5 games 2-3 (.400)

TUESDAYS

DATE	OPPONENT	RESULT
12-27-22	vs. East Carolina \$	L, 29-53
10-10-23	at Appalachian State	W, 27-24

WEDNESDAYS

DATE	OPPONENT	RESULT
09-12-18	at Campbell	W, 58-21
10-14-20	at #21 Louisiana	W, 30-27
10-20-21	at Appalachian State	L, 27-30

THURSDAYS

DATE	OPPONENT	RESULT
09-25-03	at North Greenville	W, 49-39
09-03-09	at Kent State	L, 0-18
11-19-15	at Liberty	L, 21-24
11-17-16	Liberty	W, 42-7
11-07-19	Louisiana	L, 7-48
09-02-21	The Citadel	W, 52-14
10-07-21	at Arkansas State	W, 52-20
10-28-21	Troy	W, 35-28
09-22-22	at Georgia State	W, 41-24
11-03-22	Appalachian State	W, 35-28
09-21-23	Georgia State	L, 17-30
08-29-24	at Jacksonville State	W, 55-27

FRIDAYS

DATE	OPPONENT	RESULT
11-23-18	at South Alabama	L, 28-31
09-18-20	Campbell	W, 43-21
09-10-21	Kansas	W, 49-22
11-26-21	at South Alabama	W, 27-21 (OT)
12-17-21	vs. Northern Illinois ^	W, 47-41

SUNDAYS

DATE	OPPONENT	RESULT
09-07-08	Colgate	L, 19-23

^ Tailgreeter Cure Bowl Game

\$ TicketSmarter Birmingham Bowl Game

MISCELLANEOUS

Longest Winning Streak:

FBS.....11 games
(9-12-20 to 12-12-20)
FCS11 games
(8-30-14 to 11-15-14)

Longest Losing Streak:


FBS.....9 games
(9-16-17 to 11-11-17)
FCS4 games
(9-15-12 to 10-13-12)




COASTAL CAROLINA 55
1-0



JACKSONVILLE STATE 27
0-1



NO. 13 WILLIAM & MARY 21
1-1



COASTAL CAROLINA 40
2-0

GAME 1 - AUG. 29, 2024 - JACKSONVILLE, ALA. - AMFIRST STADIUM (18,977)

GAME 2 - SEPT. 7, 2024 - CONWAY, S.C. - BROOKS STADIUM (19,294)

SCORING SUMMARY

	1	2	3	4	F
Coastal Carolina	17	14	10	14	55
Jacksonville State	3	7	0	17	27

1st 11:06	CCU	Kade Hensley 25 yd FG	9-50, 3:45	CCU 3, JSU 0
05:50	JSU	G. Rippa 49 yd FG	7-25, 2:29	CCU 3, JSU 3
01:12	CCU	Tray Taylor 36 yd pass from Ethan Vasko (Kade Hensley kick)	8-77, 4:30	CCU 10, JSU 3
01:01	CCU	Clev Lubin 17 yd fumble recovery (Kade Hensley kick)		CCU 17, JSU 3
2nd 11:48	CCU	Ethan Vasko 4 yd run (Kade Hensley kick)	5-80, 1:52	CCU 24, JSU 3
02:20	CCU	Braydon Bennett 2 yd run (Kade Hensley kick)	9-48, 4:49	CCU 31, JSU 3
00:19	JSU	C. Fuller 1 yd run (G. Rippa kick)	9-75, 2:01	CCU 31, JSU 10
3rd 09:11	CCU	Braydon Bennett 2 yd run (Kade Hensley kick)	9-79, 4:39	CCU 38, JSU 10
03:13	CCU	Kade Hensley 39 yd FG	4-0, 2:13	CCU 41, JSU 10
4th 13:10	JSU	G. Rippa 26 yd FG	14-67, 5:03	CCU 41, JSU 13
08:34	CCU	Jameson Tucker 37 yd pass from Ethan Vasko (Kade Hensley kick)	9-75, 4:36	CCU 48, JSU 13
08:03	JSU	M. Pettway 92 yd pass from T. Huff (G. Rippa kick)	1-85, 0:24	CCU 48, JSU 20
02:18	CCU	Senika McKie 9 yd pass from Noah Kim (Kade Hensley kick)	9-75, 5:45	CCU 55, JSU 20
01:06	JSU	T. Stewart 38 yd run (G. Rippa kick)	4-75, 1:12	CCU 55, JSU 27

SCORING SUMMARY

	1	2	3	4	F
William & Mary	0	7	7	7	21
Coastal Carolina	14	13	10	3	40

1st 12:02	CCU	Braydon Bennett 4 yd run (Kade Hensley kick)	5-57, 1:31	CCU 7, W&M 0
03:11	CCU	Christian Washington 1 yd run (Kade Hensley kick)	9-99, 4:28	CCU 14, W&M 0
2nd 12:52	CCU	Christian Washington 4 yd run (Kade Hensley kick)	9-81, 3:18	CCU 21, W&M 0
11:30	W&M	D. Kendrick 62 yd pass from D. Wilson (E. Bernstein kick)	4-75, 1:22	CCU 21, W&M 7
10:21	CCU	Kade Hensley 43 yd FG	5-48, 1:09	CCU 24, W&M 7
00:00	CCU	Kade Hensley 33 yd FG	4-7, 0:51	CCU 27, W&M 7
3rd 12:21	CCU	Kade Hensley 49 yd FG	9-38, 2:32	CCU 30, W&M 7
11:37	CCU	Matthew McDoom 24 yd fumble recovery (Kade Hensley kick)		CCU 37, W&M 7
06:12	W&M	D. Wilson 19 yd run (E. Bernstein kick)	4-30, 2:01	CCU 37, W&M 14
4th 04:17	CCU	Kade Hensley 35 yd FG	9-45, 4:12	CCU 40, W&M 14
00:06	W&M	T. Hughes 4 yd run (E. Bernstein kick)	15-75, 4:11	CCU 40, W&M 21

TEAM STATISTICS

	CCU	JSU
First Downs	25	16
Rushes-Yards	57-294	30-123
Passing Yards	258	234
Pass Att-Comp-Int	13-20-1	14-27-2
Total Offense	552	357
Fumbles-Lost	1-1	4-1
Penalties-Yards	5-35	7-59
Punts-Yards (Avg./Net)	2-77 (38.5/38.5)	6-282 (47.0/42.3)
Kickoffs-Yards (Avg./Net)	10-164 (64.1/49.8)	6-357 (59.5/43.3)
Punt Returns (No.-Yds.-TD)	2-8-0	0-0-0
Kickoff Returns (No.-Yds.-TD)	4-97-0	1-23-0
Interceptions (No.-Yds.-TD)	2-20-0	1-0-0
Fumble Returns (No.-Yds.-TD)	1-17-1	0-0-0
Time of Possession	39:51	20:09
Third-Down Conversions	5-of-13	1-of-10
Fourth-Down Conversions	1-of-1	1-of-1
Red-Zone Scores-Chances	5-5	2-2
Sacks By (No.-Yds.)	3-15	0-0
Field Goals	2-2	2-2
Points Off Turnovers	10	3

TEAM STATISTICS

	CCU	W&M
First Downs	23	19
Rushes-Yards	47-277	40-142
Passing Yards	179	177
Pass Att-Comp-Int	10-26-1	15-29-0
Total Offense	456	319
Fumbles-Lost	0-0	2-1
Penalties-Yards	4-45	10-87
Punts-Yards (Avg./Net)	4-134 (33.5/33.5)	9-357 (39.7/34.6)
Kickoffs-Yards (Avg./Net)	8-520 (65.0/45.0)	4-256 (64.0/42.5)
Punt Returns (No.-Yds.-TD)	3-46-0	1-0-0
Kickoff Returns (No.-Yds.-TD)	1-26-0	0-0-0
Interceptions (No.-Yds.-TD)	0-0-0	0-0-0
Fumble Returns (No.-Yds.-TD)	1-24-1	0-0-0
Time of Possession	30:19	29:41
Third-Down Conversions	2-of-11	5-of-16
Fourth-Down Conversions	0-of-0	2-of-2
Red-Zone Scores-Chances	5-6	2-2
Sacks By (No.-Yds.)	4-36	0-0
Field Goals	4-5	0-0
Points Off Turnovers	7	0

INDIVIDUAL STATISTICS

RUSHING: JSU — T. Stewart 4-62, 1; A. Lewis 9-27; L. Smothers 8-17; T. Huff 5-11; A. Paul 3-5; C. Fuller 1-1, 1.
 CCU — J. Simpkins 12-80; D. Lloyd 5-64; B. Bennett 11-60, 2; C. Washington 13-47; E. Vasko 12-39, 1; N. Kim 3-7; TEAM 1-(-3).
PASSING: JSU — T. Huff 7-14-2, 173, 1; L. Smothers 7-13-0, 61.
 CCU — E. Vasko 12-19-1, 249, 2; N. Kim 1-1-0, 9, 1.
RECEIVING: JSU — M. Pettway 1-92, 1; D. Lacey 3-37; B. Rechsteiner 1-30; J. Bowie 2-29; T. Stewart 1-17; C. Vaughn 2-13; J. Barrick 1-9; S. Rudolph 1-5; A. Lewis 1-1.
 CCU — T. Taylor 3-98, 1; M. Meiga 1-46; J. Tucker 2-45, 1; C. Wright 2-32; K. Karr 1-12; C. Berong 2-11; S. McKie 1-9, 1; B. Bennett 1-5.
INTERCEPTIONS: JSU — Z. Poyser 1-0. CCU — M. McDoom 1-19; C. Conyer 1-1.
FUMBLE RECOVERIES: JSU — Z. Poyser 1-0. CCU — C. Lubin 1-17.
FORCED FUMBLES: JSU — L. Hale 1. CCU — W. Whitson 1; C. Lubin 1.
TACKLES-FOR-LOSS: JSU — J. Campbell 2.0-6; M. Joseph 1.0-3; J. Swain 1-0-3; R. Hughes 1.0-1.
 CCU — W. Whitson 1.5-8; I. Diawara 1.5-5; T. Brown 0.5-2; S. Bruce 0.5-1.
SACKS: JSU — None. CCU — I. Diawara 1.5-5; W. Whitson 1.0-8; T. Brown 0.5-2.

INDIVIDUAL STATISTICS


RUSHING: W&M — T. Hughes 6-54, 1; B. Yoder 9-44; D. Wilson 15-22, 1; M. Imoh 4-13; M. Lucas 3-11; C. Jenkins 1-0; H. Mathis 2-(-2).
 CCU — C. Washington 16-100, 2; E. Vasko 6-59; D. Lloyd 10-50; B. Bennett 5-37, 1; M. Pack 6-16; J. Simpkins 2-13; B. Graves 1-4; TEAM 1-(-2).
PASSING: W&M — D. Wilson 11-21-0, 165, 1; T. Hughes 2-6-0, 8; H. Mathis 1-1-0, 3; B. Yoder 1-1-0, 1.
 CCU — E. Vasko 8-23-0, 160; N. Kim 2-3-0, 19.
RECEIVING: W&M — D. Kendrick 2-74, 1; H. Mathis 5-38; D. Harris 2-27; M. Imoh 2-24; C. Jenkins 2-8; T. McDonald 2-6.
 CCU — T. Taylor 1-39; C. Wright 3-39; M. Meiga 2-33; J. Tucker 1-30; S. McKie 1-17; B. Graves 1-14; K. Duplessis 1-7.
INTERCEPTIONS: W&M — None. CCU — None.
FUMBLE RECOVERIES: W&M — None. CCU — M. McDoom 1-24.
FORCED FUMBLES: W&M — None. CCU — None.
TACKLES-FOR-LOSS: W&M — None.
 CCU — J. Cash 1.5-14; N. Barber 1.0-10; T. Brown 1.0-7; M. McDoom 1.0-6; J. Powell 1.0-5; W. Whitson 1.0-4; J. Bryant 0.5-5.
SACKS: W&M — None. CCU — J. Cash 1.5-14; N. Barber 1.0-10; T. Brown 1.0-7; J. Bryant 0.5-5.




COASTAL CAROLINA 28
3-0



TEMPLE 20
0-3



VIRGINIA 43
3-1



COASTAL CAROLINA 24
3-1

GAME 3 • SEPT. 14, 2024 • PHILADELPHIA, PA. • LINCOLN FINANCIAL FIELD (13,945)

GAME 4 • SEPT. 21, 2024 • CONWAY, S.C. • BROOKS STADIUM (22,104)

SCORING SUMMARY

	1	2	3	4	F
Coastal Carolina	14	7	7	0	28
Temple	3	7	7	3	20

1st 04:14 CCU Christian Washington 15 yd run (Kade Hensley kick)
11-63, 4:46 CCU 7, TEM 0

03:30 CCU Xamarion Gordon 29 yd interception return (Kade Hensley kick)
CCU 14, TEM 0

01:37 TEM M. Trujillo 54 yd FG 5-39, 1:53 CCU 14, TEM 3

2nd 08:25 CCU Cameron Wright 8 yd pass from Ethan Vasko (Kade Hensley kick)
2-11, 0:43 CCU 21, TEM 3

04:37 TEM J. Adams 15 yd pass from E. Simon (M. Trujillo kick)
8-75, 3:48 CCU 21, TEM 10

3rd 10:26 TEM D. Wright 2 yd pass from E. Simon (M. Trujillo kick)
7-53, 3:44 CCU 21, TEM 17

03:48 CCU Christian Washington 5 yd run (Kade Hensley kick)
13-75, 6:38 CCU 28, TEM 17

4th 12:58 TEM M. Trujillo 37 yd FG 11-54, 5:44 CCU 28, TEM 20

SCORING SUMMARY

	1	2	3	4	F
Virginia	14	13	10	6	43
Coastal Carolina	3	7	7	7	24

1st 13:36 UVA M. Fields 7 yd pass from A. Colandrea (W. Bettridge kick)
3-13, 1:20 UVA 7, CCU 0

10:11 CCU Kade Hensley 30 yd FG 9-52, 3:25 UVA 7, CCU 3

04:47 UVA G. Brosterhus 5 yd run (W. Bettridge kick)
3-35, 1:22 UVA 14, CCU 3

2nd 11:14 UVA W. Bettridge 22 yd FG 14-64, 7:45 UVA 17, CCU 3

07:26 CCU Jameson Tucker 29 yd pass from Ethan Vasko (Kade Hensley kick)
8-90, 3:34 UVA 17, CCU 10

02:59 UVA G. Brosterhus 1 yd run (W. Bettridge kick)
10-75, 4:27 UVA 24, CCU 10

00:00 UVA W. Bettridge 47 yd FG 10-28, 1:46 UVA 27, CCU 10

3rd 12:27 UVA W. Bettridge 45 yd FG 6-47, 2:33 UVA 30, CCU 10

06:26 UVA K. Pace 1 yd run (W. Bettridge kick) 5-92, 2:50 UVA 37, CCU 10

04:21 CCU Ethan Vasko 3 yd run (Kade Hensley kick)
4-75, 2:05 UVA 37, CCU 17

4th 12:12 UVA M. Field 37 yd pass from A. Colandrea (Failed 2-pt conversion)
6-65, 2:36 UVA 43, CCU 17

09:06 CCU Bryson Graves 15 yd pass from Noah Kim (Kade Hensley kick)
8-75, 3:06 UVA 43, CCU 24

TEAM STATISTICS

	CCU	TEM
First Downs	19	15
Rushes-Yards	42-184	36-129
Passing Yards	103	185
Pass Att-Comp-Int	15-21-0	17-25-1
Total Offense	287	314
Fumbles-Lost	0-0	1-1
Penalties-Yards	4-25	2-15
Punts-Yards (Avg./Net)	4-141 (35.2/35.3)	2-91 (45.5/41.0)
Kickoffs-Yards (Avg./Net)	5-310 (62.0/43.0)	5-315 (63.0/56.0)
Punt Returns (No.-Yds.-TD)	1-9-0	0-0-0
Kickoff Returns (No.-Yds.-TD)	1-15-0	2-35-0
Interceptions (No.-Yds.-TD)	1-29-0	0-0-0
Fumble Returns (No.-Yds.-TD)	0-0-0	0-0-0
Time of Possession	29:41	30:19
Third-Down Conversions	7-of-13	7-of-15
Fourth-Down Conversions	0-of-1	2-of-3
Red-Zone Scores-Chances	3-3	3-3
Sacks By (No.-Yds.)	2-13	1-11
Field Goals	0-0	2-3
Points Off Turnovers	14	0

TEAM STATISTICS

	CCU	UVA
First Downs	14	26
Rushes-Yards	24-82	58-384
Passing Yards	302	141
Pass Att-Comp-Int	16-33-1	15-23-0
Total Offense	384	525
Fumbles-Lost	1-1	0-0
Penalties-Yards	7-52	7-75
Punts-Yards (Avg./Net)	3-121 (40.3/40.3)	3-140 (46.7/40.0)
Kickoffs-Yards (Avg./Net)	5-323 (64.6/45.4)	8-445 (55.6/40.3)
Punt Returns (No.-Yds.-TD)	0-0-0	0-0-0
Kickoff Returns (No.-Yds.-TD)	2-23-0	1-16-0
Interceptions (No.-Yds.-TD)	0-0-0	1-0-0
Fumble Returns (No.-Yds.-TD)	0-0-0	0-0-0
Time of Possession	22:55	37:05
Third-Down Conversions	4-of-13	9-of-18
Fourth-Down Conversions	1-of-4	2-of-3
Red-Zone Scores-Chances	3-4	5-6
Sacks By (No.-Yds.)	2-13	1-1
Field Goals	1-1	3-3
Points Off Turnovers	0	14

INDIVIDUAL STATISTICS

RUSHING: TEM — A. Littleton II 14-74; E. Wilson Jr. 6-26; J. Smith 3-15; D. Wright 1-6; E. Simon 11-4; J. Adams 1-4.
CCU — E. Vasko 16-92; C. Washington 15-59, 2; S. Price 8-29; T. Taylor 2-6; TEAM 1-(-2).

PASSING: TEM — E. Simon 17-25-1, 185, 2.
CCU — E. Vasko 15-21-0, 103, 1.

RECEIVING: TEM — D. Wright 9-99, 1; A. Littleton II 2-34; J. Adams 2-30, 1; A. Jones 3-15; A. Allen 1-7.
CCU — J. Tucker 4-35; S. McKie 2-22; C. Washington 2-16; C. Berrong 1-10; K. Duplessis 1-8; C. Wright 1-8, 1; B. Graves 1-5; K. Karr 1-4; T. Taylor 2-(-5).

INTERCEPTIONS: TEM — None. CCU — X. Gordon 1-29.

FUMBLE RECOVERIES: TEM — None. CCU — S. Bruce 1-0.

FORCED FUMBLES: TEM — None. CCU — E. Johnson 1.

TACKLES-FOR-LOSS: TEM — D. Woodbury 1.0-11; S. Badmus 1.0-5.
CCU — T. Brown 1.0-7; D. Diggs 1.0-6; S. Bruce 1.0-3.

SACKS: TEM — D. Woodbury 1.0-11. CCU — T. Brown 1.0-7; D. Diggs 1.0-6.

INDIVIDUAL STATISTICS

RUSHING: UVA — X. Brown 9-171; K. Pace 15-57, 1; A. Colandrea 9-46; J. Griese 9-38; N. Vaughn 9-32; T. Muskett 2-23; D. Hawthorne 1-12; G. Brosterhus 3-7, 2; TEAM 1-(-2).
CCU — E. Vasko 8-24, 1; T. Taylor 1-22; C. Washington 8-18; S. Price 4-11; D. Lloyd 2-7; B. Graves 1-0.

PASSING: UVA — A. Colandrea 13-20-0, 131, 2; T. Muskett 2-2-0, 10; TEAM 0-1-0, 0.
CCU — E. Vasko 10-21-1, 222, 1; N. Kim 6-12-0, 80, 1.

RECEIVING: UVA — M. Fields 4-65, 2; T. Neville 2-31; K. Pace 1-13; K. Courtney 1-7; J. Gibson 1-6; N. Vaughn 1-6; D. Twitty 1-5; C. Tyree 3-4; X. Brown 1-4.
CCU — T. Taylor 3-70; K. Karr 1-65; J. Tucker 3-63, 1; S. McKie 1-41; B. Graves 4-40; C. Wright 2-15; M. Meiga 1-12; C. Washington 1-(-4).

INTERCEPTIONS: UVA — A. Clary 1-0. CCU — None.

FUMBLE RECOVERIES: UVA — E. Wood 1-0. CCU — None.

FORCED FUMBLES: UVA — L. Danley 1. CCU — None.

TACKLES-FOR-LOSS: UVA — C. Bennett Jr. 1.0-4; J. Sanker 1.0-4; K. Shine 1.0-2; K. Butler 1.0-1.
CCU — J. Cash 1.0-7; C. Lubin 1.0-6; D. Diggs 0.5-1; S. Bruce 0.5-1.

SACKS: UVA — K. Butler 1.0-1. CCU — J. Cash 1.0-7; C. Lubin 1.0-6.