



2024 TEXAS STATE FOOTBALL GAME NOTES

Saturday, Oct. 19, 2024 • 3:30 PM ET/2:30 PM CT • ESPN+
S.B. Ballard Stadium (21,944) • Norfolk, Va.

2024 SCHEDULE & RESULTS

4-2, 2-0 SUN BELT CONFERENCE

Date	Opponent	Time/Result
Aug. 31	Lamar (ESPN+)	W, 34-27
Sept. 7	UTSA (ESPN)	W, 49-10
Sept. 12	Arizona State (ESPN)	L, 31-28
Sept. 28	vs. Sam Houston ^ (ESPN+)	L, 40-39
Oct. 3	at Troy* (ESPN2)	W, 38-17
Oct. 12	Arkansas State* (ESPN+)	W, 41-9
Oct. 19	at Old Dominion* (ESPN+)	2:30 pm
Oct. 29	Louisiana* (ESPN2)	6:30 pm
Nov. 9	at ULM*	TBD
Nov. 16	Southern Miss*	TBD
Nov. 23	Georgia State*	TBD
Nov. 29	at South Alabama* (ESPN+)	2:30 pm

* Sun Belt Game | BOLD denotes home game

^ (Houston, TX | NRG Stadium)

All times CT

Television: ESPN+

Play-by-play..... Chip Tarkenton

Analyst..... Andy Mashaw

Radio: KTSW 89.9 and Varsity Network

Play-by-play..... Clint Shields

Analyst..... Geff Gandy

Social Media: #EatEmUp #TakeBackTexas

Twitter..... @TXSTATEFOOTBALL / @TXStateBobcats

Instagram..... @txstatefootball / @TXStateBobcats

Facebook..... TXSTATEFOOTBALL

A WIN VS. OLD DOMINION MEANS...

- The Bobcats win the first meeting in the all-time series.
- Texas State has won 6 of 8 dating back to the 2023 season.
- TXST starts 3-0 in Sun Belt Conference play for the first time in program history (joined in 2013).
- The Bobcats are 7-4 in their last 10 SBC outings dating back to the start of 2023.
- TXST starts off conference play 3-0 for the first time since 1982 (finished 7-0 in the Lone Star Conference).

FOUR DOWNS

4.00/8.5

TXST's number for sacks and TFLs in 2024. The sack is third in the nation and leads the Sun Belt, while the TFLs are 2nd in the SBC and 6th nationally.

29

Number of consecutive games for Joey Hobert with a reception dating back to Dec. 31, 2021

4+ (x4)

Number of TDs accounted for by Jordan McCloud in 4 games this season.

vs. UTSA | 2 pass, 2 rush
vs. Arizona State | 4 pass
at Troy | 3 pass, 1 rush
vs A-State | 4 pass, 1 rush

2

Number of forced fumbles for Jordan Polk in 2024 ranking him 12th nationally.

TEXAS STATE
BOBCATS
4-2 (2-0 SUN BELT)

GAME
7

OLD DOMINION
MONARCHS
2-4 (1-1 SUN BELT)

Head Coach: GJ Kinne

Record at TXST: 12-7

Career Record: 24-9

Record vs. Old Dominion: 0-0


Head Coach: Ricky Rahne

Record at Old Dominion: 17-27

Career Record: 17-27


OPENING DRIVE

- Texas State is coming off a historic 2023 season that saw the program win its first bowl game, in its first appearance, a 45-21 victory over Rice in the SERVEPRO First Responder Bowl.
- The Bobcats set an FBS-program record with eight wins in 2023.
- Texas State posted the highest season attendance average the program has seen in 2023 at 21,184 (127,102 total), and has had two sellouts at UFCU Stadium in 2024.
- Texas State opened the season receiving votes in the US LBM preseason Coaches Poll and received eight votes in the week 3 edition.
- TXST is coming off a 41-9 Sun Belt win over Arkansas State to start SBC play 2-0 for the first time in program history.
- Jordan McCloud was named the Sun Belt Offensive Player of the Week following the win over A-State.
- Nash Jones was named a semifinalist for the William V. Campbell Trophy, college football's premier scholar-athlete award.




#3 JORDAN MCCLOUD

142-191-5
1718 YDS
19 TD




#21 ISMAIL MAHDI

97 ATT
507 YDS
2 TD



#10 JOEY HOBERT

42 REC
411 YDS
7 TD



#10 JORDAN POLK

38 TKLs
2.5 TFLs
2 FF

TABLE OF CONTENTS

Quick Facts.....2
Team Info & What to Watch For.....3-7
Awards & Honors.....8
Head Coach GJ Kinne.....9
Assistant Coaches.....10
Roster & Pronunciation Guide.....11-12
Depth Chart.....13
Position Roster.....14
Social Media Roster.....15
How Texas State Was Built.....16-18
Big Plays.....19-21
Turnover Chart.....21
Advanced Stats.....22
Scoring Drives & Drive Superlatives.....23-26
Starters Breakdown.....27
Third Down & Fourth Down.....28-29
First Down Breakdown.....30
Game-By-Game Summaries.....31
Game-By-Game Box Scores.....32-33
Season Stats.....36-48
Last Time It Happened.....49-51

QUICK FACTS

SCHOOL INFORMATION

Location	San Marcos, Texas
Founded	1899
Enrollment	40,678 (Fall 2024)
Nickname	Bobcats
Colors	Maroon & Gold (PMS 504 & 872)
President	Dr. Kelly Damphousse
Director of Athletics	Don Coryell
Faculty Athletics Representative	Dr. Michelle Hamilton
Football Sport Administrator	Travis Comer
Executive Senior Associate AD	
Senior Woman Administrator	Tracy Shoemake
Executive Senior Associate AD	
Football Contact	Lindsey Olsen
Associate AD / Communications	
Conference	Sun Belt Conference
Member since the 2013 season	

STADIUM INFORMATION

Stadium	UFCU Stadium
Surface (Installed)	Field Turf (2024)
Capacity	28,000
Originally Built	1981
Renovated/Expanded	2012

FOOTBALL HISTORY

First Year of Football	1904
Overall Football Record	568-524-33

National Championships	2
1981 (Division II), 1982 (Division II)	

Conference Championships	14
Southland: 2 (2005, 2008)	
Lone Star: 9	
TIAA: 3	

Bowl Games	1
SERVPRO First Responder Bowl (2023)	

FOOTBALL INFORMATION

2023 Overall Record	8-5
2023 Conference Record	4-4
Letterwinners Returning/Lost	46/40
Starters Returning/Lost (min. 5 starts)	17/11

GAME COMPARISON: TEXAS STATE vs. OLD DOMINION

STAT BREAKDOWN: TEXAS STATE vs. OLD DOMINION

TXST	Rank: SBC (FBS)	Category	ODU	Rank: SBC (FBS)
38.2	2 (21)	Scoring Offense	23.0	9 (104)
22.3	3 (56)	Scoring Defense	27.7	7 (93)
477.5	1 (12)	Total Offense	337.2	11 (109)
343.3	4 (56)	Total Defense	408.3	9 (108)
186.2	4 (42)	Rushing Offense	172.8	7 (59)
124.8	2 (50)	Rushing Defense	157.8	6 (84)
291.3	2 (20)	Passing Offense	164.3	13 (124)
218.5	8 (73)	Passing Defense	250.5	12 (105)
23.73	4 (29)	Kickoff Return Avg.	12.64	14 (132)
6.55	8 (89)	Punt Return Avg.	6.00	9 (91)
31:12	5 (47)	Time of Possession	25:41	13 (127)
46.8%	3 (27)	3rd Down Conv. Pct.	41.5%	7 (60)
37.6%	3 (64)	3rd Down Conv. Pct. Defense	44.1%	9 (107)
35.14	12 (123)	Net Punting	36.38	10 (111)
-0.33	10 (88)	Turnover Margin	-0.33	10 (88)
5	2 (14)	Fumbles Recovered	3	6 (53)
5	10 (100)	Fumbles Lost	6	13 (117)
3	11 (90)	Passes Intercepted	7	2 (19)
8	7 (58)	Turnovers Gained	10	2 (26)
10	10 (95)	Turnovers Lost	12	12 (115)
167.08	1 (13)	Passing Efficiency	109.79	14 (125)
116.14	3 (27)	Pass Efficiency Defense	134.69	7 (82)
8.00	13 (117)	Fewest Penalties/Game	6.83	7 (84)
69.17	13 (110)	Fewest Yards Penalized/Game	61.67	10 (89)
4.00	1 (3)	Sacks	2.33	3 (36)
1.00	3 (14.0)	Sacks Allowed	3.50	14 (128)
8.5	2 (6)	Tackles For Loss	8.8	1 (4)
3.83	3 (19)	Tackles For Loss Allowed	6.67	12 (107)
156	1 (10)	First Downs	104	11 (113)
118	4 (72)	First Downs Allowed	126	9 (93)
76.2%	12 (110)	Red Zone Offense	93.3%	3 (19)
81.8%	4 (56)	Red Zone Defense	75.0%	2 (20)

INSIDE THE SERIES

First Meeting

SERIES HISTORY

First Meeting

collegepressbox

SINCE 2005 EVERYTHING BUT THE PREGAME MEAL

collegepressbox is the official media website for Division I football. Access and download game notes, quotes, statistics, media guides, headshots, logos and more for all FBS schools, conferences, postseason games, awards and the College Football Playoff. For access, please register for an account at collegepressbox.com/register.



TEAM INFORMATION

Head Coach.....	GJ Kinne
Years at Texas State.....	2nd
Years as a Head Coach.....	3rd
College Record.....	24-9 (.727)
Texas State Record.....	12-7
2023 Record (Conference).....	8-5 (4-4)
2023 Bowl Game....	SERVPRO First Responder Bowl
Base Offense.....	Modified Spread
Base Defense.....	4-2-5

Returning Offensive Starters (7)

No.	Name	Pos.	Class
21	Ismail Mahdi	RB	JR
10	Joey Hobert	WR	SR
2	Kole Wilson	WR	JR
9	Konner Fox	TE	SR (RS)
64	Dorion Strawn	OL	JR (RS)
73	Jimeto Obigbo	OL	SR
76	Nash Jones	OL	SR

Returning Defensive Starters (8)

No.	Name	Pos.	Class
1	Joshua Eaton	CB	JR (RS)
7	Chris Mills	CB	SR (RS)
4	Alonzo Edwards Jr.	STAR	SR
29	Caleb Coleman	STAR	JR (RS)
20	Kaleb Culp	S	SR
33	Ben Bell	DE	SR
91	Tavian Coleman	DT	SR
95	Terry Webb	DT	SR

Returning Specialists Starters (2)

No.	Name	Pos.	Class
36	Mason Shipley	K	JR (RS)
45	John Oehrlein	LS	SR (RS)

Starters Lost (11)

No.	Name	Pos.
7	TJ Finley	QB
1	Ashtyn Hawkins	WR
70	Brey Walker	OL
74	Caleb Johnson	OL
0	Brian Holloway	LB
3	Dan Foster Jr.	LB
2	Kaleb Ford-Dement	CB
8	Jordan Revels	DE
9	Sam Latham	DE
23	Shawn Holton	S
99	Seamus O'Kelly	P

Starters are those with a minimum of 5 starts in 2023

VICTORY STAR

Texas State played in, and won, its first bowl game in 2023, a 45-21 victory over Rice in the SERVPRO First Responder Bowl.

- The Bobcats set an FBS program record for wins in a season with 8.
- The last time Texas State had 8 wins in a season was in 2008 when the Bobcats were 8-4 in the regular season and finished the year with a first-round loss at Montana in the Division I-AA (FCS) Playoffs first round.
- Texas State has 14 seasons in its program history with 8 or more wins.

THE KINNE EFFECT

In his first year, Texas State head coach GJ Kinne took the Bobcats to a place they have never gone -- a bowl game -- and did something that has not been done in 40 years.

- Kinne is the first Texas State head coach to have a winning season in his first campaign at the helm of the Bobcats since Dennis Franchione in 1990 (6-5).
- With the bowl win, Kinne became the first, first-year head coach at Texas State to win 8 or more games since John O'Hara in 1983 (9-3). O'Hara took over the Bobcats after they won back-to-back DII national championships under Jim Wacker in 1981 and 1982.
- Prior to Kinne, only 2 Texas State head coaches in the program's history had won 8 or more games in their first season: O'Hara (1983) and Bill Miller (8-2 in 1965).
- Kinne was named the 21st head coach in Texas State's history on Dec. 2, 2022 (one day after his 34th birthday).

EXCITING BRAND OF FOOTBALL

One thing that GJ Kinne and the rest of the Texas State coaching staff installed in their first year was an offense that has produced at its highest level in the Bobcats' FBS history.

- Texas State finished the 2023 season ranked 11th in the country in scoring offense (36.7) and 15th in total offense (457.6).
- Texas State finished 28th in the country in passing offense (270.9) and 26th in rushing offense (186.7).
- Entering 2023 as an FBS team, Texas State had never ranked higher than 24th in the nation in total offense. In 2014, the Bobcats finished the season 24th in total offense, which was the only time they had been in the nation's top-50 in that category.
- Also entering the season, Texas State's highest finish as an FBS team in rushing offense was 18th (2014) and passing offense was 56th (2020).
- Its best finish in scoring offense at the FBS level was 31st in 2014.
- The Texas State offense averaged 132.4 more yards per game in 2023 compared to 2022.

WHAT A DIFFERENCE A YEAR MAKES

Comparing averages and national rank

	2022	Rank	2023	Rank
Category	Total	Rank	Total	Rank
Total Offense	325.2	112	457.6	15
Scoring Offense	21.1	110	36.7	11
Passing Offense	221.1	79	270.9	28
Rushing Offense	104.1	119	186.7	26

TXST in 2024

Category	Total	Rank
Total Offense	477.5	12
Scoring Offense	38.2	21
Passing Offense	291.3	20
Rushing Offense	186.2	42

ON THE OFFENSIVE

While Texas State's offense finished 11th in the country in scoring offense, it became the nation's most improved scoring offense over the 2023 season.

- Texas State improved its scoring output from 21.1 points per game in 2022 to 36.7 in 2023 (+15.6). 38.2 in 2024
- The Bobcats' 36.7 points per game in 2023 marked the first time they have averaged more than 28 points per game since 2014 when they averaged 33.8.

A FINE LINE

The Bobcat offensive line has only allowed 6 sacks in 2024 (1.00/game), ranking them 14th nationally.

TXST State has started the same offensive line every game in 2024 - Strawn, Jones, Todd, Lockette, Harkey. The group has combined for 100 career starts, led by Nash Jones with 45.

LET'S GET ACTIVE

Quarterback Jordan McCloud ranks in the top 10 among FBS active players in touchdown passes and total TDs responsible for and the top 20 for completions, completion %, passing yards, total plays and total offense.

TD passes	77	5
Total TDs responsible for	94	6
Passing Yards	8,621	16
Total Plays	1,415	16
Total Offense	9,531	15
Completions	715	15
Completion %	64.9%	13

Ismail Mahdi is also an active national leader for all-purpose yards, leading the country in all purpose-yards per game.

All-purpose YPG	152.95	1
Rushing YPG	96.7	4
KO return avg.	26.0	7



STAYIN' ALIVE

Wide receiver Joey Hobert is one of 23 players with a streak of 25+ consecutive games with a reception at 29, dating back to Dec. 31, 2021.

Hobert had his 4th multi-TD game at Texas State, and 9th overall, against Arkansas State.

vs. Lamar | 6-91, 2TD
vs. Sam Houston | 8-75, 2TD
vs. Arkansas State | 10-101, 2TD

IN THE RANKINGS

TXST players in the nation's top 20...

Player	Category	Value	Rank
McCloud	Passing TDs	19	3
	Pts Responsible For	138	3
	Pts Resp For/Game	23.0	3
	Completion %	71.2%	8
	Total Offense	319.2	10
	Passing Efficiency	170.5	11
	Completions/game	23.50	13
Hobert	Passing Yards/Game	285.5	14
	Passing Yards	1,713	15
	Receiving TDs	7	4
Polk	Receptions/Game	7.0	12
	Forced Fumbles	0.33	12
Nolan	Fumbles Recovered	2	2

TAKE BACK TEXAS

Texas State has a .632 winning % dating back to the start of the 2023 season, and is one of only four FBS teams in Texas to win eight games in 2023.

	2024	2023	Total	%
Texas	6-0	12-2	18-2	.900
SMU	5-1	11-3	16-4	.800
TXST	4-2	8-5	12-7	.632
Texas A&M	5-1	7-6	12-7	.632
Texas Tech	5-1	7-6	12-7	.632
UTSA	2-4	9-4	11-8	.579
North Texas	5-1	5-7	10-8	.556
TCU	3-3	5-7	8-10	.444
Sam Houston	5-1	3-9	8-10	.444
Rice	2-4	6-7	8-11	.421
Houston	2-4	4-8	6-12	.333
Baylor	2-4	3-9	5-13	.278
UTEP	0-6	3-9	3-15	.167

PLAY FAST, GO BIG

Part of Texas State's unprecedented scoring output is its ability to play fast and hit big plays.

- The Bobcats tied for 19th in the nation with 215 plays from scrimmage of 10+ yards (108/T11 in 2024).
- Texas State had 76 plays of 20+ yards, which tied for 17th in the country (31 in 2024).
- TXST was tied for 13th in the country in pace of offense with a play every 23.1 seconds. Jacksonville State led the country at 20.3 (26.4 in 2024).

HOTTEST TICKET IN TOWN

The Bobcats have sold out 2 of 4 home games this season with crowds of 28,000 against UTSA and Arkansas State. It was the first Sun Belt Conference sellout for TXST on Oct. 12.

SINGLE-GAME ATTENDANCE HIGHS (HOME)

RK	DATE	ATTENDANCE	OPPONENT
1.	SEPT. 24, 2016	33,133	HOUSTON
2.	SEPT. 8, 2012	33,006	TEXAS TECH
3.	SEPT. 13, 2014	32,007	NAVY
4.	SEPT. 23, 2017	31,333	UTSA
5.	OCT. 12, 2024	28,000	TROY
	SEPT. 7, 2024	28,000	UTSA

MAKING OUR POINT

While Texas State's offense was one of the highest scoring in the country in 2023, the season was also its highest scoring in the school's FBS history.

- Texas State set an FBS school record with 477 points scored, besting the previous mark of 406 set in 2014.
- It was only the second time in the school's FBS history that the Bobcats scored 400+ points in a single season (406 in 2014).
- The 477 points were the most points scored by TXST in any season besting the 470 in 13 games in 2008 as an FCS program. That year, Texas State scored 457 points in 12 regular season games (432 in 2023 regular season).
- Texas State scored 40+ points in 6 games last season, which topped the overall program record of 5 previously set in 1967 and 1983 (2 in 2024).
- The Bobcats scored 265 points in conference-play in 2023 (8 games). In 2022, Texas State scored 253 points all season (12 games).
- TXST is averaging 39.5 points in conference games in 2024.

SCORING OFFENSE, TXST'S FBS HISTORY

Top seasons since 2012

Rk	Year	Points	Games
--	2024	229	6
1.	2023	477	13
2.	2014	406	12
3.	2012	343	12
4.	2020	332	12
5.	2015	323	12

FAST START

The Bobcats have outscored their opponents 86-13 in the first quarter of games this season and 151-64 through the first half. TXST has also held 3 opponents (Lamar, Sam Houston & Troy) scoreless in the first quarter.

SITUATIONAL RECORDS

TEAM	
Overall	4-2
Home	2-1
Road	2-0
Neutral site	0-1
Scoring first	3-1
Opponent scores first	1-1
Leading after first quarter	4-1
Trailing after first quarter	0-0
Tied after first quarter	0-1
Leading at halftime	4-1
Trailing at halftime	0-0
Tied at halftime	0-1
Leading after three quarters	4-1
Trailing after three quarters	0-0
Tied after three quarters	0-1
Overtime games	0-0
Against ranked opponents	0-0

TEXAS STATE OFFENSE

Scores 30+ points	3-1
Scores 40+ points	2-0
Rushes for 150+ yards	4-0
Passes for 300+ yards	2-1
40 percent or better on 3rd down	3-2
400+ total yards	4-2
500+ total yards	2-0
Two or less turnovers	3-1
5 or more big plays (20+ yards)	3-0

TEXAS STATE DEFENSE

Allows 15 or less points	2-0
Allows 20 or less points	3-0
Allows 30 or less points	4-0
Allows 150 or less rushing yards	3-1
Allows 200 or less passing yards	0-1
Allows 300 or less total yards	1-0
Opponent 35 percent or less on 3rd down	2-0
Force two or more turnovers	3-0
Allows 5 or less big plays (20+ yards)	3-2



IT'S ACADEMIC - GRADUATES ON 2024 ROSTER (29)

Langston Anderson
Brice Bass
Tyrese Brown
Ezra Dotson Oyetade
AJ Edwards
Konner Fox
Jaylon Griffin
Deion Hankins
Justin Harris
Kenny Haynes
JeCareon Lathan
Titus Lyons
Jordan McCloud
Dawson Menegatti
Alex Merritt
Daniel Meunier
Chris Mills
Griffin Moore
James Neal
David Nunez
Manny Nunnery
John Oehrlein
Lincoln Pare
Jordan Polk
Blake Smith
Conner Smith
Tory Spears
Beckham Sunderland
Chayse Todd

SUN BELT PRESEASON POLL

East Division

1. App State – 96 Points (12)
2. James Madison – 79 Points (2)
3. Coastal Carolina – 67 Points
4. Georgia Southern – 50 Points
5. Marshall – 49 Points
6. Old Dominion – 32 Points
7. Georgia State – 19 Points

West Division

1. Texas State – 92 Points (9)
2. Troy – 68 Points (4)
3. Louisiana – 66 Points (1)
4. Arkansas State – 65 Points
5. South Alabama – 54 Points
6. Southern Miss – 31 Points
7. ULM – 16 Points

Preseason All-Sun Belt First Team Offense

QB – Jordan McCloud (RS Sr., QB – Tampa, Fla.)
RB – Ismail Mahdi (Jr., RB – Murphy, Texas)
WR – Joey Hobert (Sr., WR – San Clemente, Calif.)

Preseason All-Sun Belt First Team Defense

LB – Ben Bell (Sr., LB – Cedar Park, Texas)

Preseason All-Sun Belt First Team Special Teams

K – Mason Shipley (RS Jr., K – Liberty Hill, Texas)
AP – Ismail Mahdi (Jr., AP – Murphy, Texas)

Preseason All-Sun Belt Second Team Offense

WR – Kole Wilson (Jr., WR – Katy, Texas)

Preseason All-Sun Belt Second Team Defense

DB – Kaleb Culp (Sr., DB – Dallas, Texas)

GOING FOR A DRIVE

Texas State's offense scored on 45% of its drives (57 TD, 15 FG on 160 drives) in 2023 and scored on 55% (6/11) in the season opener against Lamar.

- TXST sits at 48% in 2024, scoring on 35 of 74 drives.
- Texas State was 7-1 when it scored on 40 percent or higher of its offensive drives in a game, with wins against Baylor (50%), Jackson State (85%), Nevada (42%), Southern Miss (43%), ULM (42%), Georgia Southern (64%), and South Alabama (50%). Its lone loss was against Louisiana (60%).
- Texas State averaged 10+ yards per play on 23 percent of its drives, which was 8th-best in the nation according to BCFTOys.com (non-garbage time drives against FBS opponents only).

PCT. OF OFFENSIVE DRIVES AVERAGING 10+ YARDS

According to BCFTOys.com

Rk	School	Pct.
1.	Army	40.5
2.	Miami	35.4
3.	Navy	33.3
4.	Texas	31.6
5.	Clemson	31.1
6.	Ohio State	29.6
7.	Texas State	29.1
8.	Pitt	28.3
	Boise State	28.3
10.	Oregon	27.7

TOTAL OFFENSE

Texas State's offense set the FBS program record for most yards in a season in 2023.

- Texas State's 5,961 total yards of offense bested the program's previous FBS record of 5,573 set in 2014.
- The overall program record for most yards of total offense in a season is 6,147 set in 2005 (14 games).
- The Bobcats had 486+ yards of offense 6 times in 2023, a yardage total they matched exactly to open the 2024 season

450+ in 2024

UTSA | 504

Lamar | 486

Troy | 467

Arkansas State | 591

TOTAL OFFENSE, TXST'S FBS HISTORY

Top seasons since 2012

Rk	Year	Total Yards	Games
--	2024	2,865	6
1.	2023	5,961	13
2.	2014	5,573	12
3.	2015	5,000	12
4.	2012	4,557	12

AIR ATTACK

Texas State's passing offense set the FBS and overall program record for most yards in a season in 2023.

- Texas State had 3,522 passing yards in 2023, which marked the first time since 2008 that the Bobcats totaled more than 3,000 yards in the air.
- The overall program record for passing yards in a season was 3,499 set in 2008 (13 games).
- Texas State had 200+ passing yards in all but 2 games in 2023 (6 in 2024).
- The Bobcats have only thrown for 3,000+ yards in a season 4 times in program history: 2003, 2008, 2009, 2023.
- Texas State had 5 300-yard passing games in 2023, which is an FBS program record (3 in 2024).
- The Bobcats also set the overall program record for most completions in a season with 287. The previous record was 264 in 2009.

MOST PASSING YARDS, TXST HISTORY

Most passing yards in a season, overall history

Rk	Year	Passing Yds	Games
--	2024	1,748	6
1.	2023	3,522	13
2.	2008	3,499	13
3.	2009	3,178	11
4.	2003	3,129	12

GROUND GAME

Despite throwing for more than 3,500 yards in 2023, the Bobcat offense was also one of the best in the country and in the program's FBS history in rushing

- Texas State rushed for 2,439 yards last season, which was the second-most in the program's FBS history (2,862 in 2014).
- Texas State has rushed for more than 2,000 yards in a season 5 times in the program's 12 years at the FBS level. The first 4 instances, though, were in the first 4 years in FBS.
- The Bobcats finished the season as one of 35 FBS team to register 3,000+ passing yards and 2,000+ rushing yards.

MOST TEAM RUSHING YARDS IN A SEASON

Texas State's FBS history

Rk	Year	Rushing Yds	Attempts
--	2024	1,117	6
1.	2014	2,862	538
2.	2023	2,439	529
3.	2015	2,248	470
4.	2012	2,152	413
5.	2013	2,058	471

On the other side of the ball, Texas State has held opponents under 101 rushing yards four times this season and is 3-1 in those outings.

- vs Lamar | 51 yds
- vs UTSA | 82 yds
- vs Arizona State | 101 yds
- at Troy | 63 yds



TALKING THAT ISH

Texas State's leading rusher a season ago was Ismail Mahdi, who was named an All-American by four different organizations, had 1,331 rushing yards on 223 carries in 2023.

- Mahdi became the program's FBS record holder for rushing yards in a season, a feat he accomplished in his first season as a Bobcat after transferring from HCU.
- In addition to being the program's FBS record holder, Mahdi is the first 1,200-yard rusher at Texas State since Claude Mathis set the school's overall record with 1,595 yards in 1997.
- Mahdi is 4th in program history for most rushing yards in a season.
- There have been only 3 Bobcats who have rushed for 1,300 yards in a season including Mahdi. Claude Mathis (twice) and Donald Wilkerson (1994) accomplished the feat, while Mahdi became the first Bobcat to do it this century.
- Mahdi finished the 2023 season ranked 13th in the country in rushing yards and rushing yards per game (102.4).
- Mahdi had 6 100-yard games in 2023 and has 2 in 2024.

MOST RUSHING YARDS IN A SEASON

Texas State Overall History

Rk.	Player	Rush Yds	Year
1.	Claude Mathis	1,595	1997
2.	Claude Mathis	1,593	1996
3.	Donald Wilkerson	1,569	1994
4.	Ismail Mahdi	1,331	2023
5.	Claude Mathis	1,289	1995
6.	Roy Jackson	1,187	1986

ALL-PURPOSE PLAYER

While Ismail Mahdi was the team's leading rusher, he led the nation in all-purpose yards.

- Mahdi entered the bowl season as the only player in the country with 2,000 or more all-purpose yards and finished as one of only two at 2,000+ (2,169).
- He also led the country in all-purpose yards per game with 166.85.
- Mahdi was named a first team All-American as an all-purpose player by CBS Sports/247Sports and a second team All-American as an all-purpose player by the FWAA, ESPN and The Athletic.
- Mahdi became the third Bobcat in the program's FBS history to earn first team All-American honors from a publication, joining Keenen Brown (PFF, 2018 as a tight end) and Jeremiah Haydel (ESPN, 2020 as a return specialist).
- Mahdi is the 48th different Bobcat in school history to be named an All-American.
- Mahdi added 12 total touchdowns to go with his 2,000+ all-purpose yards.
- Mahdi finished 3rd in the program's overall history for most all-purpose yards in a season (2,169).

- Mahdi's season-high for all-purpose yards in a game in 2023 was 316 yards at Southern Miss on Sept. 30 (138 kick return yards, 89 rushing yards, 89 receiving yards).

MOST ALL-PURPOSE YARDS IN A SEASON

Texas State program history

Rk	Yards	Player	Year
1.	2,330	Karrington Bush	2008
2.	2,264	Claude Mathis	1995
3.	2,169	Ismail Mahdi	2023
4.	2,048	Donald Wilkerson	1994
5.	1,851	Claude Mathis	1996
6.	1,750	Karrington Bush	2010

RECORD CHASERS

The two biggest pieces to Texas State's TFL and sack production in 2023 were defensive end Ben Bell and linebacker Brian Holloway.

- Holloway paced the team with 16.0 TFLs, an FBS program record and 3 shy of tying the overall school record.
- Bell finished with 16.0 TFLs, tied for the team best, and added 10.0 sacks.
- The 10.0 sacks by Bell set the program's FBS single-season record.

MOST TFLs IN TXST'S OVERALL HISTORY

Rk	Total	Player	Year
1.	19.0	Greg Pitts	2002
2.	18.0	Fred Evans	2005
3.	17.5	Fred Evans	2004
4.	16.0	Brian Holloway	2023
	16.0	Ben Bell	2023
	16.0	Clenton Ballard	2000
	16.0	Sterling Rogers	2000

MOST SACKS IN A SEASON

Texas State FBS History (Since 2012)

Rk	Total	Player	Year
1.	10.0	Ben Bell	2023
2.	9.0	Michael Odari	2014
3.	6.0	Nelson Mbanasor	2022

GETTING TO THE BACKFIELD

In addition to Texas State having one of the best offenses in the country, it finished second in the nation in TFLs and tied for 9th in sacks.

- Texas State registered 7 sacks in the opener against Lamar. The most for TXST in an FBS game behind eight vs Idaho on Oct. 4, 2024 and the most since six against South Alabama Nov. 5, 2023.
- The Bobcats have 24 sacks this season, finished with 40 in 2023.
- TXST is currently third in the nation (1 SBC) with 4.00 sacks/game and sixth (2 DBC) with 8.5 TFLs.
- The Bobcats had 108 TFLs in 2023, 2nd in the nation and an FBS program record, and were 16 shy of matching the overall program record of 124 set in 1982.

WHAT'S RETURNING**OFFENSE**

Rushing 54.7% (1,334 of 2,439 yards)
 Top Returners
 Ismail Mahdi 223-1,331 yards (54.6%)

Passing 0.0% (0 of 3,522 yards)

Receiving 66.3% (2,336 of 3,522 yards)
 Top Returners
 Joey Hobert 76-895 yards (25.4%)
 Kole Wilson 66-747 yards (21.2%)
 Ismail Mahdi 20-275 yards (7.8%)

Offensive Line 61.5% (40 of 65 starts)
 Top Returners
 Jimeto Obigbo 13 starts (20.0%)
 Dorion Strawn 11 starts (16.9%)

Scoring 63.1% (301 of 477 points)
 Top Returners
 Mason Shipley, K. 103 pts (21.6%)
 Ismail Mahdi, RB 74 pts (15.5%)
 Kole Wilson, WR 54 pts (11.3%)

DEFENSE

Tackles 47.5% (443 of 933 tackles)
 Top Returners
 Kaleb Culp 81 TKLS (8.7%)
 Ben Bell 57 TKLS (6.1%)
 Alonzo Edwards, Jr. 37 TKLS (4.0%)

Tackles for Loss 55.6% (60 of 108 TFLs)
 Top Returners
 Ben Bell 16 TFLs (14.8%)
 Tavian Coleman 7.5 TFLs (6.9%)
 Dominique Ratcliff 5.5 TFLs (5.1%)
 Caleb Coleman 5.5 TFLs (5.1%)

Sacks 72.5% (29 of 40 sacks)
 Top Returners
 Ben Bell 10 sacks (25%)
 Tavian Coleman 3.5 sacks (8.8%)
 Deven Wright 3 sacks (7.5%)

Interceptions 18.2% (2 of 11 INTs)
 Top Returner
 Tory Spears 1 INT (9.0%)
 Bobby Crosby 1 INT (9.0%)

SPECIAL TEAMS

Field Goals Made 100% (15 of 15 FGs)
 Mason Shipley 15 FGs

Kickoffs 22.6% (19 of 84 kickoffs)

Punting 0% (0 of 46 punts)

Kickoff Returns 100% (39 of 39 returns)
 Top Returner
 Ismail Mahdi 22 returns (56.4%)

Punt Returns 100% (13 of 13 punt returns)
 Top Returner
 Joey Hobert 9 returns (69.2%)



TXST TEAM CAPTAINS

Lamar: Jordan McCloud, Joey Hobert, Ismail Mahdi, Tory Spears, Kaleb Culp, Nash Jones, Ben Bell, Mason Shipley

UTSA: Jordan McCloud, Ismail Mahdi, Joey Hobert, Tory Spears, Nash Jones, Kenny Haynes

Arizona State: Jordan McCloud, Joey Hobert, Ismail Mahdi, Tory Spears, Nash Jones, Kenny Haynes, Kaleb Culp, Mason Shipley

Sam Houston: Jordan McCloud, Joey Hobert, Nash Jones, Joshua Eaton, Joey Hobert, Caleb Kulp, Tory Spears

Troy: Jordan McCloud, Joey Hobert, Nash Jones, Mason Shipley, Ismail Mahdi, Caleb Kulp, Tory Spears

Arkansas State: Jordan McCloud, Joey Hobert, Nash Jones, Mason Shipley, Ismail Mahdi, Caleb Kulp, Tory Spears

- Texas State's 40 sacks were an FBS program record and most in any season for Texas State since it had 41 in 1997.
- The overall program record for sacks in a season is 58.5 set in 1982.
- The Bobcats finished 9th in the country with an average of 3.08 sacks per game this year.
- Texas State had 7 games in 2023 of 10+ TFLs and 8 games of 3.0+ sacks.
- The Bobcats had 26 different players credited with a TFL and 19 with a sack in 2023.

THROUGH THE UPRIGHTS

Lou Groza Award Semifinalist Mason Shipley finished 2023 15-of-15 on field goals.

- Shipley tied his former teammate Seth Keller (2021, 2022) for the overall program record for most field goals made in a season.
- Shipley finished as one of two kickers to not miss a field goal in 2023.
- In 2022 & 2023 Texas State kickers (Shipley & Keller) went 30-of-32 on FG (93.8%).
- Shipley set the TXST and Sun Belt Conference record with a 60-yard field goal against Sam Houston (9.28).

RETURN POLICY

Texas State had 2 kick returns for touchdowns in 2023, including one by Ismail Mahdi (Sept. 30 at Southern Miss) and the other by Kole Wilson (Nov. 25 vs. South Alabama).

- It was only the second time in program history that the Bobcats have had 2 or more kick return TDs in a season (2 in 2013).
- Texas State ended the season as one of 7 teams in the country with multiple kick return TDs.
- The Bobcats finished the season ranked 5th in the nation in kick return average (26.08).
- Texas State led the nation in kick return yards with 1,017.
- Mahdi finished 14th in the nation in kick return average (25.6).
- Mahdi's 563 kick return yards were the 4th-most by a Bobcat in a season in TXST's FBS history.

ALL IN THE FAMILY

TXST has a handful of players with family NFL ties.

- Jordan McCloud - Brother - Ray Ray
- Joey Hobert - Father - Billy Joe
- Tory Spears - Father - Marcus
- Jordan Williams - Father Roy
- Drew Donley - Father - Doug / Mother - Dallas Cowboys Cheerleader

SUN BELT CONFERENCE WEEKLY AWARDS

Date	Offensive	Defensive	Special Teams
Sept. 2	Ethan Vasko (Coastal Carolina)	Wydett Williams Jr. (ULM)	Clune Van Andel (Arkansas State)
Sept. 9	Jordan McCloud (TXST)	Jahron Manning (ODU)	Courtney Jackson (Arkansas State)
Sept. 16	Joey Aguilar (App State)	Kevin Swint (Georgia State)	Devonte Ross (Troy)
Sept. 23	Alonza Barnett III (JMU)	Jordan Scruggs (South Alabama)	Terrence Spence (JMU)
Sept. 30	Alonza Barnett III (JMU)	J.J. Roberts (Marshall)	Kennth Almendares (Louisiana)
Oct. 7	Braylon Braxton (Marshall)	Cameron Whitfield (Louisiana)	Clune Van Andel (Arkansas State)
Oct. 14	Jordan McCloud (TXST)	Marques Watson-Trent (Georgia Southern)	Kenneth Almendares (Louisiana)



AWARDS & HONORS

Kalil Alexander

DCTF Midseason All-Texas College Football - 1st team

Ben Bell

Bednarik Award Watch List

Reese's Senior Bowl Watch List

Preseason All-Sun Belt First Team

Preseason Dave Campbell All-Sun Belt Second Team

Preseason CFN All-America (3rd)

Preseason CFN First Team All-Sun Belt

Tavian Coleman

Preseason CFN First Team ST, Honorable Mention Def.

Kaleb Culp

Preseason All-Sun Belt Second Team

Preseason Dave Campbell All-Sun Belt First Team

Preseason CFN All-Sun Belt Second Team

Chris Dawn, Jr.

Earl Campbell Tyle Rose Award Honorable Mention (Sept. 10)

Joshua Eaton

Preseason CFN All-Sun Belt Third Team

Deion Hankins

Reese's Senior Bowl Watch List

Preseason CFN All-Sun Belt Third Team

Alex Harkey

DCTF Midseason All-Texas College Football - 2nd team

Max Harris

Preseason CFN All-Sun Belt Second Team

Joey Hobert

Biletnikoff Award Watch List

Reese's Senior Bowl Watch List

Earl Campbell Tyler Rose Award Honorable Mention (Oct. 15)

DCTF Midseason All-Texas College Football - 2nd team

Preseason All-Sun Belt First Team

Preseason Dave Campbell Best WR/All-Sun Belt First Team

Preseason CFN All-America (HM)

Preseason CFN All-Sun Belt (1st)

Nash Jones

Reese's Senior Bowl Watch List

William V. Campbell Trophy Semifinalist

College Football Freaks (No. 52)

Preseason CFN All-Sun Belt Second Team

Tellek Lockette

Preseason CFN All-America (HM)

Preseason CFN First Team All-Sun Belt

Ismail Mahdi

Maxwell Award Watch List

Paul Hornung Award Watch List

Earl Campbell Tyler Rose Award Watch List

DCTF Midseason All-Texas College Football - 2nd team

Preseason All-Sun Belt First Team

Preseason Dave Campbell All-Sun Belt First Team

Preseason CFN All-America (HM)

Preseason CFN First Team All-Sun Belt

Jordan McCloud

Maxwell Award Watch List

Walter Camp Award Watch List

Davey O'Brien Award Watch List

Reese's Senior Bowl Watch List

Sun Belt Player of the Week (Sept. 9, Oct. 14)

Manning Award Star of the Week (Oct. 14)

Davey O'Brien Great 8 (Oct. 14)

Shrine Bowl Star of the Week (Oct. 15)

Earl Campbell Tyler Rose Award Honorable Mention (Oct. 15)

Earl Campbell Tyle Rose Award Honorable Mention (Sept. 10)

Davey O'Brien Great 8 (Sept. 10)

Manning Award Star of the Week (Sept. 9)

DCTF Midseason All-Texas College Football - 2nd team

Preseason All-Sun Belt First Team

Preseason CFN First Team All-Sun Belt

Chris Mills

Preseason CFN All-Sun Belt Third Team

Jimento Obigbo

Preseason CFN All-Sun Belt Third Team

Lincoln Pare

CSC Comeback Award Watch List

Steven Parker

Reese's Senior Bowl Watch List

College Football Freaks (No. 62)

Mason Shipley

Lou Groza Award Watch List

Preseason All-Sun Belt First Team

Preseason Dave Campbell Best ST/All-Sun Belt First Team

Preseason CFN All-America (HM)

Preseason CFN All-Sun Belt Second Team

Kole Wilson

Earl Campbell Tyler Rose Award Watch List

Preseason All-Sun Belt Second Team

Preseason CFN All-Sun Belt Second Team

Offensive Line

Preseason CFN Sun Belt OL of the Year

GJ Kinne

Preseason CFN Sun Belt Coach of the Year





GJ KINNE

HEAD COACH

SECOND SEASON

GJ Kinne was named the head coach of Texas State football on December 2, 2022. And in a year's time, the native Texan – and third-youngest coach in FBS – took the Bobcats to newfound heights in 2023 – and on an ascent to more in 2024.

Kinne, who was tabbed as the 21st head coach in program history when he was officially hired a day after his 34th birthday, led the Bobcats to an FBS program record 8 wins in his first season at the helm of Texas State and to the program's first appearance and win in a bowl game.

The former NFL and collegiate quarterback inherited a Texas State program that had not had a winning season in 9 years. After bringing in 53 scholarship newcomers – and 71 total new players – over the spring and summer of 2023, Kinne and his staff guided the Bobcats to a season-opening win at Baylor (the program's first win over a "Power 5" team), a 3-1 nonconference record, a 5-1 record at home, and a tied-for-second-place finish in the Sun Belt West Division standings. The Bobcats capped the season with a dominating 45-21 win over Rice in the SERVPRO First Responder Bowl in Dallas to finish 8-5 in Kinne's inaugural season.

The Bobcats doubled their wins from the previous season with the help of the nation's most improved scoring offense in 2023. Texas State averaged 36.7 points on offense, which was more than a 15-point improvement from the prior season and finished as the 14th-best scoring unit in the country. The Bobcats were also 14th in the nation in total offense (457.6 yards/game), 25th in rushing offense (186.7), and 28th in passing offense (270.9). It was the first time Texas State finished in the top-30 in the country in all 4 categories in an FBS season.

The Bobcats scored 40+ points in 6 games over the course of the season, including 3 times in conference play. They scored 77 points in the home opener against Jackson State, which fell one shy of the program's record for most in a single game, and ended the year with 45+ points in each of their final 2 games.

The high-scoring offense was led by All-American all-purpose player Ismail Mahdi and quarterback TJ Finley. Mahdi, who was named a first team All-American by CBS Sports/247Sports, led the country in all-purpose yards (2,169) and scored 12 total touchdowns in 13 games. Finley, meanwhile, set the program's overall single-season record for most passing yards by throwing for 3,439 yards. He also totaled 29 touchdowns in his first season as a Bobcat.

While the offense garnered the headlines, the other two phases under Kinne and his staff were among the nation's leaders as well. The defense finished first in tackles for loss and eighth in sacks. Special teams, meanwhile, was sixth in the country in kick returns with an average of 26.08 yards. The Bobcats also returned 2 kickoffs for touchdowns, which matched their record for most in season (previous: 2013).

Texas State also garnered seven All-Sun Belt selections as well as four honorable mentions in 2023. Ismail Mahdi was a first team all-purpose selection and second team kick returner while kicker Mason Shipley (first team), wide receiver Joey Hobert (second team) and offensive lineman Brey Walker (third team) earned accolades from the offensive and special teams side. Linebacker Brian Holloway and defensive end Ben Bell were second team selections from the defense. Quarterback TJ Finley, wide receivers Kole Wilson and Ashtyn Hawkins, and defensive back Shawn Holton garnered honorable mention.

In addition to the record for most wins in an FBS season, Texas State set 20 FBS program records for a single season in Kinne's first campaign. The offense set 13 different FBS records while the defense set 5 (sacks, TFLs, hurries and forced fumbles) and special teams turned in 3 (field goals made, kick return average, kick return touchdowns).

The Bobcats also set 29 individual FBS season program records in 2023, including 9 by TJ Finley, 5 by Ismail Mahdi, 4 each by Joey Hobert and Mason Shipley, 2 each by Brian Holloway and Ben Bell, and 1 each by Shawn Holton, Kaleb Culp, and Kole Wilson.

Kinne rebooted Texas State football behind the mantra "Take Back Texas." Kinne, who is a son of a Texas high school coach and was born and raised in the state, and his staff put together a 2023 newcomer class that was rated by 247Sports as the program's best in its FBS history. The Bobcats used the injection of new talent by going 7-2 within the state of Texas during the season and picking up two wins in three games against Texas schools.

In mid-October, Kinne was named to the 2023 Paul "Bear" Bryant Coach of the Year Watch List. He was one of 26 coaches -- and one of five from the "Group of 5" conferences -- to be in consideration for the annual top honor at the halfway point of the season.

An offensive mastermind with NFL experience and deep roots in the state of Texas, Kinne arrived in San Marcos after helping lead Incarnate Word to a Southland Conference championship, No. 7 national ranking, and a national seed in the FCS Playoffs in 2022. The Cardinals reached the semifinals of the FCS Playoffs and went 12-2.

The Cardinals were an up-tempo, high-flying offense in 2022 under Kinne. They ranked No. 1 in all of NCAA Division I – FBS and FCS – with 51.5 points and 581.2 yards per game. The team also had a defense to match as it ranked first in FCS in tackles for loss, ninth in sacks, and 38th in scoring defense.

Kinne was an FCS finalist for the Eddie Robinson Award in 2022, which is presented to the nation's top coach.

KINNE PROFILE

PERSONAL

Hometown Mesquite, Texas
High School Gilmer (TX)
Alma Mater Tulsa, '12

COACHING EXPERIENCE

Years	School	Position
2017	SMU	Graduate Assistant
2018	Arkansas	Offensive Analyst
2019	Philadelphia Eagles	Offensive Special Projects
2020	Hawaii	Offensive Coordinator/QBs
2021	UCF	Co-Offensive Coordinator/QBs
2022	UIW	Head Coach
2023-Present	Texas State	Head Coach

HEAD COACH MILESTONES

Head Coaching Debut	Sept. 3, 2022	vs. Southern Illinois
First Career Win	Sept. 3, 2022	vs. Southern Illinois (W 64-29)
First Career TXST Win	Sept. 2, 2023	at Baylor (42-31)
First Career TXST Home W	Sept. 16, 2023	vs. Jackson State (77-34)
First Career Bowl Win	Dec. 26, 2023	vs Rice (45-21)

CAREER HEAD COACH RECORD

Year	Overall	Pct.	Conf.	Conference Finish
2022	12-2	.857	5-1	1st
2023	8-5	.545	4-4	2nd west
2024	4-2	.667	2-0	-
Total	24-9	.727	11-5	--

POSTSEASON/BOWL GAMES (PLAYER & COACH)

2010	Hawaii Bowl (w/ Tulsa)
2011	Bell Helicopter Armed Forces Bowl (w/ Tulsa)
2017	DXL Frisco Bowl (w/ SMU)
2019	NFL Playoffs Wild Card Round (w/ Eagles)
2020	New Mexico Bowl (w/ Hawaii)
2021	Union Home Mortgage Gasparilla Bowl (w/ UCF)
2022	FCS Playoffs Semifinals (w/ UIW)
2023	SERVPRO First Responder Bowl

COACHING HONORS

Southland Conference Coach of the Year2022
Eddie Robinson Award, Finalist2022
Paul "Bear" Bryant Coach of the Year Watch List2023

COACHING TREE: HEAD COACHES HE HAS PLAYED & WORKED FOR

Mack BrownTexas (2007)
Gus MalzahnTulsa (2008-10), UCF (2021)
Mike NorvellTulsa (2009-10) - Pass Game Coordinator
Bill BlankenshipTulsa (2011)
Chip KellyPhiladelphia Eagles (2013-14)
Tom CoughlinNew York Giants (2015)
Chad MorrisSMU (2017), Arkansas (2018)
Sonny DykesSMU (2017) - Bowl Game
Doug PedersonPhiladelphia Eagles (2019)
Todd GrahamHawaii (2020)

While Kinne was in the running for national awards, he coached the 2022 Walter Payton Award winner in Lindsey Scott Jr. The quarterback thrived under Kinne as he totaled 71 touchdowns (60 passing, 11 rushing), threw for 4,686 yards, and rushed for 712. Scott Jr. finished the year first in FCS in passing efficiency, second in passing yards, and third in completion percentage. He was also named the Southland Conference Player of the Year.

Originally from Mesquite, Texas, Kinne was a highly-rated quarterback recruit out of high school who went on to be a three-year starter at Tulsa and then embarked on a five-year professional career in the NFL and CFL. In high school, Kinne played for Jeff Traylor, the current head coach at UTSA, at Gilmer High School (TX).

Kinne's father, Gary Joe, was a standout linebacker at Baylor and later coached at Allen High School, Kaufman High School, Mesquite High School and Canton High School (head coach). Gary Joe also coached at Baylor.

Kinne has coached at both the collegiate and NFL levels, starting as a graduate assistant at SMU in 2017 to an offensive assistant with the Philadelphia Eagles in 2019 to his head coaching roles. He has worked with some of the industry's top play-callers, including Doug Pederson, Gus Malzahn, Mike Norvell, Chad Morris and Chip Kelly.



ASSISTANT COACHES



MACK LEFTWICH OFFENSIVE COORDINATOR

2nd season at Texas State ... Broyles Award Nominee ... Dave Campbell's 40 Under 40 ... 247Sports 30 Under 30 ... Helped lead the nation's No. 1 scoring offense in 2022 ... Coached 3 All-American quarterbacks in 5 years at UIW ... Former quarterback at UTEP ... son of a college coach.




DANIEL DA PRATO ASSOCIATE HEAD COACH/ SPECIAL TEAMS COORDINATOR

2nd season at Texas State ... previous 3 seasons at USF ... ended the 2022 season as the interim head coach at USF ... coached All-American Brian Battie in 2021 and 2022 ... former college QB at ULM.



WILL BRYANT TIGHT ENDS

2nd season at Texas State ... Coached at UIW in 2022 ... Coached at Allen High School (TX) in 2021 ... Started his coaching career at SMU (2015-17) ... Has also coached at Arkansas, Auburn and UTSA.



DEXTER McCOIL, SR. DEFENSIVE COORD/SAFETIES

2nd season at Texas State ... First as DC ... Coached at UIW in 2022 ... Coached 3 seasons at high school level in Louisiana ... Played pro football for 9 years, including 3 years in the NFL ... teammates with HC GJ Kinne at Tulsa.



CHAD MORRIS WR/PASS GAME COORDINATOR

1st season at Texas State ... Served as head coach at Arkansas and SMU ... Was the OC at Clemson (2011-14) ... Won back-to-back state championships with Lake Travis (2008-09).



BRADLEY DALE PEVETO CO-DEFENSIVE COORD/LB

1st season at Texas State ... Previous head coach at Northwestern State (2009-12) ... Spent 2021-23 at UTEP ... Has been a part of teams that have reached 11 bowl games, including the 2007 BCS National Championship with LSU as the national champion's LB coach/ST coordinator.



BARRICK NEALY RUNNING BACKS

1st season at Texas State ... An All-American for the Bobcats and finalist for the Walter Payton Award ... Came to TXST after serving as AHC and running backs coach at UTEP (2020-23).




MATTHEW GREGG CORNERBACKS

2nd season at Texas State ... Coached at UIW for 4 years (2019-22) ... Coached high school football in Texas for 2 years ... Coached Kilgore JC in 2018 ... Houston native.



JORDAN SHOEMAKER OL/RUN GAME COORDINATOR

2nd season at Texas State ... Spent 5 seasons at UIW ... coached 12 all-conference offensive linemen at UIW ... Graduate of Houston ... Started his career at Baylor (5 years) ... Also coached high school in Texas.



MIKE O'GUIN DEFENSIVE LINE

2nd season at Texas State ... Defensive line coach at Sam Houston in 2021 and 2022 ... Helped the Bearkats rank top-20 in FCS in scoring defense in 2022 ... Coached 5 years in high school in Texas.

ANALYSTS & GRADUATE ASSISTANTS

Landon Keopple - Senior Offensive Analyst
David Stuckman - Senior Defensive Analyst
Reggie Marshall - Defensive Analyst
Steven Koch - Special Teams Analyst
Chastin Evans - Graduate Assistant, Offense
Andrew Cobus - Graduate Assistant, Offense
Ryan O'Keefe - Recruiting Strategy Coordinator & Offensive Quality Control



TEXAS STATE vs. OLD DOMINION

ALPHABETICAL ROSTER

#	Name	POS	HT	WT	YR	Hometown
30	Tunmise Adeleye	DT	6-4	263	R-Jr.	Katy, Texas
22	Kalil Alexander	DE	6-3	225	R-Jr.	Charlotte, N.C.
41	Carlos Alvarado	K	5-9	158	R-Fr.	The Woodlands, Texas
88	Langston Anderson	WR	6-1	205	R-Sr.	Midlothian, Texas
23	Amarion Atwood	CB	6-1	185	R-Fr.	Mesquite, Texas
75	Bami Badusi	OL	6-6	317	R-Fr.	Grand Prairie, Texas
15	Brice Bass	DE	6-4	252	Sr.	Stockbridge, Ga.
61	Aiden Beckett	OL	6-3	330	Fr.	Elgin, Texas
33	Ben Bell	DE	6-2	255	Sr.	Cedar Park, Texas
26	Michael Boudoin III	TE	6-4	225	R-Jr.	Buda, Texas
30	Tyrese Brown	RB	5-10	182	Sr.	Madisonville, Texas
22	Torrance Burgess Jr.	RB	5-8	175	R-Jr.	Pearland, Texas
68	Sully Burns	OL	6-7	309	R-Fr.	Plano, Texas
34	Justin Cannon	RB	6-0	210	Fr.	Leander, Texas
51	Jacob Caruthers	DE	6-1	225	Fr.	Leander, Texas
9	Caleb Coleman	STAR	6-2	200	R-Jr.	Phenix City, Ala.
8	Tavian Coleman	DT	6-1	300	Sr.	Humble, Texas
72	David Conner	OL	6-6	307	R-So.	Atlanta, Ga.
27	Bobby Crosby	S	6-2	190	Sr.	Fort Lauderdale, Fla.
19	Kaleb "Kuga" Culp	S	5-10	192	Sr.	Dallas, Texas
1	Chris Dawn, Jr.	WR	5-7	170	So.	Dallas, Texas
66	Justin DeLeon	OL	6-3	315	R-Fr.	Kingsville, Texas
18	Drew Donley	WR	6-2	180	R-Jr.	Frisco, Texas
58	Ezra Dotson-Oyetade	OL	6-3	290	Jr.	Garland, Texas
1	Joshua Eaton	CB	6-2	190	R-Jr.	Houston, Texas
4	Alonzo Edwards, Jr.	STAR	5-11	190	Sr.	Madison, Miss.
17	Kylen Evans	WR	6-2	200	Fr.	McKinney, Texas
62	Malcolm Fields	OL	6-3	286	R-Fr.	Manvel, Texas
9	Konner Fox	TE	6-4	253	R-Sr.	San Antonio, Texas
37	Brendan Franke	K	6-3	230	R-Jr.	Gretna, Neb.
12	Jaylon Griffin	WR	6-3	185	R-Sr.	Huntsville, Texas
21	Canden Grogan	CB	6-3	175	R-Jr.	Mont Belvieu, Texas
33	Deion Hankins	RB	6-0	228	R-Sr.	El Paso, Texas
71	Alex Harkey	OL	6-6	335	R-Jr.	Austin, Texas
20	Justin Harris	S	6-0	186	R-Sr.	Dayton, Ohio
2	Max Harris	LB	6-0	232	Jr.	Montgomery, Ala.
6	PJ Hatter	QB	6-2	190	R-Fr.	Houston, Texas
14	Kenny Haynes	LB	6-1	215	R-Sr.	Edna, Texas
10	Joey Hobert	WR	5-11	189	Sr.	San Clemente, Calif.
49	Layne Horak	S	5-11	182	Jr.	Rockwall, Texas
55	Nathan Huerta	DT	6-0	266	R-So.	Harlingen, Texas
34	Jermy Jackson Jr.	DE	6-3	218	Fr.	Waxahachie, Texas
8	Brad Jackson	QB	6-0	200	Fr.	San Antonio, Texas
5	Darius Jackson	S	6-2	195	R-So.	Red Oak, Texas
42	Tymere Jackson	DE	6-5	235	Jr.	Monterey, Calif.
5	Jaylen Jenkins	RB	5-8	175	Jr.	Allen, Texas
50	Nick Johnson	DT	6-3	270	R-Fr.	Houston, Texas
37	Christopher Jones	CB	6-2	185	Fr.	Houston, Texas
76	Nash Jones	OL	6-5	320	Sr.	Nacogdoches, Texas
44	Karson Kaiser	LB	6-3	225	R-So.	Boerne, Texas
6	Jo'Laison Landry	DE	6-3	245	R-Fr.	Houston, Texas
74	Ian Langford	OL	6-5	310	R-So.	Hebron, Texas
90	Amipeleasi Langi Jr	DT	6-6	312	Sr.	Lihue, Hawaii
40	JeCareon Lathan	CB	6-1	182	R-Jr.	Minden, Louisiana
46	Ja'Mari Laye	LB	5-10	217	Fr.	DeSoto, Texas
50	Jimmy Lee	OL	6-6	285	Jr.	DeSoto, Texas
73	Tellek Lockette	OL	6-3	327	Jr.	Miami, Fla.
86	Titus Lyons	TE	6-3	240	R-Jr.	Pottsboro, Texas
21	Ismail Mahdi	RB	5-9	185	Jr.	Murphy, Texas
14	Jordan Martin	WR	6-1	190	Fr.	Dallas, Texas
15	RJ Martinez	QB	5-11	210	R-Jr.	Austin, Texas
56	Owen McClintock	LB	6-0	219	R-Jr.	Chagrin Falls, Ohio
3	Jordan McCloud	QB	6-0	205	R-Sr.	Tampa, Fla.
83	Dawson Menegatti	WR	6-2	195	R-Sr.	Pueblo West, Colo.

NUMERICAL ROSTER

No.	Name	Pos.
0	Steven Parker	DE
0	Jaden Williams	WR
1	Chris Dawn Jr.	WR
1	Joshua Eaton	CB
2	Max Harris	LB
2	Kole Wilson	WR
3	Jordan McCloud	QB
3	Terry Webb	DT
4	Alonso Edwards Jr.	STAR
5	Darius Jackson	S
5	Jaylen Jenkins	RB
6	PJ Hatter	QB
6	Jo'Laison Landry	DE
7	Chris Mills	CB
7	Lincoln Pare	RB
8	Tavian Coleman	DT
8	Brad Jackson	QB
9	Caleb Coleman	STAR
9	Konner Fox	TE
10	Joey Hobert	WR
10	Jordan Polk	CB
11	Beau Sparks	WR
11	Deven Wright	DE
12	Jaylon Griffin	WR
12	Tory Spears	WR
13	Griffin Moore	TE
13	Mannie Nunnery	LB
14	Kenny Haynes	LB
14	Jordan Martin	WR
15	Brice Bass	DE
15	RJ Martinez	QB
16	Blake Smith	TE
16	Donte Thompson	CB
17	Kylen Evans	WR
17	Dominique Ratcliff	DT
18	Drew Donley	WR
18	Derick Mourning Jr.	LB
19	Kaleb "Kuga" Culp	S
19	Dylan Rhodes	WR
20	Justin Harris	S
20	Lincoln Philyaw	QB
21	Canden Grogan	CB
21	Ismail Mahdi	RB
22	Kalil Alexander	DE
22	Torrance Burgess Jr.	RB
23	Amarion Atwood	CB
23	Junior Thornton	WR
24	Trez Moore	CB
25	James Neal	LB
26	Michael Boudoin III	TE
27	Bobby Crosby	S
27	Kannon Webb	WR
28	Tice Williams	S
29	Treylin Payne	LB
30	Tunmise Adeleye	DT
30	Tyrese Brown	RB
31	Kameron Pearson	CB
32	Ryan Nolan	S
33	Ben Bell	DE
33	Deion Hankins	RB



ALPHABETICAL ROSTER

92	Alex Merritt	DT	6-3	300	R-Sr.	Cincinnati, Ohio
48	Daniel Meunier	LS	5-10	235	R-Sr.	Lynwood, Calif.
7	Chris Mills	CB	6-0	195	R-Sr.	Converse, Texas
35	Will Mitchell	S	5-10	185	Fr.	Missouri City, Texas
13	Griffin Moore	TE	6-4	252	R-Sr.	Bloomington, Ill.
24	Trez Moore	CB	6-1	195	R-Jr.	St. Louis, Mo.
18	Derick Mourning, Jr.	LB	6-3	224	R-Jr.	Houston, Texas
25	James Neal	LB	6-0	231	R-Sr.	Paris, Texas
32	Ryan Nolan	S	5-10	181	So.	Gainesville, Fla.
82	Isaac Norris	WR	5-11	187	R-So.	Austin, Texas
54	Tyler Norris	OL	6-4	296	Fr.	Dallas, Texas
38	David Nunez	P	5-10	182	R-Jr.	Houston, Texas
13	Mannie Nunnery	LB	6-1	229	R-Sr.	Houston, Texas
65	Emeka Obigbo	OL	6-5	357	R-Jr.	Arlington, Texas
55	Jimeto Obigbo	OL	6-4	339	Sr.	Arlington, Texas
45	John Oehrlein	LS	6-1	239	R-Sr.	Austin, Texas
7	Lincoln Pare	RB	5-9	200	R-Jr.	Germantown, Tenn.
0	Steven Parker	DE	6-4	263	R-Sr.	Dallas, Texas
87	Gage Patrick	TE	6-4	245	R-So.	Buda, Texas
29	Treylin Payne	LB	6-0	215	Jr.	San Antonio, Texas
31	Kameron Pearson	CB	6-0	191	Jr.	Sumter, S.C.
20	Lincoln Philyaw	QB	6-2	213	Fr.	San Antonio, Texas
10	Jordan Polk	CB	6-1	195	R-Sr.	Arlington, Texas
17	Dominique Ratcliff	DT	6-3	295	R-Jr.	Conroe, Texas
40	Lars Rau	P	6-2	200	Fr.	Novato, Calif.
63	Aidin Rhodes	OL	6-3	283	R-Fr.	Sugar Land, Texas
19	Dylan Rhodes	WR	6-2	200	R-Fr.	McKinney, Texas
51	Brock Riker	OL	6-4	290	Fr.	Brock, Texas
44	Austin Samaha	TE	6-2	253	Jr.	Sour Lake, Texas
52	Trenton Scott	OL	6-6	348	R-Jr.	Luling, Texas
36	Mason Shipley	K	6-0	185	R-Jr.	Liberty Hill, Texas
80	Jake Simpson	TE	6-5	241	R-Fr.	Frisco, Texas
16	Blake Smith	TE	6-4	247	R-Jr.	Southlake, Texas
85	Cullen Smith	WR	6-2	204	R-So.	Mooresville, N.C.
48	Travion Smith	DT	6-1	269	So.	Schertz, Texas
47	Darian Snell	LS	6-3	250	Fr.	Houston, Texas
11	Beau Sparks	WR	5-11	175	So.	El Paso, Texas
12	Tory Spears	S	6-3	207	R-Sr.	Houston, Texas
64	Dorion Strawn	OL	6-6	315	R-Jr.	Ennis, Texas
43	Justin Strong	S	6-1	181	R-Fr.	Elgin, Texas
39	Beckham Sunderland	K	6-1	201	Jr.	Newport, Ky.
16	Donte Thompson	CB	5-11	175	R-Jr.	Pensacola, Fla.
23	Junior Thornton	WR	5-8	160	Fr.	Waco, Texas
77	Chayse Todd	OL	6-2	320	R-Sr.	Crosby, Texas
67	Carter Traynor	OL	6-7	285	R-Fr.	San Antonio, Texas
99	Kamren Washington	DT	6-2	290	R-So.	Arlington, Texas
	Khalil Warfield	DB	6-1	201	So.	San Antonio, Texas
41	Kaden Watts	CB	5-8	170	R-So.	Brenham, Texas
27	Kannon Webb	WR	5-10	172	R-Jr.	San Marcos, Texas
3	Terry Webb	DT	6-3	314	Sr.	Galveston, Texas
0	Jaden Williams	WR	5-11	182	Sr.	Pflugerville, Texas
89	Jordan Williams	TE	6-4	243	Fr.	Midland, Texas
28	Tice Williams	S	6-1	201	Fr.	Conroe, Texas
2	Kole Wilson	WR	5-9	170	Jr.	Katy, Texas
11	Deven Wright	DE	6-5	215	Jr.	Southaven, Miss.

NUMERICAL ROSTER

34	Justin Cannon	RB
34	Jermy Jackson Jr.	DE
35	Will Mitchell	S
36	Mason Shipley	K
37	Brendan Franke	K
37	Christopher Jones	CB
38	David Nunez	P
39	Beckham Sunderland	K
40	JeCareon Lathan	CB
40	Lars Rau	P
41	Carlos Alvarado	K
41	Kaden Watts	CB
42	Tymere Jackson	DE
43	Justin Strong	S
44	Karson Kaiser	LB
44	Austin Samaha	TE
45	John Oehrlein	LS
46	Ja'Mari Laye	LB
47	Darian Snell	LS
48	Daniel Meunier	LS
48	Travion Smith	DT
49	Layne Horak	S
50	Nick Johnson	DT
50	Jimmy Lee	OL
51	Jacob Caruthers	DE
51	Brock Riker	OL
52	Trenton Scott	OL
54	Tyler Norris	OL
55	Nathan Huerta	DT
55	Jimeto Obigbo	OL
56	Owen McClintock	LB
58	Ezra Dotson-Oyetade	OL
61	Aiden Beckett	OL
62	Malcolm Fields	OL
63	Aidin Rhodes	OL
64	Dorion Strawn	OL
65	Emeka Obigbo	OL
66	Justin DeLeon	OL
67	Carter Traynor	OL
68	Sully Burns	OL
71	Alex Harkey	OL
72	David Conner	OL
73	Tellek Lockette	OL
74	Ian Langford	OL
75	Bami Badusi	OL
76	Nash Jones	OL
77	Chayse Todd	OL
80	Jake Simpson	TE
82	Isaac Norris	WR
83	Dawson Menegatti	WR
85	Cullen Smith	WR
86	Titus Lyons	TE
87	Gage Patrick	TE
88	Langston Anderson	WR
89	Jordan Williams	TE
90	Amipeleasi Langi Jr.	DT
92	Alex Merritt	DT
99	Kamren Washington	DT
	Khalil Warfield	DB

PRONUNCIATION GUIDE

GJ KINNEKin-ee
 TUNMISE ADELEYEtoon-ME-see uh-DEL-ee
 Michael BOUDOIN IIIbo-dwin
 Ezra Dotson-OYETADEoye-ya-TAH-day
 Brendan FRANKEfrank-EE
 Sam LATHAMlay-thm
 JO'LAISON Landryjo-LAY-she-un
 AMIPELEASI Langi Jr.am-uh-puh-lah-see
 JECAREON Lathanjuh-CARE-ee-on

TELLEK Lockettetuh-LEEK
 Ismail MahdiIss-mile MAH-dee
 Dawson MENEGATTImen-uh-GAH-ti
 Daniel MEUNIERMOON-yay
 EMEKA OBIGBOUh-mecca OH-bee-bo
 JIMETO OBIGBOJim-eto OH-bee-bo
 Lincoln PAREperry
 Brock RIKERRY-ker
 Austin SUHMAHAsuh-MA-ha



DEPTH CHART

VS. OLD DOMINION

OFFENSE

			Consecutive Starts
QB	3	Jordan McCloud (6-0, 205, R-Sr.)	6
	15	RJ Martinez (5-11, 210, R-Jr.)	
	6	PJ Hatter (6-2, 190, R-Fr.)	or
	8	Brad Jackson (6-0, 200, Fr.)	
RB	21	Ismail Mahdi (5-9, 185, Jr.)	6
	5	Jaylen Jenkins (5-8, 175, Jr.)	or
	4	Torrance Burgess Jr. (5-8, 175, R-Jr.)	or
	7	Lincoln Pare (5-9, 200, R-Jr.)	or
	33	Deion Hankins (6-0, 228, R-Sr.)	
TE	9	Konner Fox (6-4, 253, R-Sr.)	1
	86	Titus Lyons (6-3, 240, R-Jr.)	or
	13	Griffin Moore (6-4, 252, R-Sr.)	
	80	Jake Simpson (6-5, 241, R-Fr.)	
WR-X	1	Chris Dawn Jr. (5-7, 170, So.)	
	88	Langston Anderson (6-1, 205, R-Sr.)	or
	17	Kylen Evans (6-2, 200, Fr.)	
WR-H	2	Kole Wilson (5-9, 170, Jr.)	6
	18	Drew Donley (6-2, 180, R-Jr.)	
WR-Y	10	Joey Hobert (5-11, 189, Sr.)	6
	11	Beau Sparks (5-11, 175, So.)	
WR-Z	0	Jaden Williams (5-11, 182, Sr.)	6
	18	Drew Donley (6-2, 180, R-Jr.)	or
	12	Jaylon Griffin (6-3, 185, R-Sr.)	
LT	64	Dorion Strawn (6-6, 315, R-Jr.)	6
	68	Sully Burns (6-7, 309, R-Fr.)	
LG	76	Nash Jones (6-5, 320, Sr.)	6
	65	Emeka Obigbo (6-5, 357, R-Jr.)	
C	77	Chayse Todd (6-2, 320, R-Sr.)	6
	58	Ezra Dotson-Oyetade (6-3, 290, Jr.)	or
	51	Brock Riker (6-4, 290, Fr.)	
RG	73	Tellek Lockette (6-3, 327, Jr.)	6
	71	Alex Harkey (6-6, 335, R-Jr.)	or
RT	71	Alex Harkey (6-6, 335, R-Jr.)	6
	52	Trenton Scott (6-6, 348, R-Jr.)	or

DEFENSE

			Consecutive Starts
DE	0	Steven Parker (6-4, 263, R-Sr.)	6
	6	Jo'Laison Landry (6-3, 245, R-Fr.)	
DE	15	Brice Bass (6-4, 252, Sr.)	3
	42	Tymere Jackson (6-5, 235, Jr.)	
DT	17	Dominique Ratcliff (6-3, 295, R-Jr.)	
	92	Alex Merritt (6-3, 300, R-Sr.)	
NT	8	Tavian Coleman (6-1, 300, Sr.)	6
	99	Kamren Washington (6-2, 290, R-So.)	
DT	3	Terry Webb (6-3, 314, Sr.)	6
	30	Tunmise Adeleye (6-4, 301, R-Jr.)	or
EDGE	33	Ben Bell (6-2, 255, Sr.)	or
	22	Kalil Alexander (6-3, 225, R-Jr.)	
WLB	14	Kenny Haynes (6-1, 215, R-Sr.)	4
	13	Mannie Nunnery (6-1, 229, R-Sr.)	or
	29	Treylin Payne (6-0, 215, Jr.)	
MLB	2	Max Harris (6-0, 232, Jr.)	2
	25	James Neal (6-0, 231, R-Sr.)	or
	18	Derick Mourning Jr. (6-3, 224, R-Jr.)	
SLB	12	Tory Spears (6-3, 207, R-Sr.)	
	9	Caleb Coleman (6-2, 200, R-Jr.)	
	26	Michael Boudoin III (6-4, 225, R-Jr.)	
CB	7	Chris Mills (6-0, 195, R-Sr.)	6
	24	Trez Moore (6-1, 195, R-Jr.)	or
	16	Donte Thompson (5-11, 175, R-Jr.)	
STAR	10	Jordan Polk (6-1, 195, R-Sr.)	6
	20	Justin Harris (6-0, 186, R-Sr.)	
	23	Amarion Atwood (6-1, 185, R-Fr.)	
FS	27	Bobby Crosby (6-2, 190, Sr.)	or
	5	Darius Jackson (6-2, 195, R-So.)	or
	32	Ryan Nolan (5-10, 181, So.)	2
	35	William Mitchell (5-10, 185, Fr.)	
SS	19	Kaleb Culp (5-10, 192, Sr.)	5
	12	Tory Spears (6-3, 207, R-Sr.)	or
	9	Caleb Coleman (6-2, 200, R-Jr.)	
CB	1	Josh Eaton (6-2, 190, R-Jr.)	6
	21	Camden Grogan (6-3, 175, R-Jr.)	or

SPECIALISTS

K	36	Mason Shipley (6-0, 185, R-Jr.)		PR	2	Kole Wilson (5-9, 170, Jr.)
	37	Brendan Franke (6-3, 230, R-Jr.)			10	Joey Hobert (5-11, 189, Sr.)
	41	Carlos Alvarado (5-9, 158, R-Fr.)		H	38	David Nunez (5-10, 182, R-Jr.)
P	38	David Nunez (5-10, 182, R-Jr.)	or	LS	45	John Oehrlein (6-1, 239, R-Sr.)
	40	Lars Rau (6-2, 200, Fr.)				
KR	21	Ismail Mahdi (5-9, 185, Jr.)	or			
	2	Kole Wilson (5-9, 170, Jr.)				



OFFENSE

OFFENSIVE LINE (20)

No.	Name	Pos.	Class	HT	WT	Hometown
50	Jimmy Lee	OL	Jr.	6-6	285	DeSoto, Texas
51	Brock Riker	OL	Fr.	6-4	290	Brock, Texas
52	Trenton Scott	OL	R-Jr.	6-6	305	Luling, Texas
54	Tyler Norris	OL	Fr.	6-4	296	Dallas, Texas
55	Jimeto Obigbo	OL	Sr.	6-4	320	Arlington, Texas
58	Ezra Dotson-Oyetade	OL	Jr.	6-3	290	Garland, Texas
62	Malcolm Fieldt	OL	R-Fr.	6-3	286	Marvel, Texas
63	Aidin Rhodes	OL	R-Fr.	6-3	283	Sugar Land, Texas
64	Dorian Strawn	OL	R-Jr.	6-6	315	Ennis, Texas
65	Emeka Obigbo	OL	R-Jr.	6-5	357	Arlington, Texas
66	Justin DeLeon	OL	R-Fr.	6-3	315	Kingsville, Texas
67	Carter Traynor	OL	R-Fr.	6-7	285	San Antonio, Texas
68	Sully Burns	OL	R-Fr.	6-7	309	Plano, Texas
71	Alex Harkey	OL	R-Jr.	6-6	335	Austin, Texas
72	David Conner	OL	R-So.	6-6	307	Atlanta, Georgia
73	Tellek Lockette	OL	Jr.	6-3	327	Miami, Fla.
74	Ian Langford	OL	R-So.	6-5	310	Hebron, Texas
75	Bami Badusi	OL	R-Fr.	6-6	317	Grand Prairie, Texas
76	Nash Jones	OL	Sr.	6-5	320	Nacogdoches, Texas
77	Chayse Todd	OL	R-Sr.	6-2	320	Crosby, Texas

QUARTERBACKS (5)

No.	Name	Pos.	Class	HT	WT	Hometown
3	Jordan McCloud	QB	R-Sr.	6-0	205	Tampa, Fla.
6	PJ Hatter	QB	R-Fr.	6-2	190	Houston, Texas
8	Brad Jackson	QB	Fr.	6-0	200	San Antonio, Texas
15	RJ Martinez	QB	R-Jr.	5-11	210	Austin, Texas
20	Lincoln Philyaw	QB	Fr.	6-2	213	San Antonio, Texas

RUNNING BACKS (6)

No.	Name	Pos.	Class	HT	WT	Hometown
5	Jaylen Jenkins	RB	Jr.	5-8	175	Allen, Texas
7	Lincoln Pare	RB	R-Jr.	5-9	195	Germantown, Tenn.
21	Ismail Mahdi	RB	Jr.	5-9	180	Murphy, Texas
22	Torrance Burgess Jr.	RB	R-Jr.	5-8	175	Pearland, Texas
30	Tyrese Brown	RB	Sr.	5-10	182	Madisonville, Texas
33	Deion Hankins	RB	R-Sr.	6-0	228	El Paso, Texas

TIGHT ENDS (9)

No.	Name	Pos.	Class	HT	WT	Hometown
9	Konner Fox	TE	R-Sr.	6-4	253	San Antonio, Texas
13	Griffin Moore	TE	R-Sr.	6-4	252	Bloomington, Ill.
16	Blake Smith	TE	R-Jr.	6-4	247	Southlake, Texas
26	Michael Boudoin III	TE	R-Jr.	6-4	225	Buda, Texas
44	Austin Samaha	TE	Jr.	6-2	253	Sour Lake, Texas
80	Jake Simpson	TE	R-Fr.	6-5	241	Frisco, Texas
86	Titus Lyons	TE	R-Jr.	6-3	240	Pottsboro, Texas
87	Gage Patrick	TE	R-So.	6-4	245	Buda, Texas
89	Jordan Williams	TE	Fr.	6-4	243	Midland, Texas

WIDE RECEIVERS (16)

No.	Name	Pos.	Class	HT	WT	Hometown
0	Jaden Williams	WR	Sr.	5-11	182	Pflugerville, Texas
1	Chris Dawn Jr.	WR	So.	5-7	170	Dallas, Texas
2	Kole Wilson	WR	Jr.	5-9	170	Katy, Texas
10	Joey Hobert	WR	Sr.	5-11	189	San Clemente, Calif.
11	Beau Sparks	WR	So.	5-11	175	El Paso, Texas
12	Jaylon Griffin	WR	R-Sr.	6-3	185	Huntsville, Texas
14	Jordan Martin	WR	Fr.	6-1	190	Dallas, Texas
17	Kylen Evans	WR	Fr.	6-2	200	McKinney, Texas
18	Drew Donley	WR	R-Jr.	6-2	180	Frisco, Texas
19	Dylan Rhodes	WR	R-Fr.	6-2	200	McKinney, Texas
23	Junior Thornton	WR	Fr.	5-8	160	Waco, Texas
27	Kannon Webb	WR	R-Jr.	5-10	180	San Marcos, Texas
82	Isaac Norris	WR	R-So.	5-11	185	Austin, Texas
83	Dawson Menegatti	WR	R-Sr.	6-2	195	Pueblo West, Colorado
85	Cullen Smith	WR	R-So.	6-2	204	Mooreville, N.C.
88	Langston Anderson	WR	R-Jr.	6-0	195	Midlothian, Texas

DEFENSE

DEFENSIVE TACKLES (10)

No.	Name	Pos.	Class	HT	WT	Hometown
3	Terry Webb	DT	Sr.	6-3	314	Galveston, Texas
8	Tavian Coleman	DT	Sr.	6-1	300	Humble, Texas
30	Tunmise Adeleye	DT	R-Jr.	6-4	301	Katy, Texas
48	Travion Smith	DT	So.	6-1	269	Schertz, Texas
50	Nick Johnson	DT	R-Fr.	6-3	270	Houston, Texas
55	Nathan Huerta	DT	R-So.	6-0	266	Harlingen, Texas
90	Amipeleasi Langi Jr.	DT	Sr.	6-6	312	Lihue, Hawaii
92	Alex Merritt	DT	R-Sr.	6-3	300	Cincinnati, Ohio
97	Dominique Ratcliff	DT	R-Jr.	6-3	295	Conroe, Texas
99	Kamren Washington	DT	R-So.	6-2	290	Mansfield, Texas

DEFENSIVE ENDS/VIPER (9)

No.	Name	Pos.	Class	HT	WT	Hometown
0	Steven Parker	DE	R-Sr.	6-4	263	Dallas, Texas
6	Jo'Laison Landry	DE	R-Fr.	6-3	245	Houston, Texas
11	Deven Wright	DE	Jr.	6-5	215	Southaven, Miss.
15	Brice Bass	DE	Sr.	6-4	252	Stockbridge, Ga.
22	Kalil Alexander	DE	R-Jr.	6-3	215	Charlotte, N.C.
33	Ben Bell	DE	Jr.	6-2	225	Cedar Park, Texas
34	Jermy Jackson Jr.	DE	Fr.	6-3	218	Waxahachie, Texas
42	Tymere Jackson	DE	Jr.	6-5	235	Monterey, Calif.
51	Jacob Caruthers	DE	Fr.	6-1	225	Leander, Texas

LINEBACKERS (9)

No.	Name	Pos.	Class	HT	WT	Hometown
2	Max Harris	LB	Jr.	6-0	232	Montgomery, Ala.
13	Mannie Nunnery	LB	R-Sr.	6-1	229	Houston, Texas
14	Kenny Haynes	LB	R-Sr.	6-1	215	Edna, Texas
18	Derick Mourning Jr.	LB	R-Jr.	6-3	224	Houston, Texas
25	James Neal	LB	R-Sr.	6-0	231	Paris, Texas
29	Treylin Payne	LB	Jr.	6-0	215	San Antonio, Texas
44	Karson Kaiser	LB	R-So.	6-3	225	Boerne, Texas
46	Ja'Mari Laye	LB	Fr.	5-10	217	DeSoto, Texas
56	Owen McClintock	LB	R-Jr.	6-0	219	Chagrin Falls, Ohio

STAR (2)

No.	Name	Pos.	Class	HT	WT	Hometown
4	Alonzo Edwards Jr.	STAR	Sr.	5-11	190	Madison, Miss.
9	Caleb Boleman	STAR	R-Jr.	6-2	200	Phenix City, Ala.

CORNERBACKS (11)

No.	Name	Pos.	Class	HT	WT	Hometown
1	Joshua Eaton	CB	R-So.	6-1	185	Houston, Texas
7	Chris Mills	CB	R-Sr.	6-0	195	Converse, Texas
10	Jordan Polk	CB	R-Sr.	6-1	195	Arlington, Texas
16	Donte Thompson	CB	R-Jr.	5-11	175	Pensacola, Fla.
21	Canden Grogan	CB	R-Jr.	6-3	175	Mont Belvieu, Texas
23	Amarion Atwood	CB	R-Fr.	6-1	185	Mesquite, Texas
24	Trez Moore	CB	R-Jr.	6-1	196	St. Louis, Mo.
31	Kameron Pearson	CB	Jr.	6-0	191	Sumter, S.C.
32	Christopher Jones	CB	Fr.	6-2	185	Houston, Texas
40	JeCaron Lathan	CB	R-Jr.	6-1	182	Minden, Louisiana
41	Kaden Watts	CB	R-So.	5-8	170	Brenham, Texas

SAFETIES (10)

No.	Name	Pos.	Class	HT	WT	Hometown
5	Darius Jackson	S	R-So.	6-2	175	Red Oak, Texas
12	Tory Spears	S	R-Sr.	6-3	200	Houston, Texas
17	Ryan Nolan	S	So.	5-10	181	Gainesville, Fla.
19	Kaleb Culp	S	Sr.	5-10	185	Dallas, Texas
20	Justin Harris	S	R-Sr.	6-0	186	Dayton, Ohio
27	Bobby Crosby	S	Sr.	6-2	185	Fort Lauderdale, Fla.
28	Tice Williams	S	Fr.	6-1	201	Conroe, Texas
35	Will Mitchell	S	Fr.	5-10	185	Missouri City, Texas
43	Justin Strong	S	R-Fr.	6-1	181	Elgin, Texas
49	Layne Horak	S	Jr.	5-11	182	Rockwall, Texas

SPECIAL TEAMS

No.	Name	Pos.	Class	HT	WT	Hometown
36	Mason Shipley	K	R-Jr.	6-0	185	Liberty Hill, Texas
37	Brendan Franke	K	R-Jr.	6-3	230	Gretna, Neb.
38	David Nunez	P	R-Jr.	5-10	182	Houston, Texas
39	Beckham Sunderland	K	Jr.	6-1	201	Newport, Kentucky
40	Lars Rau	P	Fr.	6-2	200	Novato, Calif.
41	Carlos Alvarado	K	R-Fr.	5-9	158	The Woodlands, Texas
45	John Oehrlein	LS	R-Sr.	6-1	239	Austin, Texas
47	Darian Snell	LS	Fr.	6-3	250	Houston, Texas
48	Daniel Meunier	LS	R-Sr.	5-10	235	Lynwood, Calif.



SOCIAL MEDIA ROSTER

No.	Name	X/XTwitter	Instagram
30	Tunmise Adeleye		
22	Kalil Alexander	KalilAlexander1	kalil.not.khalil
41	Carlos Alvarado		
88	Langston Anderson	Anders6Langston	langstonanderson_88
23	Amarion Atwood		woodboyglee
75	Bami Badusi	kamidelebadusi	kashbamii
15	Brice Bass	bricebass2020	
33	Ben Bell	BenBell99	benbell88
26	Michael Boudoin III	mikey_rocks26	mikey_rocks42
30	Tyrese Brown		
4	Torrance Burgess Jr.	TJBURGESS4	torrance.jr
68	Sully Burns		
51	Jacob Caruthers		
9	Caleb Coleman	CalebCTwenty20	calebcoleman16
8	Tavian Coleman	taviancoleman1	sogtavian
72	David Conner		
27	Bobby Crosby	y_b_crosby	
19	Kaleb "Kuga" Culp	kalebculp20	kaleb_culp20
1	Chris Dawn, Jr.	ChrisDawnJr	chrisdawnjr
66	Justin DeLeon	trenchdawg65	_jyoungin
18	Drew Donley	_DrewDonley	drew.d47
58	Ezra Dotson-Oyeyade		
1	Joshua Eaton	JoshuaEaton_1	joshuadeaton1
4	Alonzo Edwards, Jr.	A1_edwards7	nonelike4
17	Kylen Evans	ky_2_	kylenevans2
62	Malcolm Fields		malcolm_fields27
9	Konner Fox	KonnerFox	konnerffox
37	Brendan Franke	brendan_franke	franke.13
12	Jaylon Griffin		
21	Camden Grogan		
33	Deion Hankins	DeionHankins	deion.116
71	Alex Harkey	AlexHarkey	hollywood.hark
20	Justin Harris		jhharris12
2	Max Harris		pmh2official
6	PJ Hatter	PrestonHatter2	fcp.pj
14	Kenny Haynes	HaynesKendis	kennyh.17
10	Joey Hobert	joey_hobert12	joey.hobert10
49	Layne Horak		
55	Nathan Huerta		nhuerta.42
34	Jermy Jackson Jr.		
8	Brad Jackson	BradJacksonUS	bradjacksonus
5	Darius Jackson	DariusDJJackson	1deebacend
42	Tymere Jackson		
5	Jaylen Jenkins		hollywoo6jenkins
50	Nick Johnson		
32	Christopher Jones		
76	Nash Jones	nashjones51	biggnash_74
44	Karson Kaiser	KarsonKaiser	karson_k7
6	Jo'Laison Landry	cantstoplandry	begreat.jo
74	Ian Langford		
90	Amipeleasi Langi Jr		
40	JeCareon Lathan		
46	Ja'Mari Laye		
50	Jimmy Lee		
73	Tellek Lockette	Tlockit_74	tlock73_
86	Titus Lyons	titus_lyons	titus_lyons
21	Ismail Mahdi	ismailmahdi_6	iamismailmahdi
14	Jordan Martin		
15	RJ Martinez		
56	Owen McClintock	McclintockOwen	_owenmcclintock44_
3	Jordan McCloud	Jordan_McCloud3	jordan_mccloud4
83	Dawson Menegatti		

No.	Name	X/XTwitter	Instagram
92	Alex Merritt	AlexMerritt85	alexmerritt8
48	Daniel Meunier		
7	Chris Mills	ChrisMills_17	chrismills.ii
35	Will Mitchell		
13	Griffin Moore		
24	Trez Moore		trez_7_11
18	Derick Mourning, Jr.		djmourning
25	James Neal		solodeepj
17	Ryan Nolan		5smooth__
82	Isaac Norris	isaac_norris5	isaacjnorris
54	Tyler Norris		
38	David Nunez	Davidnoony7	ddavidnunezz
13	Mannie Nunnery		
65	Emeka Obigbo	EmekaObigbo	themekao
55	Jimeto Obigbo	ObigboJimeto	thejimeto
45	John Oehrlein		
7	Lincoln Pare	lincdog4	lincoln.pare
0	Steven Parker		ebe_lilisteve
87	Gage Patrick		gageepat
29	Treylin Payne		
31	Kameron Pearson	FijiKam13	
20	Lincoln Philyaw		
10	Jordan Polk		
97	Dominique Ratcliff	raatcliff	raatcliff
40	Lars Rau		
63	Aidin Rhodes		
19	Dylan Rhodes	dylan_rhodes10	dylanrhodes19
51	Brock Riker		
44	Austin Samaha		
52	Trenton Scott	trentonscott072	trentscott52
36	Mason Shipley	MasonShipley1	mason.shipleyy
80	Jake Simpson	simpson_jake78	jakea_simpson
16	Blake Smith		_blakesmith11
85	Cullen Smith		
48	Travion Smith		
47	Darian Snell		
11	Beau Sparks	Beausparks5	beau_sparks
12	Tory Spears	toryspears8	_txry_
64	Dorion Strawn	StrawnDorion	d.frm.da.e
43	Justin Strong		
39	Beckham Sunderland		
16	Donte Thompson	DonteThompson20	truss.donte
23	Junior Thornton		
77	Chayse Todd		_thechaysetodd_
67	Carter Traynor		
99	Kamren Washington		kbw0k
41	Kaden Watts	jetboywatts	kwattssss
27	Kannon Webb	iamkwebb_	iamkwebb_
3	Terry Webb	Terry5Webb	terry_webb5
0	Jaden Williams	Jadennn25	jwill0
89	Jordan Williams		
28	Tice Williams		
2	Kole Wilson	kolew1lson	gqdough
11	Deven Wright	DevenWright6	dwright.11



HOW TEXAS STATE WAS BUILT

	HIGH SCHOOL	JUNIOR COLLEGE	TRANSFERS
2019 1 Total 1 High School	LB Kenny Haynes (Edna)		
2020 3 Total 2 High School 0 Junior College 1 Transfer	P David Nunez (Second Baptist) OL Trenton Scott (Luling)		S Tory Spears (Iowa State)
2021 6 Total 4 High School 0 Junior College 2 Transfers	CB Jonathan James (Ridge Point) LB Owen McClintock (Chagrin Falls) LB Conner Motsinger (Bridgeland) WR Kannon Webb (San Marcos)		CB Chris Mills (Missouri) K Mason Shipley (Oklahoma State)
2022 13 Total 5 High School 3 Junior College 5 Transfers	WR Isaac Norris (Lake Travis) TE Gage Patrick (Johnson) WR Brandon Treggs (Warren) RB Trent Lacy (Clear Brook) CB Kaden Watts (Brenham)	CB Alonzo Edwards, Jr. (Mississippi Gulf Coast) TE Titus Lyons (Cisco College) LB C.J. Williams (Mississippi Gulf Coast)	OLB Ben Bell (LA Tech) RB Lincoln Pare (Arkansas State) DL Dominique Ratcliff (Louisiana) DL Myron Warren (Texas) DL Kamren Washington (Sam Houston)
2023 49 Total 20 High School 5 Junior College 24 Transfers	CB Amarion Atwood (Mesquite Horn) OL Bami Badusi (Mansfield Timberview) WR Chris Dawn Jr. (Mesquite Horn) OL Justin DeLeon (H.M. King) OL Malcolm Fields (Manvel) P Darius Green (Manvel) QB P.J. Hatter (Westfield) DE Jo'Laison Landry (C.E. King) DE Carson Klaerner (Bastrop) STAR Donovan Malone (Cedar Hill) STAR Landon Marsh (New Braunfels) TE Joseph Moreland (St. Michael's Catholic) WR Xayvion Noland (New Braunfels) OL Quattro Perez (Corpus Christi) OL Aidin Rhodes (Sugar Land) WR Dylan Rhodes (McKinney) TE Jake Simpson (Independence) S Justin Strong (Elgin) OL Carter Traynor (Davenport) K Matthew Velasco (Reagan)	DE Kalil Alexander (Coffeyville) STAR Michael Boudoin III (Navarro College) S Bobby Crosby (Cisco College) LB Derick Mourning Jr. (Kilgore College) DT Terry Webb (Kilgore College)	OL Marcus Alexander (Oklahoma) WR Langston Anderson (Oklahoma State) STAR Caleb Coleman (West Virginia) S Shon Coleman (Harding) DT Tavian Coleman (Utah State) S Kaleb Culp (UIW) WR Drew Donley (Cincinnati) CB Josh Eaton (Oklahoma) TE Konner Fox (Kansas State) OL Alex Harkey (Colorado) WR Joey Hobert (Utah Tech) DT Nathan Huerta (Southwestern) S Darius Jackson (Missouri) OL Nash Jones (UIW) QB Karson Kaiser (New Mexico State) RB Ismail Mahdi (HCU) OL Emeka Obigbo (UIW) OL Jimeto Obigbo (UIW) LS John Oehrlein (Arkansas) DL Christian Rorie (Duke) OL Dorion Strawn (UIW) OL Chayse Todd (Houston) WR Kole Wilson (UIW) DE Deven Wright (Boise State)
2024 35 Total 12 High School 5 Junior College 18 Transfers	WR Kylen Evans (Frisco Emerson) QB Brad Jackson (Reagan) DL Jermy Jackson Jr. (Waxahachie)* DT Nick Johnson (Mayde Creek) CB Chris Jones (Westbury)* WR Jordan Martin (Kimball)* S William Mitchell (Fort Bend Marshall)* OL Tyler Norris (W.T. White)* TE Derrick Osmond (Broken Arrow)* OL Brock Riker (Brock)* WR Junior Thornton (La Vega)* S Tice Williams (Conroe)*	S Ryan Nolan (Hutchinson CC) CB Kameron Pearson (Coffeyville CC) LB Jordan Smith (Navarro College) OL Issiah Walker (Butler CC) DE Tymere Jackson (East LA College)*	DL Tunmise Adeleye (Michigan State) DL Brice Bass (Gardner-Webb) RB Torrance Burgess (UTEP) K Brendan Franke (Georgia Southern) RB Deion Hankins (UTEP) CB Justin Harris (Cincinnati) LB Max Harris (ULM) RB Jaylen Jenkins (Washington State) OL Tellek Lockette (ULM) QB Jordan McCloud (James Madison) DL Alex Merritt (Eastern Michigan) CB Trez Moore (UTEP) LB James Neal (UTEP) DE Steven Parker (UIW) TE Blake Smith (Oklahoma) WR Beau Sparks (Utah Tech) CB Donte Thompson (Arkansas State) WR Jaden Williams (Boston College)



HOW TEXAS STATE WAS BUILT - BY POSITION

OFFENSIVE LINE (20)

No.	Name	Class	Enrolled as	Signing Class	Year at TXST	First Year at TXST	Year in College	First Year in College	Previous School	Level
77	Chayse Todd	R-Sr.	Transfer	2023	2nd	2023	6th	2019	Houston	FBS
52	Trenton Scott	R-Jr.	High school	2020	5th	2020	5th	2020	Luling HS	HS
55	Jimeto Obigbo	Sr.	Transfer	2023	2nd	2023	5th	2020	UIW	FCS
65	Emeka Obigbo	R-Jr.	Transfer	2023	2nd	2023	5th	2020	UIW	FCS
71	Alex Harkey	R-So.	Transfer	2023	2nd	2023	5th	2020	Colorado	FBS
76	Nash Jones	Sr.	Transfer	2023	2nd	2023	5th	2020	UIW	FCS
64	Dorion Strawn	R-Jr.	Transfer	2023	2nd	2023	4th	2021	UIW	FCS
66	Justin DeLeon	R-Fr.	High school	2023	2nd	2023	2nd	2023	H.M. King HS	HS
75	Bami Badusi	R-Fr.	High school	2023	2nd	2023	2nd	2023	Mansfield Timberview HS	HS
63	Aidin Rhodes	R-Fr.	High school	2023	2nd	2023	2nd	2023	Fort Bend Austin HS	HS
62	Malcolm Fields	R-Fr.	High school	2023	2nd	2023	2nd	2023	Manvel HS	HS
67	Carter Traynor	R-Fr.	High school	2023	2nd	2023	2nd	2023	Davenport HS	HS
50	Jimmy Lee	Jr.	Transfer	2024	1st	2024	4th	2021	Langston	NAIA
51	Brock Riker	Fr.	High School	2024	1st	2024	1st	2024	Brock HS	HS
54	Tyler Norris	Fr.	High School	2024	1st	2024	1st	2024	W.T. White HS	HS
58	Ezra Dotson-Oyeyade Jr.	Jr.	Transfer	2024	1st	2024	4th	2021	Arizona State/TCU	FBS
68	Sully Burns	R-Fr.	Transfer	2024	1st	2024	3rd	2022	Tulane	FBS
72	David Conner	R-So.	Transfer	2024	1st	2024	3rd	2022	Colorado	FBS
73	Tellek Lockette	Jr.	Transfer	2024	1st	2024	3rd	2022	ULM	FBS
74	Ian Langford	R-Fr.	Junior college	2024	1st	2024	2nd	2023	Trinity Valley CC	JC

QUARTERBACKS (5)

No.	Name	Class	Enrolled as	Signing Class	Year at TXST	First Year at TXST	Year in College	First Year in College	Previous School	Level
6	PJ Hatter	R-Fr.	High school	2023	2nd	2023	2nd	2023	Westfield HS	HS
3	Jordan McCloud	R-Sr.	Transfer	2024	1st	2024	7th	2018	James Madison	FBS
8	Brad Jackson	Fr.	High School	2024	1st	2024	1st	2024	Reagan HS	HS
15	RJ Martinez	R-Jr.	Transfer	2024	1st	2024	4th	2021	Baylor	FBS
20	Lincoln Philyaw	Fr.	High School	2024	1st	2024	1st	2024	Brandeis HS	HS

RUNNING BACKS (6)

No.	Name	Class	Enrolled as	Signing Class	Year at TXST	First Year at TXST	Year in College	First Year in College	Previous School	Level
7	Lincoln Pare	R-Jr.	Transfer	2022	3rd	2022	5th	2020	Arkansas State	FBS
21	Ismail Mahdi	Jr.	Transfer	2023	2nd	2023	3rd	2022	HCU	FCS
22	Torrance Burgess Jr.	R-Jr.	Transfer	2024	1st	2024	4th	2021	UTEP	FBS
5	Jaylen Jenkins	Jr.	Transfer	2024	1st	2024	3rd	2022	Washington State	FBS
30	Tyrese Brown	Sr.	Transfer	2024	1st	2024	5th	2020	Incarnate Word	FCS
33	Deion Hankins	R-Sr.	Transfer	2024	1st	2024	6th	2019	UTEP	FBS

TIGHT ENDS (9)

No.	Name	Class	Enrolled as	Signing Class	Year at TXST	First Year at TXST	Year in College	First Year in College	Previous School	Level
9	Konner Fox	R-Sr.	Transfer	2023	2nd	2023	6th	2019	Kansas State	FBS
86	Titus Lyons	R-Jr.	Junior college	2022	3rd	2022	5th	2020	Cisco College	JC
80	Jake Simpson	R-Fr.	High school	2023	2nd	2023	2nd	2023	Independence HS	HS
87	Gage Patrick	R-So.	High School	2023	2nd	2023	2nd	2023	Johnson HS	HS
13	Griffin Moore	R-Sr.	Transfer	2024	1st	2024	5th	2020	Illinois	FBS
16	Blake Smith	R-Jr.	Transfer	2024	1st	2024	6th	2019	Oklahoma	FBS
26	Michael Boudin III	R-Jr.	Junior College	2024	1st	2024	3rd	2022	Navarro College	JC
44	Austin Samaha	Jr.	Transfer	2024	1st	2024	3rd	2022	Texas A&M - Commerce	FCS
89	Jordan Williams	Fr.	Transfer	2024	1st	2024	1st	2024	Legacy HS	HS

WIDE RECEIVERS (16)

No.	Name	Class	Enrolled as	Signing Class	Year at TXST	First Year at TXST	Year in College	First Year in College	Previous School	Level
88	Langston Anderson	R-Jr.	Transfer	2023	2nd	2023	6th	2019	Oklahoma State	FBS
10	Joey Hobert	Sr.	Transfer	2023	2nd	2023	5th	2020	Utah Tech	FCS
18	Drew Donley	R-Jr.	Transfer	2023	2nd	2023	4th	2021	Cincinnati	FBS
27	Kannon Webb	R-Jr.	High school	2021	4th	2021	4th	2021	San Marcos HS	HS
2	Kole Wilson	Jr.	Transfer	2023	2nd	2023	3rd	2022	UIW	FCS
82	Isaac Norris	R-So.	High school	2022	3rd	2022	3rd	2022	Lake Travis HS	HS
1	Chris Dawn Jr.	So.	High school	2023	2nd	2023	2nd	2023	Mesquite Horn HS	HS
19	Dylan Rhodes	R-Fr.	High school	2023	2nd	2023	2nd	2023	McKinney HS	HS
0	Jaden Williams	Sr.	Transfer	2024	1st	2024	3rd	2022	Boston College	FBS
11	Beau Sparks	So.	Transfer	2024	1st	2024	2nd	2023	Utah Tech	FCS
12	Jaylon Griffin	R-Sr.	Transfer	2024	1st	2024	5th	2020	UCF	FBS
14	Jordan Martin	Fr.	High School	2024	1st	2024	1st	2024	Kimball HS	HS
17	Kylen Evans	Fr.	High School	2024	1st	2024	1st	2024	Frisco Emerson HS	HS
23	Junior Thornton	Fr.	High School	2024	1st	2024	1st	2024	Hewitt Midway HS	HS
83	Dawson Menegatti	R-Sr.	Transfer	2024	1st	2024	4th	2021	Colorado State	FBS
85	Cullen Smith	R-So.	Transfer	2024	1st	2024	4th	2021	UCF	FBS



HOW TEXAS STATE WAS BUILT - BY POSITION

DEFENSIVE TACKLE (10)

No.	Name	Class	Enrolled as	Signing Class	Year at TXST	First Year at TXST	Year in College	First Year in College	Previous School	Level
8	Tavian Coleman	Sr.	Transfer	2023	2nd	2023	5th	2020	Utah State	FBS
97	Dominique Ratcliff	R-Jr.	Transfer	2022	3rd	2022	5th	2020	Louisiana	FBS
3	Terry Webb	Sr.	Junior college	2023	2nd	2023	4th	2021	Kilgore College	JC
99	Kamren Washington	R-So.	Transfer	2022	3rd	2022	4th	2021	Sam Houston	FCS
55	Nathan Huerta	R-So.	Transfer	2023	2nd	2023	3rd	2022	Southwestern	DIII
48	Travion Smith	So.	High School	2024	2nd	2024	2nd	2023	Samuel Clemens HS	HS
50	Nick Johnson	R-Fr.	High School	2023	2nd	2023	2nd	2023	Mayde Creek HS	HS
30	Tunmise Adeleye	R-Jr.	Transfer	2024	1st	2024	5th	2020	Michigan State	FBS
90	Amipeleasi Langi Jr.	Sr.	Transfer	2024	1st	2024	4th	2021	Houston	FBS
92	Alex Merritt	R-Sr.	Transfer	2024	1st	2024	5th	2020	Eastern Michigan	FBS

DEFENSIVE END/VIPER (12)

No.	Name	Class	Enrolled as	Signing Class	Year at TXST	First Year at TXST	Year in College	First Year in College	Previous School	Level
11	Deven Wright	Jr.	Transfer	2023	2nd	2023	5th	2020	Boise State	FBS
33	Ben Bell	Sr.	Transfer	2022	3rd	2022	5th	2020	LA Tech	FBS
22	Kalil Alexander	R-Jr.	Junior college	2023	2nd	2023	5th	2020	Coffeyville CC	JC
6	Jo'Laison Landry	R-Fr.	High school	2023	2nd	2023	2nd	2023	C.E. King HS	HS
0	Steven Parker	R-Sr.	Transfer	2024	1st	2024	5th	2020	Incarinate Word	FCS
15	Brice Bass	Sr.	Transfer	2024	1st	2024	4th	2021	Gardner-Webb	FCS
34	Jermy Jackson Jr.	Fr.	High School	2024	1st	2024	1st	2024	Waxahachie HS	HS
42	Tymere Jackson	Jr.	Transfer	2024	1st	2024	3rd	2022	ELAC	JC
51	Jacob Carutehrs	Fr.	High School	2024	1st	2024	1st	2024	Rouse HS	HS

LINEBACKERS (10)

No.	Name	Class	Enrolled as	Signing Class	Year at TXST	First Year at TXST	Year in College	First Year in College	Previous School	Level
14	Kenny Haynes	R-Sr.	High school	2019	6th	2019	6th	2019	Edna HS	HS
18	Derick Mourning Jr.	R-Jr.	Junior college	2023	2nd	2023	5th	2020	Kilgore College	JC
56	Owen McClintock	R-Jr.	High school	2021	4th	2021	4th	2021	Chagrin Falls HS	HS
44	Karson Kaiser	R-So.	Transfer	2023	2nd	2024	3rd	2023	New Mexico State	FCS
2	Max Harris	Jr.	Transfer	2024	1st	2024	3rd	2022	ULM	FBS
13	Mannie Nunnery	R-Sr.	Transfer	2024	1st	2024	5th	2020	Florida	FBS
25	James Neal	R-Sr.	Transfer	2024	1st	2024	5th	2020	UTEP	FBS
29	Treylin Payne	Jr.	Transfer	2024	1st	2024	4th	2021	Houston	FBS
46	Ja'Mari Laye	Fr.	High School	2024	1st	2024	1st	2024	DeSoto HS	HS

NICKELBACKS/STAR (2)

No.	Name	Class	Enrolled as	Signing Class	Year at TXST	First Year at TXST	Year in College	First Year in College	Previous School	Level
4	Alonzo Edwards Jr.	Sr.	Junior college	2022	3rd	2022	4th	2021	Mississippi Gulf Coast CC	JC
9	Caleb Coleman	R-Jr.	Transfer	2024	1st	2024	4th	2021	West Virginia	FBS

CORNERBACKS (9)

No.	Name	Class	Enrolled as	Signing Class	Year at TXST	First Year at TXST	Year in College	First Year in College	Previous School	Level
7	Chris Mills Jr.	R-Sr.	Transfer	2021	4th	2021	7th	2018	Missouri	FBS
1	Joshua Eaton	R-So.	Transfer	2023	2nd	2023	5th	2020	Oklahoma	FBS
21	Amarion Atwood	R-Fr.	High school	2023	2nd	2023	2nd	2023	Mesquite Horn HS	HS
41	Kaden Watts	R-So.	High School	2022	3rd	2022	3rd	2022	Brenham HS	HS
10	Jordan Polk	R-Sr.	Transfer	2024	1st	2024	6th	2019	Texas A&M Commerce	FCS
16	Donte Thompson	R-Jr.	Transfer	2024	1st	2024	5th	2020	Arkansas State	FBS
21	Camden Grogan	R-Jr.	Transfer	2024	1st	2024	4th	2021	Lamar	FCS
24	Trez Moore	R-Jr.	Transfer	2024	1st	2024	5th	2020	UTEP	FBS
31	Kameron Pearson	Jr.	Junior College	2024	1st	2024	4th	2021	Coffeyville CC	JC
32	Christopher Jones	Fr.	High School	2024	1st	2024	1st	2024	Westbury HS	HS
40	JeCareon Lathan	R-Jr.	Transfer	2024	1st	2024	6th	2019	Old Dominion	FBS

SAFETIES (12)

No.	Name	Class	Enrolled as	Signing Class	Year at TXST	First Year at TXST	Year in College	First Year in College	Previous School	Level
12	Tory Spears	R-Sr.	Transfer	2020	5th	2020	7th	2018	Iowa State	FBS
20	Kaleb Culp	Sr.	Transfer	2023	2nd	2023	5th	2020	UIW	FCS
27	Bobby Crosby	Sr.	Junior college	2023	2nd	2023	5th	2020	Cisco College	JC
5	Darius Jackson	R-So.	Transfer	2023	2nd	2023	4th	2021	Missouri	FBS
50	Justin Strong	R-Fr.	High school	2023	2nd	2023	2nd	2023	Elgin HS	HS
17	Ryan Nolan	So.	Junior college	2024	1st	2024	2nd	2023	Hutchinson CC	JC
20	Justin Harris	R-Sr.	Transfer	2024	1st	2024	6th	2019	Cincinnati	FBS
28	Tice Williams	Fr.	High School	2024	1st	2024	1st	2024	Conroe HS	HS
35	Will Mitchell	Fr.	High School	2024	1st	2024	1st	2024	Fort Bend Marshall HS	HS
49	Layne Horak	Jr.	Transfer	2024	1st	2024	3rd	2022	UTPB	DII



PLAYS OF 20+ YARDS

TEXAS STATE BOBCATS

Yards	Type	Player(s)	Opponent
34	Pass	Jaden Williams from Jordan McCloud, 34 yd rec	TD Lamar
37	Pass	Joey Hobert from Jordan McCloud, 37 yd rec	TD Lamar
30	Pass	Joey Hobert from Jordan McCloud, 30 yd rec	TD Lamar
25	Rush	Ismail Mahdi, 25 yd rush	Lamar
60	Pass	Chris Dawn, Jr. from Jordan McCloud, 60 yd rec	UTSA
46	Pass	Chris Dawn, Jr. from Jordan McCloud, 46 yd rec	TD UTSA
37	Pass	Ismail Mahdi from Jordan McCloud, 37 yd rec	UTSA
24	Pass	Joey Hobert from Jordan McCloud, 24 yd rec	UTSA
21	Pass	Chris Dawn, Jr. from Jordan McCloud, 21 yd rec	TD UTSA
45	Rush	Lincoln Pare, 45 yd rush	TD UTSA
33	Rush	Lincoln Pare, 33 yd rush	TD UTSA
20	Pass	Beau Sparks from Jordan McCloud, 20 yd rec	Arizona State
44	Pass	Jaden Williams from Jordan McCloud, 44 yd rec	TD Arizona State
26	Pass	Joey Hobert from Jordan McCloud, 26 yd rec	Arizona State
20	Rush	Lincoln Pare, 20 yd rush	Arizona State
21	Pass	Joey Hobert from Jordan McCloud, 21 yd rec	Sam Houston
20	Pass	Konner Fox from Jordan McCloud, 20 yd rec	Sam Houston
24	Pass	Jaden Williams from Jordan McCloud, 24 yd rec	Sam Houston
29	Pass	Jaden Williams from Jordan McCloud, 29 yd rec	Sam Houston
20	Pass	Jaden Williams from Jordan McCloud, 20 yd rec	Troy
51	Pass	Kole Wilson from Jordan McCloud, 51 yd rec	TD Troy
28	Pass	Joey Hobert from Jordan McCloud, 28 yd rec	TD Troy
21	Rush	Jordan McCloud, 21 yd rush	Troy
42	Rush	Jordan McCloud, 42 yd rush	TD Troy
53	Pass	Kole Wilson from Jordan McCloud, 53 yd rec	TD Arkansas State
23	Pass	Chris Dawn Jr. from Jordan McCloud, 23 yd rec	Arkansas State
25	Pass	Jaden Williams from Jordan McCloud, 25 yd rec	TD Arkansas State
24	Pass	Chris Dawn Jr. from Jordan McCloud, 24 yd rec	Arkansas State
30	Pass	Joey Hobert from Jordan McCloud, 30 yd rec	TD Arkansas State
45	Rush	Ismail Mahdi, 45 yd rush	Arkansas State
22	Rush	Ismail Mahdi, 22 yd rush	Arkansas State

No. of plays from scrimmage, 20+ yards: 31 (8 run/23 pass)

No. of plays from scrimmage, 40+ yards: 8 (5 pass/3 rush)

Returns	Opponent	Player
Kickoff (30+)	Lamar	Ismail Mahdi, 32 yd
	Sam Houston	Ismail Mahdi, 52 yd

Punt

Interception

Fumble

No. of returns 40+ yards: 1 (kickoff)



PLAYS OF 20+ YARDS

OPPONENTS

Yards	Type	Player(s)	Opponent
41.....	Pass.....	Fuselier from Coleman, 41 yd rec.....	Lamar
39.....	Pass.....	Boyd from Coleman, 39 yd rec.....	Lamar
47.....	Pass.....	Rhea from Coleman, 47 yd rec.....	TD Lamar
21.....	Pass.....	Jones from Coleman, 21 yd rec.....	Lamar
24.....	Pass.....	Fuselier from Coleman, 24 yd rec.....	Lamar
44.....	Pass.....	Thomas from McCown, 44 yd rec.....	UTSA
22.....	Pass.....	Allen from McCown, 22 yd rec.....	UTSA
25.....	Pass.....	Carpenter from Marburger, 25 yd rec.....	UTSA
40.....	Pass.....	McCoy from Marburger, 40 yd rec.....	UTSA
21.....	Pass.....	Tyson from Leavitt, 21 yd rec.....	Arizona State
24.....	Pass.....	Tyson from Leavitt, 24 yd rec.....	Arizona State
52.....	Pass.....	Tyson from Leavitt, 52 yd rec.....	TD Arizona State
24.....	Pass.....	Metayer from Leavitt, 24 yd rec.....	Arizona State
40.....	Rush.....	Leavitt, 40 yd rush.....	Arizona State
28.....	Rush.....	McKinney, 28 yd rush.....	Sam Houston
28.....	Rush.....	Adeyi, 28 yd rush.....	Sam Houston
25.....	Rush.....	Watson, 25 yd rush.....	Sam Houston
20.....	Rush.....	Watson, 20 yd rush.....	Sam Houston
22.....	Pass.....	Parker from Kilcrease, 22 yd rec.....	Troy
33.....	Pass.....	Parker from Kilcrease, 33 yd rec.....	Troy
28.....	Pass.....	Higgins from Kilcrease, 28 yd rec.....	Troy
30.....	Pass.....	Higgins from Kilcrease, 30 yd rec.....	Troy
35.....	Pass.....	Beason from Kilcrease, 35 yd rec.....	Troy
22.....	Rush.....	Taylor, 22 yd rush.....	Troy
21.....	Pass.....	Raynor from Hornsby, 21 yd rec.....	Arkansas State
20.....	Pass.....	Raynor from Hornsby, 20 yd rec.....	Arkansas State
49.....	Rush.....	Cross, 49 yd rush.....	Arkansas State
22.....	Rush.....	Cross, 22 yd rush.....	Arkansas State

No. of plays from scrimmage, 20+ yards: 28 (8 run/20 pass)

No. of plays from scrimmage, 40+ yards: 7 (2 run/5 pass)



TEXAS STATE vs. OLD DOMINION

TEXAS STATE BIG PLAYS FROM SCRIMMAGE

Opponent	RUSHING					PASSING				
	10-19	20-29	30-39	40-49	50+	15-19	20-29	30-39	40-49	50+
Lamar	8	1	0	0	0	1	0	3	0	0
UTSA	3	0	1	1	0	4	2	1	1	1
Arizona State	5	1	0	0	0	2	2	0	1	0
Sam Houston	2	0	0	0	0	4	4	0	0	0
Troy	3	1	0	1	0	4	2	0	0	1
Arkansas State	9	1	0	1	0	2	3	1	0	1
Totals	30	4	2	3	0	17	13	5	2	3

OPPONENT BIG PLAYS FROM SCRIMMAGE

Opponent	RUSHING					PASSING				
	10-19	20-29	30-39	40-49	50+	15-19	20-29	30-39	40-49	50+
Lamar	6	0	0	0	0	1	2	1	2	0
UTSA	0	0	0	0	0	3	2	0	2	0
Arizona State	4	0	0	1	0	1	3	0	0	1
Sam Houston	9	4	0	0	0	2	0	0	0	0
Troy	1	1	0	0	0	2	2	3	0	0
Arkansas State	4	1	0	1	0	2	2	0	0	0
Totals	24	6	0	2	0	11	11	4	4	1

TURNOVER CHART

Opponent	TAKEAWAYS				GIVEAWAYS				Margin
	Fumbles	Interceptions	Total	Pts Off	Fumbles	Interceptions	Total	Pts Off	
Lamar	0	0	0	0	1	1	2	7	-2
UTSA	1	1	2	7	0	1	1	0	+1
Arizona State	0	1	1	0	2	1	3	3	-2
Sam Houston	1	0	1	8	1	0	1	7	-
Troy	2	0	2	7	1	2	3	7	-1
Arkansas State	1	1	2	7	0	0	0	0	+2
Totals	5	3	8	29	5	5	10	24	-2



TEXAS STATE ADVANCED OFFENSIVE STATISTICS

Opponent	Passing Downs	Leverage Rate	Field Position Rate	Big Plays (Yds)	Power Rushing	Runs Stuffed	Playcalling % (R/P)
Lamar	27 (33%)	67%	53%	13 (256)	1-6 (17%)	7 (17%)	51/49
UTSA	22 (31%)	69%	47%	14 (372)	3-7 (43%)	11 (24%)	63/38
Arizona State	29 (29%)	61%	37%	11 (202)	0-3 (0%)	6 (19%)	41/59
Sam Houston	15 (22%)	78%	54%	10 (190)	0-5 (0%)	8 (29%)	42/58
Troy	20 (29%)	71%	47%	12 (271)	6-7 (86%)	2 (5%)	57/43
Arkansas State	19 (27%)	73%	44%	18 (360)	0-4 (0%)	3 (7%)	57/43

OPPONENT ADVANCED OFFENSIVE STATISTICS

Opponent	Passing Downs	Leverage Rate	Field Position Rate	Big Plays (Yds)	Power Rushing	Runs Stuffed	Playcalling % (R/P)
Lamar	26 (41%)	59%	37%	12 (275)	0-1 (0%)	5 (17%)	51/49
UTSA	29 (36%)	64%	44%	8 (199)	0-5 (0%)	9 (30%)	38/63
Arizona State	29 (40%)	60%	51%	10 (225)	2-6 (33%)	15 (36%)	58/42
Sam Houston	18 (24%)	76%	58%	15 (250)	3-8 (38%)	8 (14%)	75/25
Troy	24 (37%)	63%	22%	9 (219)	1-1 (100%)	7 (21%)	51/49
Arkansas State	27 (38%)	63%	42%	10 (197)	0-3 (0%)	4 (12%)	46/54

Glossary of Terms

Passing Downs: Second Downs with 8+ yards to go and third/fourth downs with 5+ yards to go

Leverage Rate: Percentage of non-passing downs

Field Position Rate: Percentage of plays run from opponent's side of the field

Big Plays: Rushes of 10+ yards and completions of 15+ yards

Power Rushing: Rushes with 2 yards or less to go that are converted for 1st down or TD

Runs Stuffed: Rushes that are stopped for no gain or loss



TEXAS STATE vs. OLD DOMINION

TEXAS STATE SCORING DRIVES

OPPONENT	QTR	TD	FG	PLAYER(S)	PLAY	PL	YDS	TIME
Lamar	1	X		Jaden Williams from Jordan McCloud	34-yard pass	4	68	1:12
	1	X		Ismail Mahdi	1-yard rush	9	55	3:57
	2		X	Mason Shipley	40-yard FG	10	46	3:38
	3		X	Mason Shipley	46-yard FG	11	36	3:09
	4	X		Joey Hobert from Jordan McCloud	37-yard pass	9	75	4:14
	4	X		Joey Hobert from Jordan McCloud	30-yard pass	4	47	1:45
UTSA	1	X		Jordan McCloud	17-yard rush	4	44	1:51
	1	X		Jordan McCloud	2-yard rush	6	75	1:14
	2	X		Chris Dawn, Jr. from Jordan McCloud	46-yard pass	6	61	2:05
	2	X		Deion Hankins	2-yard rush	5	60	2:05
	2	X		Lincoln Pare	45-yard rush	4	54	1:49
	3	X		Chris Dawn, Jr. from Jordan McCloud	21-yard pass	6	52	2:55
	4	X		Lincoln Pare	33-yard rush	9	76	5:17
Arizona State	1	X		Chris Dawn, Jr. from Jordan McCloud	5-yard pass	14	75	7:27
	2	X		Jaden Williams from Jordan McCloud	6-yard pass	15	64	6:47
	2	X		Beau Sparks from Jordan McCloud	19-yard pass	3	50	0:53
	3	X		Jaden Williams from Jordan McCloud	44-yard pass	6	66	2:02
Sam Houston	1	X		Joey Hobert from Jordan McCloud	6-yard pass	10	77	3:46
	1	X		Kenny Haynes fumble recovery	29-yard FR	-	-	1:47
	1	X		Joey Hobert from Jordan McCloud	2-yard pass	14	58	5:35
	2	X		Lincoln Pare	3-yard rush	7	65	2:57
	2		X	Mason Shipley	60-yard FG	5	48	0:41
	3	X		Kole Wilson from Joey Hobert	4-yard pass	9	69	2:42
Troy	1	X		Ismail Mahdi	1-yard rush	7	66	2:51
	1	X		Jaden Williams from Jordan McCloud	10-yard pass	8	64	3:35
	2	X		Kole Wilson from Jordan McCloud	51-yard pass	4	75	1:49
	2	X		Joey Hobert from Jordan McCloud	28-yard pass	5	75	1:15
	3		X	Mason Shipley	53-yard FG	12	40	5:13
	3	X		Jordan McCloud	42-yard rush	3	48	1:24
Arkansas State	1	X		Kole Wilson from Jordan McCloud	53-yard pass	6	75	2:11
	1	X		Jordan McCloud	5-yard rush	11	86	5:07
	2		X	Mason Shipley	39-yard FG	10	53	4:33
	3	X		Jaden Williams from Jordan McCloud	25-yard pass	3	75	1:07
	3	X		Joey Hobert from Jordan McCloud	30-yard pass	3	57	1:33
	4	X		Joey Hobert from Jordan McCloud	8-yard pass	10	93	4:24
	4		X	Mason Shipley	29-yard FG	14	72	9:26



DRIVE SUPERLATIVES

SCORING DRIVE BREAKDOWN

Yardage	Texas State		Opponent	
	TD	FG	TD	FG
No drive				
Negative Yards				
0-9				
10-19			1	
20-29			2	
30-39		1	2	
40-49	3	3		
50-59	6	1	2	3
60-69	9		3	2
70-79	9	1	6	3
80-89	1		1	
90-99	1			
Totals	29	6	14	11

GAME-OPENING DRIVES

Opponent	Texas State			Opponent		
	PTS	1STS	YDS	PTS	1STS	YDS
Lamar	7	3	8	0	1	23
UTSA	0	0	2	0	0	7
Arizona State	0	1	16	7	4	69
Sam Houston	7	5	77	0	1	4
Troy	7	2	66	0	1	-3
Arkansas St	7	3	75	3	1	51
Totals	21	11	169	7	7	100

SECOND HALF-OPENING DRIVES

Opponent	Texas State			Opponent		
	PTS	1STS	YDS	PTS	1STS	YDS
Lamar	0	3	41	7	3	-10
UTSA	0	0	7	0	1	2
Arizona State	0	0	5	0	0	-12
Sam Houston	7	4	69	0	0	0
Troy	3	3	40	0	1	23
Arkansas St	7	2	75	0	4	66
Totals	10	10	162	7	5	3

THREE & OUT DRIVES

Opponent	Texas State	Opponent
	THREE & OUTS/DRIVES	THREE & OUTS/DRIVES
Lamar	1	4
UTSA	3	5
Arizona State	2	4
Sam Houston	2	3
Troy	1	2
Arkansas State	0	0
Totals	9	18

	TEXAS STATE	OPPONENT
Most Plays/Result	15/TD	Arizona State (Sept. 12, 2024)
Most Yards/Result	93/TD	Arkansas State (Oct. 12, 2024)
Most Time/Result	9:26/FG	Arkansas State (Oct. 12, 2024)



TEXAS STATE vs. OLD DOMINION

TEXAS STATE DRIVE CHARTS

LAMAR	Qtr.	Time	Start	Plays-Yds	TOP	Result
	1	14:56	TXST32	4-68	1:12	TD
	1	10:59	TXST45	9-55	3:57	TD
	1	4:55	LAMR43	3-30	0:39	Fumble
	1	1:22	TXST31	10-46	3:38	FG
	2	11:32	TXST32	9-41	3:42	Missed FG
	2	5:21	TXST17	14-80	4:58	Downs
	3	13:37	TXST35	11-36	3:09	FG
	3	2:58	TXST25	8-45	2:54	INT
	4	13:44	TXST25	9-75	4:14	TD
	4	7:14	LAMR47	4-47	1:45	TD
	4	4:03	TXST18	3-(-2)	1:39	Punt

UTSA	Qtr.	Time	Start	Plays-Yds	TOP	Result
	1	15:00	TXS25	3-2	1:02	INT
	1	12:48	TXS33	8-63	3:15	Downs
	1	8:10	TSA44	4-44	1:51	TD
	1	1:43	TXS25	6-75	1:14	TD
	2	14:48	TXS39	6-61	2:05	TD
	2	10:51	TXS22	5-26	2:30	Punt
	2	6:44	TXS40	5-60	2:05	TD
	2	3:41	TXS46	4-54	1:49	TD
	2	1:05	TXS26	4-26	1:05	Half
	3	14:04	TXS38	3-7	2:06	Punt
	3	10:08	TXS48	6-52	2:55	TD
	4	15:00	TXS24	9-76	5:17	TD
	4	8:12	TXS14	3-0	1:59	Punt
	4	4:25	TXS4	3-7	2:09	Punt
	4	1:49	TXS37	3-(-7)	1:49	Half

Arizona State	Qtr.	Time	Start	Plays-Yds	TOP	Result
	1	15:00	TXS25	6-16	1:37	Punt
	1	8:37	TXS25	14-75	7:27	TD
	1	0:18	TXS36	15-64	6:47	TD
	2	6:09	TXS50	3-50	0:53	TD
	2	3:46	TXS25	3--4	1:08	Punt
	2	0:05	TXS25	1-20	0:05	Half
	3	13:32	TXS43	3-5	0:52	Punt
	3	12:34	ASU47	7-13	2:43	Downs
	3	6:20	TXS34	6-66	2:02	TD
	3	2:11	TXS31	7-31	3:04	Punt
	4	9:10	TXS11	1-12	0:06	Fumble
	4	6:29	TXS25	4-11	1:25	INT
	4	3:36	TXS15	4-5	1:27	Downs
	4	0:01	TXS30	1-3	0:01	Fumble

Sam Houston	Qtr.	Time	Start	Plays-Yds	TOP	Result
	1	14:54	TXST23	10-77	3:46	TD
	1	7:55	TXST42	14-58	5:35	TD
	2	11:08	TXST24	3--5	1:26	Punt
	2	6:16	TXST35	7-65	2:57	TD
	2	0:41	TXST10	5-48	0:41	FG
	3	14:39	TXST31	9-69	2:42	TD
	3	8:38	TXST37	5-26	1:43	Downs
	3	4:25	TXST15	4-9	1:44	Downs
	3	0:46	TXST25	3-3	1:47	Punt
	4	9:19	SHSU42	8-23	2:30	Missed FG
	4	0:05	TXST26	1-14	0:05	End of Half

OPPONENT DRIVE CHARTS

LAMAR	Qtr.	Time	Start	Plays-Yds	TOP	Result
	1	13:37	LAMR32	6-23	2:38	Downs
	1	7:02	LAMR25	3-(-2)	2:07	Punt
	1	4:16	LAMR13	4-5	2:54	Punt
	2	12:44	LAMR25	3-(-10)	1:12	Punt
	2	7:50	LAMR27	3-5	2:29	Punt
	2	0:23	LAMR03	1-1	0:23	Half
	3	15:00	LAMR25	5-75	1:23	TD
	3	10:28	LAMR25	13-64	7:30	FG
	3	0:04	LAMR16	6-84	1:20	TD
	4	9:30	LAMR25	3-(-5)	2:16	Punt
	4	5:29	LAMR25	5-75	1:18	TD
	4	2:24	TXST44	9-34	1:47	FG
	4	0:32	LAMR41	4-9	0:32	Downs

UTSA	Qtr.	Time	Start	Plays-Yds	TOP	Result
	1	13:58	TXS40	4-7	1:10	Downs
	1	9:33	TSA4	3-(-3)	1:23	Punt
	1	6:19	TSA25	13-66	4:36	FG
	1	0:29	TSA25	3-4	0:41	Punt
	2	12:43	TSA25	5-11	1:52	Punt
	2	8:21	TSA15	6-23	1:37	Punt
	2	4:39	TSA25	3-5	0:58	Punt
	2	1:52	TSA25	3-3	0:47	Punt
	3	14:53	TSA29	3-2	0:49	Punt
	3	11:58	TSA11	5-57	1:50	INT
	3	7:13	TSA25	19-75	7:11	TD
	4	9:43	TSA25	6-11	1:31	Punt
	4	6:13	TXS45	6-41	1:48	Downs
	4	2:16	TXS45	2-20	0:27	Fumble

Arizona State	Qtr.	Time	Start	Plays-Yds	TOP	Result
	1	13:23	ASU31	10-69	4:46	TD
	1	1:10	ASU25	3-3	0:52	Punt
	2	8:25	ASU17	3-7	2:16	Punt
	2	5:16	ASU25	4-75	1:30	TD
	2	2:38	ASU43	11-57	2:32	TD
	3	15:00	ASU25	3--12	1:28	Punt
	3	12:40	ASU20	1-0	0:06	INT
	3	9:51	ASU34	7-32	3:31	FG
	3	4:18	ASU25	7-75	2:01	TD
	4	14:07	ASU3	10-51	4:57	Punt
	4	9:04	TXS23	5-18	2:35	TD
	4	5:04	ASU25	3-4	1:28	Punt
	4	2:09	TXS20	7--10	2:08	Downs

Sam Houston	Qtr.	Time	Start	Plays-Yds	TOP	Result
	1	11:08	SHSU25	5-4	1:47	Fumble
	1	9:21	SHSU25	3-4	1:26	Punt
	1	2:20	SHSU25	13-75	6:06	TD
	2	9:42	SHSU42	8-58	3:26	TD
	2	3:15	SHSU06	3-7	0:54	Punt
	2	2:21	TXST29	7-29	1:30	TD
	3	15:00	SHSU25	3-0	0:21	Punt
	3	11:57	SHSU25	8-38	3:19	Missed FG
	3	6:55	SHSU37	6-63	2:25	TD
	3	2:41	TXST24	5-24	1:50	TD
	4	13:59	SHSU36	7-35	4:31	FG
	4	6:49	SHSU20	11-72	6:43	FG



2024 TXST GAME NOTES | GAME #7

TEXAS STATE DRIVE CHARTS

TROY

Qtr.	Time	Start	Plays-Yds	TOP	Result
1	12:26	TXST34	7-66	2:51	TD
1	8:24	TXST28	3-8	1:24	Punt
1	5:40	TXST36	8-64	3:35	TD
2	14:53	TXST31	4-34	1:35	INT
2	10:52	TXST25	4-75	1:49	TD
2	3:17	TXST25	5-75	1:15	TD
2	0:45	TXST02	4-21	0:45	End of Half
3	15:00	TXST25	12-40	5:13	FG
3	6:58	TROY48	3-48	1:24	TD
3	3:28	TXST25	7-22	4:19	Punt
4	12:29	TROY43	3-21	1:54	Fumble
4	5:52	TXST49	9-28	5:23	INT

ARKANSAS STATE

Qtr.	Time	Start	Plays-Yds	TOP	Result
1	13:05	TXS25	6-75	2:11	TD
1	10:23	ASU49	6-29	2:25	Downs
1	6:19	TXS14	11-86	5:07	TD
2	11:10	TXS25	10-53	4:33	FG
2	4:37	TXS19	6-22	2:44	Punt
2	0:15	TXS25	1-(-2)	0:15	Half
3	15:00	TXS25	3-75	1:07	TD
3	9:41	TXS43	3-57	1:33	TD
3	4:20	TXS07	10-93	4:24	TD
4	13:08	TXS16	14-72	9:26	FG
4	1:11	TXS3	2-3	1:11	Half

OPPONENT DRIVE CHARTS

TROY

Qtr.	Time	Start	Plays-Yds	TOP	Result
1	15:00	TROY25	6-(-3)	2:34	Punt
1	9:35	TROY25	303	1:11	Punt
1	7:00	TROY29	3-35	1:20	Fumble
1	1:59	TROY20	5-7	2:06	Punt
2	13:18	TROY34	5-66	2:26	TD
2	9:03	TROY25	12-52	5:46	FG
2	2:02	TROY25	6-75	1:17	Fumble
3	9:47	TROY25	7-23	2:49	Downs
3	5:34	TROY25	5-75	2:06	TD
4	14:09	TROY08	3-1	1:40	Punt
4	10:35	TROY28	10-23	4:43	Downs
4	0:29	TROY20	1-(-1)	0:29	Half

ARKANSAS STATE

Qtr.	Time	Start	Plays-Yds	TOP	Result
1	15:00	ASU25	5-51	1:47	FG
1	10:54	ASU25	3-3	0:31	INT
1	7:58	ASU20	4-21	1:39	Punt
1	1:12	ASU25	11-53	5:02	FG
2	6:37	ASU25	6-19	2:00	Punt
2	1:53	ASU20	12-73	1:38	FG
3	13:53	ASU25	12-66	4:12	Fumble
3	8:04	ASU12	12-52	3:44	Punt
4	14:56	ASU25	5-16	1:48	Punt
4	3:42	ASU25	5-20	2:31	Punt



TEXAS STATE vs. OLD DOMINION

GAME-BY-GAME STARTERS

OFFENSE

Opponent	LT	LG	C	RG	RT	QB	RB	TE/WR	WR	WR	WR
Lamar	Strawn	Jones	Todd	Lockette	Harkey	McCloud	Mahdi	Fox	Williams	Wilson	Hobert
UTSA	Strawn	Jones	Todd	Lockette	Harkey	McCloud	Mahdi	Fox	Williams	Wilson	Hobert
Arizona State	Strawn	Jones	Todd	Lockette	Harkey	McCloud	Mahdi	Dawn	Williams	Wilson	Hobert
vs Sam Houston	Strawn	Jones	Todd	Lockette	Harkey	McCloud	Mahdi	Fox	Williams	Wilson	Hobert
at Troy	Strawn	Jones	Todd	Lockette	Harkey	McCloud	Mahdi	Dawn	Williams	Wilson	Hobert
Arkansas State	Strawn	Jones	Todd	Lockette	Harkey	McCloud	Mahdi	Fox	Williams	Wilson	Hobert
at ODU											
Louisiana											
at ULM											
Southern Miss											
Georgia State											
at South Alabama											

DEFENSE

Opponent	DE	NT	DT	DE	WLB/DE	MLB	CB	CB	CB	S	S
Lamar	Bell	Coleman	Webb	Parker	Haynes	Harris	Polk	Eaton	Mills	Jackson	Nolan
UTSA	Bell	Coleman	Webb	Parker	Wright	Harris	Polk	Eaton	Mills	Culp	Crosby
Arizona State	Bell	Coleman	Webb	Parker	Haynes	Harris	Polk	Eaton	Mills	Culp	Crosby
vs Sam Houston	Bass	Coleman	Webb	Parker	Haynes	Neal	Polk	Eaton	Mills	Culp	Crosby
at Troy	Bass	Coleman	Webb	Parker	Haynes	Harris	Polk	Eaton	Mills	Culp	Jackson
Arkansas State	Bass	Coleman	Webb	Parker	Haynes	Harris	Polk	Eaton	Mills	Culp	Jackson
at ODU											
Louisiana											
at ULM											
Southern Miss											
Georgia State											
at South Alabama											

CAREER STARTS

OFFENSE	2019	2020	2021	2022	2023	2024	Total
Nash Jones, Jr.		6	13	14	6	6	45
Jordan McCloud, R-Sr.	10	7	2		12	6	37
Jimeto Obigbo, Jr.			7	14	13		34
Tellek Lockette, Jr.				5	12	6	23
Joey Hobert, Jr.				7	10	6	23
Jaden Williams, Sr.			6	5	3	6	20
Kole Wilson, So.					13	5	18
Dorion Strawn, R-So.					11	6	17
Ismail Mahdi, So.					10	6	16
Konner Fox, R-Sr.					7	4	11
Chayse Todd, R-Sr.				1	2	6	9
Lincoln Pare, Jr.				7			7
Trenton Scott, R-So.					7		7
Alex Harkey, R-Jr.						6	6
Drew Donley, R-So.					4		4
Titus Lyons, R-So.					3		3
Chris Dawn, Jr., Fr.					1	2	3

DEFENSE	2019	2020	2021	2022	2023	2024	Total
Kaleb Culp, Sr.			11	12	9	5	37
Tory Spears, R-Sr.		6	3	9	3		21
Chris Mills, R-Sr.				8	7	6	21
Tavian Coleman, Jr.					13	6	19
Steven Parker, R-Sr.		2		1	9	6	18
Max Harris, Jr.				1	11	5	17
Terry Webb, Jr.					10	6	16
Alonzo Edwards Jr., Sr.				6	7		13
Joshua Eaton, R-So.					7	6	13
Ben Bell, Sr.					7	3	10
Jordan Polk, R-Sr.						6	6
Kenny Haynes, R-Sr.						5	5
Dominique Ratcliff, R-So.				1	3		4
Darius Jackson, R-So.			3			1	4
Bobby Crosby, Sr.						3	3
Brice Bass, Sr.						3	3
Darius Jackson, R-So.						2	2
Ryan Nolan, So.						1	1
Deven Wright, Jr.						1	1
James Neal, R-Sr.						1	1



3rd-Down Conversions

Date	Opponent	Score	Overall	1st Qtr	2nd Qtr	3rd Qtr	4th Qtr	Overtime
08/31/2024	Lamar University	W 34-27	7-14 50.0	1-1 100.0	3-6 50.0	2-4 50.0	1-3 33.3	0-0 0.0
09/07/2024	UTSA	W 49-10	4-13 30.8	1-3 33.3	2-4 50.0	0-2 0.0	1-4 25.0	0-0 0.0
09/12/2024	Arizona St.	L 28-31	8-17 47.1	2-4 50.0	4-5 80.0	2-5 40.0	0-3 0.0	0-0 0.0
09/28/2024	vs Sam Houston	L 39-40	5-11 45.5	4-5 80.0	0-1 0.0	1-3 33.3	0-2 0.0	0-0 0.0
10/03/2024	at Troy	W 38-17	6-12 50.0	0-1 0.0	1-2 50.0	3-4 75.0	2-5 40.0	0-0 0.0
10/12/2024	Arkansas St.	W 41-9	6-10 60.0	2-3 66.7	2-4 50.0	0-0 0.0	2-3 66.7	0-0 0.0
Texas St.			36-77 46.8	10-17 58.8	12-22 54.5	8-18 44.4	6-20 30.0	0-0 0.0
Opponents			35-93 37.6	6-20 30.0	10-27 37.0	11-22 50.0	8-24 33.3	0-0 0.0

4th-Down Conversions

Date	Opponent	Score	Overall	1st Qtr	2nd Qtr	3rd Qtr	4th Qtr	Overtime
08/31/2024	Lamar University	W 34-27	1-2 50.0	0-0 0.0	0-1 0.0	0-0 0.0	1-1 100.0	0-0 0.0
09/07/2024	UTSA	W 49-10	2-3 66.7	0-1 0.0	1-1 100.0	1-1 100.0	0-0 0.0	0-0 0.0
09/12/2024	Arizona St.	L 28-31	2-4 50.0	1-1 100.0	0-0 0.0	1-2 50.0	0-1 0.0	0-0 0.0
09/28/2024	vs Sam Houston	L 39-40	1-3 33.3	1-1 100.0	0-0 0.0	0-2 0.0	0-0 0.0	0-0 0.0
10/03/2024	at Troy	W 38-17	0-0 0.0	0-0 0.0	0-0 0.0	0-0 0.0	0-0 0.0	0-0 0.0
10/12/2024	Arkansas St.	W 41-9	0-1 0.0	0-1 0.0	0-0 0.0	0-0 0.0	0-0 0.0	0-0 0.0
Texas St.			6-13 46.2	2-4 50.0	1-2 50.0	2-5 40.0	1-2 50.0	0-0 0.0
Opponents			6-13 46.2	0-2 0.0	3-3 100.0	3-4 75.0	0-4 0.0	0-0 0.0

Time of Possession

Date	Opponent	Score	Overall	1st Qtr	2nd Qtr	3rd Qtr	4th Qtr	Overtime
08/31/2024	Lamar University	W 34-27	32:04	05:52	12:18	06:03	07:51	00:00
09/07/2024	UTSA	W 49-10	33:13	07:22	09:34	05:03	11:14	00:00
09/12/2024	Arizona St.	L 28-31	29:44	09:04	08:54	05:43	06:03	00:00
09/28/2024	vs Sam Houston	L 39-40	25:38	09:27	05:20	06:19	04:32	00:00
10/03/2024	at Troy	W 38-17	31:27	07:50	05:24	06:37	11:36	00:00
10/12/2024	Arkansas St.	W 41-9	35:04	09:51	07:32	02:40	15:01	00:00
Texas St.			Total 187:10	49:26	49:02	32:25	56:17	00:00
			Avg. 31:12	08:14	08:10	05:24	09:23	00:00
Opponents			Total 172:50	32:54	48:38	46:46	44:32	00:00
			Avg. 28:48	05:29	08:06	07:48	07:25	00:00



TEXAS STATE vs. OLD DOMINION

3RD-DOWN BREAKDOWN

LAMAR

Stat	LAM	TXST
3rd Down Attempts	14	14
3rd Down Conversions	3	7
Conversion Pct.	21.4%	50%
Avg 3rd Down Dist ToGo	8.9	4.8
3rd and Longs (9+)	1-5	0-0
3rd and Shorts (1-4)	0-3	5-6
3rd and Goals	0-0	0-0
Avg Yds Gained/Att	9.9	4.4
3rd Down Passing: C-A Y	5-9 133	7-10 49
1st Downs by Pass	3	4
Avg Yds (per comp)	26.6	7
Avg Yds (per att)	4.6	4.1
Sacked (Yds)	4 (-36)	0 (0)
3rd Down Rushes-Yds	1 - 5	3 - 13
1st Downs by Rush	0	3
Avg Yds (per rush)	5	4.3
Conversions by Penalty	1	1
Pens-Yds by Opp	4 - 30	1 - 15
Off 3rd Down Pens-Yds	1 - 5	1 - 5
3rd Down Turnovers	1	1

UTSA

Stat	UTSA	TXST
3rd Down Attempts	20	13
3rd Down Conversions	7	4
Conversion Pct.	35%	30.8%
Avg 3rd Down Dist ToGo	6.8	6.8
3rd and Longs (9+)	1-4	0-2
3rd and Shorts (1-4)	4-6	1-4
3rd and Goals	0-0	0-0
Avg Yds Gained/Att	4.1	5.8
3rd Down Passing: C-A Y	4-14 53	3-5 59
1st Downs by Pass	3	2
Avg Yds (per comp)	13.3	19.7
Avg Yds (per att)	3.8	11.8
Sacked (Yds)	0 (0)	0 (0)
3rd Down Rushes-Yds	6 - 28	8 - 16
1st Downs by Rush	4	2
Avg Yds (per rush)	4	2
Conversions by Penalty	0	0
Pens-Yds by Opp	0 - 0	0 - 0
Off 3rd Down Pens-Yds	2 - 6	0 - 0
3rd Down Turnovers	0	1

Arizona State

Stat	ASU	TXST
3rd Down Attempts	16	17
3rd Down Conversions	7	8
Conversion Pct.	43.8%	47.1%
Avg 3rd Down Dist ToGo	9	8.4
3rd and Longs (9+)	2-8	2-8
3rd and Shorts (1-4)	3-5	5-6
3rd and Goals	0-0	0-0
Avg Yds Gained/Att	4.8	5.9
3rd Down Passing: C-A Y	6-10 68	8-11 76
1st Downs by Pass	4	5
Avg Yds (per comp)	11.3	9.5
Avg Yds (per att)	6.8	6.9
Sacked (Yds)	0 (0)	0 (0)
3rd Down Rushes-Yds	6 - 8	6 - 24
1st Downs by Rush	2	3
Avg Yds (per rush)	1.3	4
Conversions by Penalty	0	0
Pens-Yds by Opp	0 - 0	0 - 0
Off 3rd Down Pens-Yds	1 - 5	1 - 8
3rd Down Turnovers	0	1

Sam Houston

STAT	TXST	SHSU
3rd Down Attempts	11	13
3rd Down Conversions	5	5
Conversion Pct.	45.5%	38.5%
Avg 3rd Down Dist ToGo	8.1	4.8
3rd and Longs (9+)	1-5	0-2
3rd and Shorts (1-4)	3-5	5-8
3rd and Goals	0-0	0-0
Avg Yds Gained/Att	7.4	4.1
3rd Down Passing: C-A Y	6-6 60	2-6 19
1st Downs by Pass	3	2
Avg Yds (per comp)	9.7	9.5
Avg Yds (per att)	9.7	0.5
Sacked (Yds)	0 (0)	2 (-15)
3rd Down Rushes-Yds	4 - 13	5 - 34
1st Downs by Rush	1	3
Avg Yds (per rush)	2.6	6.8
Conversions by Penalty	1	0
Pens-Yds by Opp	1 - 15	0 - 0
Off 3rd Down Pens-Yds	1 - 5	0 - 0
3rd Down Turnovers	0	0

Troy

Stat	TXST	TROY
3rd Down Attempts	12	13
3rd Down Conversions	6	6
Conversion Pct.	50%	46.2%
Avg 3rd Down Dist ToGo	5.9	8.5
3rd and Longs (9+)	1-3	1-6
3rd and Shorts (1-4)	4-6	3-3
3rd and Goals	0-0	0-0
Avg Yds Gained/Att	8.7	4.5
3rd Down Passing: C-A Y	6-8 59	6-8 39
1st Downs by Pass	4	5
Avg Yds (per comp)	9.8	7.3
Avg Yds (per att)	6.2	2.7
Sacked (Yds)	1 (-3)	1 (-15)
3rd Down Rushes-Yds	3 - 45	4 - 14
1st Downs by Rush	2	1
Avg Yds (per rush)	15	3.5
Conversions by Penalty	0	1
Pens-Yds by Opp	1 - 15	1 - 10
Off 3rd Down Pens-Yds	0 - 0	0 - 0
3rd Down Turnovers	2	0

Arkansas State

STAT	ASU	TXST
3rd Down Attempts	17	10
3rd Down Conversions	7	6
Conversion Pct.	41.2%	60%
Avg 3rd Down Dist ToGo	7.3	7.9
3rd and Longs (9+)	1-4	0-1
3rd and Shorts (1-4)	2-4	2-3
3rd and Goals	0-0	0-0
Avg Yds Gained/Att	5.6	10.1
3rd Down Passing: C-A Y	7-14 76	6-6 76
1st Downs by Pass	5	5
Avg Yds (per comp)	10.9	10.9
Avg Yds (per att)	5.4	10.9
Sacked (Yds)	0 (0)	0 (0)
3rd Down Rushes-Yds	4 - 20	4 - 25
1st Downs by Rush	2	1
Avg Yds (per rush)	5	6.3
Conversions by Penalty	0	0
Pens-Yds by Opp	1 - 5	0 - 0
Off 3rd Down Pens-Yds	1 - 5	1 - 10
3rd Down Turnovers	1	0



1ST-DOWN BREAKDOWN

Game	1st Down Plays	1st Down Total Yards	1st Down Avg Gain	1st Down Rush Att-Yards (Avg)	1st Down Pass C-A-Yards	1st Down Sacked	1st Down Pens-Yds by Opp	1st Down Off Pens-Yards	1st Downs Made	1st Down Turnovers	1st Down Touchdowns
Lamar	26	102	3.9	9-41 (4.6)	7-15-61	2 (-24)	3-45	2-11	6	0	2
Texas State	37	222	6	19-92 (4.8)	10-17-130	1 (-6)	1-15	1-5	10	0	2
UTSA	29	84	2.9	13-35 (2.7)	8-16-49	0 (0)	1-9	1-5	2	1	0
Texas State	35	228	6.5	21-93 (4.4)	10-14-35	0 (0)	1-6	0-0	10	0	5
Arizona State	30	187	6.2	18-99 (5.5)	6-10-88	2 (-21)	2-16	2-7	8	1	1
Texas State	31	186	6	12-59 (4.9)	14-29-127	0 (0)	0-0	2-10	6	1	3
Texas State	32	235	7.3	13-59 (4.5)	15-19-176	0 (0)	1-5	2-20	12	0	1
Sam Houston	36	199	5.5	27-170 (6.3)	4-8-29	1 (-3)	3-25	3-15	7	0	3
Texas State	32	228	7.1	18-94 (5.2)	9-13-134	1 (-2)	1-15	1-10	8	1	3
Troy	29	189	6.5	15-60 (4)	6-10-129	4 (-28)	1-15	0-0	6	1	0
Arkansas State	29	188	6.5	13-131 (10.1)	9-14-57	2 (-14)	1-10	2-20	6	0	0
Texas State	37	321	8.7	21-106 (5)	15-16-215	0 (0)	1-5	3-18	11	0	5

1ST DOWN EFFICIENCY - SEASON TOTALS

Stat	TXST	OPP
1st Down Plays	204	179
1st Down Total Yards	1420	949
1st Down Avg Gain	6.96	5.3
1st Down Rush Att-Yards (Avg)	104-503 (4.8)	95-536 (5.6)
1st Down Run Play Pct.	51%	53%
1st Down Pass C-A-Yards	73-98-917	40-73-413
1st Down Yards Gained Pct. Rush/Pass	35%/65%	56%/44%
1st Down Sacked (Yds)	2 (-8)	11 (-90)
1st Down Pens-Yds by Opp	5-46	7-120
1st Down Off Pens-Yds	9-58	10-58
1st Downs Made	57	35
1st Down Turnovers	2	3
1st Down Touchdowns	19	6



GAME-BY-GAME SUMMARIES

Game	Final Score	Score by Quarter				First Downs				Rushing			Passing			Total Offense		Punting	Fumbles	Penalty	Third Downs	Total TOP
		1	2	3	4 (OT)	Ru	Pa	Pn	Tot	Att	Yds	TD	C-A-I	Yds	TD	Plays	Yds	No-Avg	No-Lost	No-Yds		
Lamar	27	0	0	10	17	4	6	8	18	29	51	1	16-34-0	237	2	63	288	5-46.4	0-0	12-106	3-14	27:56
Texas State	34	15	3	3	13	14	13	3	30	41	213	1	28-40-1	273	3	81	484	1-28.0	2-1	16-156	7-14	32:04
UTSA	10	3	0	7	0	5	10	1	16	30	82	0	24-50-1	252	1	80	334	8-37.8	2-1	10-73	7-20	26:47
Texas State	49	14	21	7	7	9	12	5	26	45	195	5	18-27-1	309	2	72	504	4-36.5	0-0	3-19	4-13	33:13
Arizona State	31	7	14	7	3	6	11	3	20	42	101	3	19-30-1	246	1	72	347	5-43.4	1-0	8-34	7-16	30:16
Texas State	28	7	14	7	0	8	13	0	21	31	132	0	29-44-1	268	4	75	400	4-37.8	3-2	8-69	8-17	29:44
Texas State	39	22	10	7	0	6	18	1	25	28	91	1	29-39-0	326	3	67	417	2-37.5	4-1	11-88	5-11	25:38
Sam Houston	40	0	21	13	6	18	4	3	25	57	298	5	10-19-0	95	0	76	393	3-44.3	1-1	6-40	5-13	34:22
Texas State	38	14	14	10	0	11	12	3	26	39	215	2	20-29-2	252	3	68	467	2-36.5	1-1	3-35	6-12	31:27
Troy	17	0	10	7	0	3	14	2	19	33	63	0	19-32-0	268	2	65	331	4-44.2	3-2	4-53	6-13	28:33
Arkansas State	9	3	6	0	0	7	12	1	20	33	171	0	25-39-1	213	0	72	384	5-42.2	1-1	5-35	7-17	24:56
Texas State	41	14	3	14	10	13	15	0	28	41	271	1	25-30-0	325	4	70	591	1-39.0	0-0	7-48	6-10	35:04

KICKOFFS & KICKOFF RETURNS

KICKOFFS

Kickoffs.....	41
Touchbacks (pct.).....	35 (85%)
Out of Bounds.....	0
Onside Kicks (No./Recovered by TXST).....	0/0
Opponent Returns (No.-Yds./Avg).....	6-103/17.17
Opponent Touchdowns.....	0

KICKOFF RETURNS

Kickoffs.....	30
Touchbacks (pct.).....	14 (47%)
Out of Bounds.....	2
Onside Kicks (No./Recovered by Opp).....	1/1
Returns (No.-Yds./Avg).....	11/261/23.73
Touchdowns.....	0

TRACKING THE BOBCATS

Opponent	Kickoff Time (local)	Length	Att.	Halftime Score	Final Score	Coin Toss	Kickoff/Receive	TXST 1st. Poss.	Opp. 1st Poss.	Game Pants	Game Jersey	Game Helmet
Lamar	7:04 pm	3:53	19,637	18-0	34-27	TXST	Receive	TD	Downs	Maroon	Maroon	Maroon
UTSA	3:06 pm	3:52	28,000	35-3	49-10	UTSA	Defer	INT	Downs	Maroon	Maroon	Maroon
Arizona St	6:36 pm	3:57	25,187	21-21	28-31	TXST	Receive	Punt	TD	Black	Black	Gold
Sam Houston	2:03 pm	3:45	27,225	21-32	39-40	TXST	Receive	TD	Fumble	Maroon	White	Maroon
Troy	6:02 pm	3:19	20,349	28-10	38-17	TROY	Receive	TD	Punt	White	White	White
Arkansas State	6:02 pm	3:19	28,000	17-9	41-9	TXST	Defer	TD	FG	Maroon	Maroon	Maroon



GAME BY GAME BOX SCORES

GAME 1: LAMAR

Lamar	27
Texas State	34
August 31, 2024 at UFCU Stadium	

SCORING	1	2	3	4	-	F
LAMAR	0	0	10	17		27
TEXAS STATE	15	3	3	13		34

SCORING SUMMARY

FIRST QUARTER

13:44 TXS - Williams,Jaden 34 yd pass from
McCloud,Jordan (Shipley,Mason kick)
07:02 TXS - Mahdi,Ismail 1 yd run (Fox,Konner pass)

SECOND QUARTER

12:44 TXS - Shipley,Mason 40 yd field goal

THIRD QUARTER

13:37 LAM - Moore,Damien 18 yd run (Esqueda,Chris kick)
10:28 TXS - Shipley,Mason 46 yd field goal
02:58 LAM - Esqueda,Chris 28 yd field goal

FOURTH QUARTER

13:44 LAM - Rhea,Sevonne 47 yd pass from
Coleman,Robert (Esqueda,Chris kick)
09:30 TXS - Hobert,Joey 37 yd pass from
McCloud,Jordan (Shipley,Mason kick)
05:29 TXS - Hobert,Joey 30 yd pass from
McCloud,Jordan
04:11 LAM - Boyd,Jayden 9 yd pass from
Coleman,Robert (Esqueda,Chris kick)
00:37 LAM - Esqueda,Chris 27 yd field goal

Passing	Cmp	Att.	Yds.	TD	INT	Long	Sack
McCloud,Jordan	21	30	238	3	1	37	0
Martinez,RJ	7	10	35	0	0	12	1
Totals	28	40	273	3	1	37	1

Rushing	Att.	Gain	Loss	Net	TD	Lg.	Avg.
Mahdi,Ismail	28	158	2	156	1	25	5.6
Pare,Lincoln	6	25	1	24	0	12	4.0
Jenkins,Jaylen	1	11	0	11	0	11	11.0
McCloud,Jordan	3	9	0	9	0	5	3.0
Martinez,RJ	2	15	6	9	0	15	4.5
Hankins,Deion	1	4	0	4	0	4	4.0
Totals	41	222	9	213	1	25	5.2

Receiving	Rec.	Yds	TD	Long.
Hobert,Joey	6	91	2	37
Williams,Jaden	7	69	1	34
Wilson,Kole	7	65	0	13
Sparks,Beau	2	14	0	7
Dawn, Jr.,Chris	2	13	0	8
Fox,Konner	2	12	0	9
Lyons,Titus	1	9	0	9
Mahdi,Ismail	1	0	0	0
Totals	28	273	3	37

Punting	Punts	Yds.	Avg.	Long	In. 20	TB	50+	Yds.
Nunez,David	1	28	28	28	0	0	0	0
Totals	1	28	28.0	28	0	0	0	0

All Returns	Punts			Kickoffs			Interceptions					
	Re	t.	Yds.	Lg	Re	t.	Yds.	Lg	Re	t.	Yds.	Lg
Wilson,Kole	5	53	18		0	0	0		0	0	0	
Mahdi,Ismail	0	0	0		2	40	32		0	0	0	
Total	5	53	18		2	40	32		0	0	0	

GAME 2: UTSA

UTSA	10
Texas State	49
September 7, 2024 at UFCU Stadium	

SCORING	1	2	3	4	-	F
UTSA	3	0	7	0		10
TEXAS STATE	14	21	7	7		49

SCORING SUMMARY

FIRST QUARTER

6:19 TXS - McCloud,Jordan 17 yd run (Shipley,Mason kick)
1:43 TSA - Allen,Chase 26 yd field goal 13 plays
0:29 TXS - McCloud,Jordan 2 yd run (Shipley,Mason kick)

SECOND QUARTER

12:43 TXS - Dawn, Jr.,Chris 46 yd pass from
McCloud,Jordan (Shipley,Mason kick)
04:39 TXS - Hankins,Deion 2 yd run (Shipley,Mason kick)
01:52 TXS - Pare,Lincoln 45 yd run (Shipley,Mason kick)

THIRD QUARTER

07:13 TXS - Dawn, Jr.,Chris 21 yd pass from
McCloud,Jordan (Shipley,Mason kick)
0:02 TSA - McCoy,Willie 2 yd pass from
Marburger,Eddie Lee (Allen,Chase kick)

FOURTH QUARTER

09:43 TXS - Pare,Lincoln 33 yd run (Shipley,Mason kick)

Passing	Cmp	Att.	Yds.	TD	INT	Long	Sack
McCloud,Jordan	18	27	309	2	1	60	1
Totals	18	27	309	2	1	60	1

Rushing	Att.	Gain	Loss	Net	TD	Lg.	Avg.
Pare,Lincoln	11	112	3	109	2	45	9.9
McCloud,Jordan	6	33	3	30	2	17	5.0
Burgess Jr.,Torrance	7	27	0	27	0	15	3.9
Mahdi,Ismail	9	29	3	26	0	7	2.9
Hankins,Deion	8	13	2	11	1	4	1.4
Martinez,RJ	1	0	1	-1	0	0	-1.0
TEAM	3	0	7	-7	0	0	-2.3
Totals	45	214	19	195	5	45	4.3

Receiving	Rec.	Yds	TD	Long.
Dawn, Jr.,Chris	5	150	2	60
Mahdi,Ismail	4	56	0	37
Hobert,Joey	4	52	0	24
Wilson,Kole	1	18	0	18
Williams,Jaden	1	15	0	15
Fox,Konner	2	14	0	12
Burgess Jr.,Torrance	1	4	0	4
Griffin,Jaylon	0	0	0	0
Donley,Drew	0	0	0	0
Totals	18	309	2	60

Punting	Punts	Yds.	Avg.	Long	In. 20	TB	50+	Yds.
Nunez,David	2	81	40.5	44	2	0	0	0
Rau,Lars	2	65	32.5	34	0	0	0	0
Totals	4	146	36.5	44	2	0	0	0

All Returns	Punts			Kickoffs			Interceptions					
	Re	t.	Yds.	Lg	Re	t.	Yds.	Lg	Re	t.	Yds.	Lg
Wilson,Kole	3	12	11		0	0	0		0	0	0	
Donley,Drew	0	0	0		1	8	8		0	0	0	
Crosby,Bobby	0	0	0		0	0	0		1	23	23	
Total	3	12	11		1	8	8		1	23	23	

GAME 3: ARIZONA STATE

Arizona State	31
Texas State	10
September 12, 2024 at UFCU Stadium	

SCORING	1	2	3	4	-	F
ARIZONA ST	7	14	7	3		31
TEXAS STATE	7	14	7	0		28

SCORING SUMMARY

FIRST QUARTER

08:37 ASU - Skattebo,Cam 1 yd run (Hershey,Ian kick)
01:10 TXS - Dawn, Jr.,Chris 5 yd pass from
McCloud,Jordan (Shipley,Mason kick)

SECOND QUARTER

08:31 TXS - Williams,Jaden 6 yd pass from
McCloud,Jordan (Shipley,Mason kick)
05:16 TXS - Sparks,Beau 19 yd pass from
McCloud,Jordan (Shipley,Mason kick)
03:46 ASU - Tyson,Jordyn 52 yd pass from
Leavitt,Sam (Hershey,Ian kick)
00:06 ASU - Leavitt,Sam 7 yd run (Hershey,Ian kick)

THIRD QUARTER

04:18 TXS - Williams,Jaden 44 yd pass from
McCloud,Jordan (Shipley,Mason kick)
02:17 ASU - Skattebo,Cam 2 yd run (Hershey,Ian kick)

FOURTH QUARTER

06:29 ASU - Hershey,Ian 22 yd field goal

Passing	Cmp	Att.	Yds.	TD	INT	Long	Sack
McCloud,Jordan	29	44	268	4	1	44	2
Totals	29	44	268	4	1	44	2

Rushing	Att.	Gain	Loss	Net	TD	Lg.	Avg.
Mahdi,Ismail	14	68	0	68	0	12	4.9
McCloud,Jordan	8	53	8	45	0	13	5.6
Pare,Lincoln	6	25	3	22	0	20	3.7
Hobert,Joey	2	0	1	-1	0	0	-0.5
TEAM	1	0	2	-2	0	0	-2.0
Totals	31	146	14	132	0	20	4.3

Receiving	Rec.	Yds	TD	Long.
Williams,Jaden	4	75	2	44
Sparks,Beau	5	60	1	20
Hobert,Joey	8	47	0	26
Wilson,Kole	4	37	0	15
Mahdi,Ismail	5	28	0	11
Dawn, Jr.,Chris	3	21	1	9
Fox,Konner	0	0	0	0
Totals	29	268	4	44

Punting	Punts	Yds.	Avg.	Long	In. 20	TB	50+	Yds.
Nunez,David	2	87	43.5	52	1	1	1	1
Rau,Lars	2	64	32	36	0	0	0	0
Totals	4	151	37.8	52	1	1	1	1

All Returns	Punts			Kickoffs			Interceptions					
	Re	t.	Yds.	Lg	Re	t.	Yds.	Lg	Re	t.	Yds.	Lg
Wilson,Kole	0	0	0		2	28	28		0	0	0	0
Mills,Chris	0	0	0	0	0	0	0		1	0	0	0
Total	0	0	0		2	28	28		1	0	0	0



GAME BY GAME BOX SCORES

GAME 4: Sam Houston

Texas State.....39
Sam Houston.....40
September 28, 2024 at NRG Stadium

SCORING	1	2	3	4	-	F
TEXAS STATE	22	10	7	0		39
SAM HOUSTON	0	21	13	6		40

SCORING SUMMARY

FIRST QUARTER

11:08 TXS - Hobert,Joey 6 yd pass from McCloud,Jordan (Shipley,Mason kick)
9:21 TXS - Haynes,Kenny 29 yd fumble recovery (Nunez,David pass)
2:20 TXS - Hobert,Joey 2 yd pass from McCloud,Jordan (Shipley,Mason kick)

SECOND QUARTER

11:14 SAM - Ducker,Jay 1 yd run (Pavon,Christian kick)
6:16 SAM - Ducker,Jay 14 yd run (Pavon,Christian kick)
3:19 TXS - Pare,Lincoln 3 yd run (Shipley,Mason kick)
0:51 SAM - Watson,Hunter 3 yd run (Pavon,Christian kick)
0:00 TXS - Shipley,Mason 60 yd field goal

THIRD QUARTER

11:57 TXS - Wilson,Kole 4 yd pass from McCloud,Jordan (Shipley,Mason kick)
4:30 SAM - Watson,Hunter 1 yd run ()
0:51 SAM - Ducker,Jay 1 yd run (Pavon,Christian kick)

FOURTH QUARTER

9:28 SAM - Pavon,Christian 46 yd field goal
0:06 SAM - Pavon,Christian 24 yd field goal

RUSHING	No.	Gain	Loss	Net	TD	Lg	Avg
Ismail Mahdi	17	68	11	57	0	18	3.4
Jordan McCloud	4	17	0	17	0	7	4.2
Lincoln Pare	6	10	0	10	1	4	1.7
Joey Hobert	1	7	0	7	0	7	7.0
Totals:	28	102	11	91	1	18	3.2

PASSING	C-A-I	Yds	TD	Long	Sack
Jordan McCloud	29-39-0	326	3	29	0
Totals:	29-39-0	326	3	29	0

RECEIVING	TAR	No.	Yards	YAC	TD	Long
Jaden Williams	11	10	133	46	0	29
Joey Hobert	10	8	75	32	2	21
Chris Dawn, Jr.	3	3	38	37	0	19
Konner Fox	4	3	36	16	0	20
Kole Wilson	6	2	11	1	1	7
Beau Sparks	3	1	17	0	0	17
Lincoln Pare	1	1	11	10	0	11
Ismail Mahdi	1	1	5	4	0	5
Totals:	39	29	326	146	3	29

PUNTING	No.	Yds	Avg	Long	In20	TB
Lars Rau	2	75	37.5	39	0	0
Totals:	2	75	37.5	39	0	0

RETURNS	Punt			Kickoff			Intercept		
	No	Yds	Lg	No	Yds	Lg	No	Yds	Lg
Kole Wilson	2	-6	0	3	60	23	0	0	0
Ismail Mahdi	0	0	0	3	100	52	0	0	0
Totals:	2	-6	0	6	160	52	0	0	0

GAME 5: Troy

Texas State.....38
Troy17
October 3, 2024 at Veterans Memorial Stadium

SCORING	1	2	3	4	-	F
TEXAS STATE	14	14	10	0		38
TROY	0	10	7	0		17

SCORING SUMMARY

FIRST QUARTER

9:35 TST - Mahdi,Ismail 1 yd run (Shipley,Mason kick)
2:05 TST - Williams,Jaden 10 yd pass from McCloud,Jordan (Shipley,Mason kick)

SECOND QUARTER

10:52 TRO - Dortch,Mojo 7 yd pass from Kilcrease,Tucker (Renfroe,Scott Taylor kick)
9:03 TST - Wilson,Kole 51 yd pass from McCloud,Jordan (Shipley,Mason kick)
3:17 TRO - Renfroe,Scott Taylor 42 yd field goal
2:02 TST - Hobert,Joey 28 yd pass from McCloud,Jordan (Shipley,Mason kick)

THIRD QUARTER

9:47 TST - Shipley,Mason 53 yd field goal
5:34 TST - McCloud,Jordan 42 yd run (Shipley,Mason kick)
3:28 TRO - Ross,Devonte 19 yd pass from Kilcrease,Tucker (Renfroe,Scott Taylor kick)

RUSHING	No.	Gain	Loss	Net	TD	Lg	Avg
Torrance Burgess Jr.	12	86	1	85	0	17	7.1
Jordan McCloud	7	77	5	72	1	42	10.3
Ismail Mahdi	12	36	0	36	1	8	3.0
Deion Hankins	8	22	0	22	0	6	2.8
Totals:	39	221	6	215	2	42	5.5

PASSING	C-A-I	Yds	TD	Long	Sack
Jordan McCloud	20-29-2	252	3	51	2
Totals:	20-29-2	252	3	51	2

RECEIVING	TAR	No.	Yards	YAC	TD	Long
Joey Hobert	8	6	45	16	1	28
Jaden Williams	6	5	73	11	1	20
Kole Wilson	7	4	77	20	1	51
Beau Sparks	4	3	25	7	0	12
Torrance Burgess Jr.	1	1	17	18	0	17
Chris Dawn, Jr.	2	1	15	5	0	15
Totals:	28	20	252	77	3	51

PUNTING	No.	Yds	Avg	Long	In20	TB
Lars Rau	1	35	35.0	35	0	0
David Nunez	1	38	38.0	38	1	0
Totals:	2	73	36.5	38	1	0

RETURNS	Punt			Kickoff			Intercept		
	No	Yds	Lg	No	Yds	Lg	No	Yds	Lg
Kole Wilson	1	13	13	0	0	0	0	0	0
Totals:	1	13	13	0	0	0	0	0	0

GAME 6: Arkansas State

Arkansas State9
Texas State.....41
October 12, 2024 at UFCU Stadium

SCORING	1	2	3	4	-	F
ARKANSAS STATE	3	6	0	0		9
TEXAS STATE	14	3	14	10		41

SCORING SUMMARY

FIRST QUARTER

13:13 ASU - Van Andel,Clune 41 yd field goal
10:54 TXS - Wilson,Kole 53 yd pass from McCloud,Jordan (Shipley,Mason kick)
1:12 TXS - McCloud,Jordan 5 yd run (Shipley,Mason kick)

SECOND QUARTER

11:10 ASU - Van Andel,Clune 40 yd field goal
6:37 TXS - Shipley,Mason 39 yd field goal
0:15 ASU - Van Andel,Clune 25 yd field goal

THIRD QUARTER

13:53 TXS - Williams,Jaden 25 yd pass from McCloud,Jordan (Shipley,Mason kick)
8:08 TXS - Hobert,Joey 30 yd pass from McCloud,Jordan (Shipley,Mason kick)

FOURTH QUARTER

14:56 TXS - Hobert,Joey 8 yd pass from McCloud,Jordan (Shipley,Mason kick)
3:42 TXS - Shipley,Mason 29 yd field goal

RUSHING	No.	Gain	Loss	Net	TD	Lg	Avg
Ismail Mahdi	17	167	3	164	0	45	9.6
Deion Hankins	6	34	4	30	0	13	5.0
Jordan McCloud	5	29	0	29	1	11	5.8
Torrance Burgess Jr.	5	25	0	25	0	10	5.0
Lincoln Pare	4	14	0	14	0	5	3.5
Jaylen Jenkins	2	6	0	6	0	3	3.0
TEAM	1	0	2	-2	0	0	-2.0
Totals:	40	275	9	266	1	45	6.6

PASSING	C-A-I	Yds	TD	Long	Sack
Jordan McCloud	25-30-0	325	4	53	0
Totals:	25-30-0	325	4	53	0

RECEIVING	TAR	No.	Yards	YAC	TD	Long
Joey Hobert	13	10	101	43	2	30
Chris Dawn, Jr.	4	4	67	24	0	24
Kole Wilson	2	2	68	32	1	53
Jaden Williams	3	2	35	4	1	25
Torrance Burgess Jr.	2	2	21	24	0	16
Beau Sparks	2	2	13	9	0	8
Lincoln Pare	1	1	14	9	0	14
Drew Donley	1	1	5	10	0	5
Ismail Mahdi	1	1	1	2	0	1
Konner Fox	1	0	0	0	0	0
Totals:	30	25	325	157	4	53

PUNTING	No.	Yds	Avg	Long	In20	TB
Lars Rau	1	39	39.0	39	0	0
Totals:	1	39	39.0	39	0	0

RETURNS	Punt			Kickoff			Intercept		
	No	Yds	Lg	No	Yds	Lg	No	Yds	Lg
Kole Wilson	0	0	0	1	25	25	0	0	0
Treylin Payne	0	0	0	0	0	0	1	0	0
Totals:	0	0	0	1	25	25	1	0	0
FIELD GOALS	Qtr			Time		Dist		Result	

FIELD GOALS	Qtr	Time	Dist	Result
-------------	-----	------	------	--------



TEAM STATISTICS

	TXST	OPP
Scoring	229	134
Points per game	38.2	22.3
Points Off Turnovers	29	24
First Downs	156	118
Rushing	61	42
Passing	83	58
Penalty	12	18
Rushing Yardage	1112	749
Yards gained rushing	1180	1010
Yards lost rushing	68	261
Rushing attempts	224	224
Average per rush	5.0	3.3
Average per game	185.3	124.8
TDs Rushing	10	9
Passing Yardage	1753	1311
Comp-Att-Int	149-209-5	113-204-3
Average per pass	8.4	6.4
Average per catch	11.8	11.6
Average per game	292.2	218.5
TDs Passing	19	6
Total offense	2865	2060
Total plays	433	428
Average per play	6.6	4.8
Average per game	477.5	343.3
Kick returns: #-Yards	11-261	6-103
Punt returns: #-Yards	11-72	0-0
Int returns: #-Yards	3-23	5-10
Kick return average	23.7	17.2
Punt return average	6.5	0.0
Int return average	7.7	2.0
Fumbles-Lost	10-5	8-5
Penalties-Yards	48-415	45-341
Average per game	69.2	56.8
Punts-Yards	14-512	30-1272
Average per punt	36.6	42.4
Net punt average	35.6	40.8
Kickoffs-Yards	41-2647	30-1819
Average per kick	64.6	60.6
Net kick average	40.7	38.5
Time of possession / game	31:12	28:48
3rd-down conversion	36/77	35/93
3rd-down pct	47%	38%
4rd-down conversion	6/13	6/13



	TXST	OPP
4rd-down pct	46%	46%
Sacks by-Yards	24-192	6-22
Misc Yards	0	0
Touchdowns scored	30	15
Field goals - attempts	6-8	10-12
On-Side kicks	0-0	1-1
Red-zone scores	(16-21) 76%	(18-22) 82%
Red-zone touchdowns	(15-21) 71%	(12-22) 55%
PAT-attempts	(27-28) 96%	(14-14) 100%
2-point conversion-attempts	(2-2) 100%	(0-1) 0%
Attendance	100824	20349
Games / Avg per game	4/25206	1/20349
Neutral site games	-	1/27225

Score by Periods

Team	1st	2nd	3rd	4th	OT	TOT
Texas St.	86	65	48	30	0	229
Opponents	13	51	44	26	0	134



TEXAS STATE GAME-BY-GAME

Date	Opponent	Rushing				Receiving				Passing				Kick Returns				Punt Returns				tot off
		no.	yds	td	lg	no.	yds	td	lg	cmp-att-int	yds	td	lg	no.	yds	td	lg	no.	yds	td	lg	
08/31/2024	Lamar University	41	213	1	25	28	273	3	37	28-40-1	273	3	37	2	40	0	32	5	53	0	18	486
09/07/2024	UTSA	45	195	5	45	18	309	2	60	18-27-1	309	2	60	1	8	0	8	3	12	0	11	504
09/12/2024	Arizona St.	31	132	0	20	29	268	4	44	29-44-1	268	4	44	1	28	0	28	0	0	0	0	400
09/28/2024	vs Sam Houston	28	91	1	18	29	326	3	29	29-39-0	326	3	29	6	160	0	52	2	-6	0	0	417
10/03/2024	at Troy	39	215	2	42	20	252	3	51	20-29-2	252	3	51	0	0	0	0	1	13	0	13	467
10/12/2024	Arkansas St.	40	266	1	45	25	325	4	53	25-30-0	325	4	53	1	25	0	25	0	0	0	0	591
Texas St.		224	1112	10	45	149	1753	19	60	149-209-5	1753	19	60	11	261	0	52	11	72	0	18	2865
Opponents		224	749	9	49	113	1311	6	52	113-204-3	1311	6	52	6	103	0	26	0	0	0	0	2060

Texas St. Averages

Games	Avg/ rush	Avg/ catch	Pass effc	KR avg	PR avg	All purpose avg/game	Total offense avg/game
6	5.0	11.8	167.0	23.7	6.5	536.8	477.5

Date	Opponent	Tackles				Sacks no-yds	Fumble ff fr-yds		Pass Defense int-yds qbh brup			blkd kick	PAT attempts kick rush rcv			off saf t/o pts		
		ua	a	total	tfl-yds													
08/31/2024	Lamar University	24	32	56	10.0-73	7-66	0	0-0	0-0	8	5	0	2-3	0	1	0	0	34
09/07/2024	UTSA	44	18	62	9.0-16	2-3	2	1-12	1-23	11	5	0	7-7	0	0	0	7	49
09/12/2024	Arizona St.	27	44	71	8.0-43	3-33	0	0-0	1-0	4	3	0	4-4	0	0	0	0	28
09/28/2024	vs Sam Houston	60	0	60	7.0-30	3-18	1	1-29	0-0	5	2	0	4-4	0	1	0	8	39
10/03/2024	at Troy	34	28	62	11.0-60	6-48	3	2-2	0-0	3	2	0	5-5	0	0	0	7	38
10/12/2024	Arkansas St.	44	18	62	6.0-36	3-24	1	1-34	1-0	3	5	0	5-5	0	0	0	7	41
Texas St.		233	140	373	51.0-258	24-192	7	5-77	3-23	34	22	0	27-28	0	2	0	29	229
Opponents		228	226	454	23.0-69	6-22	3	5-25	5-10	16	17	0	14-14	0	0	0	24	134

Date	Opponent	Punting										Field Goals			Kickoffs				
		no.	yds	avg	long	blkd	tb	fc	50+	i20	md-att	long	blkd	no.	yds	avg	tb	ob	
08/31/2024	Lamar University	1	28	28.0	28	0	0	1	0	0	2-3	46	0	7	443	63.3	6	0	
09/07/2024	UTSA	4	146	36.5	44	0	0	4	0	2	0-0	0	0	8	517	64.6	7	0	
09/12/2024	Arizona St.	4	151	37.8	52	0	1	2	1	1	0-0	0	0	5	325	65.0	4	0	
09/28/2024	vs Sam Houston	2	75	37.5	39	0	0	2	0	0	1-2	60	0	6	390	65.0	5	0	
10/03/2024	at Troy	2	73	36.5	38	0	0	2	0	1	1-1	53	0	7	454	64.9	6	0	
10/12/2024	Arkansas St.	1	39	39.0	39	0	0	1	0	0	2-2	39	0	8	518	64.8	7	0	
Texas St.		14	512	36.6	52	0	1	12	1	4	6-8	60	0	41	2647	64.6	35	0	
Opponents		30	1272	42.4	56	0	0	11	7	9	10-12	46	0	30	1819	60.6	14	2	



TEXAS STATE vs. OLD DOMINION

OPPONENT GAME-BY-GAME

Date	Opponent	Rushing				Receiving				Passing				Kick Returns				Punt Returns				tot off
		no.	yds	td	lg	no.	yds	td	lg	cmp-att-int	yds	td	lg	no.	yds	td	lg	no.	yds	td	lg	
08/31/2024	Lamar University	29	51	1	19	16	237	2	47	16-34-0	237	2	47	1	20	0	20	0	0	0	0	288
09/07/2024	UTSA	30	65	0	9	24	252	1	44	24-50-1	252	1	44	1	26	0	26	0	0	0	0	317
09/12/2024	Arizona St.	42	101	3	40	19	246	1	52	19-30-1	246	1	52	1	17	0	17	0	0	0	0	347
09/28/2024	vs Sam Houston	57	298	5	28	10	95	0	16	10-19-0	95	0	16	1	11	0	11	0	0	0	0	393
10/03/2024	at Troy	33	63	0	22	19	268	2	35	19-32-0	268	2	35	1	19	0	19	0	0	0	0	331
10/12/2024	Arkansas St.	33	171	0	49	25	213	0	21	25-39-1	213	0	21	1	10	0	10	0	0	0	0	384
Opponents		224	749	9	49	113	1311	6	52	113-204-3	1311	6	52	6	103	0	26	0	0	0	0	2060
Texas St.		225	1117	10	45	148	1748	19	60	148-208-5	1748	19	60	11	261	0	52	11	72	0	18	2865

Opponents Averages

Games	Avg/ rush	Avg/ catch	Pass effic	KR avg	PR avg	All purpose avg/game	Total offense avg/game
6	3.3	11.6	116.1	17.2	0.0	362.2	343.3

Date	Opponent	Tackles				Sacks	Fumble		Pass Defense			blkd kick	PAT attempts			off		
		ua	a	total	tfl-yds		ff	fr-yds	int-yds	qbh	brup		kick	rush	rcv	saf	t/o	pts
08/31/2024	Lamar University	38	56	94	4.0-13	1-6	1	1-0	1-10	0	2	0	3-3	0	0	0	7	27
09/07/2024	UTSA	36	38	74	5.0-12	1-3	0	0-17	1-0	1	2	0	1-1	0	0	0	0	10
09/12/2024	Arizona St.	29	48	77	6.0-20	2-8	1	2-0	1-0	8	4	0	4-4	0	0	0	3	31
09/28/2024	vs Sam Houston	57	2	59	3.0-11	0-0	0	1-0	0-0	2	2	0	4-4	0	0	0	7	40
10/03/2024	at Troy	31	44	75	3.0-6	2-5	1	1-8	2-0	3	3	0	2-2	0	0	0	7	17
10/12/2024	Arkansas St.	37	38	75	2.0-7	0-0	0	0-0	0-0	2	4	0	0-0	0	0	0	0	9
Opponents		228	226	454	23.0-69	6-22	3	5-25	5-10	16	17	0	14-14	0	0	0	24	134
Texas St.		233	140	373	51.0-258	24-192	7	5-77	3-23	34	22	0	27-28	0	2	0	29	229

		Punting										Field Goals			Kickoffs				
Date	Opponent	no.	yds	avg	long	blkd	tb	fc	50+	i20	md-att	long	blkd	no.	yds	avg	tb	ob	
08/31/2024	Lamar University	5	232	46.4	56	0	0	0	2	1	2-2	28	0	5	310	62.0	2	1	
09/07/2024	UTSA	8	302	37.8	54	0	0	2	2	1	1-1	26	0	3	179	59.7	2	0	
09/12/2024	Arizona St.	5	217	43.4	56	0	0	3	1	2	1-2	22	0	6	362	60.3	4	0	
09/28/2024	vs Sam Houston	3	133	44.3	52	0	0	0	1	0	2-3	46	0	8	469	58.6	0	1	
10/03/2024	at Troy	4	177	44.3	47	0	0	3	0	0	1-1	42	0	4	260	65.0	4	0	
10/12/2024	Arkansas St.	5	211	42.2	52	0	0	3	1	5	3-3	41	0	4	239	59.8	2	0	
Opponents		30	1272	42.4	56	0	0	11	7	9	10-12	46	0	30	1819	60.6	14	2	
Texas St.		14	512	36.6	52	0	1	12	1	4	6-8	60	0	41	2647	64.6	35	0	



TEAM COMPARISON GAME-BY-GAME

Opponent	Score	Total	First Downs			Rushing Number-Yards	Passing		Total Offense Plays-Yards	Return Yards	Turn- Overs
			Rush	Pass	Pen		Comp-Att.-Int	Yards			
Lamar University	34-27	30 / 18	14 / 4	13 / 6	3 / 8	41-213 / 29-51	28-40-1 / 16-34-0	273 / 237	81-486 / 63-288	93 / 30	2 / 0
UTSA	49-10	26 / 16	9 / 4	12 / 11	5 / 1	45-195 / 30-65	18-27-1 / 24-50-1	309 / 252	72-504 / 80-317	55 / 43	1 / 2
Arizona St.	28-31	21 / 20	8 / 6	13 / 11	0 / 3	31-132 / 42-101	29-44-1 / 19-30-1	268 / 246	75-400 / 72-347	28 / 17	3 / 1
Sam Houston	39-40	25 / 25	6 / 18	18 / 4	1 / 3	28-91 / 57-298	29-39-0 / 10-19-0	326 / 95	67-417 / 76-393	183 / 11	1 / 1
Troy	38-17	26 / 19	11 / 3	12 / 14	3 / 2	39-215 / 33-63	20-29-2 / 19-32-0	252 / 268	68-467 / 65-331	15 / 27	3 / 2
Arkansas St.	41-9	28 / 20	13 / 7	15 / 12	0 / 1	41-271 / 33-171	24-29-0 / 25-39-1	320 / 213	70-591 / 72-384	59 / 10	0 / 2
Totals	229-134	156 / 118	61 / 42	83 / 58	12 / 18	225-1117 / 224-749	148-208-5 / 113-204-3	1748 / 1311	433-2865 / 428-2060	433 / 138	10 / 8

Opponents	3rd Down Conversion	4th Down Conversion	Time of Possession	TOP Margin	Avg Yds/Rush	Avg Yds/Pass	Avg Yds/Play	Punting Number-Avg	Penalties Number-Yards	Sacks
Lamar University	7-14 / 3-14	1-2 / 1-3	32:04 / 27:56	04:08	5.2 / 1.8	6.8 / 7.0	6.0 / 4.6	1-28.0 / 5-46.4	16-156.0 / 12-106.0	7 / 1
UTSA	4-13 / 7-20	2-3 / 2-4	33:13 / 26:47	06:26	4.3 / 2.2	11.4 / 5.0	7.0 / 4.0	4-36.5 / 8-37.8	3-19.0 / 10-73.0	2 / 1
Arizona St.	8-17 / 7-16	2-4 / 1-2	29:44 / 30:16	-00:32	4.3 / 2.4	6.1 / 8.2	5.3 / 4.8	4-37.8 / 5-43.4	8-69.0 / 8-34.0	3 / 2
Sam Houston	5-11 / 5-13	1-3 / 1-1	25:38 / 34:22	-08:44	3.3 / 5.2	8.4 / 5.0	6.2 / 5.2	2-37.5 / 3-44.3	11-88.0 / 6-40.0	3 / 0
Troy	6-12 / 6-13	0-0 / 0-2	31:27 / 28:33	02:54	5.5 / 1.9	8.7 / 8.4	6.9 / 5.1	2-36.5 / 4-44.3	3-35.0 / 4-53.0	6 / 2
Arkansas St.	6-10 / 7-17	0-1 / 1-1	35:04 / 24:56	10:08	6.6 / 5.2	11.0 / 5.5	8.4 / 5.3	1-39.0 / 5-42.2	7-48.0 / 5-35.0	3 / 0
Totals	36-77 / 35-93	6-13 / 6-13	187:10 / 172:50	14:20	5.0 / 3.3	8.4 / 6.4	6.6 / 4.8	14-36.6 / 30-42.4	48-415.0 / 45-341.0	24 / 6

Note: Game totals are displayed in the format TEAM/OPPONENT for each category



TEXAS STATE INDIVIDUAL STATISTICS

Rushing

Player	gp	att	gain	loss	net	avg	td	lg	avg/g
Ismail Mahdi	6	97	526	19	507	5.2	2	45	84.5
Jordan McCloud	6	33	218	16	202	6.1	4	42	33.7
Lincoln Pare	6	33	186	7	179	5.4	3	45	29.8
Torrance Burgess Jr.	5	24	138	1	137	5.7	0	17	27.4
Deion Hankins	6	23	73	6	67	2.9	1	13	11.2
Jaylen Jenkins	2	3	17	0	17	5.7	0	11	8.5
RJ Martinez	3	3	15	7	8	2.7	0	15	2.7
Joey Hobert	6	3	7	1	6	2.0	0	7	1.0
Team	6	5	0	11	-11	-2.2	0	0	-1.8
Total	6	224	1180	68	1112	5.0	10	45	185.3
Opponents	6	224	1010	261	749	3.3	9	49	124.8

Punt Returns

Player	no.	yds	avg	td	lg
Kole Wilson	11	72	6.5	0	18
Total	11	72	6.5	0	18
Opponents	0	0	0.0	0	0

Interceptions

Player	no.	yds	avg	td	lg
Chris Mills	1	0	0.0	0	0
Treylin Payne	1	0	0.0	0	0
Bobby Crosby	1	23	23.0	0	23
Total	3	23	7.7	0	23
Opponents	5	10	2.0	0	10

Passing

Player	gp	effic	comp-att-int	pct	yds	td	lg	avg/g
Jordan McCloud	6	170.4	142-199-5	71.4	1718	19	60	286.3
RJ Martinez	3	99.4	7-10-0	70.0	35	0	12	11.7
Total	6	167.0	149-209-5	71.3	1753	19	60	292.2
Opponents	6	116.1	113-204-3	55.4	1311	6	52	218.5

Kick Returns

Player	no.	yds	avg	td	lg
Ismail Mahdi	5	140	28.0	0	52
Kole Wilson	5	113	22.6	0	28
Drew Donley	1	8	8.0	0	8
Total	11	261	23.7	0	52
Opponents	6	103	17.2	0	26

Receiving

Player	gp	no.	yds	avg	td	lg	avg/g
Joey Hobert	6	42	411	9.8	7	37	68.5
Jaden Williams	6	29	400	13.8	5	44	66.7
Kole Wilson	6	20	276	13.8	3	53	46.0
Chris Dawn, Jr.	6	18	304	16.9	3	60	50.7
Beau Sparks	6	13	129	9.9	1	20	21.5
Ismail Mahdi	6	12	90	7.5	0	37	15.0
Konner Fox	6	7	62	8.9	0	20	10.3
Torrance Burgess Jr.	5	4	42	10.5	0	17	8.4
Lincoln Pare	6	2	25	12.5	0	14	4.2
Drew Donley	6	1	5	5.0	0	5	0.8
Titus Lyons	6	1	9	9.0	0	9	1.5
Total	6	149	1753	11.8	19	60	292.2
Opponents	6	113	1311	11.6	6	52	218.5

Fumble Returns

Player	no.	yds	avg	td	lg
Kaleb Culp	1	34	34.0	0	34
Kenny Haynes	1	29	29.0	1	29
Ryan Nolan	2	14	7.0	0	12
Darius Jackson	1	0	0.0	0	0
Total	5	77	15.4	1	34
Opponents	5	25	5.0	0	17



TEXAS STATE INDIVIDUAL STATISTICS

Field Goals

Player	fg	pct.	01-19	20-29	30-39	40-49	50-99	lg	blk
Mason Shipley	6-8	75.0	0-0	1-1	1-2	2-3	2-2	60	0
Opponents	10-12	83.3	0-0	6-6	0-0	4-4	0-2	46	0

Scoring

Player	td	fg	PAT					dxp	saf	pts
			kick	rush	rcv	pass				
Mason Shipley	-	6-8	27-28	-	-	1	-	-	-	45
Joey Hobert	7	-	-	-	-	-	-	-	-	42
Jaden Williams	5	-	-	-	-	-	-	-	-	30
Jordan McCloud	4	-	-	-	-	-	-	-	-	24
Lincoln Pare	3	-	-	-	-	-	-	-	-	18
Kole Wilson	3	-	-	-	-	-	-	-	-	18
Chris Dawn, Jr.	3	-	-	-	-	-	-	-	-	18
Ismail Mahdi	2	-	-	-	-	-	-	-	-	12
Kenny Haynes	1	-	-	-	-	-	-	-	-	6
Deion Hankins	1	-	-	-	-	-	-	-	-	6
Beau Sparks	1	-	-	-	-	-	-	-	-	6
Konner Fox	-	-	-	-	1	-	-	-	-	2
David Nunez	-	-	-	-	1	1	-	-	-	2
Total	30	6-8	27-28	0	2	2	0	0	0	229
Opponents	15	10-12	14-14	0	0	0	0	0	0	134

Score by Periods

Team	1st	2nd	3rd	4th	OT	TOT
Texas St.	86	65	48	30	0	229
Opponents	13	51	44	26	0	134

Punting

Player	no.	yds	avg	lg	tb	fc	i20	50+	blk
Lars Rau	8	278	34.8	39	0	8	0	0	0
David Nunez	6	234	39.0	52	1	4	4	1	0
Total	14	512	36.6	52	1	12	4	1	0
Opponents	30	1272	42.4	56	0	11	9	7	0

Punt Returns

Player	no.	yds	avg	td	lg
Kole Wilson	11	72	6.5	0	18
Total	11	72	6.5	0	18
Opponents	0	0	0.0	0	0

Kick Returns

Player	no.	yds	avg	td	lg
Ismail Mahdi	5	140	28.0	0	52
Kole Wilson	5	113	22.6	0	28
Drew Donley	1	8	8.0	0	8
Total	11	261	23.7	0	52
Opponents	6	103	17.2	0	26

All Purpose

Player	g	rush	rcv	pr	kr	ir	total	avg/g
Ismail Mahdi	6	507	90	0	140	0	737	122.8
Kole Wilson	6	0	276	72	113	0	461	76.8
Joey Hobert	6	6	411	0	0	0	417	69.5
Jaden Williams	6	0	400	0	0	0	400	66.7
Chris Dawn, Jr.	6	0	304	0	0	0	304	50.7
Lincoln Pare	6	179	25	0	0	0	204	34.0
Jordan McCloud	6	202	0	0	0	0	202	33.7
Torrance Burgess Jr.	5	137	42	0	0	0	179	35.8
Beau Sparks	6	0	129	0	0	0	129	21.5
Deion Hankins	6	67	0	0	0	0	67	11.2
Konner Fox	6	0	62	0	0	0	62	10.3
Bobby Crosby	4	0	0	0	0	23	23	5.8
Jaylen Jenkins	2	17	0	0	0	0	17	8.5
Drew Donley	6	0	5	0	8	0	13	2.2
Titus Lyons	6	0	9	0	0	0	9	1.5
RJ Martinez	3	8	0	0	0	0	8	2.7
Total	6	1112	1753	72	261	23	3221	536.8
Opponents	6	749	1311	0	103	10	2173	362.2

Total Offense

Player	g	plays	rush	pass	total	avg/g
Jordan McCloud	6	232	202	1718	1920	320.0
Ismail Mahdi	6	97	507	0	507	84.5
Lincoln Pare	6	33	179	0	179	29.8
Torrance Burgess Jr.	5	24	137	0	137	27.4
Deion Hankins	6	23	67	0	67	11.2
RJ Martinez	3	13	8	35	43	14.3
Jaylen Jenkins	2	3	17	0	17	8.5
Joey Hobert	6	3	6	0	6	1.0
Total	6	433	1112	1753	2865	477.5
Opponents	6	428	749	1311	2060	343.3



TEXAS STATE vs. OLD DOMINION

TEXAS STATE DEFENSIVE STATISTICS

Team Defense

			Tackles				Sacks	Pass defense			Fumbles		blkd	
##	Player	gp	ua	a	tot	tfl/yds	no-yds	int-yds	brup	qbh	fr-yds	ff	kick	saf
10	Jordan Polk	6	21	17	38	2.5-10	1-8	.	1	2	.	2	.	.
0	Steven Parker	6	12	10	22	7.5-36	4-28	.	.	1	.	1	.	.
2	Max Harris	6	13	8	21	2-6	0.5-5	.	.	2
7	Chris Mills	6	15	4	19	2.5-10	0.5-6	1-0	3
19	Kaleb Culp	6	11	8	19	0.5-1	1-34	.	.	.
14	Kenny Haynes	6	10	7	17	0.5-2	1-29	.	.	.
15	Brice Bass	6	10	7	17	1.5-10	1-10	.	1	5
32	Ryan Nolan	5	11	6	17	2-14	.	.	.
1	Joshua Eaton	6	12	4	16	1-15	1-15	.	4
27	Bobby Crosby	4	13	3	16	1-1	.	1-23	3
25	James Neal	6	9	6	15	1-2	.	.	1	1	.	1	.	.
24	Trez Moore	6	12	2	14	2-8	.	.	1	1
12	Tory Spears	2	9	4	13
17	Dominique Ratcliff	6	6	7	13	2-11	1-7	.	.	2
33	Ben Bell	4	6	7	13	6-39	3.5-33	.	2	6	.	1	.	.
6	Jo'Laison Landry	6	9	3	12	4.5-32	3.5-23	.	.	2	.	1	.	.
29	Treylin Payne	6	8	2	10	.	.	1-0
22	Kalil Alexander	6	5	5	10	4.5-32	4.5-32	.	1	4
13	Mannie Nunnery	5	6	3	9	1-10	1-10
8	Tavian Coleman	6	3	6	9	2.5-7	0.5-4	.	.	3
3	Terry Webb	6	1	7	8	1-2	.	.	.	1
20	Justin Harris	6	3	4	7	1-3
5	Darius Jackson	6	4	2	6	.	.	.	1	.	1-0	.	.	.
92	Alex Merritt	6	2	3	5	1-3	.	.	.	1
30	Tunmise Adeleye	6	3	2	5	3-12	2-11	.	.	1
21	Canden Grogan	6	4	.	4
90	Amipeleasi Langi Jr.	3	1	2	3	0.5-0
16	Donte Thompson	5	3	.	3	1-2	.	.	2
9	Caleb Coleman	3	2	.	2
18	Derick Mourning, Jr.	6	2	.	2	1	.	.
35	Will Mitchell	6	2	.	2	1-4
99	Kamren Washington	4	.	1	1
0	Jaden Williams	6	1	.	1
4	Alonzo Edwards, Jr.	3	1	.	1	.	.	.	1
2	Kole Wilson	6	1	.	1
26	Michael Boudoin III	6	1	.	1
31	Kameron Pearson	6	1	.	1
13	Griffin Moore	4	1
34	Jermy Jackson Jr.	1	1
42	Tymere Jackson	2	1
	Totals	6	233	140	373	51-258	24-192	3-23	22	34	5-77	7	0	0
	Opponents	6	228	226	454	23-69	6-22	5-10	17	16	5-25	3	0	0



TEXAS STATE TEAM GAME HIGHS

Texas St. - Game Highs

RUSHES	45	UTSA (09/07/2024)
YARDS RUSHING	266	Arkansas St. (10/12/2024)
YARDS PER RUSH	6.7	Arkansas St. (10/12/2024)
TD RUSHES	5	UTSA (09/07/2024)
PASS ATTEMPTS	44	Arizona St. (09/12/2024)
PASS COMPLETIONS	29	vs Sam Houston (N) (09/28/2024)
	29	Arizona St. (09/12/2024)
YARDS PASSING	326	vs Sam Houston (N) (09/28/2024)
YARDS PER PASS	11.4	UTSA (09/07/2024)
TD PASSES	4	Arkansas St. (10/12/2024)
	4	Arizona St. (09/12/2024)
TOTAL PLAYS	81	Lamar University (08/31/2024)
TOTAL OFFENSE	591	Arkansas St. (10/12/2024)
YARDS PER PLAY	8.4	Arkansas St. (10/12/2024)
POINTS	49	UTSA (09/07/2024)
SACKS BY	7	Lamar University (08/31/2024)
FIRST DOWNS	30	Lamar University (08/31/2024)
PENALTIES	16	Lamar University (08/31/2024)
PENALTY YARDS	156	Lamar University (08/31/2024)
TURNOVERS	3	at Troy (10/03/2024)
	3	Arizona St. (09/12/2024)
PUNTS	4	Arizona St. (09/12/2024)
	4	UTSA (09/07/2024)
PUNTING AVG	39.0	Arkansas St. (10/12/2024)
LONG PUNT	52	Arizona St. (09/12/2024)
PUNTS INSIDE 20	2	UTSA (09/07/2024)
LONG PUNT RETURN	18	Lamar University (08/31/2024)



TEXAS STATE INDIVIDUAL GAME HIGHS

Texas St. - Individual Game Highs

RUSHES	28	Ismail Mahdi vs Lamar University (08/31/2024)
YARDS RUSHING	164	Ismail Mahdi vs Arkansas St. (10/12/2024)
TD RUSHES	2	Lincoln Pare vs UTSA (09/07/2024)
	2	Jordan McCloud vs UTSA (09/07/2024)
LONG RUSH	45	Ismail Mahdi vs Arkansas St. (10/12/2024)
	45	Lincoln Pare vs UTSA (09/07/2024)
PASS ATTEMPTS	44	Jordan McCloud vs Arizona St. (09/12/2024)
PASS COMPLETIONS	29	Jordan McCloud vs Sam Houston (N) (09/28/2024)
	29	Jordan McCloud vs Arizona St. (09/12/2024)
YARDS PASSING	326	Jordan McCloud vs Sam Houston (N) (09/28/2024)
TD PASSES	4	Jordan McCloud vs Arkansas St. (10/12/2024)
	4	Jordan McCloud vs Arizona St. (09/12/2024)
LONG PASS	60	Jordan McCloud vs UTSA (09/07/2024)
RECEPTIONS	10	Joey Hobert vs Arkansas St. (10/12/2024)
	10	Jaden Williams vs Sam Houston (N) (09/28/2024)
YARDS RECEIVING	150	Chris Dawn, Jr. vs UTSA (09/07/2024)
TD RECEPTIONS	2	Joey Hobert vs Arkansas St. (10/12/2024)
	2	Joey Hobert vs Sam Houston (N) (09/28/2024)
	2	Jaden Williams vs Arizona St. (09/12/2024)
	2	Chris Dawn, Jr. vs UTSA (09/07/2024)
	2	Joey Hobert vs Lamar University (08/31/2024)
LONG RECEPTION	60	Chris Dawn, Jr. vs UTSA (09/07/2024)
PUNTS	2	Lars Rau vs Sam Houston (N) (09/28/2024)
	2	David Nunez vs Arizona St. (09/12/2024)
	2	Lars Rau vs Arizona St. (09/12/2024)
	2	David Nunez vs UTSA (09/07/2024)
	2	Lars Rau vs UTSA (09/07/2024)
PUNTING AVG	43.5	David Nunez vs Arizona St. (09/12/2024)
LONG PUNT	52	David Nunez vs Arizona St. (09/12/2024)
PUNTS INSIDE 20	2	David Nunez vs UTSA (09/07/2024)
LONG PUNT RETURN	18	Kole Wilson vs Lamar University (08/31/2024)
LONG KICKOFF RETURN	52	Ismail Mahdi vs Sam Houston (N) (09/28/2024)
TACKLES	11	Jordan Polk vs UTSA (09/07/2024)
SACKS	2.5	Jo'Laison Landry at Troy (10/03/2024)
TACKLES FOR LOSS	4	Steven Parker at Troy (10/03/2024)



OPPONENT TEAM GAME HIGHS

Opponent - Game Highs

RUSHES	57	vs Sam Houston (N) (09/28/2024)
YARDS RUSHING	298	vs Sam Houston (N) (09/28/2024)
YARDS PER RUSH	5.2	vs Sam Houston (N) (09/28/2024)
TD RUSHES	5	vs Sam Houston (N) (09/28/2024)
PASS ATTEMPTS	50	UTSA (09/07/2024)
PASS COMPLETIONS	25	Arkansas St. (10/12/2024)
YARDS PASSING	268	at Troy (10/03/2024)
YARDS PER PASS	8.4	at Troy (10/03/2024)
TD PASSES	2	at Troy (10/03/2024)
	2	Lamar University (08/31/2024)
TOTAL PLAYS	80	UTSA (09/07/2024)
TOTAL OFFENSE	393	vs Sam Houston (N) (09/28/2024)
YARDS PER PLAY	5.3	Arkansas St. (10/12/2024)
POINTS	40	vs Sam Houston (N) (09/28/2024)
SACKS BY	2	at Troy (10/03/2024)
	2	Arizona St. (09/12/2024)
FIRST DOWNS	25	vs Sam Houston (N) (09/28/2024)
PENALTIES	12	Lamar University (08/31/2024)
PENALTY YARDS	106	Lamar University (08/31/2024)
TURNOVERS	2	Arkansas St. (10/12/2024)
	2	at Troy (10/03/2024)
	2	UTSA (09/07/2024)
PUNTS	8	UTSA (09/07/2024)
PUNTING AVG	46.4	Lamar University (08/31/2024)
LONG PUNT	56	Arizona St. (09/12/2024)
	56	Lamar University (08/31/2024)
PUNTS INSIDE 20	5	Arkansas St. (10/12/2024)
LONG PUNT RETURN	0	Arkansas St. (10/12/2024)
	0	at Troy (10/03/2024)
	0	vs Sam Houston (N) (09/28/2024)
	0	Arizona St. (09/12/2024)
	0	UTSA (09/07/2024)
	0	Lamar University (08/31/2024)



OPPONENT TEAM GAME LOWS

Opponent - Game Lows

RUSHES	29	Lamar University (08/31/2024)
YARDS RUSHING	51	Lamar University (08/31/2024)
YARDS PER RUSH	1.8	Lamar University (08/31/2024)
TD RUSHES	0	Arkansas St. (10/12/2024)
	0	at Troy (10/03/2024)
	0	UTSA (09/07/2024)
PASS ATTEMPTS	19	vs Sam Houston (N) (09/28/2024)
PASS COMPLETIONS	10	vs Sam Houston (N) (09/28/2024)
YARDS PASSING	95	vs Sam Houston (N) (09/28/2024)
YARDS PER PASS	5.0	vs Sam Houston (N) (09/28/2024)
TD PASSES	0	Arkansas St. (10/12/2024)
	0	vs Sam Houston (N) (09/28/2024)
TOTAL PLAYS	63	Lamar University (08/31/2024)
TOTAL OFFENSE	288	Lamar University (08/31/2024)
YARDS PER PLAY	4.0	UTSA (09/07/2024)
POINTS	9	Arkansas St. (10/12/2024)
SACKS BY	0	Arkansas St. (10/12/2024)
	0	vs Sam Houston (N) (09/28/2024)
FIRST DOWNS	16	UTSA (09/07/2024)
PENALTIES	4	at Troy (10/03/2024)
PENALTY YARDS	34	Arizona St. (09/12/2024)
INTERCEPTIONS BY	0	Arkansas St. (10/12/2024)
	0	vs Sam Houston (N) (09/28/2024)
PUNTS	3	vs Sam Houston (N) (09/28/2024)
PUNTING AVG	37.8	UTSA (09/07/2024)
LONG PUNT	47	at Troy (10/03/2024)
PUNTS INSIDE 20	0	at Troy (10/03/2024)
	0	vs Sam Houston (N) (09/28/2024)
LONG PUNT RETURN	0	Arkansas St. (10/12/2024)
	0	at Troy (10/03/2024)
	0	vs Sam Houston (N) (09/28/2024)
	0	Arizona St. (09/12/2024)
	0	UTSA (09/07/2024)
	0	Lamar University (08/31/2024)



OPPONENT INDIVIDUAL GAME HIGHS

Opponent - Individual Game Highs

RUSHES	27	Hunter Watson vs Sam Houston (N) (09/28/2024)
YARDS RUSHING	117	Ja'Quez Cross vs Arkansas St. (10/12/2024)
TD RUSHES	3	Jay Ducker vs Sam Houston (N) (09/28/2024)
LONG RUSH	49	Ja'Quez Cross vs Arkansas St. (10/12/2024)
PASS ATTEMPTS	38	Jaylen Raynor vs Arkansas St. (10/12/2024)
PASS COMPLETIONS	24	Jaylen Raynor vs Arkansas St. (10/12/2024)
YARDS PASSING	249	Tucker Kilcrease at Troy (10/03/2024)
TD PASSES	2	Tucker Kilcrease at Troy (10/03/2024)
	2	Robert Coleman vs Lamar University (08/31/2024)
LONG PASS	52	Sam Leavitt vs Arizona St. (09/12/2024)
RECEPTIONS	6	Corey Rucker vs Arkansas St. (10/12/2024)
	6	Ja'Quez Cross vs Arkansas St. (10/12/2024)
	6	Jordyn Tyson vs Arizona St. (09/12/2024)
	6	Devin McCuin vs UTSA (09/07/2024)
	6	Kyndon Fuselier vs Lamar University (08/31/2024)
YARDS RECEIVING	120	Jordyn Tyson vs Arizona St. (09/12/2024)
TD RECEPTIONS	1	Mojo Dortch at Troy (10/03/2024)
	1	Devonte Ross at Troy (10/03/2024)
	1	Jordyn Tyson vs Arizona St. (09/12/2024)
	1	Willie McCoy vs UTSA (09/07/2024)
	1	Sevonne Rhea vs Lamar University (08/31/2024)
	1	Jayden Boyd vs Lamar University (08/31/2024)
LONG RECEPTION	52	Jordyn Tyson vs Arizona St. (09/12/2024)
FIELD GOALS	3	Clune Van Andel vs Arkansas St. (10/12/2024)
LONG FIELD GOALS	46	Christian Pavon vs Sam Houston (N) (09/28/2024)
PUNTS	7	Caille Hogan vs UTSA (09/07/2024)
PUNTING AVG	50.0	Chase Allen vs UTSA (09/07/2024)
LONG PUNT	56	Kanyon Floyd vs Arizona St. (09/12/2024)
	56	Chase Leon vs Lamar University (08/31/2024)
PUNTS INSIDE 20	5	Ryan Heicher vs Arkansas St. (10/12/2024)
LONG PUNT RETURN	none	
LONG KICKOFF RETURN	26	Willie McCoy vs UTSA (09/07/2024)
TACKLES	13	Myles Rowser vs Arizona St. (09/12/2024)
SACKS	1	Darrell Starling at Troy (10/03/2024)
	1	Jah-Mal Williams at Troy (10/03/2024)
	1	Clayton Smith vs Arizona St. (09/12/2024)
	1	Blazen Lono-Wong vs Arizona St. (09/12/2024)
	1	Jimmori Robinson vs UTSA (09/07/2024)
TACKLES FOR LOSS	2	Marvin Ham vs Arkansas St. (10/12/2024)
	2	Shamari Simmons vs Arizona St. (09/12/2024)
INTERCEPTIONS	1	Jordan Stringer at Troy (10/03/2024)
	1	LJ Green at Troy (10/03/2024)
	1	Xavion Alford vs Arizona St. (09/12/2024)
	1	Zach Morris vs UTSA (09/07/2024)
	1	Codey Martin vs Lamar University (08/31/2024)



TEXAS STATE PASSING GAME-BY-GAME

#3 Jordan McCloud	Comp	Att	Int	Pct	Yards	TD	Long	Sacked	Effic.
Lamar University	21	30	1	70.0	238	3	37	0-0	163.0
UTSA	18	27	1	66.7	309	2	60	1-3	179.8
Arizona St.	29	44	1	65.9	268	4	44	2-8	142.5
Sam Houston	29	39	0	74.4	326	3	29	0-0	170.0
Troy	20	29	2	69.0	252	3	51	2-5	162.3
Arkansas St.	25	30	0	83.3	325	4	53	0-0	218.3
Totals	142	199	5	71.4	1718	19	60	5-16	170.4

#15 RJ Martinez	Comp	Att	Int	Pct	Yards	TD	Long	Sacked	Effic.
Lamar University	7	10	0	70.0	35	0	12	1-6	99.4
Totals	7	10	0	70.0	35	0	12	1-6	99.4

TEXAS STATE RUSHING/RECEIVING GAME-BY-GAME

Rushing

Player	No-Yds/TD	Lamar	UTSA	ASU	SHSU	TROY	ASU
Ismail Mahdi	97-507/2	28-156/1	9-26/0	14-68/0	17-57/0	12-36/1	17-164/0
Jordan McCloud	33-202/4	3-9/0	6-30/2	8-45/0	4-17/0	7-72/1	5-29/1
Lincoln Pare	33-179/3	6-24/0	11-109/2	6-22/0	6-10/1	-	4-14/0
Torrance Burgess Jr.	24-137/0	DNP	7-27/0	-	-	12-85/0	5-25/0
Deion Hankins	23-67/1	1-4/0	8-11/1	-	-	8-22/0	6-30/0
Jaylen Jenkins	3-17/0	1-11/0	DNP	DNP	DNP	DNP	2-6/0
RJ Martinez	3-8/0	2-9/0	1--1/0	DNP	DNP	DNP	-
Joey Hobert	3-6/0	-	-	2--1/0	1-7/0	-	-

Receiving

Player	No-Yds/TD	Lamar	UTSA	ASU	SHSU	TROY	ASU
Joey Hobert	42-411/7	6-91/2	4-52/0	8-47/0	8-75/2	6-45/1	10-101/2
Jaden Williams	29-400/5	7-69/1	1-15/0	4-75/2	10-133/0	5-73/1	2-35/1
Kole Wilson	20-276/3	7-65/0	1-18/0	4-37/0	2-11/1	4-77/1	2-68/1
Chris Dawn, Jr.	18-304/3	2-13/0	5-150/2	3-21/1	3-38/0	1-15/0	4-67/0
Beau Sparks	13-129/1	2-14/0	-	5-60/1	1-17/0	3-25/0	2-13/0
Ismail Mahdi	12-90/0	1-0/0	4-56/0	5-28/0	1-5/0	-	1-1/0
Konner Fox	7-62/0	2-12/0	2-14/0	-	3-36/0	-	-
Torrance Burgess Jr.	4-42/0	DNP	1-4/0	-	-	1-17/0	2-21/0
Lincoln Pare	2-25/0	-	-	-	1-11/0	-	1-14/0
Titus Lyons	1-9/0	1-9/0	-	-	-	-	-
Drew Donley	1-5/0	-	-	-	-	-	1-5/0



TEXAS STATE RETURNS GAME-BY-GAME

Punt Returns

Player	No-Yds	Lamar	UTSA	ASU	SHSU	TROY	ASU
Kole Wilson	11-72	5-53	3-12	-	2--6	1-13	-

Kick Returns

Player	No-Yds	Lamar	UTSA	ASU	SHSU	TROY	ASU
Ismail Mahdi	5-140	2-40	-	-	3-100	-	-
Kole Wilson	5-113	-	-	1-28	3-60	-	1-25
Drew Donley	1-8	-	1-8	-	-	-	-

Interceptions Returns

Player	No-Yds	Lamar	UTSA	ASU	SHSU	TROY	ASU
Bobby Crosby	1-23	-	1-23	-	-	DNP	DNP
Chris Mills	1-0	-	-	1-0	-	-	-
Treylin Payne	1-0	-	-	-	-	-	1-0

Fumble Returns

Player	No-Yds	Lamar	UTSA	ASU	SHSU	TROY	ASU
Ryan Nolan	2-14	-	1-12	DNP	-	1-2	-
Kaleb Culp	1-34	-	-	-	-	-	1-34
Kenny Haynes	1-29	-	-	-	1-29	-	-
Darius Jackson	1-0	-	-	-	-	1-0	-

TEXAS STATE TACKLES FOR LOSS GAME-BY-GAME

Player	UA-A	Total	Lamar	UTSA	ASU	SHSU	TROY	ASU
Steven Parker	6-3	7.5	0.5-1	-	1.0-11	1.0-1	4.0-17	1.0-6
Ben Bell	5-2	6.0	1.5-20	2.5-7	2.0-12	DNP	DNP	-
Jo'Laison Landry	4-1	4.5	-	-	-	2.0-14	2.5-18	-
Kalil Alexander	3-3	4.5	1.5-10	0.5-0	-	1.0-3	1.5-19	-
Tunmise Adeleye	2-2	3.0	1.5-10	0.5-1	1.0-1	-	-	-
Chris Mills	2-1	2.5	-	-	1.5-8	-	-	1.0-2
Tavian Coleman	2-1	2.5	0.5-4	-	1.0-2	1.0-1	-	-
Jordan Polk	2-1	2.5	-	1.5-2	-	-	-	1.0-8
Trez Moore	2-0	2.0	-	1.0-2	-	-	-	1.0-6
Max Harris	1-2	2.0	-	-	0.5-5	1.0-1	0.5-0	-
Dominique Ratcliff	1-2	2.0	1.5-9	-	0.5-2	-	-	-
Brice Bass	1-1	1.5	-	0.5-0	-	1.0-10	-	-
Joshua Eaton	1-0	1.0	1.0-15	-	-	-	-	-
Terry Webb	1-0	1.0	-	-	-	-	1.0-2	-
Mannie Nunnery	1-0	1.0	-	-	DNP	-	-	1.0-10
Donte Thompson	1-0	1.0	-	1.0-2	-	DNP	-	-
Justin Harris	1-0	1.0	-	-	-	-	1.0-3	-
James Neal	1-0	1.0	1.0-2	-	-	-	-	-
Bobby Crosby	1-0	1.0	-	1.0-1	-	-	DNP	DNP
Will Mitchell	1-0	1.0	-	-	-	-	-	1.0-4
Alex Merritt	0-2	1.0	0.5-2	-	-	-	0.5-1	-
Kenny Haynes	0-1	0.5	-	-	0.5-2	-	-	-
Kaleb Culp	0-1	0.5	-	0.5-1	-	-	-	-
Amipleasi Langi Jr.	0-1	0.5	0.5-0	-	-	DNP	DNP	DNP

TEXAS STATE SACKS GAME-BY-GAME

Player	UA-A	Total	Lamar	UTSA	ASU	SHSU	TROY	ASU
Kalil Alexander	3-3	4.5	1.5-10	0.5-0	-	1-3	1.5-19	-
Steven Parker	3-2	4	-	-	1-11	-	2-11	1-6
Jo'Laison Landry	3-1	3.5	-	-	-	1-5	2.5-18	-
Ben Bell	3-1	3.5	1.5-20	1-2	1-11	DNP	DNP	-
Tunmise Adeleye	1-2	2	1.5-10	0.5-1	-	-	-	-
Joshua Eaton	1-0	1	1-15	-	-	-	-	-
Jordan Polk	1-0	1	-	-	-	-	-	1-8
Mannie Nunnery	1-0	1	-	-	DNP	-	-	1-10
Brice Bass	1-0	1	-	-	-	1-10	-	-
Dominique Ratcliff	1-0	1	1-7	-	-	-	-	-
Max Harris	0-1	0.5	-	-	0.5-5	-	-	-



THE LAST TIME IT HAPPENED

TEXAS STATE...

Had 30 first downs..... Lamar (3), 8/31/24
 Had fewer than 10 first downs.....at Arkansas (8), 9/17/16
 Had 200 yards rushing.....vs. Arkansas State (271), 10/12/24
 Had 300 yards rushing.....vs. Jackson State (399), 9/16/23
 Had 400 yards rushing.....vs. New Mexico State (446), 12/1/12
 Had fewer than 100 yards rushing.....vs. Sam Houston (91), 9/28/24
 Completed 25 passes.....vs. Arkansas State (25), 10/12/24
 Completed 30 passes.....at Arkansas State (37), 11/18/23
 Attempted 40 passes.....Arizona State (44), 9/12/24
 Attempted 50 passes.....at Arkansas State (55), 11/18/23
 Attempted fewer than 10 passes.....n/a
 Had 300 yards passing.....vs. Arkansas State (320), 10/12/24
 Had 400 yards passing.....vs. New Mexico State (400), 11/4/17
 Had fewer than 100 yards passing.....at Coastal Carolina (81), 11/11/23
 Had 5 touchdown passes.....vs. UIW (6), 10/1/16
 Had 500 yards of total offense.....vs. Arkansas State (591), 10/12/24
 Had 550 yards of total offense.....vs. Arkansas State (591), 10/12/24
 Had fewer than 100 yards of total offense.....n/a
 Had 70 total plays.....vs. Arkansas State (70), 10/12/24
 Had 80 total plays.....Lamar (81), 8/31/24
 Scored 40 points.....vs. Arkansas State (41), 10/12/24
 Scored 50 points.....South Alabama (52), 11/25/23
 Scored 60 points.....vs. Jackson State (77), 9/16/23
 Scored a safety.....vs. Southern Miss, 9/19/15
 Scored a defensive 2-point conversion.....n/a
 Scored a defensive TD.....vs. Sam Houston, 9/28/24
Kenny Haynes, 29 yd fumble return
 Scored a special teams TD.....South Alabama, 11/25/23
Kole Wilson 100-yd kick return
 Scored a TD on offense, defense and special teams.....
South Alabama, 11/25/23
 Scored a TD on its first offensive snap of the game.....n/a
 Scored a TD on the first offensive snap of the game.....n/a
 Returned a punt for a TD.....vs. UTSA, 9/12/20
Jeremiah Haydel, 91 yards
 Returned a blocked punt for a TD.....vs. Georgia Southern, 11/13/21
Kenny Haynes, 0 yards
 Returned a blocked FG for a TD.....vs. USA, 10/24/15
Brandon McDowell, 100 yards
 Returned a kickoff for a TD.....South Alabama, 11/25/23
Kole Wilson, 100 yds
 Returned an interception for a TD.....vs. Rice, 12/26/23
Brian Holloway, twice (36 yd return and 48 yd return)
 Returned a fumble for a TD.....vs. Sam Houston, 9/28/24
Kenny Haynes, 29 yds
 Was held scoreless.....at Louisiana, 10/30/21
 Was held scoreless in a half.....vs. Nevada (1st half), 9/23/23
 Was held scoreless in the first half.....vs. Nevada, 9/23/23
 Was held scoreless in the second half.....at #17 Baylor, 9/17/22
 Was held scoreless at home.....vs. Northwestern State, 11/2/96
 Was held scoreless on the road.....at Louisiana, 10/30/21
 Did not score a touchdown.....at Louisiana, 10/30/21
 Did not score an offensive touchdown.....at Louisiana, 10/30/21
 Did not commit a turnover.....vs. Arkansas State, 10/12/24
 Lost three fumbles.....at Southern Miss (3), 9/30/23
 Had three passes intercepted.....vs. Troy (3), 10/16/21
 Committed five turnovers.....at Troy (6), 11/17/18
 Had 2 100-yd rushers in the same game.....vs. Jackson State, 9/16/23
Malik Hornsby (133), Damarius Good (105)
 Had 2 100-yd passers in the same game.....vs. Southern Utah, 9/27/08
Clint Toon (227) and Bradley George (129)
 Had 2 100-yd receivers in the same game.....South Alabama, 11/25/23
Ashtyn Hawkins (131), Kole Wilson (102)

Had a 100-yd rusher and 100-yd receiver in the same game.....
vs. Arkansas State, 10/12/24, Ismail Mahdi (164) & Joey Hobert (101)
 Blocked a punt.....at Coastal Carolina, 11/11/23
 Blocked a FG attempt.....vs. Georgia Southern, 11/13/21
 Blocked a PAT.....at Southern Miss, 9/30/23
 Had a punt blocked.....at Louisiana, 10/7/23
 Had a FG blocked.....at #17 Baylor, 9/17/22
 Had a PAT blocked.....at Georgia State, 11/3/18
 Attempted an onside kick.....at Coastal Carolina, 11/11/23
 Had a successful onside kick.....at Coastal Carolina, 11/11/23
Mason Shipley, 4th quarter
 Had a successful fake punt.....at Arkansas State, 11/27/21
Sione Tupou, 9 yd pass
 Had a successful fake FG.....vs. Louisiana, 10/31/20
Seth Keller, 12 yd rush TD
 Did not punt.....vs. Jackson State, 9/16/23
 Punted 10 times.....at SMU (10), 9/14/19
 Held an opponent scoreless.....vs. HCU, 9/24/22
 Held an opponent scoreless in a half.....vs. Arkansas State, 10/12/24
 Held an opponent scoreless in the first half.....Lamar, 8/31/24
 Held an opponent scoreless in the second half.....vs. Arkansas State, 10/12/24
 Held an opponent without a touchdown.....vs. Arkansas State, 10/12/24
 Held an opponent without an offensive touchdown.....vs. Arkansas State, 10/12/24
 Held an opponent to fewer than 10 first downs.....vs. HCU, 9/24/22
 Forced five turnovers.....vs. Rice (7), 12/26/23
 Recovered three fumbles.....at ULM (3), 11/5/22
 Intercepted three passes.....vs. Rice (5), 12/26/23
 Recorded five sacks.....at Troy (6), 10/3/24
 Held an opponent under 300 yards of total offense.....Lamar, 8/31/24
288 yards
 Held an opponent <200 yards of total offense.....vs. Rice, 12/26/23
197 yards
 Held an opponent to negative rushing yards.....n/a
 Did not allow a sack.....vs. Arkansas State, 10/12/24
 Had no penalties.....n/a
 Had 10 penalties.....Lamar (16), 8/31/24
 Had 100 penalty yards.....Lamar (156), 8/31/24
 Had 35 minutes of possession time.....vs. Arkansas State, 10/12/24 (35:04)
 Had 40 minutes of possession time.....at Houston (43:09), 9/1/12
 Won a game without scoring an offensive touchdown.....n/a
 Won a game when trailing after the third quarter.....ULM, 10/14/23 (9-10)
 Won a game when trailing by 10+ points.....ULM, 10/14/23 (9-20)
 Won a game when trailing by 15+ points.....vs. Nevada, 9/23/23 (0-17)
 Won a game when trailing by 20+ points.....at SFA, 10/30/10 (0-24)
 Scored a TD in the final minute of regulation to win a game
ULM, 10/14/23 (Hobert 22 yd rec with 0:41 to go in 4th qtr)
 Scored a TD on the final play to win a game.....at Tulsa, 9/27/2014 (OT)
 Played an overtime game.....vs. South Alabama, 10/9/21 (4 OT)
 Played as a ranked team.....n/a
 Won as a ranked team.....n/a
 Played a ranked team.....at #17 Baylor, 9/17/22 (L, 7-42)
 Beat a ranked team.....n/a



THE LAST TIME IT HAPPENED

OPPONENT...

Had 30 first downs at Southern Miss (30), 9/30/23
 Had fewer than 10 first downs vs. HCU (8), 9/24/22
 Had 200 yards rushing at Arkansas State (291), 11/18/23
 Had 300 yards rushing vs. Sam Houston (298), 9/28/24
 Had 400 yards rushing at Georgia Southern (503), 10/29/15
 Had fewer than 100 yards rushing at Troy (63), 10/3/24
 Completed 25 passes Arkansas State (25), 10/12/24
 Completed 30 passes South Alabama (36), 11/25/23
 Attempted 40 passes UTSA (50), 9/7/24
 Attempted 50 passes UTSA (50), 9/7/24
 Attempted fewer than 10 passes at Georgia Southern (6), 10/29/15
 Had 300 yards passing South Alabama (399), 11/25/23
 Had 400 yards passing at Baylor (416), 9/2/23
 Had fewer than 100 yards passing vs. Sam Houston (95), 9/28/24
 Had 5 touchdown passes South Alabama (6), 11/25/23
 Had 500 yards of total offense at Southern Miss (510), 9/30/23
 Had fewer than 100 yards of total offense vs. Nichols (64), 10/7/00
 Had 70 total plays vs. Arkansas State (72), 10/12/24
 Had 80 total plays UTSA (80), 9/7/24
 Scored 40 points 44, vs. Sam Houston, 9/28/24
 Scored 50 points 77, at Arkansas State, 11/18/23
 Scored 60 points 77, at Arkansas State, 11/18/23
 Scored a safety at James Madison, 10/1/22
 Scored a defensive 2-point conversion n/a
 Scored a defensive TD at Arkansas State, 3 TDs, 11/18/23
 Scored a special teams TD at Arkansas State (kick return), 11/18/23
 Scored a TD on offense, defense and special teams
 at Arkansas State, 11/18/23
 Scored a TD on its first offensive snap of the game n/a
 Scored a TD on the first offensive snap of the game n/a
 Returned a punt for a TD vs. Georgia Southern, 11/13/21 (20 yds)
 Returned a blocked punt for a TD vs. Arkansas State, 11/24/18 (17 yards)
 Returned a blocked FG for a TD n/a
 Returned a kickoff for a TD at Arkansas State (93 yd), 11/18/23
 Returned an interception for a TD at Arkansas State (2), 11/18/23
 Returned a fumble for a TD at Arkansas State, 11/18/23
 Did not score a touchdown vs. Arkansas State, 10/12/24
 Did not score an offensive touchdown vs. Arkansas State, 10/12/24
 Did not commit a turnover Lamar, 8/31/24
 Lost three fumbles at ULM (3), 11/5/22
 Had three passes intercepted vs. Rice (5), 12/26/23
 Committed five turnovers vs. Rice (7), 12/26/23
 Had two 100-yd rushers in the same game TJ McDaniel (159) and Xavier
 Jones (108) at SMU, 9/14/19
 Had two 100-yd passers in the same game Owen McCown (105)
 and Eddie Lee Marburger (147) UTSA, 9/7/24
 Had two 100-yd receivers in the same game Osbourne (164) and Haith
 (101) vs. Texas Southern
 Attempted an onside kick Lamar, 8/31/24
 Had a successful onside kick Lamar, 8/31/24
 Had a successful fake punt n/a
 Had a successful fake FG n/a
 Did not punt at Texas Tech, 9/8/12
 Punted 10 times n/a
 Forced five turnovers at Troy (6), 11/17/18
 Recovered three fumbles at Southern Miss (3), 9/30/23
 Intercepted three passes vs. Troy (3), 10/16/21
 Recorded five sacks at UTSA (6), 9/9/23

Did not allow a sack vs. Georgia Southern, 11/13/21
 Held Texas State to negative rushing yards Southern Miss (-6), 10/22/22
 Had no penalties n/a
 Had 10 penalties UTSA (10), 9/7/24
 Had 100 penalty yards Lamar (106), 8/31/24
 Had 35 mins of possession time at Southern Miss (36:24), 9/30/23
 Had 40 mins of possession time at Arkansas State (41:17), 11/18/17
 Won a game without scoring an offensive touchdown at Troy, 11/17/18
 Won a game when trailing after the third quarter at Louisiana, 10/7/23
 Won a game when trailing by 10+ points vs. Sam Houston, 9/28/24
 Texas State led 22-0 in 1st quarter
 Scored a TD in the final minute of regulation to win a game Southern Miss
 10/22/22
 Scored a TD on the final play to win a game vs. Nicholls, 10/16/10



THE LAST TIME IT HAPPENED

A TEXAS STATE PLAYER...

Rushed 30 times..... Ismail Mahdi (34), at Louisiana, 10/7/23
 Rushed 40 times..... Claude Mathis (46) at Jacksonville State, 11/15/97
 Gained 100 yards rushing Ismail Mahdi (164), vs. Arkansas State, 10/12/24
 Gained 150 yards rushing Ismail Mahdi (164), vs. Arkansas State, 10/12/24
 Gained 200 yards rushing Ismail Mahdi (216), Nevada, 9/23/23
 Gained 100 yards rushing in consecutive games..... Ismail Mahdi
 vs Rice (122), 12/26/23 & Lamar (156), 8/31/24
 QB gained 100 yards rushing Malik Hornsby (133), Jackson St, 9/16/23
 Gained 100 yards passing and rushing Willie Jones III (113, 110)
 vs. New Mexico State, 10/27/18
 Scored two rushing TDs L. Pare (2)/J. McCloud (2), UTSA, 9/7/24
 Scored three rushing TDs..... Jahmyl Jeter (3), vs. Rice, 12/26/23
 Scored two rushing TDs in consecutive games..... Ismail Mahdi
 vs. Nevada (2), 9/23/23 & at Southern Miss (3), 9/30/23
 Gained 300 yards passing..... Jordan McCould (320), vs. Arkansas State, 10/12/24
 Gained 400 yards passing..... Brady McBride (443), Arkansas State, 11/21/20
 Completed 25 passes..... Jordan McCould (25), vs. Arkansas State, 10/12/24
 Completed 30 passes..... TJ Finley (37), at Arkansas State, 11/18/23
 Attempted 40 passes..... Jordan McCloud (40), Arizona State, 9/12/24
 Attempted 50 passes..... TJ Finley (57), at Arkansas State, 11/18/23
 Threw three TDs passes Jordan McCould (4), vs. Arkansas State, 10/12/24
 Threw four TDs passes Jordan McCould (4), vs. Arkansas State, 10/12/24
 Threw five TDs passes Brady McBride (5), Arkansas State, 11/21/20
 Threw three interceptions Brady McBride (3), Troy, 10/16/21
 Caught 10 passes..... Joey Hobert (10), Arkansas State, 10/12/24
 Gained 100 yards receiving..... Joey Hobert (101), vs. Arkansas State, 10/12/24
 Gained 200 yards receiving..... Da'Marcus Griggs (205) vs. Nicholls, 10/15/10
 Gained 100 yards receiving in consecutive games Ashtyn Hawkins, 2023
 165 at Arkansas State, 11/18/23 & 131 vs. South Alabama, 11/25/23
 Gained 100 yards rushing and receiving n/a
 RB gained 100 yards receiving..... Never in TXST's FBS history
 Scored two receiving TDs..... Joey Hobert (2), vs. Arkansas State, 10/12/24
 Scored three receiving TDs Cameron Luke (3) at McNeese State 10/11/08
 Scored a receiving TD in consecutive games Joey Hobert 2024
 at Troy, 10/3/24 (1) & vs. State (2), 10/12/24
 Scored a rushing and receiving TD Ismail Mahdi, at Baylor, 9/2/23
 Scored 10 points (kicking) Mason Shipley (11), vs. Arkansas State, 10/12/24
 Scored 15 points (kicking) James Sherman (18) vs. TSU, 9/8/18
 Made three FGs..... Mason Shipley (3), ULM, 10/14/23
 Made four FGs..... James Sherman (5) vs. TSU, 9/8/18
 Made five FGs James Sherman (5) vs. TSU, 9/8/18
 Gained 100 kickoff return yards..... Ismail Mahdi (100),
 vs. Sam Houston, 9/28/24
 Gained 100 punt return yards..... Jeremiah Haydel (149)
 vs. UTSA, 9/12/20
 Gained 200 all-purpose yards Kole Wilson, 230 yds
 South Alabama, 11/25/23
 Recorded 10 tackles..... Jordan Polk (11), UTSA, 9/7/24
 Recorded 15 tackles..... Brian Holloway (15), South Alabama, 11/25/23
 Had two players record 10 tackles Holloway (15), Holton (10)
 South Alabama, 11/25/23
 Had three players record 10 tackles..... Holloway (16), Spears (12), Holton (11),

Foster Jr. (10) at UTSA, 9/9/23
 Had four players record 10 tackles..... Holloway (16), Spears (12), Holton (11),
 Foster Jr. (10) at UTSA, 9/9/23
 Recorded three TFLs..... Steven Parker (4.0) at Troy, 10/3/24
 Recorded two sacks Jo'Laison Landry (2.5), Steven Parker (2.0)
 at Troy, 10/3/24
 Recorded three sacks..... Michael Odiari (4.5) vs. Idaho, 10/4/14
 Intercepted two passes..... Brian Holloway (2), vs. Rice, 12/26/23
 Intercepted three passes..... Lee Lundin (3) vs. Rice, 9/27/86
 Broke up three passes..... Jarron Morris (3) vs. South Alabama, 10/17/20
 Forced two fumbles Shawn Holton (2), Nevada, 9/23/23
 Recovered two fumbles Gabe Loyd (2) vs. Georgia State 10/8/16
 Made a 50-yard FG Mason Shipley (53), at Troy, 10/3/24
 Made a 60-yard FG Mason Shipley (60), vs. Sam Houston, 9/28/24
 Had a 60-yard punt..... Seamus O'Kelly (60), Southern Miss, 10/22/22

