



### 改版01

主題換新  
煥然一新 ----- P1

### 改版02

精美圖照  
更吸睛 ----- P4

### 改版03

文章字句rephrase 認識字彙減量有感 ----- P6

### 改版04

活動篇標示彈性使用 教學節奏好掌握 ----- P8

### 改版05

發音篇全新編寫  
子音母音音節連音都有 ----- P9

### 改版6

素養題組在課本  
會考實力有power ----- P10

### 改版07

易混淆字、一字多義新登場 ----- P16

### 改版08

單字例句放一行  
編號順編更好用 ----- P18

### 改版09

習作調整超有感 ----- P19

### 改版10

文法微調整，  
段考份量、  
教學順序都剛好 ----- P22

### 改版11

備課用書再擴充 ----- P24

# 主題換新煥然一新

泰姬瑪哈陵換成歡樂迪士尼，更貼近七年級學生生活

B1 L2

Reading

Organizing: Mind Map

Pre-reading Question

Look at the picture on the postcard. What do you think it is?

Hello Tina,

I am Amit. I am a **tour guide** from India. I am 22 years old. In the **photo**, it is the Taj Mahal. It is a very famous **landmark**. Its colors are **different during** the day. It is pink in the morning, white at noon, and **golden** at night. The Taj Mahal is the **tomb** of a **beautiful queen**. The **story** of the queen and her husband is very **touching**. **People** from all over the world are very **into** this story!

Amit



Tina Wang  
No. 4, Wanfang Rd.  
Taipei City, 11653 Taiwan

舊

新

## Reading

CD | 1:31-32



Organizing: Mind Map



閱讀動畫

### Pre-reading Question

Look at the picture on the postcard. What do you think it is?

## POSTCARD


ID: US-292001

Hello Tina,

My name is Annie. I am a **junior high school**<sup>1</sup> student from the USA. Walt Disney World is my favorite **theme park**<sup>①</sup>.

The **founder**<sup>②</sup> is Walt Disney. He is the father of many **cartoon**<sup>③</sup> **stars**<sup>②</sup>. Mickey Mouse is my favorite. He is over 90 years old but **still**<sup>③</sup> very **cute**<sup>④</sup>. Walt Disney World is a **wonderful**<sup>⑤</sup> **place**<sup>⑥</sup>. Come and have a great time!

Annie



Tina Wang  
No. 4, Wanfang Rd.  
Taipei City, 11653 Taiwan

## 2 貼心標示行數及字數



## L2 主題：看世界

體裁：明信片

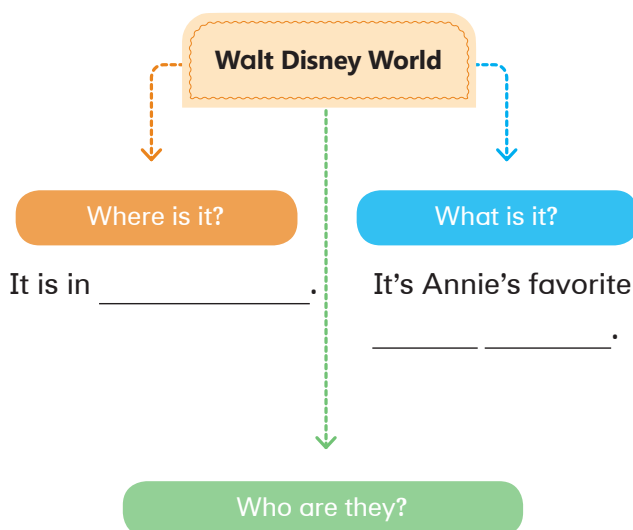
跨域學習：社會、綜合活動

# 1 動畫 QR CODE

2

### Read and Fill In

閱讀左頁明信片，並將正確字詞填入空格中。



#### Walt Disney:

- the founder of Walt Disney World

#### Mickey Mouse:

- a famous cartoon \_\_\_\_\_
- over \_\_\_\_\_ years old but still very \_\_\_\_\_

### Words CD I 1:33

1. junior high school

(n.) 國中

2. star (n.) 明星

3. still (adv.) 還，仍然

4. cute (adj.) 可愛的

5. wonderful

(adj.) 絕妙的，極好的

6. place (n.) 地方

① theme park (n.) 主題樂園

② founder (n.) 創辦者

③ cartoon (n.) 卡通

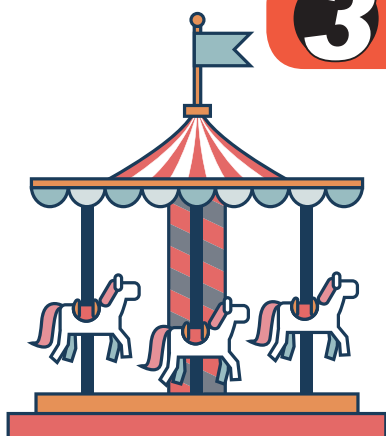
father (n.) 創始者

have a great time

(phr.) 玩得開心

# 3

## Info+ 主題相關背景簡介學生秒懂



#### Walt Disney

華特迪士尼

出生於美國芝加哥，是著名的製片人、導演和動畫師，至今為止仍是世界上獲得奧斯卡獎最多的人，同時也是華特迪士尼創辦之一。

#### Info+

#### Mickey Mouse

米奇

米奇由華特·迪士尼和伊沃·克斯於1925年共同創作，米奇於1928年第一部有聲動畫《威利號汽船 Steamboat Willie》中正式亮相。


# 奇幻魔法學院換成 Google Map 問路趣事，學生更有感的真實

B2 L6

**Dialogue**

**Warm-up Questions** ever 曾經 lost 迷路

Do you ever get lost? How do you find your way?



Jerry: Excuse me. We can't find the Magic School. How can we get there?  
Woman: Umm ... go **along** Sun Street for one **block** and **turn left** on Moon Road. It's on the corner.  
Jerry: Great! Thank you.

Grace: Excuse me. How can we get to the Magic School?  
Jerry: Can we take a bus?  
Rabbit: No. The school is on another island. This flying **carpet** can take you there.  
Jerry: Great! Thanks.

Grace: Where's the school?  
Jerry: Look! There's a **map** in the sky!

Grace: **Go straight** and walk through the **waterfall**. The Magic School is on the right.  
Jerry: Great! We're **finally** here.

Grace: Oh, no. This is the **wrong** way.  
Jerry: Let's ask the rabbit over there.

舊

新

The fair starts at 9:30. It's 9:40, and we're still looking for David's school.

Grace

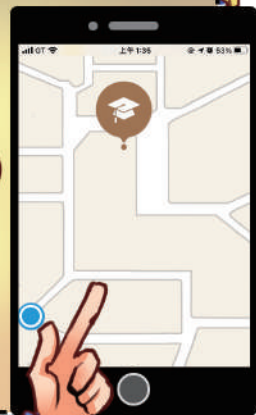
Jerry

Are we **lost**<sup>1</sup>?

Excuse me! How do we get to Peace Junior High School?

I'm not **sure**<sup>2</sup>. Let's ask the **woman**<sup>3</sup> over there.


Let's look at Google **Maps**<sup>4</sup>. Go **straight**<sup>5</sup> and **turn left**<sup>7</sup> at the first corner. Walk **along**<sup>8</sup> Sun **Road**<sup>9</sup> for two **blocks**<sup>10</sup>. Then, turn right on Moon Street. The school is on your right.





**L6 主題：說故事**  
 體裁：對話  
 跨域學習：社會、科技

Get Ready 暖身篇，你是哪一種迷路者??





B2 L4



## ower

CD 1 2:22

例描述圖中的食物。

**Example Q:** What is on the table?

**A:** There is a cup of coffee on the table.

舊

新



a piece of pumpkin pie



a bucket of fried chicken



a cup of coffee



a bowl of rice

**Point!**  
 搭配更多量詞學習  
 更有效益!





## Bonus!

附錄提供更多可數及不可數名詞，教與學超方便！

4

## Words CD | 2:23

pumpkin pie (*n.*) 南瓜派

fried chicken (*n.*) 炸雞

coffee (*n.*) 咖啡

rice (*n.*) 米飯

pork (*n.*) 豬肉

dozen (*n.*) 十二個；一打

bread (*n.*) 麵包

slice (*n.*) 片



a plate of **pork**



a **slice** of **bread**



a **dozen** **eggs**

更多可數及不可數名詞請見 P145-146

68



B1 L5

舊

新

### A Museum for All

It's a **sunny** afternoon in Tainan. Ted and Matt are at the Chimei Museum. It's very big and beautiful. They're having a good time.

The Chimei Museum is a great **place**. Inside the museum, there are **shops, restaurants, and showrooms**. Some people are lining up for **tickets**. Some people are looking at the **artworks**. **Outside** the museum, there is a **plaza, a meadow, and many statues**. Around the plaza, many people are taking pictures. In front of the plaza, there is a **bridge**. Twelve statues are standing on it. Ted and Matt are taking a **selfie**. In the meadow, some families are picnicking. Everyone is having fun.

The Chimei Museum is **also** a place of **joy**. It is a



**Read and Write** 閱讀前頁課文，分析結構，並將句子正確填入下方圖表。

**Introduction** 引言

Ted and Matt are at the Chimei Museum.

**Body** 主體

Inside the museum

1. There are shops, restaurants, and showrooms.

2. \_\_\_\_\_

3. \_\_\_\_\_

Outside the museum

1. There is a plaza, a meadow, and many statues.

2. \_\_\_\_\_

3. In front of the plaza, there is a bridge. Twelve statues are standing on it.

Ted and Matt are taking a selfie.

4. \_\_\_\_\_

**Conclusion** 結論

It is a museum for all.



## Reading

CD 13-8-9



Organizing: Text Structure Analysis



閱讀動畫

### Pre-reading Question

Are there any museums in your city/county?

county 縣

### A Museum<sup>1</sup> for All

It's a **sunny**<sup>2</sup> afternoon in Tainan. Ted and Matt are having a good time at the Chimei Museum.

The Chimei Museum is a great place. Inside the museum, there are **shops**<sup>3</sup>, **restaurants**<sup>4</sup>, and **showrooms**<sup>5</sup>. Some people are lining up for **tickets**<sup>6</sup>. Some people are looking at the **artworks**<sup>7</sup>. **Outside**<sup>8</sup> the museum, there is a **bridge**<sup>9</sup>. Ted and Matt are taking **selfies**<sup>3</sup>. There is **also**<sup>8</sup> a beautiful **meadow**<sup>4</sup>. Some people are taking pictures, and some families are picnicking. Everyone is having fun.

The Chimei Museum is not just about **art**<sup>9</sup>. It is also a place of **joy**<sup>10</sup>. It is a museum for all.



92

- 備受好評 L5 奇美博物館
- 完美架構 Keep
- 生動描述 Keep
- 流暢佳句 Get

寫整句或填代號都可以

#### Introduction 引言

Ted and Matt are at the Chimei Museum.

#### Body 主體

##### Inside the museum

1. There are shops, restaurants, and showrooms.

2. \_\_\_\_\_

3. \_\_\_\_\_

##### Outside the museum

1. There is a bridge and a beautiful meadow.

2. \_\_\_\_\_

3. \_\_\_\_\_

4. Everyone is having fun.

#### Conclusion 結論

It is a museum for all.



## Point!

單字量和文長都最適中的教材!

### 文長適中，教學都輕鬆

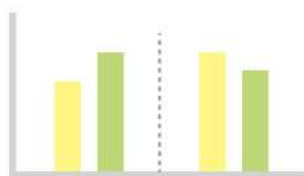
編修前

編修後



文章長度

### 單字量調整，師生皆歡喜



應用字彙

認識字彙

### 循序漸進，教得完、學得好



單字量分佈

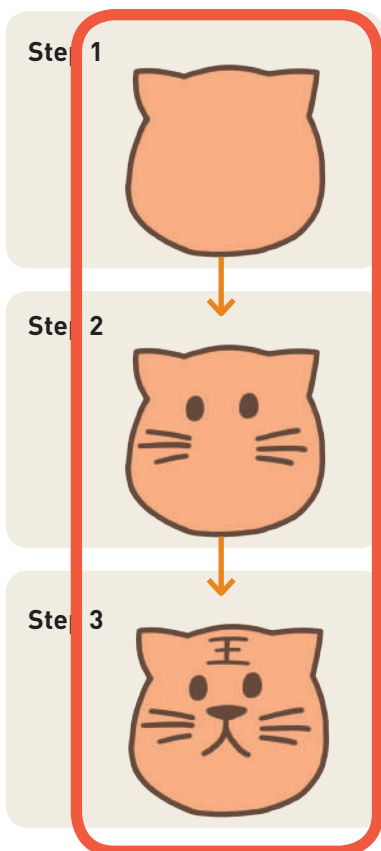
## Oral Practice

CD 1:1:10


本篇可彈性使用

參考範例畫一動物，與同學互相問答。

### Example



Step 1



A: What's this?

B: It's a dog .

A: No, it isn't.


Step 2



B: Is it a cat ?

A: No, it isn't.

Step 3



B: Is it a tiger ?

A: Yes! You're a

smart

### It's your turn.

Step 1


Step 2

Step 3


### Activity

本篇可彈性使用


- Fill in and number 看圖填空 (this, that, these, those) 並隨機將圖片編號 1-9。
- Play Bingo 進行 Bingo 遊戲，最先連線者舉手喊出 Bingo! 並唸出句子。




Hello! I'm Lisa.  
\_\_\_\_\_ is my cat.



\_\_\_\_\_ dog is  
very smart. It is my  
good friend.



\_\_\_\_\_ is my  
brother.



\_\_\_\_\_ is my little  
sister.




\_\_\_\_\_ are my dolls.




\_\_\_\_\_ are my  
favorite books.



\_\_\_\_\_ are my  
parents.



\_\_\_\_\_ are my  
grandparents.



\_\_\_\_\_ are my  
friends.

smart 聰明的 little 幼小的 parents 父母 grandparents 祖父母



B1

Fun with Sounds



A. Read 聽讀看 · CD117

he	tea	feet	these	it
me	eat	bee	eve	chicken
[i]		[ɪ]		

B. Listen and Number 依聽到的順序寫數字，先聽到的單字寫1，以此類推。

1 teen [i]	1 peach [i]	3 heat [i]	4 reach [i]
tin [i]	pitch [i]	hit [i]	rich [i]



A. Read 聽讀看 · CD118

pencil	jump	back	rob
[p]		[b]	

B. Listen and Circle 圈出聽到的單字。

- 1 pet / bet
- 2 pair / bear
- 3 rope / robe
- 4 tap / tab

綜合練習 Listen and C

- 1 [p]

Bonus!

附上音檔，隨掃隨聽最貼心！

B3

Pronunciation



A. Read and Clap 唸唸看，並拍手感受音節數 · CD112

pen door cake	ta ble win dow home work	ba na na ho li day dan ger ous	te le vi sion ce le bra tion ve ge ta ble
---------------	--------------------------	--------------------------------	---

B. Listen and Circle 圈出聽到單字的音節數 · CD113

1 1 2 3 4	2 1 2
3 1 2 3 4	4 1 2



A. Listen and Read 聽 CD 並唸唸看 · CD114

le mon	po lice
ha ppy	to ma to
bo ttle	im por tant

B. Listen and Mark 聽單字並標示出重音位置 · CD115

1 en joy to day	2 un der stand vo lun teer	3
-----------------	----------------------------	---

Pronunciation



A. Listen and Read 聽 CD 並唸唸看 · CD128

- I'd like a cup of tea.
- Take it easy.
- Did you see a dog and a cat?

B. Role Play 兩人一組，練習對話 · CD129

Sara: Come on in. Please take off your shoes and put them here.

Alice: Thank you.

Sara: Tea or coffee?

Alice: A cup of hot tea, thanks.

Sara: What do you think of the book?

Alice: It's a great book. I enjoyed reading it a lot.

Sara: There you go. This is another good one.

Alice: Thanks a lot.

Sara: No problem.



B3

會考愛考圖表題，從七年級就登場，早點練、早點會！

## Reading Corner I





仿 111  
會考範例題組

1

B1

### Class 103 Field Trip

Place	Time
Taipei Zoo	October 12, 08:30-16:00

#### Schedule

08:30	Leave school
09:00-15:30	Visit the Taipei Zoo
15:30-16:00	Go back to school

#### Dos and Don'ts




- Bring a lunch.
- Bring NT\$100.
- Bring a jacket.



- Don't run at the zoo.
- Don't play with animals at the zoo.

📖 field trip 校外教學 October 十月 schedule 行程表 leave 離開 visit 參觀 back 返回

#### Read and Choose 根據文章內容，選出正確答案。

- ( ) What is this trip about?  
(A) A fun trip to a park.  
(B) A food trip to a forest.  
(C) A school trip to the Taipei Zoo.
- ( ) Where is the Panda House?  
(A) It's near the Animals of Taiwan.  
(B) It's behind the Bird Garden.  
(C) It's between the Zebra Park and the Elephant Forest.
- ( ) Which is right?  which 哪一個  
(A) Don't bring food to the zoo.  
(B) Please bring a jacket to the zoo.  
(C) Please play with animals at the zoo.

## Reading Corner II

1. 

Q ☰

### Dream Museum



**Opening Hours**

- Tuesday (Tue.), Wednesday (Wed.), Thursday (Thur.), Friday (Fri.) 12:00 P.M. ~ 06:00 P.M.
- Saturday (Sat.) 10:00 A.M.~ 08:00 P.M.
- Sunday (Sun.) 10:00 A.M.~06:00 P.M.

**Closed**

- Every Monday (Mon.)  Opening Hour 開放時間
- Lunar New Year's Day Lunar New Year's Day 農曆大年初一

**Ticket**


Student

Free

Adult

NT\$100

**Read and Choose** 根據文章內容，選出正確答案。

1. ( ) When can people go to the museum?  when 何時

- (A) 2/10 10:00 a.m.
- (B) 2/13 01:00 p.m.
- (C) 2/15 03:00 p.m.

2月						
Sun.	Mon.	Tue.	Wed.	Thur.	Fri.	Sat.
	1	2	3	4	5	6
7	8	9	10	11	12	13
14	15	16	17	18	19	20
21	22	23	24	25	26	27
28						

Lunar New Year's Day

2. ( ) Which is true?  which 哪一個 true 正確的 open 營業的 visit 參觀

- (A) The museum is open on 2/12.
- (B) It's free for everyone to visit the museum.
- (C) People can visit the museum on Saturday evening.



仿 111  
會考範例題組

3

B1

2.

music 音樂 wait 等待 information 資訊

**Read and Choose** 根據文章選出正確答案。

1. ( ) What is true about the Grass Concert?  true 真的
- (A) People can go there on 12/30.
- (B) People can enjoy music at night.
- (C) People can have fun there in the afternoon.
2. ( ) Look at Brian's schedule. What time can he enjoy music with his friends at Grass Concert?
- (A) 09:00 a.m.
- (B) 11:00 a.m.
- (C) 12:00 p.m.

schedule 日程表

Brian's Schedule	
08:00 a.m.	Eat breakfast with Mom and Dad.
09:00 a.m.	Meet friends at Dream Park.
12:00 p.m.	Go to a museum with Sara.

## B. Paris 2024: Bringing the Olympics Closer to the People

The 2024 Olympic Games will be from July 26 to August 11 and the Paralympic Games from 28 August to September 8. Both events will be held in Paris, France, which is known as the City of Light and City of Love. For the first time ever, people will celebrate the opening of the Games outside a stadium. The whole city will act as the Olympic stadium with up to 600,000 people sitting along the Seine River watching the athletes pass on small boats.



The logo of Paris 2024 shows three things: **a gold medal, fire** – the shared energy to describe both Games, and **Marianne** – a woman who stands for the freedom of France.

### Cost

About **8.3 billion** euros (about NT\$257 billion) for both Games



### Number of people...

- **10,500** Olympic athletes and **4,400** Paralympic athletes.
- **15-20 million** visitors.
- **45,000** volunteers.
- **12,000** people will run with the Olympic flame over **70-80** days.



### Ticket

**10 million** Olympic tickets



**3.4 million** Paralympic tickets



### Sports

- **32** Olympics sports
- **22** Paralympics sports
- New sports, e.g., breakdancing, sport climbing and surfing will be introduced.
- For the first time ever, amateur runners will be able to run the same route as the Olympic marathon runners.



### Medal

The medals are designed to be split into 4 parts – so athletes' can share them with their families.



### Meal

Over **13 million** meals will be served.

85

📖 stadium 體育場 describe 描述 volunteer 志願者 flame 火焰 amateur 業餘的

## Point!

巴黎奧運和 111 會考全新題型 -infographic 資訊圖表，完美結合



## Note!

英國女王精彩又傳奇的一生，  
時事好文必須讀。

B5

B.

### Queen Elizabeth II

On September 8, 2022, the world said goodbye to Queen Elizabeth II. For seventy years, she was queen of the United Kingdom and the Commonwealth – a family of 56 independent countries. Many have warm memories of this well-known person. Therefore, it was no surprise to see around 100 world leaders and hundreds of thousands of people travel to London to honor her at her funeral. Here's a snapshot of her life as queen.

Elizabeth was born in London on April 21, 1926. In 1947 she married Prince Philip, and together they had four children. At the time of her death, she was a grandmother of eight and a great-grandmother of 12.

As queen, she was widely respected for her hard work by the people she served far and wide. It's no wonder she was the most traveled leader in history – an estimated 1.65 million km in total. And, she got to see 15 British prime ministers and 12 American presidents come and go too. When she was not on public duty, people got to see her playful humor and love for animals, especially her horses and corgis.

After her death, Queen Elizabeth II was succeeded by her eldest child, King Charles III. So, all eyes are on him, because it's his time now to build on his mother's legacy.

📖 honor 致敬 funeral 葬禮 snapshot 簡介  
estimate 估計 prime minister 首相 legacy 遺產



## B4 ~ B6 易混淆字專區，單字辨別力大提升

B4

### 易混淆字 可彈性使用

精選單字組合

### borrow v.



(主詞) 借入(某物)

I **borrow** books from the library every week.

我每星期從圖書館借書。

### lend v.



(主詞) 借出(某物)

I **lent** some color pens to my little sister.

我借了一些色筆給我妹妹。

具體圖照印象深刻


英文例句及中文說明，秒懂！

### weather n.

短期的天氣狀況



**Rain**



時刻都有可能變化

Today's hot **weather** keeps us from going out for a walk.

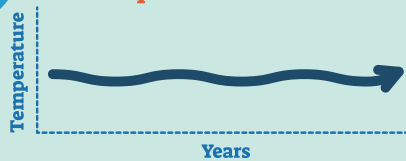
今天炎熱的天氣使我們無法出去散步。

### climate n.

長期的天氣模式



**Tropical Climate**



在特定地點多年以來的平均天氣

Taiwan's **climate** is good for growing all kinds of fruits.

臺灣氣候適合種多樣水果。


## B5 ~ B6 圖解一字多義，單字整合力全掌握



B5

### 圖解一字多義 可彈性使用

#### Part A

1. 觀察圖片，並從所提供的字母拼寫出符合兩張圖片的單字

		<div style="border: 1px solid black; padding: 5px; text-align: center;"> <div style="display: flex; justify-content: space-around; width: 100px; margin-bottom: 5px;"> <div style="width: 20px; height: 20px; background-color: white; border: 1px solid black;"></div> <div style="width: 20px; height: 20px; background-color: white; border: 1px solid black;"></div> <div style="width: 20px; height: 20px; background-color: white; border: 1px solid black;"></div> </div> <p>ENICTB</p> </div>
--	--	---

		<div style="border: 1px solid black; padding: 5px; text-align: center;"> <div style="display: flex; justify-content: space-around; width: 100px; margin-bottom: 5px;"> <div style="width: 20px; height: 20px; background-color: white; border: 1px solid black;"></div> <div style="width: 20px; height: 20px; background-color: white; border: 1px solid black;"></div> <div style="width: 20px; height: 20px; background-color: white; border: 1px solid black;"></div> </div> <p>ITARBS</p> </div>
---	---	---

2. 將上方所填答之單字，填入恰當的例句中

Dad always wears a shirt and \_\_\_\_\_ to work.

The coach showed everyone how to hold a \_\_\_\_\_.

A \_\_\_\_\_ is an animal that looks like a mouse with wings.

Don't forget to \_\_\_\_\_ your shoes.

two pictures one word  
圖照和單字大提示!

情境式例句  
精準掌握字義



B5

Lesson 3 單字例句

CD 121



Bonus!

附上音檔，隨掃隨聽最貼心！

Dialogue

1. **club** [klʌb] *n.* 社團  
Jay practices playing the guitar in the Guitar **Club** every day.
2. **boring** [ˈbɔːrɪŋ] *adj.* 令人無聊的  
Doing the same thing all day long is quite **boring**.
3. **bored** [bɔːrd] *adj.* 感到無聊的  
John feels **bored** when he goes hiking with his grandfather.
4. **news** [njuːz] *n.* 新聞  
My father always watches the **news** on TV before he goes to work.
5. **report** [rɪˈpɔːt] *n.* 報導  
Look at this news **report**. I can't believe this is true.
6. **in total** [ɪn ˈtɒtəl] *phr.* 總共  
Thirty-six people **in total** were at Tim's birthday party last Sunday.
7. **God** [ɡɒd] *n.* 上帝；神  
All of my family members believe in **God**.
8. **teach** [ti:tʃ] *v.* 教導  
My aunt **teaches** English at a high school.
9. **crazy** [ˈkreɪzi] *adj.* 瘋狂的  
This is a **crazy** idea, but I want to try it.
10. **fact** [fækt] *n.* 事實
11. **real** [ˈriːəl] *adj.* 真實的
12. **steal** [sti:l] *v.* 偷竊
13. **search for** [ˈsɜːtʃ fɔːr] *phr.* 尋找
14. **fake** [feɪk] *adj.* 假的

單字例句放一行，版面清爽好讀好筆記

fact-check

[fæktˈtʃek] *v.* 核實

lesson [ˈlesn] *n.* 教訓

Word Power

15. **medicine** [ˈmedɪsn] *n.* 藥品  
You should remember to take your **medicine** after meals.
16. **on sale** [ɒn ˈseɪl] *phr.* 特賣  
Wow! These beautiful cups are **on sale**. Let's get some!
17. **heavy** [ˈheɪvi] *adj.* 重的  
This box is very **heavy**, so I can't move it by myself.
18. **slim** [slɪm] *adj.* 纖細的  
Those singers on TV all look quite **slim**.
19. **handsome** [ˈhændsəm] *adj.* 英俊的  
Our new teacher is a tall and **handsome** man.
20. **drop** [drɒp] *v.* 下降；掉落  
Lily **dropped** her cup, and it broke.
21. **pound** [paʊnd] *n.* 磅  
Tracy lost three **pounds** during summer vacation.
22. **kilogram** [ˈkɪləɡræm] *n.* 公斤  
Jenny bought two **kilograms** of rice every week.
23. **inch** [ɪntʃ] *n.* 英吋  
Amanda is two **inches** taller than her sister.
24. **centimeter** [ˈsentəˌmɪtə] *n.* 公分  
This ruler is fifty **centimeters** long.
25. **sore throat** [ˌsɔːrˈθrɒt] *phr.* 喉嚨痛  
Ben spoke all day long, so he has a **sore throat** now.
26. **headache** [ˈhedˌeɪk] *n.* 頭痛  
Eating too much ice cream gave me a **headache**.
27. **fever** [ˈfi:və] *n.* 發燒  
Terry didn't go to school today because he had a **fever**.
28. **finger** [ˈfɪŋɡə] *n.* 手指  
Tracy hurt her **finger** during a basketball game.
29. **toe** [toʊ] *n.* 腳趾  
Can you touch your head with your **toes**?
30. **purple** [ˈpɜːpl] *adj.* 紫色的  
Tina likes the **purple** dress.
31. **rose** [roʊz] *n.* 玫瑰  
The little boy sent his mother a red **rose**.

## B1 習作新增 Starter

### Starter

**Part 1 Write** 印刷體字母大小寫練習。 52% (每題 2 分)

Aa	Bb	Cc	Dd
Ee	Ff	Gg	Hh
Ii	Jj	Kk	Ll
Mm	Nn	Oo	Pp
Qq	Rr	Ss	Tt
Uu	Vv		
Yy	Zz		

**Part 2 Write** 寫出相對應的

1. p 

3. ORANGE 

5. sofa 

4

**Part 3 Fill In** 看圖填入適當的人稱代名詞。 15% (每題 5 分)



1. \_\_\_\_\_ name is Morris.

2. \_\_\_\_\_ name is Melody.

3. \_\_\_\_\_ name is Lucky.

**Part 4 Choose** 語法選擇。 15% (每題 5 分)

1. ( ) James: How are you?

Gail: \_\_\_\_\_

- (A) Good night.
- (B) I'm fine. Thank you.
- (C) Nice to meet you, too.

2. ( ) What's \_\_\_\_\_ name?

- (A) he
- (B) me
- (C) your

3. ( ) Sam: What is your phone number?

Rita: \_\_\_\_\_

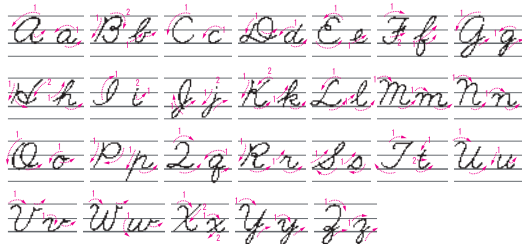
- (A) It is Lucky.
- (B) It is my dog.
- (C) It is 22438607.

5

## 課本

### 書寫體

Look and Trace 仔細看並照著筆順書寫。



1

Look and Read 仔細看下方句子並閱讀。


1.  mouse      2.  fork

3.  rainbow      4.  ticket


5.  Don't use chopsticks. Just use your hands.

6.  I'm having breakfast with your Aunt Mary.

Look and Write 仔細看下方句子並書寫。

 A: *What's your name?*

B: *My name is*

 A: *How old are you?*

B: *I am*

2

## 習作

### Starter

Part 1 Write 書寫體字母大小寫練習。52% (每題 2分)

A a      B b      C c

D d      E e      F f

G g      H h      I i

J j      K k      L l

M m      N n      O o

P p      Q q      R r

S s      T t      U u

V v      W w      X x

Y y      Z z

4

Part 2 Write 請寫出該單字的印刷體。12% (每題 3分)

1. *butterfly*  \_\_\_\_\_

2. *monkey*  \_\_\_\_\_

3. *USA*  \_\_\_\_\_

4. *Taiwan*  \_\_\_\_\_

Part 3 Write 請寫出該單字的書寫體。12% (每題 3分)

1. *camera*  \_\_\_\_\_

2. *farmer*  \_\_\_\_\_

3. *metro*  \_\_\_\_\_

4. *train*  \_\_\_\_\_

Part 4 Write 請用書寫體寫下句子。24% (每題 6分)

- Please sit down. \_\_\_\_\_
- Don't eat or drink in class. \_\_\_\_\_
- I can cook. \_\_\_\_\_
- He is dancing. \_\_\_\_\_

5



B1







聽力篇

LESSON 6 We Can Save The Earth

Part 1 Listen and Circle T or F 與圖片相符圈 T，不符圈 F。20% (每題 5分) CD 21



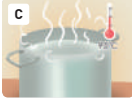
1.  T  F 
2.  T  F 
3.  T  F 
4.  T  F 

Part 2 Listen and Choose 選出與敘述相符的圖片。20% (每題 5分) 根據句意 CD 22

1. ( )  A  B  C
2. ( )  A  B  C

52

6

3. ( )  A  B  C

4. ( )  A  B  C

Part 3 Listen and Choose 選出最適合的回應句。30% (每題 6分) 基本理解 CD 23

1. ( ) (A) Yes, he can take pictures.  
(B) No, he can't take pictures.  
(C) Yes, he can draw a picture.
2. ( ) (A) No problem. (B) Please help me. (C) Let's do something.
3. ( ) (A) No sweat! (B) I'm ready. (C) It's yummy.
4. ( ) (A) It's my friend. (B) It can't eat. (C) It can catch a ball.
5. ( ) (A) Yes, I can.  
(B) Really? How fast?  
(C) Good. That's easy.

Part 4 Listen and Choose 選出最適合的答案。30% (每題 10分) 資訊理解 CD 24

1. ( ) (A) Paint. (B) Dance. (C) Play basketball.
2. ( ) (A) Near the ocean. (B) In a restaurant. (C) In the mountains.
3. ( ) (A) Lily. (B) Adam. (C) James.

53

B5

聽力篇

LESSON 1 Have You Ever Heard of A Christmas Carol?

Part 1 Listen and Choose 根據聽到的句子，選出符合敘述的圖片。30% (每題 6分) CD 1

1. ( )  A  B  C
2. ( )  A  B  C
3. ( )  A  B  C
4. ( )  A  B  C

42

1

5. ( )  A  B  C

Part 2 Listen and Choose 根據聽到的內容，選出最合適的回應。30% (每題 6分) CD 2

1. ( ) (A) About ten years.  
(B) He is at the office.  
(C) He is wise and hard-working.

2. ( ) (A) How...  
(B) Why...  
(C) What...

Part 3 Listen and Choose 根據聽到的內容，選出最合適的答案。40% (每題 8分) CD 3

1. ( ) (A) He is a lawyer.  
(B) He is a dentist.  
(C) He is a secretary.
2. ( ) (A) Their jobs.  
(B) Their teeth.  
(C) Their school.
3. ( ) (A) He has seen the movie.  
(B) He doesn't have a ticket.  
(C) He doesn't like the character.
4. ( ) (A) A restaurant.  
(B) A supermarket.  
(C) A convenience store.
5. ( ) (A) She is looking for a job.  
(B) She is singing in public.  
(C) She is sharing her experience.

三大題型各一頁，練好練滿！

根據110編修版

南一版重點語法

B1	Starter	人稱代名詞主格、所有格和受格 用 What 詢問姓名或電話號碼	Starter 分量少，快速銜接國中小
	L1	be 動詞基本句型、be 動詞搭配形容詞 指示代名詞 this, that, these, those、名詞單複數	單複數一起學，概念學習最有效率
	L2	Who 詢問身分或關係 Where ... from?、How old ...?	自我介紹句型完整學習，符合新綱真實語境精神
	L3	祈使句	
	L4	疑問詞 Where 詢問位置、There is/are ...	There is/are 結合介系詞，符合真實生活語境
	L5	現在進行式、What time ...?	時間問答法完整呈現
	L6	助動詞 can 問句與答句	
B2	L1	現在簡單式 What day 問星期	do, does 分 2 課，各自搭配相關文法， 教學不混淆又有效益
	L2	現在簡單式（三單） 天氣的問答法	
	L3	What's the date...?、疑問詞 when	
	L4	How many/much...? 詢問數量、Which 的用法	
	L5	頻率副詞、How often...?	
	L6	疑問詞 how 問路、問交通工具	交通工具 + 問路一起學，符合真實生活語境
B3	L1	be 動詞過去式、規則動詞過去式 以疑問詞 what 為首的問句與答句	過去式完整出場，不跨冊有效學習 先學簡單的 be 動詞及規則動詞
	L2	不規則動詞過去式 why、because 和 so 的用法	再學不規則動詞，觀念清楚，分量剛好
	L3	過去進行式、when、before 和 after 的用法	最後再學過去進行式，完美收尾
	L4	不定詞、動名詞當受詞 動詞 spend 表花費時間/金錢的用法	先學動名詞當受詞，再學當主詞，一課一重點 spend 花金錢/時間一起教，觀念更完整
	L5	動名詞當主詞、it 當虛主詞 How long does it take...?	
	L6	未來式、cost/pay+ 金錢	cost + pay，花費用法完整呈現

		南一版重點語法	
B4	L1	形容詞比較級、原級 所有格代名詞	原級 → 比較級 → 最高級 形容詞相關用法一次學
	L2	形容詞最高級、連綴動詞	
	L3	情狀副詞、副詞比較級、最高級 used to + 原形動詞	先學形容詞，再學副詞變化，學習順序 OK
	L4	授予動詞 使役動詞	形容詞 → 副詞 → 動詞 → 代名詞 依詞性分段學習不混淆
	L5	不定代名詞、反身代名詞 代名詞 one / ones	
	L6	although, if 的用法、感官動詞	if, although 一起學，觀念最完整
B5	L1	現在完成式	學習過去分詞兩大主文法， 完整學習，建立正確觀念
	L2	被動語態	
	L3	過去分詞／現在分詞當形容詞 that 引導的名詞子句	再學過去分詞當形容詞的用法
	L4	wh- 名詞子句、wh- 名詞片語 whether/if 引導的名詞子句	
	L5	介系詞片語後位修飾 關係子句（一）：關代當主詞的形容詞子句	
	L6	關係子句（二）：關代當受詞的形容詞子句 關係子句（三）：關係代名詞所有格 (whose)	關代用法完整學習，重點全掌握
B6	L1	附加問句 both ... and ... 、 not only ... but also ... 、 either ... or ... 、 neither ... nor ...	全部時態學完再學附加問句最好，也可減輕 B5 文法負擔。
	L2	附和句 too ... to ... 、 so ... that ... when/while ...	一段完整收尾國中文法， 不心慌
	L3	複習現在完成式、比較級與最高級 複習被動語態	二段著重複習會考高頻文法
	L4	複習名詞、副詞、形容詞子句	



將重要單字用法列舉，  
更擴充、解析更詳盡，  
上課補充輕輕鬆鬆！

補充資料

● It is strange for Angela to play the least important character. She is the most famous actress in the movie.  
(對 Angela 來說演最不重要的角色很奇怪。她是這部電影中最有名的女演員。)

**Reading**

**1. eve** [iv] .....  
(n.) (重大事件的) 前夕  
● We will go to a party on New Year's Eve.  
(新年前夕我們會去參加派對。)  
● On Christmas Eve, people give presents to each other and have dinner together.  
(在聖誕夜，人們會互相交換禮物並一起吃晚餐。)

**2. hate** [het] .....  
(v.) 憎恨；厭惡  
動詞變化 hates; hated; hated; hating  
● Kelly hates cold and rainy days.  
(Kelly 很討厭冷天跟下雨天。)  
● I have hated swimming since I was in junior high school.  
(從我國中時我就痛恨游泳。)

**一字多義**

(n.) 憎恨；憎惡  
● Anna looked at that man with hate in her eyes.  
(Anna 用憎恨的目光看著那名男子。)

**3. lie** [laɪ] .....  
(n.) 謊話 為可數名詞  
● Leo always tells lies, so I don't believe him.  
(Leo 總是在說謊，所以我不相信他。)  
● Don't believe anything on the Internet. The Internet is full of lies.  
(不要相信網路上的任何事。網路充滿了謊言。)

**反** truth (n.) 真相  
**補** tell the truth 說實話  
tell a lie(lies) 說謊

**一字多義**

(v.) 躺 (lie-lay-lain-lying)  
● Dad enjoys lying on the sofa and watching TV after a long day's work.  
(爸爸享受在一整天的工作後躺在沙發上看電視。)  
(v.) 說謊 (lie-lied-lied-lying)  
● It is really terrible to lie to your parents.  
(跟你的父母親說謊真的是非常糟糕。)

**比較**

lie to + 人	對某人說謊
lie about + 事	在某事上說謊

**4. cheat** [tʃi:t] .....  
(v.) 欺騙  
動詞變化 cheats; cheated; cheated; cheating

● They cheated the old man out of his house and money.  
(他們騙走了那位老先生的房子跟錢。)  
● The salesman cheated those young women into buying the very expensive clothes.  
(那個銷售員哄騙那些年輕女性買非常昂貴的衣

服。)

**一字多義**

● How what? Jimmy cheated on the exam and the teacher is very angry.  
(你知道嗎? Jimmy 考試作弊，所以老師非常生氣。)

**補** cheat + 人 + (out) of + 物  
欺騙某人得到某物

**5. rich** [rɪtʃ] .....  
(adj.) 有錢的  
● The man is very rich. He has several houses and expensive cars.  
(那位男子非常有錢。他有好幾幢房子跟好幾臺昂貴的車子。)  
● Cindy's father is rich. He has several stores and makes a lot of money.  
(Cindy 的父親很富有。他有好幾間店而且賺很多錢。)

**一字多義**

(adj.) 富含……的  
● This country is rich in oil.  
(這個國家有很多石油。)

**6. speak** [spi:k] .....  
(v.) 說話  
動詞變化 speaks; spoke; spoken; speaking  
● Can you speak slowly, please?  
(可以請你說得慢點嗎?)  
● Andy: May I speak to Sara?  
(我可以跟 Sara 說話嗎?)  
Sara: This is Sara speaking.  
(我就是 Sara。)

**NEW!**

完整清楚的比較表，內容更聚焦、閱讀更便利！

搭配單字 PPT 及單字大補帖使用 OK!

**一字多義**

(v.) 說 (語言)

speak to + 人 和……說話

speak + 語言名稱 講……語言

例 A: Can you speak Chinese?

(你會說中文嗎?)

B: No, I can't. But I can speak English.

不，我不會。但我會說英文。)

**比較**

say	說 (一般說話用語) 例 say hello (打招呼)
tell	講; 告訴 例 tell a lie (說謊) tell a joke (說笑話) tell a story (說故事)
talk	和……說話; 談話 例 talk to/ with + 人 (和某人講話) talk about (談論)
speak	說 (語言) 例 speak Mandarin (說中文)

**7. treat** [tri:t] .....

(v.) 對待

動詞變化 treats; treated; treated; treating

例 Frank treated his brother badly and was often angry at him.

(Frank 對待他的弟弟很差，時常對他生氣。)

例 On Halloween, kids go trick-or-treating.

(在萬聖節前夕，孩子們會玩不給糖就搗蛋的遊戲。)

補 (n.) 招待; 請客; 難得的樂事

例 Let me buy you a drink! It's my treat!

(讓我買杯飲料給你吧! 我請客!)

**8. person** [ˈpɜ:sn]

(n.) 人 為可數名詞，複數為 persons。

例 My grandma is a kind person.

(我的奶奶是一位很親切的人。)

例 Each person has to do his best to protect the Earth.

(每個人都應該要盡全力來保護我們的地球。)

補 What kind/ type/ sort of person...?

……種人?

例 What kind of person is Peter?

(Peter 是哪種人?)

**9. appear** [əˈpi:r] .....

(v.) 出現 動詞變化 appears; appeared; appeared; appearing

例 Peter suddenly appeared in the living room.

(Peter 突然出現在客廳裡。)

例 A dog suddenly appeared from behind a tree. (一隻狗突然從樹木後面出現。)

反 disappear 消失

**一字多義**

(v.) 似乎

1. S + appear + adj.

例 That boy in bed appears very sick.

(那個在床上的男孩似乎是病重的。)

2. S + appears + to V

例 Our English teacher appears to take a day off today.

It appears that our English teacher has taken a day off today.

(我們的英文老師今天似乎會請一天假。)

3. S. + appears + that...

例 It appears that our English teacher has taken a day off today.

(我們的英文老師今天似乎會請一天假。)

**10. weak** [wi:k] .....

(adj.) 虛弱的

例 Gary feels weak because he hasn't eaten for two days.

(Gary 感到很虛弱，因為他兩天沒有吃東西了。)

例 Hank is sick. He is cold and weak.

(Hank 生病了。他現在又冷又虛弱。)

補 weakness (n) 虛弱 (不可數); 弱點 (可數)

例 Kim's greatest weakness is that she gets angry easily.

(Kim 最大的缺點就是很容易生氣。)

**一字多義**

(adj.) 不擅長的; 差的

例 Jessica is weak in English, but she's good at science.

(Jessica 不擅長英語，但是她擅長自然。)

**11. lead** [li:d] .....

(v.) 領路; 引導

動詞變化 leads; led; led; leading

lead + 人 + to(into) + 地方 / 某事 引導某人去...



# 南一英語好聲音

以前就會自己找文法活動（否則學完無聊的文法真的很句點），但是即使找到還要再印給學生，總是散亂。南一英語課皆有 Fun with Grammar，真的是超貼心！學生很喜歡這個單元，活動時低成就孩子會很努力作答，相較過往更主動融入。

第三課寫邀請卡，變化一下讓學生創作幫老師寫婚禮邀請卡，學生創意搞笑寫作全部大爆發！

學校正在推行國際教育，南一第二課的 Post-crossing 跨國明信片完全符合。學生實際註冊寄出明信片，而且紛紛收到回信，十分驚喜，同時對世界地理更了解，跨域學習都在課本裡。

雖然文章相較過往比較長，但是因為主題有趣多元，學生還是有興趣學習的，即使低成就孩子也會被吸引。

課文動畫學生很喜歡，字幕還可以選擇中文或英文，速度也有快中慢，適合不同程度孩子，非常實用。

六大主題設定很不錯，學生尤其喜歡愛台灣，學到第五課夜市和奇美博物館那一課都很想組團去台南了，討論十分熱烈！

學生很喜歡每課的俚語動畫，上課要看回家也會再掃QR CODE再看一次。

第六課 Super 4 課文太有趣了，學生利用 iPad 練口說並錄音回饋，史上最認真。

每課都搭配閱讀策略，而且會根據完本有變化，不會向過往全部都是 Mind-map，更好的是有清楚的步驟，學生不會迷路，操作起來很方便。

整本書的畫風很吸睛，也有一致性，不會向過往各個單元都不一樣有拼湊感，學生也喜歡。

第三課 Potluck 直接讓孩子一人一菜上課體驗，他們非常愛（吃）。

學校是偏鄉小校，學生都是 C 程度，過往上英文課幾乎成放棄狀態，因為不會就是不會。當初選南一英語就是看到主題豐富活動充足，姑且一試，果真學生上課時興趣高昂超愛 oral practice，基本的內容重點漸漸能掌握，可見學習動機被啟發後果真化被動為主動！



掃粉絲團看更多