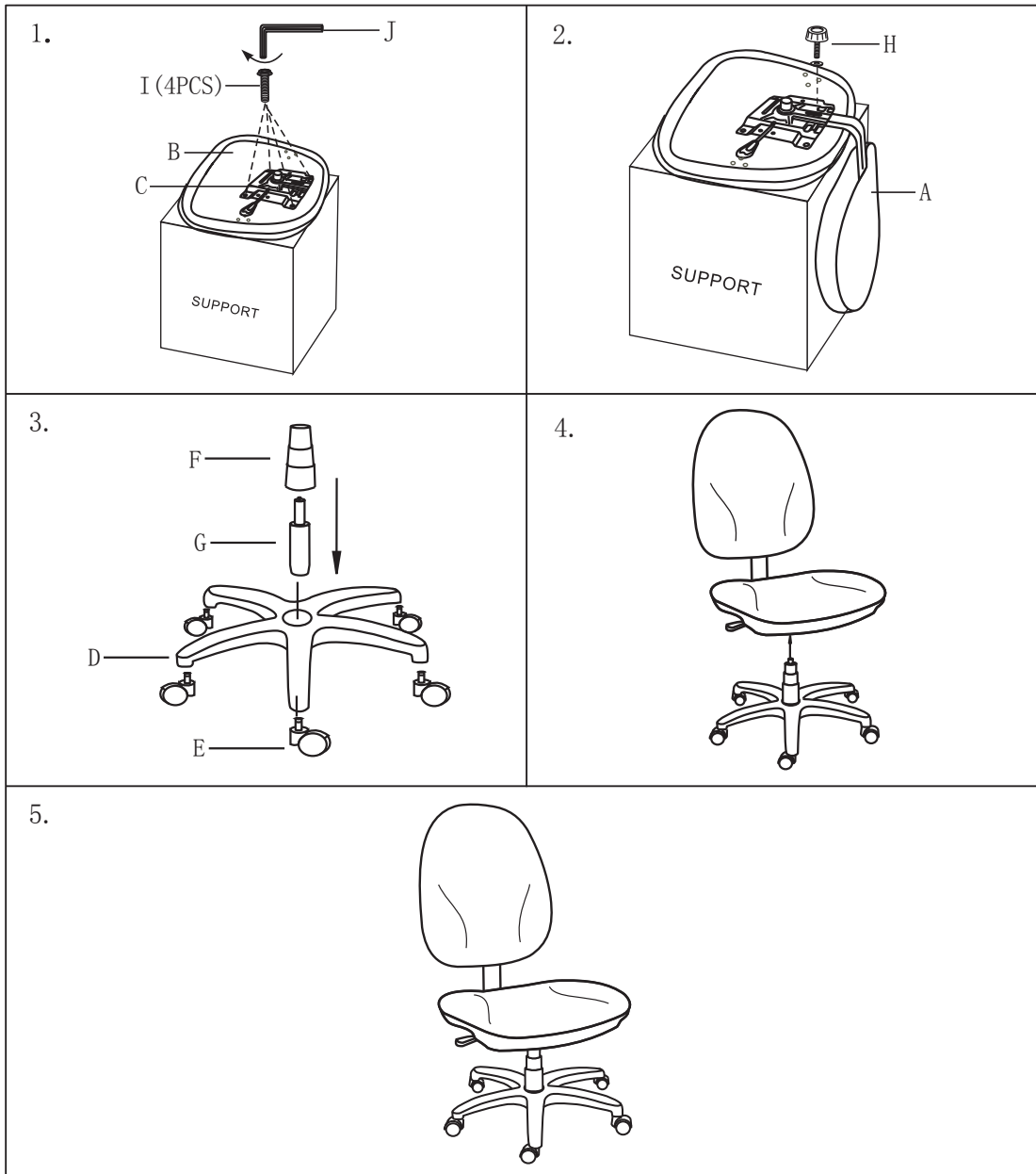




ASSEMBLY INSTRUCTIONS

Compatible with IN49AKA10B/IN49AKB10B//VT49AKE10B armrests



<p>A.</p> <p>1 PC</p>	<p>E.</p> <p>5 PCS</p>	<p>I.</p> <p>4 PCS</p>
<p>B.</p> <p>1 PC</p>	<p>F.</p> <p>1 PC</p>	<p>J.</p> <p>1 PC</p>
<p>C.</p> <p>1 PC</p>	<p>G.</p> <p>1 PC</p>	
<p>D.</p> <p>1 PC</p>	<p>H.</p> <p>1 PC</p>	

Model: VT48FA10B/VT48FA20B/VT48FA30B/VT48FA40B
 Manufactured for/ Hecho para/ Fabriqué pour Alera®/ Essendant Co.,
 One Parkway North, Deerfield, IL 60015 © 2015 Essendant Co.
 Made in/ Hecho en/ Fabriqué en China
 Product support and parts: 1-800-733-4000
 Ayuda del producto y partes / Support technique et pieces

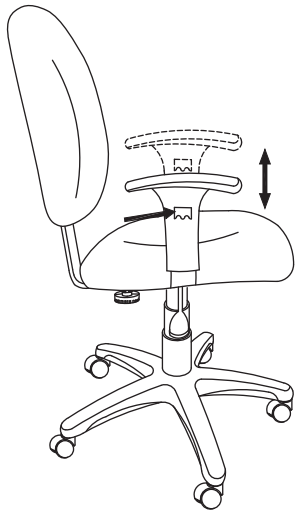


OPERATING INSTRUCTIONS

Model: VT48FA with IN49AKA10B/IN49AKB10B/VT49AKE10B armrests(sold separately)

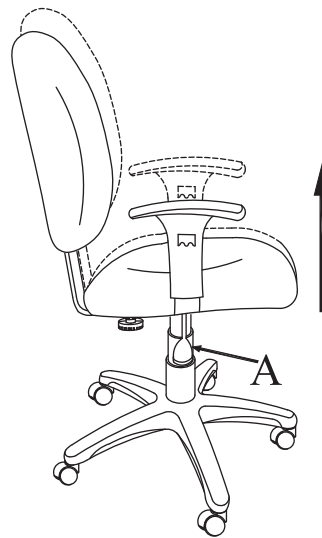
Arm Height (Armrest set sold separately)

To adjust the armrest height, lift the lever on the outside of the arm support and move the arm up or down. Release the lever to lock.



Seat Height

To raise the seat height, stand up from the chair while lifting the lever, "A," under the right side of the seat. To lower the seat height, lift the lever, "A," while sitting in the chair.



Seat Depth

To adjust the seat depth, Loosen the knob under the seat support by turning clockwise, Slide the support toward or away from the seat to adjust the depth.

