

HEDGEHOG HERALD



PARKLANDS SCHOOL INFORMATION FOR PARENTS SUMMER 2016

EVENTS FOR THE TERM (subject to change)

18 April	Parent Consultations – 4.00pm-6.30pm (Early Years to Year 5)
19 April	Parent Consultations – 3.30pm-6.00pm (Early Years to Year 5)
20 April	Hawthorn and Hazel Classes visiting Butser Ancient Farm (all day)
20 April	NO Junior Wardens Club
21 April	9.00am – Family Assembly (Chestnut and Oak Classes)
21 April	Junior Savers Club
21 April	Karate Club (Years 1-6) – 3.15pm-4.15pm
21 April	Brighton & Hove Albion Football Club (Years 1-6) – 3.15pm-4.15pm (WEEK 1)
22 April	Swimming Lessons – Year 5 & Orchard Class
25-29 April	Science Week
25 April	CLUBS RUN BY TEACHING STAFF START
27 April	Junior Wardens Club - 3.15pm-4.15pm
28 April	NO Family Assembly
28 April	Junior Savers Club
28 April	Karate Club (Years 1-6) – 3.15pm-4.15pm
28 April	Brighton & Hove Albion Football Club (Years 1-6) – 3.15pm-4.15pm (WEEK 2)
29 April	Year 6 CYE Residential – Third instalment of £22.50 due
29 April	Years 5 and 6 attending Science Activities at Bishop Luffa School
29 April	Swimming Lessons – Year 5 & Orchard Class
2 May	Bank Holiday – School closed
4 May	Oak Class attending Sports Festival at Chichester University – letter to follow
4 May	NO Junior Wardens Club
5 May	9.00am – Family Assembly (Cedar and Maple Classes)
5 May	Junior Savers Club
5 May	Karate Club (Years 1-6) – 3.15pm-4.15pm
5 May	Brighton & Hove Albion Football Club (Years 1-6) – 3.15pm-4.15pm (WEEK 3)
6 May	Swimming Lessons – Year 5 & Orchard Class
9-13 May	Year 6 SATs Week
11 May	Junior Wardens Club – 3.15pm-4.15pm
12 May	9.00am – Family Assembly (Birch and Hawthorn Classes)
12 May	Junior Savers Club
12 May	NO Karate Club
12 May	Brighton & Hove Albion Football Club (Years 1-6) – 3.15pm-4.15pm (WEEK 4)
13 May	Swimming Lessons – Year 5 & Orchard Class
16-20 May	Young Enterprise Week
18 May	Yellow Photos – Classes and Teams
18 May	NO Junior Wardens Club
19 May	9.00am – Family Assembly (Ash and Orchard Classes)
19 May	Junior Savers Club



19 May	NO Karate Club
19 May	Brighton & Hove Albion Football Club (Years 1-6) – 3.15pm-4.15pm (WEEK 5)
20 May	Swimming Lessons – Year 5 & Orchard Class
25 May	Junior Wardens Club – 3.15pm-4.15pm
26 May	9.00 – Family Assembly (Beech and Walnut Classes)
26 May	NO Junior Savers Club
26 May	Karate Club (Years 1-6) – 3.15pm-4.15pm
26 May	Brighton & Hove Albion Football Club (Years 1-6) – 3.15pm-4.15pm (WEEK 6)
27 May	LAST DAY OF HALF TERM
27 May	Year 6 CYE Residential – Fourth instalment of £22.50 due
27 May	Swimming Lessons – Year 5 & Orchard Class
30 May-3 June	HALF TERM - School closed to pupils
6 June	INSET DAY – School closed to pupils
7 June	BACK TO SCHOOL
8 June	NO Junior Wardens Club
9 June	NO Family Assembly
9 June	NO Junior Savers Club
9 June	Karate Club (Years 1-6) – 3.15pm-4.15pm
9 June	Brighton & Hove Albion Football Club (Years 1-6) – 3.15pm-4.15pm (WEEK 7)
10 June	Swimming Lessons – Year 5 & Orchard Class
14 June	West Sussex Fire Service visiting Ash and Beech Classes
15 June	Hawthorn and Hazel Classes visiting Fishbourne Roman Palace
15 June	Year 5 and Year 6 Kids on the Catwalk – letter to follow
15 June	West Sussex Fire Service visiting Cedar, Chestnut and Oak Classes
15 June	Junior Wardens Club – 3.15pm-4.15pm
16 June	9.00am – Family Assembly – Classes to be advised
16 June	Junior Savers Club
16 June	Karate Club (Years 1-6) – 3.15pm-4.15pm
16 June	Brighton & Hove Albion Football Club (Years 1-6) – 3.15pm-4.15pm (WEEK 8)
17 June	Swimming Lessons Lessons Year 5 & Orchard Class
18 June	PSA Summer Fair – 12.00pm-3.00pm
22 June	NO Junior Wardens Club
23 June	Sports Day – reserve date 5th July
23 June	NO Family Assembly
23 June	NO Junior Savers Club
23 June	Karate Club (Years 1-6) – 3.15pm-4.15pm
23 June	Brighton & Hove Albion Football Club (Years 1-6) – 3.15-4.15pm (WEEK 9)
24 June	Year 6 CYE Residential – Fifth instalment of £22.50 due
24 June	Swimming Lessons – Year 5 & Orchard Class
29 June	Junior Wardens Club – 3.15pm-4.15pm
30 June	Family Assembly – classes to be confirmed
30 June	Junior Savers Club
30 June	Karate Club (Years 1-6) – 3.15pm-4.15pm
30 June	Brighton & Hove Albion Football Club (Years 1-6) – 3.15-4.15pm (WEEK 10)
1 July	Swimming Lessons – Years 5 & Orchard
5 July	Reserve date for Sports Day
6 July	NO Junior Wardens Club
6 July	Summer Concert at 6.00pm – letter to follow
7 July	9.00am – Family Assembly – Classes to be advised
7 July	Junior Savers Club
7 July	Karate Club (Years 1-6) – 3.15pm-4.15pm
7 July	Brighton & Hove Albion Football Club (Years 1-6) – 3.15-4.15pm (WEEK 11)
7-8 July	Year 6 Camping in the school field
8 July	Swimming Lessons – Years 5 & Orchard (LAST ONE)
13 July	Junior Wardens Club – end of term trip (details to follow)
14 July	9.00am – Family Assembly – Classes to be advised
14 July	Junior Savers Club (LAST ONE)
14 July	NO Karate Club
14 July	Brighton & Hove Albion Football Club (Years 1-6) – 3.15-4.15pm (LAST ONE)
15 July	Year 6 CYE Residential – Sixth instalment of £22.50 due
15 July	NO Swimming Lessons
20 July	NO Junior Wardens Club
21 July	LAST DAY OF THE SUMMER TERM
21 July	NO Family Assembly
21 July	NO Junior Savers Club
21 July	Year 6 Leavers Assembly at 2.15pm
21 July	NO Karate Club
22 July	INSET DAY – School closed to pupils




ASH AND BEECH CLASSES (EARLY YEARS)


Mr Oldman, Miss MacGregor, Mrs Mainwaring, Mrs McKenna, Mrs Venables,
Miss Thomson, Mrs Collard, Mrs Nurse and Mrs Jones.

<p>COMMUNICATION AND LANGUAGE</p> <ul style="list-style-type: none"> • Role play and Solving problems • Story telling e.g. The Very Hungry Caterpillar • Recording messages for our friends • Singing songs • Searching for eggs, animal bones, newts and tadpoles 	<p>** 1st Half Term **</p> <p>OUT OF AN EGG</p> 	<p>MATHEMATICS</p>  <ul style="list-style-type: none"> • Looking at positional language, such as 'behind, next to' • Using shapes to create pattern and build models • Find the total number of objects • Continue to add on and take away • Telling the time • Measuring weight and length
<p>CREATIVE ARTS</p>  <ul style="list-style-type: none"> • Making models with clay, salt dough and cardboard • Painting eggs • Learning and choreographing dances • Creating musical scores • Making hats and finger puppets • Making cards 	<p>** 2nd Half Term **</p> <p>MINI BEASTS</p> 	<p>PERSONAL, SOCIAL AND EMOTIONAL DEVELOPMENT</p> <ul style="list-style-type: none"> • Looking at rules and regulations and why we have them • Sharing our role play equipment and taking turns • Understanding life cycles and how to take care of animals • Looking at our school and who helps us
<p>UNDERSTANDING THE WORLD</p> <ul style="list-style-type: none"> • Exploring animal life cycles • Looking at different animal habitats • Understanding how things grow • Planting seeds • Drawing and reading maps 	<p>WAYS IN WHICH YOU CAN HELP YOUR CHILD</p> <ul style="list-style-type: none"> • Read with your child as much as possible • Encourage your child to look and recognise numbers in the environment • Encourage your child to become more independent 	<p>LITERACY</p> <ul style="list-style-type: none"> • Looking at the differences between fact and fiction books • Creating class information cards • Comparing and contrasting versions of the same story • Writing diary entries • Writing messages to our friends • Writing cards 

BIRCH CLASS (YEAR 1)

Mrs Kiedyk, Mrs Batchelar, Mrs Manning, Mr Smith, Mrs Hanneman and Mrs Jones.

<p>LITERACY</p> <ul style="list-style-type: none"> • Writing labels, lists and captions • Writing fiction stories based on dinosaurs • Making fact sheets, leaflets and information booklets • RWI Phonics 	<p>MATHEMATICS</p> <ul style="list-style-type: none"> • Reading, writing and partitioning numbers • Adding and subtracting • Naming and sorting 2D and 3D shapes • Number sequences • Division and Multiplication • Money 	<p>SCIENCE</p> <p><u>Animals</u></p> <ul style="list-style-type: none"> • Name and group animals • Describe and compare animals • Looking at animal habitats • Explore what dinosaurs liked to eat
<p>COMPUTING</p> <ul style="list-style-type: none"> • Creating pictures and text • Using the internet to research dinosaurs • Making short films about dinosaurs 	<p>** 1st Half Term **</p> <p>DINOSAURS</p> 	<p>MUSIC</p> <ul style="list-style-type: none"> • Using voices and instruments to make sound • Duration of sounds • Exploring instruments and symbols
<p>RE AND PSHCE</p> <ul style="list-style-type: none"> • Special books • SEAL – Relationships 		<p>PE</p> <ul style="list-style-type: none"> • Gymnastics • Sending and receiving skills
<p>HISTORY</p> <ul style="list-style-type: none"> • When did dinosaurs live? • What is a fossil? • How are fossils formed? • Why are dinosaurs extinct? 		<p>ART AND DT</p> <ul style="list-style-type: none"> • Drawing • Colour mixing • Making fossils • Using clay to make sculptures

<p>LITERACY</p> <ul style="list-style-type: none"> • Poetry based on the seaside • Writing fact sheets about pirates • Recounts • Stories about being a pirate and what it would be like to live on the fictional Island of Struay • Get Writing! Phonics 	<p>MATHEMATICS</p> <ul style="list-style-type: none"> • Reading, writing and partitioning numbers • Addition and subtraction word problems • Fractions • Positional language • Word problems involving measures • Maps using co-ordinates 	<p>SCIENCE</p> <p><u>Growing plants</u></p> <ul style="list-style-type: none"> • Parts of a plant • Plant hunt • What do plants need? • We will investigate what happens if plants do not have those things
<p>COMPUTING</p> <ul style="list-style-type: none"> • Researching Pirates • Sequencing instructions • Making wanted posters 	<p>** 2nd Half Term **</p> <p>Boats, Beaches and Pirates</p> 	<p>MUSIC</p> <ul style="list-style-type: none"> • Keeping a steady pulse • Composing • Recording sounds made with instruments and voices
<p>PE</p> <ul style="list-style-type: none"> • Dance • Games – sending and receiving skills 		<p>RE AND PSHCE</p> <ul style="list-style-type: none"> • Belonging and stories Jesus told • SEAL – Changes
<p>GEOGRAPHY</p> <ul style="list-style-type: none"> • What lives on a beach and why • Comparing Chichester to the fantasy island of Struay through the Katie Morag stories 	<p>How to help your child:</p> <ul style="list-style-type: none"> • Read at home regularly and ask your child questions about what they have read • Read, count, order and write numbers up to 100 • Learn number bonds to 10, then 20 • Encourage children to write for different purposes ensuring they use the correct punctuation 	<p>DESIGN TECHNOLOGY</p> <ul style="list-style-type: none"> • Mechanisms • Design, plan and make a moving paddle boat

CEDAR AND CHESTNUT CLASSES (YEAR 2)

Mr Bailey, Miss Bartlett, Mrs Cody, Mrs White, Mrs Mills, Mrs Carley, Mr Capindale and Mrs Emms.

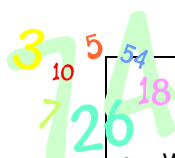
<p>LITERACY</p> <ul style="list-style-type: none"> • Common exception words • Questions, exclamations, statements and commands • Persuasive leaflets • Newspaper articles • Different stories 	<p>MATHS</p> <ul style="list-style-type: none"> • The equivalence of $\frac{2}{4}$ and $\frac{1}{2}$ • $<$ and $>$ signs • Adding two 2-digit numbers • Missing number problems • Telling the time to five minutes • Using the £ symbol 	<p>SCIENCE</p> <ul style="list-style-type: none"> • Dead or alive • Local habitats • World habitats • Food chains 
<p>COMPUTING</p> <ul style="list-style-type: none"> • Reading, sending and replying to emails • Creating tables • Organising data on Microsoft Excel • Using Google maps and Google earth 	<p>HOMES AND HABITATS</p> 	<p>GEOGRAPHY AND HISTORY</p> <ul style="list-style-type: none"> • History of Chichester: Romans, Saxons, Castles, Cathedrals, World Wars • Capital cities of the UK • Comparing Chichester with other worldwide cities • Ariel photographs and drawing maps • Types of homes and high streets 
<p>MUSIC</p> <ul style="list-style-type: none"> • Rhythm and pitch • Playing an ocarina 	<p>SUMMER TERM</p>	<p>DESIGN TECHNOLOGY</p> <ul style="list-style-type: none"> • Using tools • Selecting materials • Evaluating existing products • Building structures • Designing puppets 
<p>RE & PSHCE</p> <ul style="list-style-type: none"> • Relationships • Changes (into Year 3) • Islam • Religious holidays 	<p>PE</p> <ul style="list-style-type: none"> • Habitat dancing • Team Challenges • Athletics • Striking and fielding 	<p>ART</p> <ul style="list-style-type: none"> • Printing patterns • Polystyrene • Sketching • Mixing colours • Using fabric 

WAYS IN WHICH YOU CAN HELP YOUR CHILD

- As we have now covered all of the Year 2 spelling rules, we will be testing and revising these weekly. Children should use the look, say, cover, write, check method
- Play fun word games with their spellings e.g. letting your child test you, saying a silly sentence and copying it down
- Listen to your child read every day and record responses in pupil planner
- When reading together, ask comprehension questions about the characters and setting and have them retell you the story from memory
- Discuss learning when children are completing their learning logs
- Practise times tables daily
- Use the paper copy of their current 'Maths Facts' certificate to practise targets
- Practise writing skills, such as writing stories, descriptions, letters etc.

HAWTHORN AND HAZEL CLASSES (YEAR 3)

Miss Barnes, Mr Thornton, Mrs Glanville and Mrs Balmer.



MATHEMATICS

- Written calculations – we will be focusing on securing the methods the pupils use for addition, subtraction, multiplication and division
- Properties of position and movement – the pupils will be looking at points of the compass and how shapes can be rotated
- Measures – we will be looking at volume and capacity and the different units and scales that we can use to measure them

LITERACY



- Research – after being an archaeologist and finding clues about the past the pupils will use technology to find out facts about the Stone Age and Iron Age
- We will be writing a magazine article about extinct animals from the Stone Age and finding out about animals which are threatened today
- We will be writing a leaflet about some of our famous Stone Age monuments
- Fiction writing will be linked to myths and legends
- Poetry

SCIENCE

- The pupils will look at different types of rocks and how they have been made over thousands of years
- We will learn about how different types of rocks have different purposes and properties
- We will be carrying out investigations to test permeability and hardness
- Animals and humans with a focus on what they eat



PE



- We will be learning different skills that can be used in striking and fielding games such as cricket and rounders
- We will also focus on Outdoor and Adventurous Activities, such as orienteering and team challenges.
- Athletics



STONE AGE TO THE ROMANS!



MUSIC



- This term we will be focusing on composition

PSHCE

- Relationships and working with others
- Changes



HOW TO SUPPORT LEARNING

- Read with your child daily
- Support with homework
- Practise Maths Facts and times tables
- Visit the library to select books to support topics
- Ensure PE kit is in school every day
- Help your child learn their spellings



RE

- We will be learning about Buddhism with a particular focus on co-operation between humans & nature
- Ancient beliefs – the pupils will look at how people from the stone age and iron age worshipped and the evidence for this

History

- History is the driving force behind this term's learning and the pupils will be learning about life in the Stone Age
- We will be asking what can we learn about life in the Stone Age from places like Skara Brae
- We will look at how much life really changed during the Iron Age and how we know

COMPUTING

- We are looking at using internet search engines effectively and finding key information
- Pupils will organise, present and share text, tables, images and sound



FRENCH

- Conversational vocabulary
- Months and days








ART



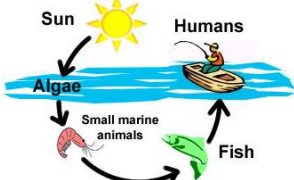



- Sketching skills
- Mosaics and patterns

MAPLE CLASS (YEAR 4)

Mrs Morris, Mr Jones and Miss Harvey.



























<h3>LITERACY</h3> <ul style="list-style-type: none"> Stories with changing settings Research Journalistic writing 	<h3>MATHEMATICS</h3> <ul style="list-style-type: none"> Fractions and Decimals Problems solving Calculations Roman Numerals <table border="1"> <tr> <td>1 = I</td> <td>6 = VI</td> </tr> <tr> <td>2 = II</td> <td>7 = VII</td> </tr> <tr> <td>3 = III</td> <td>8 = VIII</td> </tr> <tr> <td>4 = IV</td> <td>9 = IX</td> </tr> <tr> <td>5 = V</td> <td>10 = X</td> </tr> </table>	1 = I	6 = VI	2 = II	7 = VII	3 = III	8 = VIII	4 = IV	9 = IX	5 = V	10 = X	<h3>SCIENCE</h3> <ul style="list-style-type: none"> Classification of animals Classification keys Effects on animals due to the changing of the environment
1 = I	6 = VI											
2 = II	7 = VII											
3 = III	8 = VIII											
4 = IV	9 = IX											
5 = V	10 = X											
<h3>COMPUTING</h3> <ul style="list-style-type: none"> I am a meteorologist Exploring electronic music 	<p>** 1st Half Term **</p> <h2>CARNIVAL OF THE ANIMALS</h2> 	<h3>MUSIC</h3> <ul style="list-style-type: none"> Singing – developing harmony Carnival of the Animals – Saint Saens Composition 										
<h3>PE</h3> <ul style="list-style-type: none"> Striking and fielding Athletics 	<h3>WAYS IN WHICH YOU CAN HELP YOUR CHILD</h3> <ul style="list-style-type: none"> Zoo visits Research animals Support learning of times tables/spelling 	<h3>RE AND PSHCE</h3> <ul style="list-style-type: none"> Christianity Relationships 										
<h3>FRENCH</h3> <ul style="list-style-type: none"> Animals 		<h3>ART</h3> <ul style="list-style-type: none"> Portraits Sketching 										






<h3>COMPUTING</h3> <ul style="list-style-type: none"> Word Processing – using Publisher to produce leaflets Presentations 	<p>** 2nd Half Term **</p> <h2>SECRET SHORES</h2> 	<h3>MATHEMATICS</h3> <ul style="list-style-type: none"> Review of all key areas Data handling 
<h3>SCIENCE</h3> <ul style="list-style-type: none"> Habitats (pond and sea) Food chains and webs Adaptation Visit to East Head – letter to follow 	<h3>WAYS IN WHICH YOU CAN HELP YOUR CHILD</h3> <ul style="list-style-type: none"> Visit the sea shore Find out about local smuggling Support learning of times tables/spelling 	<h3>GEOGRAPHY</h3> <ul style="list-style-type: none"> Features of coastlines Conservation of local coastline Conservation of coastlines in other countries 
<h3>PSHCE</h3> <ul style="list-style-type: none"> Changes 	<h3>PE</h3> <ul style="list-style-type: none"> Striking and fielding Athletics 	<h3>LITERACY</h3> <ul style="list-style-type: none"> Simile/metaphor poetry Leaflets Fiction – Stories with familiar settings
<h3>FRENCH</h3> <ul style="list-style-type: none"> The sea/beach 	<h3>MUSIC</h3>  <ul style="list-style-type: none"> Notation and pTrumpets 	<h3>Fiction</h3> <p>Stories that have made-up characters and events.</p> 

OAK CLASS (YEAR 5)

Ms Thurston, Mrs Tunnell and Mrs Duroe.


<p>LITERACY</p> <ul style="list-style-type: none">  Spelling, punctuation and grammar  Greek Myths and legends – comprehension skills, particularly ‘inference and deduction’  Writing different genres (narrative, diary and reports) 	<p>MATHS</p> <ul style="list-style-type: none">  Mental maths skills  Multi-step problem solving and maths in the environment  Shape, space & measures  Data handling 	<p>SCIENCE</p> <ul style="list-style-type: none">  Living things and their habitats  Animals including humans – food webs and changes to humans as they grow older  Interpreting data and drawing conclusions
<p>COMPUTING</p> <ul style="list-style-type: none">  Graphic design  Using art programmes  Spreadsheets 	<p>THE GREEKS</p> 	<p>MUSIC</p> <ul style="list-style-type: none">  Refining and Improving Performances  Singing in parts, rounds, etc.
<p>GEOGRAPHY & HISTORY</p> <ul style="list-style-type: none">  The Ancient Greeks: culture legacy, famous Greeks, Olympics and food! 		<p>FRENCH</p> <p>Vocabulary linked to:</p> <ul style="list-style-type: none"> - Sports - Hobbies - Holidays
<p>RE AND PSHCE</p> <ul style="list-style-type: none">  Relationships  Changes 	<p>PE</p> <ul style="list-style-type: none">  Athletics  Striking and fielding games  Swimming (survival or stroke techniques) 	<p>ART</p> <ul style="list-style-type: none">  Manipulating digital images  Sculpture - Greek pot designs and patterns

WAYS IN WHICH YOU CAN HELP YOUR CHILD

-  Research connected to the Ancient Greeks
-  Please continue to encourage your child to complete all homework tasks to the best of his/her ability
-  Regular reading, spelling and times table practice really helps children’s confidence!
-  Help your child to have in school what they need each day
-  **Key Dates:**
Sports Festival at Chichester University on 4th May.




















WALNUT CLASS (YEAR 6)

Mrs Sole, Mrs Monery and Mrs Feast.

<p>GEOGRAPHY AND HISTORY</p> <ul style="list-style-type: none"> ⚡ Paris and its tourist attractions ⚡ The regions of France – climate, location and produce ⚡ Addressing stereotypes 	<p>MATHEMATICS</p> <ul style="list-style-type: none"> ⚡ Fractions – including equivalences, adding and subtracting ⚡ 2D and 3D shapes – their properties ⚡ Measures – imperial and metric ⚡ SATS Revision 	<p>LITERACY</p> <ul style="list-style-type: none"> ⚡ Different genres of writing – newspaper reports, biographies, explanation texts ⚡ Adventure sequel to a French Story ⚡ SATs revision including SPAG ⚡ Spelling Patterns ⚡ Reading with a focus on inference 	
<p>ART AND DESIGN</p> <ul style="list-style-type: none"> ⚡ Impressionism and famous artists ⚡ Pointillism 	<p>**1st Half Term**</p>  <p>"Oh La La!"</p>		<p>COMPUTING</p> <ul style="list-style-type: none"> ⚡ Using IT for revision ⚡ Market research on Apps available
<p>DESIGN TECHNOLOGY</p> <ul style="list-style-type: none"> ⚡ Making pouches for mobile phones 	<p>WAYS TO HELP YOUR CHILD:</p> <ul style="list-style-type: none"> ⚡ Useful Websites: <ul style="list-style-type: none"> www.bbc.co.uk/schools/ks2/bitesize, http://resources.woodlands-junior.kent.sch.uk/ www.mymaths.co.uk 	<p>MUSIC</p> <ul style="list-style-type: none"> ⚡ The elements of music ⚡ Impressionist music 	
<p>SCIENCE</p> <ul style="list-style-type: none"> ⚡ The human circulatory system and the effect of exercise on the body ⚡ Investigations and scientific enquiry including creating line graphs ⚡ Recognise the impact of diet, drugs and lifestyles on the way the body functions 	<ul style="list-style-type: none"> ⚡ Encourage children to read through their revision guides and practice concepts taught at school ⚡ Regular reading, spelling and times table practice really helps children's confidence 	<p>RE AND PSHCE</p> <ul style="list-style-type: none"> ⚡ Relationships ⚡ Pilgrimages ⚡ Health Education 	
<p>Key Date:</p> <ul style="list-style-type: none"> ⚡ SATs week and breakfast – 9th May 			<p>FRENCH</p> <ul style="list-style-type: none"> ⚡ Understanding simple French stories ⚡ Ordering food from a Cafe


WALNUT CLASS (YEAR 6)

Mrs Sole, Mrs Gray, Mrs Money and Mrs Feast.

<p>GEOGRAPHY AND HISTORY</p> <ul style="list-style-type: none">  World climates and harsh environments  Survival skills 	<p>MATHEMATICS</p> <ul style="list-style-type: none">  Shape, space and measures  Data Handling  Multi-step problem solving and maths in the environment 	<p>LITERACY</p> <ul style="list-style-type: none">  Spelling patterns  Different genres of writing – diaries, journals, narrative  Reading Kensuke’s Kingdom by Michael Morpurgo  Comparing and contrasting Novels by Bear Grylls
<p>ART AND DESIGN</p> <ul style="list-style-type: none">  Screen Printing and creating logos  Sculpture and clay 	<p style="text-align: center;">**2nd Half Term**</p>  <p style="text-align: center;">SURVIVAL</p>	<p>COMPUTING</p> <ul style="list-style-type: none">  Creating our own game apps  Programming
<p>DESIGN TECHNOLOGY</p> <ul style="list-style-type: none">  Shelter designs and making models 		<p>MUSIC</p> <ul style="list-style-type: none">  Singing in parts and rounds  Refining and improving Performances
<p>SCIENCE</p> <ul style="list-style-type: none">  Fossils and what they tell us about the past  Evolution of humans and animals and how animals adapt to their environment 		<p>RE AND PSHCE</p> <ul style="list-style-type: none">  Health and Sex Education – the development of a baby  Changes in life (including transfer to secondary school)
<p>FRENCH</p> <ul style="list-style-type: none">  Role play  Simple conversations 	<p>Key Dates:</p> <ul style="list-style-type: none">  Camping in the school field – 7th and 8th July  Leavers Assembly – 21st July 2016 at 2.15pm 	


ORCHARD CLASS (SSC)

Miss Marley, Miss Webster, Mr Etheridge, Mrs Denman, Mrs Rochester, Mrs Nurse, Mrs Janman, Mrs Slattery, Mrs Maidment and Mrs White.

<p>HISTORY AND TOPIC</p> <ul style="list-style-type: none"> • Exploring and researching famous quests and adventures through time • Learning about the features of a quest and adventure tale • Imagining and creating our own quest adventure characters, scenes and stories 	<p>MATHEMATICS</p> <ul style="list-style-type: none"> • Shape • Place value and number recognition • Mental and written calculations for all four operations • Time • Measuring length • Maths quests: Application of skills 	<p>LITERACY</p> <ul style="list-style-type: none"> • Perfecting letter formation including joining • Developing sentence structure with the use of conjunctions • Learning to use speech marks • Developing use of accurate writing skills • Reading and writing quest adventures using Talk for Writing
<p>TOPIC AND COMPUTING</p> <ul style="list-style-type: none"> • Learning to use an I-Pad based app- Smoovie • Learning to take photographs to create an animation • Turning our own quest adventure ideas into an animation 	<p>** 1st Half Term **</p> <p>QUESTS AND ADVENTURES!</p>  <p>This half term's learning has been planned with the children's ideas!</p>	<p>SCIENCE</p> <ul style="list-style-type: none"> • Electricity • Recognising appliances that use electricity • Constructing a simple circuit • Using switches <p>Science week:</p> <ul style="list-style-type: none"> • Asking scientific questions • Exploring and applying investigative skills
<p>TOPIC AND ART</p> <ul style="list-style-type: none"> • Designing a book or DVD cover for a quest adventure • Designing and creating a quest character using clay 		<p>MUSIC</p> <ul style="list-style-type: none"> • Singing and Makaton signing • Listening to quest and adventure theme tunes • Creating our own quest theme tune using musical instruments and voice
<p>SPEECH, LANGUAGE, SOCIAL AND FUNCTIONAL SKILLS</p> <ul style="list-style-type: none"> • Developing children's individual speech and language targets • Developing independence skills including dressing and organising my own learning • Developing social interaction skills including play skills • Write dance programme • OT sessions for some children 	<p>WAYS IN WHICH YOU CAN HELP YOUR CHILD</p> <ul style="list-style-type: none"> • Listen to them read regularly • Develop independence, i.e. dressing and carrying out simple tasks • Help them to recall and use their letter sounds • Practising times tables 2s, 3s, 4s, 5s and 10s • Reading quests and adventures to your children 	<p>PE AND GAMES</p> <ul style="list-style-type: none"> • Daily Jump Ahead sessions • PE- Athletics • Games: Aiming • Swimming at Fordwater School for children in KS2

ORCHARD CLASS (SSC)

Miss Marley, Miss Webster, Mr Etheridge, Mrs Denman, Mrs Rochester, Mrs Nurse, Mrs Janman, Mrs Slattery, Mrs Maidment and Mrs White.

<p style="text-align: center;">LITERACY</p> <ul style="list-style-type: none"> • Perfecting letter formation including joining • Developing and applying accurate writing skills • Learning how to write a persuasive advert or leaflet using Talk for Writing • Applying my writing skills in independent writing tasks 	<p style="text-align: center;">MATHEMATICS</p> <ul style="list-style-type: none"> • Counting and number facts • Mental and written calculations for all operations • Measuring mass and capacity • Applying skills using real life problems • Data 	<p style="text-align: center;">SCIENCE</p> <ul style="list-style-type: none"> • Learning about Ocean habitats • Ocean Food chains • Working scientifically • Asking scientific questions • Planning investigations • Carrying our investigations • Recording and analysing results
<p style="text-align: center;">GEOGRAPHY AND TOPIC</p> <ul style="list-style-type: none"> • Learning about the different seas and oceans in the world • Exploring sea life near and far • Learning about Coral reefs • Exploring ship wrecks and the sea bed • Carrying out research and constructing a project about my own sea life interest 	<p style="text-align: center;">**2nd Half Term**</p> <p style="text-align: center;">SEA LIFE</p>  <p style="text-align: center;">This half term's learning has been planned with the children's ideas!</p>	<p style="text-align: center;">MUSIC</p> <ul style="list-style-type: none"> • Singing and Makaton signing • Using voice to create sound • Working together to make an ocean soundtrack using voice and instruments
<p style="text-align: center;">PSHCE</p> <ul style="list-style-type: none"> • Transition and moving on 		<p style="text-align: center;">DESIGN TECHNOLOGY AND ART</p> <ul style="list-style-type: none"> • Creating a 3-D ocean scene in a box! • Joining and connecting materials • Using a range of mediums
<p style="text-align: center;">SPEECH, LANGUAGE, SOCIAL AND FUNCTIONAL SKILLS</p> <ul style="list-style-type: none"> • Developing children's individual speech and language targets • Developing listening and attention skills • Developing ways of asking for help • Developing appropriate play skills 	<p style="text-align: center;">WAYS IN WHICH YOU CAN HELP YOUR CHILD</p> <ul style="list-style-type: none"> • Listen to them read regularly • Help them to learn their spellings • Practise times tables 2s, 3s, 4s, 5s and 10s • Developing independence skills including dressing • Researching sea life • Talking about transition and moving on 	<p style="text-align: center;">PE</p> <ul style="list-style-type: none"> • Daily Jump Ahead sessions • PE- Athletics • Games: Striking and fielding games • Swimming at Fordwater School for children in KS2



Term and Holiday Dates 2016-2017

SUMMER TERM 2016

11th April – 22nd July 2016

Half Term

30th May – 3rd June 2016

Inset Days

6th June and 22nd July

AUTUMN TERM 2016

5th September – 16th December 2016

Half Term

24th October – 28th October 2016

Inset Days

5th September and 21st October

SPRING TERM 2017

3rd January – 7th April 2017

Half Term

20th February – 24th February 2017

Inset Days

To be confirmed