



OzoClaus

Created by

Carrie Willis

Technology Director at Valley Preparatory School

cwillis@vpredlands.org

Topics

Robotics, Computer Science, Programming

Ages

K-5

Duration

30-45 min



Students will use previous knowledge of Ozobots and OzoCodes to program OzoClaus to deliver presents on Christmas Eve.

Grade Levels: K, 1, 2, 3, 4, 5

Duration: 30-45 min

Materials: OzoBot (1.0 or higher), markers, printable course templates, scissors & tape (optional)

Objective: Help OzoClaus deliver presents to the houses on Christmas Eve, but beware of the Grinch !

Prerequisites: Knowledge of how OzoCodes work



Your Mission:

Help OzoClaus deliver presents to the houses of the good girls and boys before the time runs out on Christmas Eve !

You must program OzoClaus to:



Avoid the Grinch



Stop at each house to deliver presents



Take a quick break for milk and cookies



Return to the North Pole before Christmas morning



Use your OzoCode cheat sheet, and printed course template, to complete your mission.



Start →





Start →



Hurry i Don't
be late i



Almost home!
Do a jolly jig!





Game over



Start →



left

pause

right



Hurry! Don't be late!

pause

straight



**Almost home!
Do a jolly jig!**

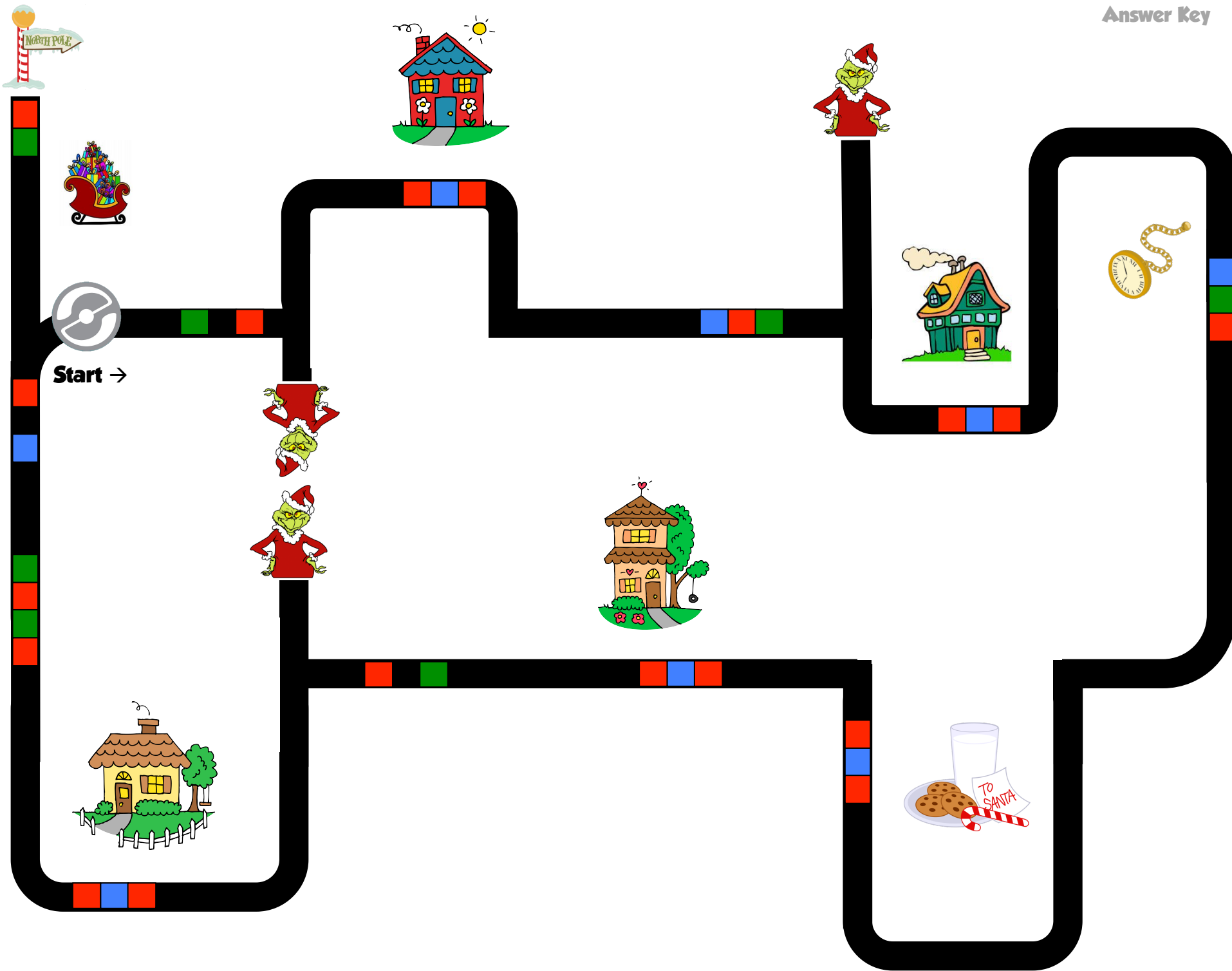
pause

left

pause



pause





Game over



Start →



pause



Hurry! Don't be late!

left

right

straight

pause



Almost home!
Do a jolly jig!

pause








left

pause












pause










OzoCode Cheat Sheet

-  turn left
-  turn right
-  pause (3sec)
-  fast
-  turbo
-  nitro boost
-  tornado
-  spin
-  win/exit
(game over)

OzoCode Cheat Sheet

-  turn left
-  turn right
-  pause (3sec)
-  fast
-  turbo
-  nitro boost
-  tornado
-  spin
-  win/exit
(game over)










OzoCode Cheat Sheet

-  turn left
-  turn right
-  pause (3sec)
-  fast
-  turbo
-  nitro boost
-  tornado
-  spin
-  win/exit
(game over)










OzoCode Cheat Sheet

-  turn left
-  turn right
-  pause (3sec)
-  fast
-  turbo
-  nitro boost
-  tornado
-  spin
-  win/exit
(game over)










OzoCode Cheat Sheet

-  turn left
-  turn right
-  pause (3sec)
-  fast
-  turbo
-  nitro boost
-  tornado
-  spin
-  win/exit
(game over)

OzoCode Cheat Sheet

-  turn left
-  turn right
-  pause (3sec)
-  fast
-  turbo
-  nitro boost
-  tornado
-  spin
-  win/exit
(game over)

OzoCode Cheat Sheet

-  turn left
-  turn right
-  pause (3sec)
-  fast
-  turbo
-  nitro boost
-  tornado
-  spin
-  win/exit
(game over)

OzoCode Cheat Sheet










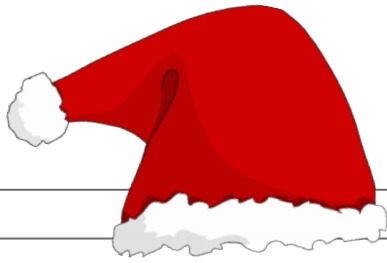
-  turn left
-  turn right
-  pause (3sec)
-  fast
-  turbo
-  nitro boost
-  tornado
-  spin
-  win/exit
(game over)

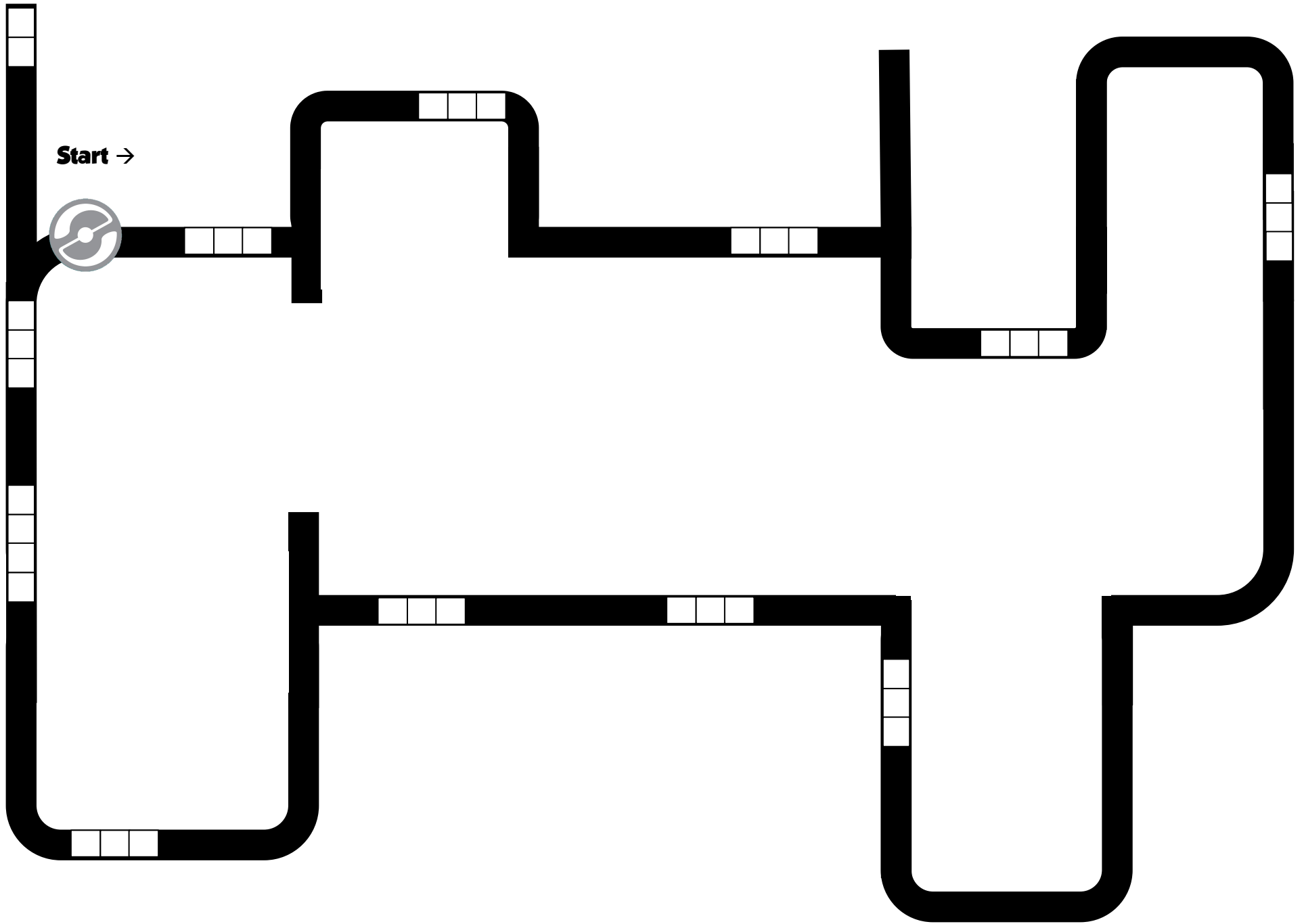
Optional Resources

-Santa hat Ozobot costume

-Blank template for students to draw their own houses or make up their own course

***Additional ideas: make 3D pop-up houses and characters for the course**





Questions?

Please feel free to contact me with any questions or lesson suggestions !



Carrie Willis

cwillis@vpredlands.org

Use the hashtags #OzoClaus & #OzoNation to share photos of your students on social media !