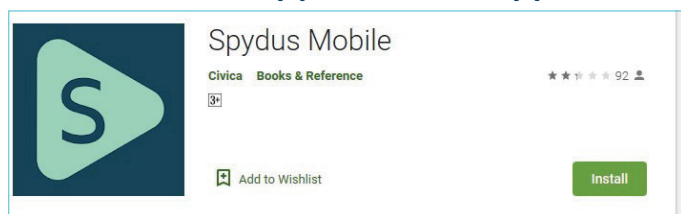


How to get the best out of the Spydus mobile app

porirualibrary.org.nz

Search your library for books or e-books, then download, save, or reserve. You will need your library card and access pin to access this online service.

1. Download the **Spydus Mobile app**.

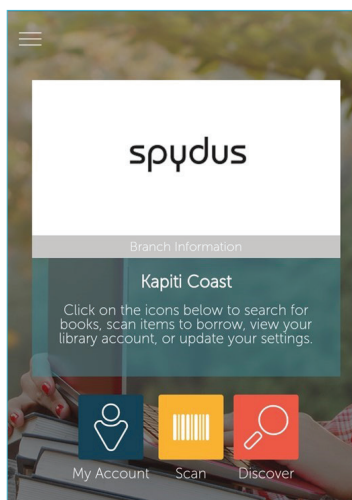


Once installed, open the **Spydus app** on your device:

- Select **Library** and search for Porirua.
- Login and enter your details.
- Select your **preferred branch** and Login.

Once you have set up the app you're always logged in.

2. The four icons of Spydus are **My Account**, or **Scan** or **Discover**, or the **'hamburger'** menu (3 stacked lines, top right corner).




or the **'hamburger'** menu.



- If you are a SMART borrower from another library eg Kāpiti, and you borrow a Porirua book, **My Account** will only show the Kapiti library books you have borrowed.
- If you are a Porirua library borrower, you may not be able to see or renew items from Masterton, Kāpiti or Hutt libraries (we are working on the upgrade).

3. Tap **My Account** to view your library loans.



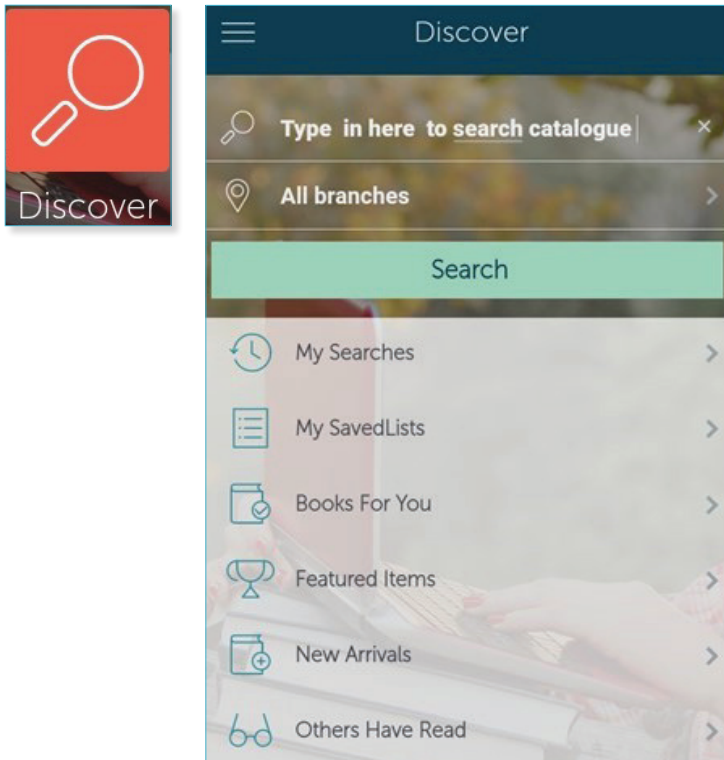
LOANS	
Current loans	1 >
Overdue loans	0
Claims returned/never borrowed	0
Reported lost	0
Lost	0
RESERVATIONS	
Reservations available for pickup	0
Reservations not yet available	0
Standing reservations	0
Bookings	0
HISTORY	
Previous loans	4 >
Previous reservations	0

- Tap the > to find more information on your loans.

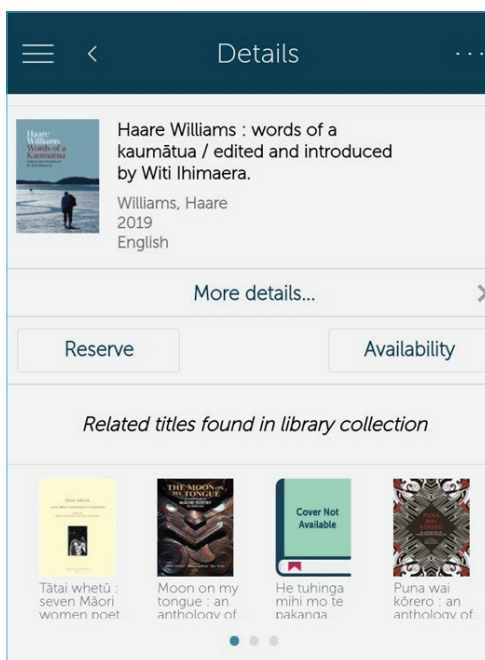
To renew an item:

- Tap **Current Loans/Overdue Loans**.
- Select an item and tap **Renew**. Confirm the renewal.

4. Tap **Discover** to search the library catalogue.

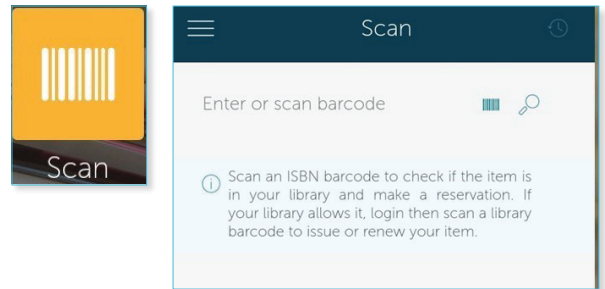


- Enter title at the top next to the spyglass icon.
- Tap the cover of the book you wish to borrow to see the **Details** screen below.



- On the details screen you can either tap:
 - **More details...** to read the contents
 - **Availability** to see which library has the book
 - **Reserve** to request the book- select “Porirua” as pick-up location
- Tap **Done** to complete the reservation.

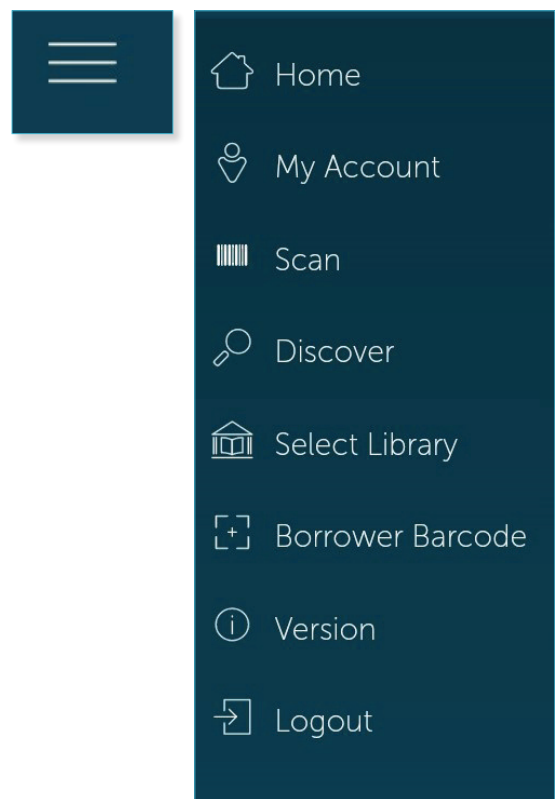
5. Tap **Scan** to enter the barcode/ISBN off the back of any book to see if your library has a copy.



- Tap **Barcode icon** on the top right, next to spyglass icon, and **ALLOW** app to take pictures.
- Hold your camera over the ISBN barcode and wait for the scan to complete and display the result.
- For eBooks and eAudiobooks you need the Borrowbox app or the Libby app.

6. If you get to the library with cell phone but no library card.

- Tap the **hamburger** icon.



- Tap **Borrower Barcode**.

The Spydus mobile app is like a library in the palm of your hand.