

economy

Gross domestic product

\$1,624

million in 2010 prices

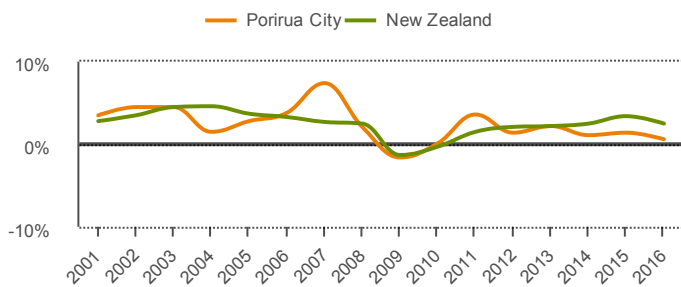
0.7%

of national total

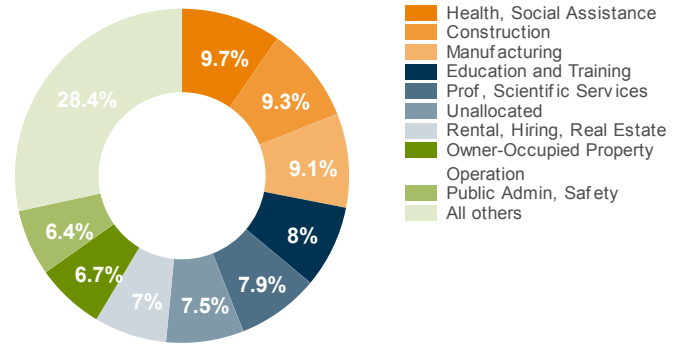
Economic growth Annual average % change

	2016	Last 10 years
PORIRUA CITY	0.6%	1.8%
NEW ZEALAND	2.5%	1.8%

Economic growth



Industry proportion of GDP



Biggest contributors to economic growth 2006-2016

Construction	\$74
Rental, Hiring and Real Estate Services	\$27
Health Care and Social Assistance	\$23
Public Administration and Safety	\$22
Professional, Scientific and Technical Services	\$21
All other industries	\$98
Total increase in GDP (\$m)	\$265

labour market

Total employment

18,188

Filled Jobs

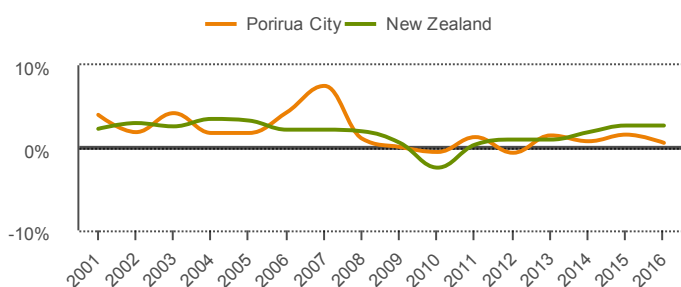
0.8%

of national total

Employment growth Annual average % change

	2016	Last 10 years
PORIRUA CITY	0.6%	1.3%
NEW ZEALAND	2.7%	1.2%

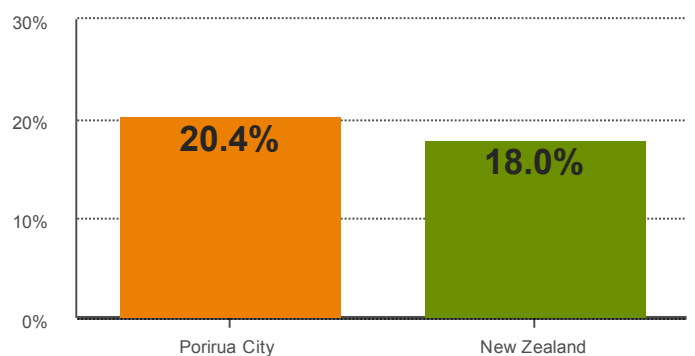
Employment growth



Industries which created most jobs 2006-2016

Construction	1,032
Health Care and Social Assistance	331
Administrative and Support Services	325
Arts and Recreation Services	264
Other Services	206
All other industries	86
Total increase in employment	2,242

Self employment rate, 2016



productivity

GDP per employed person

\$89,312

GDP per employee

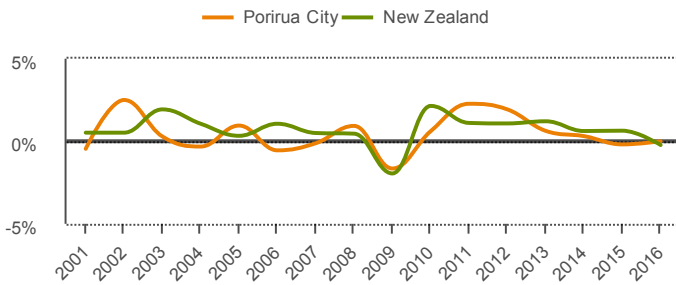
\$94,559

New Zealand

Productivity growth Annual average % change

	2016	Last 10 years
PORIRUA CITY	0.0%	0.5%
NEW ZEALAND	-0.2%	0.6%

Productivity growth



business units

No. of business units

4,077

Business units

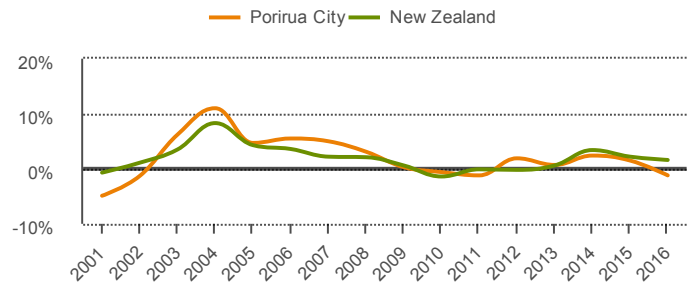
0.7%

of national total

Growth in business units Annual average % change

	2016	Last 10 years
PORIRUA CITY	-1.2%	1.2%
NEW ZEALAND	1.6%	1.1%

Growth in business units:



population

Total population

55,400

Usually resident persons

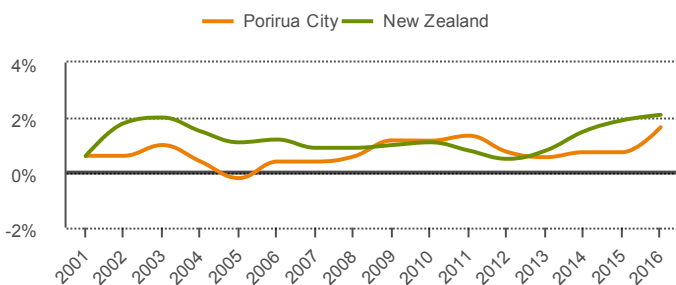
1.2%

of national total

Population growth Annual average % change

	2016	Last 10 years
PORIRUA CITY	1.7%	0.9%
NEW ZEALAND	2.1%	1.2%

Population growth:



standard of living

Mean annual earnings 2015

\$52,130

Porirua City

\$56,030

New Zealand

Annual earnings growth Annual average % change

	2015	Last 10 years
PORIRUA CITY	0.8%	3.5%
NEW ZEALAND	3.1%	3.6%

Housing affordability (higher is less affordable)

