

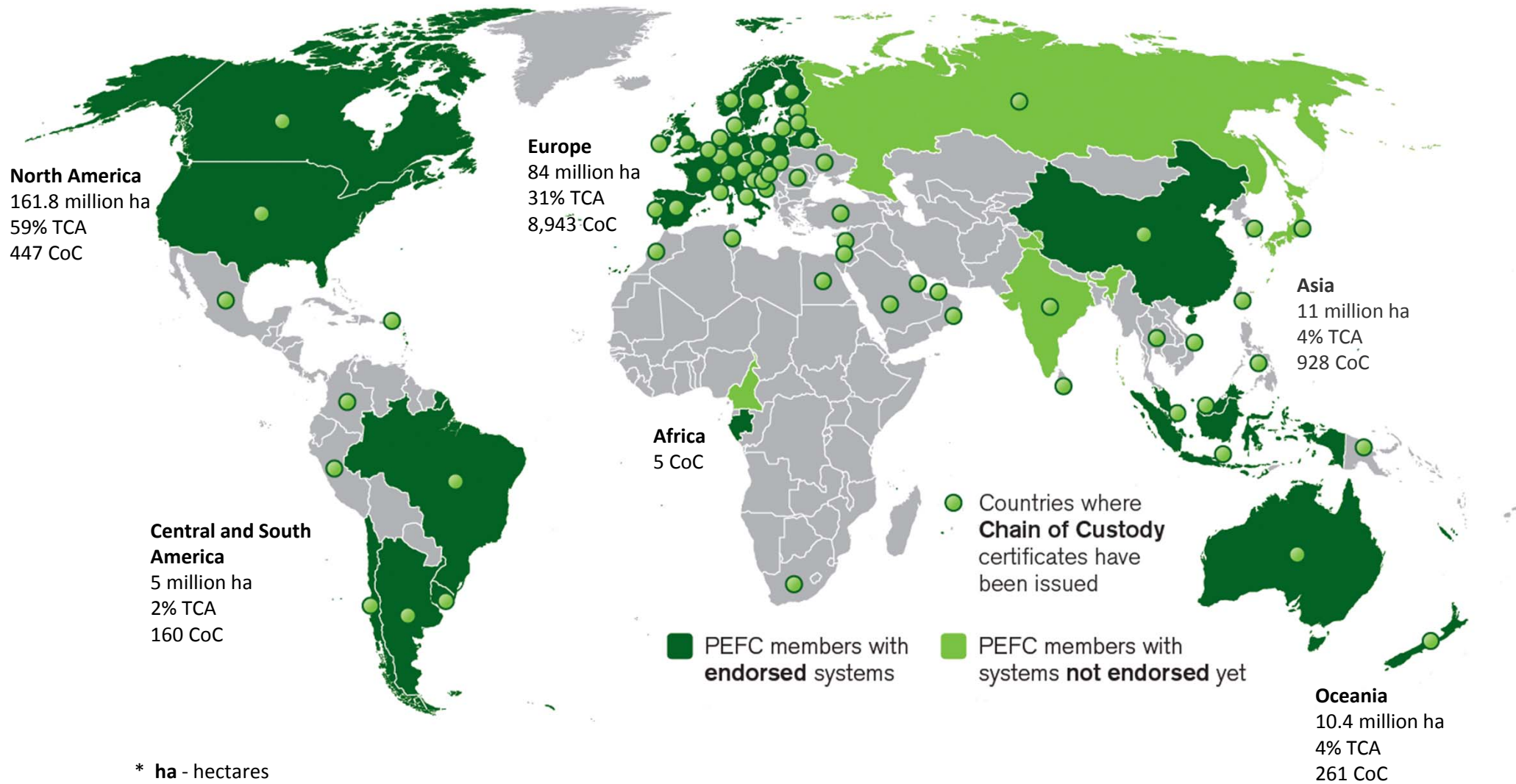
# PEFC Global Statistics: SFM & CoC Certification

---

*Data: December 2015*



# Members, Endorsed Systems; Distribution of Certificates



\* ha - hectares  
 CoC – Chain of Custody certificates  
 TCA – % of Total PEFC Certified Area

# International Stakeholder Members

- APP Timber
- Asia Pacific Resources International Holdings Ltd. (APRIL)
- Association Technique Internationale des Bois Tropicaux (ATIBT)
- Building and Wood workers' International (BWI)
- Confederation of European Forest Owners (CEPF)
- Confederation of European Paper Industries (CEPI)
- Earth Focus Foundation
- European Network of Forest Entrepreneurs (ENFE)
- European Timber Trade Federation (ETTF)
- European Tissue Symposium (ETS)
- Fibria
- International Council of Forest and Paper Associations (ICFPA)
- International Family Forestry Alliance (IFFA)
- International Paper
- Metsä Group
- Purinusa Ekapersada (APP)
- RECOFTC
- Smurfit Kappa
- StoraEnso
- Suzano Pulp and Paper
- Union of Silviculturists of Southern Europe (USSE)
- Weyerhaeuser

# CERTIFIED FOREST AREA

---



[www.pefc.org](http://www.pefc.org)





# Certified Forest Area by Country



Country	Certified Area (ha)
Australia	10'400'000
Austria	2'936'144
Belarus	8'818'500
Belgium	298'500
Brazil	2'797'161
Canada (CSA)	40'955'511
Canada (SFI)	87'806'131
Chile	1'926'997
China	5'620'093
Czech Republic	1'771'299
Denmark	257'777
Estonia	1'028'712
Finland	17'582'892
France	8'034'570
Germany	7'321'376
Indonesia	727'078
Ireland	376'108

Country	Certified Area (ha)
Italy	824'863
Latvia	1'683'604
Luxembourg	32'859
Malaysia	4'662'967
Norway	9'142'702
Poland	7'277'704
Portugal	255'335
Russia	0
Slovak Republic	1'251'266
Slovenia	31'220
Spain	1'890'706
Sweden	11'354'853
Switzerland	224'887
United Kingdom	1'351'505
USA (ATFS)	8'300'185
USA (SFI)	24'751'990
Uruguay	367'438
<b>Total</b>	<b>272'062'933</b>

# Certified Forest Area by Region



Asia	Certified Area (ha)
China	5'620'093
Indonesia	727'078
Malaysia	4'662'967
<b>Total</b>	<b>11'010'138</b>

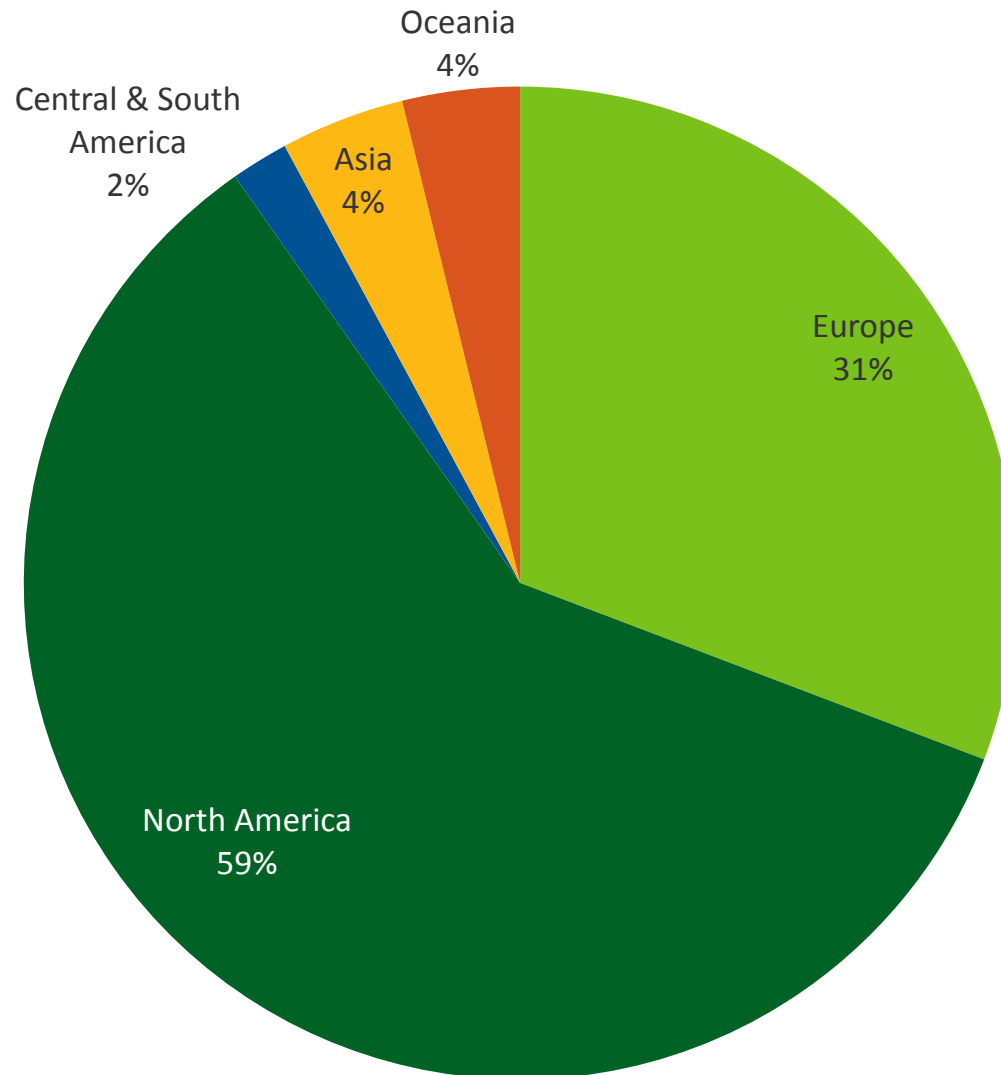
Central & Southern America	Certified Area (ha)
Brazil	2'797'161
Chile	1'926'997
Uruguay	367'438
<b>Total</b>	<b>5'091'596</b>

North America	Certified Area (ha)
Canada (CSA)	40'955'511
Canada (SFI)	87'806'131
USA (ATFS)	8'300'185
USA (SFI)	24'751'990
<b>Total</b>	<b>161'813'817</b>

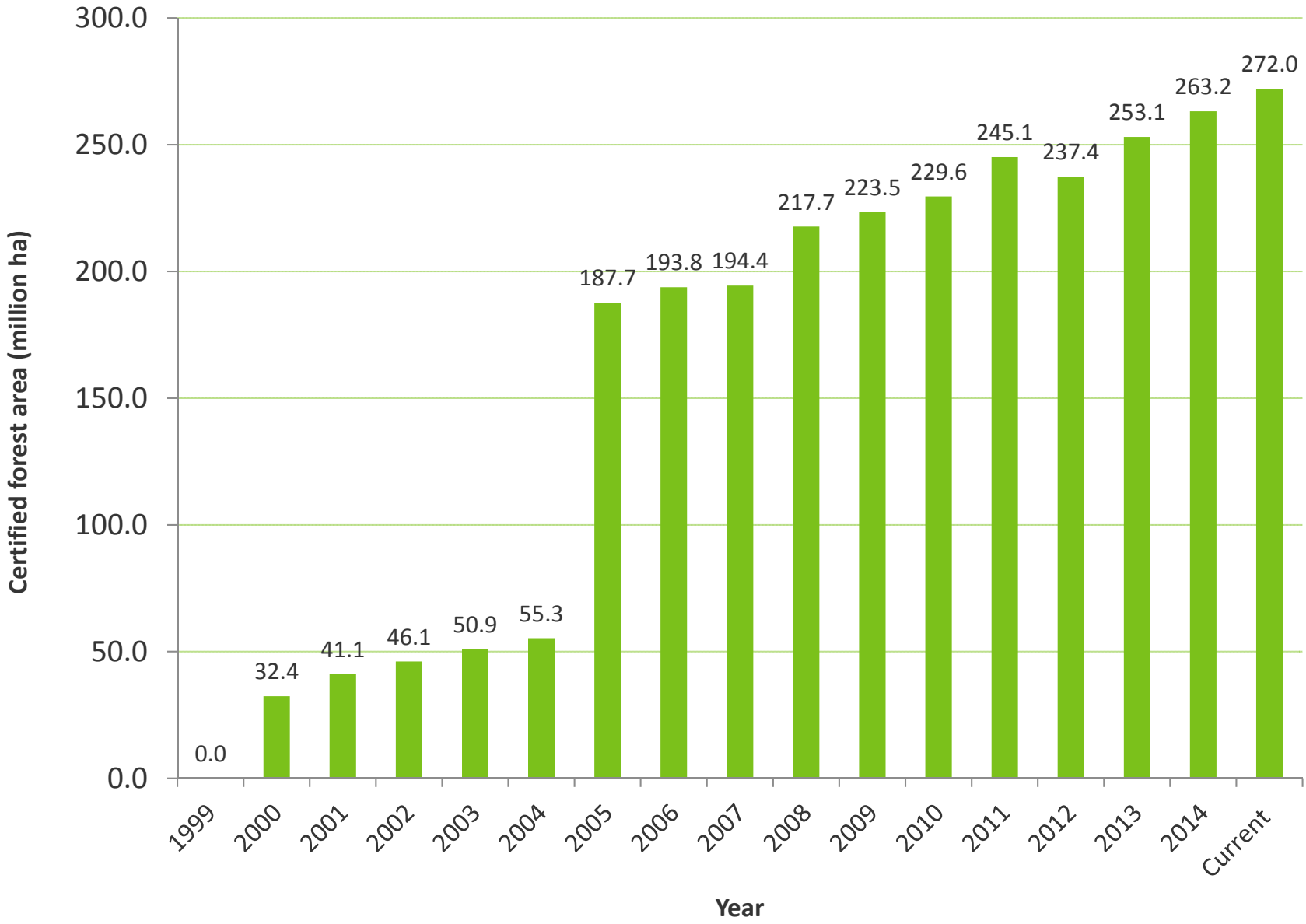
Oceania	Certified Area (ha)
Australia	10'400'000
<b>Total</b>	<b>10'400'000</b>

Europe	Certified Area (ha)
Austria	2'936'144
Belarus	8'818'500
Belgium	298'500
Czech Republic	1'771'299
Denmark	257'777
Estonia	1'028'712
Finland	17'582'892
France	8'034'570
Germany	7'321'376
Italy	376'108
Ireland	824'863
Latvia	1'683'604
Luxembourg	32'859
Norway	9'142'702
Poland	7'277'704
Portugal	255'335
Russia	0
Slovak Republic	1'251'266
Slovenia	31'220
Spain	1'890'706
Sweden	11'354'853
Switzerland	224'887
United Kingdom	1'351'505
<b>Total</b>	<b>83'747'382</b>

# Certified Forest Area by Region



# Certified Area Growth





# Top Ten – Certified Forest Area



Country	Certified Area (ha)
Canada	128'761'642
United States	33'052'175
Finland	17'582'892
Sweden	11'354'853
Australia	10'400'000
Norway	9'142'702
Belarus	8'818'500
France	8'034'570
Germany	7'321'376
Poland	7'277'704

# CHAIN OF CUSTODY

---



# Chain of Custodies by Country



Country	
Argentina	9
Australia	237
Austria	456
Bahrain	1
Belarus	41
Belgium	294
Bosnia and Herzegovina	3
Brazil	70
British Virgin Islands	1
Bulgaria	4
Canada	180
Chile	68
China	263
Colombia	2
Croatia	1
Czech Republic	185
Denmark	86
Egypt	2
Estonia	40
Finland	206

Country	
France	2'045
Germany	1'639
Hungary	15
India	11
Indonesia	22
Ireland	41
Israel	7
Italy	715
Japan	191
Latvia	38
Lebanon	1
Lithuania	8
Luxembourg	16
Macau	2
Malaysia	350
Mexico	4
Monaco	2
Morocco	1
Netherlands	467
New Zealand	23

Country	
Norway	61
Papua New Guinea	1
Peru	9
Philippines	1
Poland	152
Portugal	96
Romania	22
Russia	15
Saudi Arabia	3
Singapore	22
Slovak Republic	60
Slovenia	31
South Africa	1
South Korea	5
Spain	786
Sri Lanka	2
Sultanate of Oman	2
Sweden	212
Switzerland	61
Taiwan	8

Country	
Thailand	8
Tunisia	1
Turkey	17
Ukraine	1
United Arab Emirates	27
United Kingdom	1'127
USA (PEFC CoC)	263
Uruguay	1
Vietnam	2
<b>Total:</b>	<b>10'744</b>



# Chain of Custodies by Region



Europe			
Austria	456	Luxembourg	16
Belarus	41	Monaco	2
Belgium	294	Netherlands	467
Bosnia & Herzegovina	3	Norway	61
Bulgaria	4	Poland	152
Croatia	1	Portugal	96
Czech Republic	185	Romania	22
Denmark	86	Russia	15
Estonia	40	Slovak Republic	60
Finland	206	Slovenia	31
France	2'045	Spain	786
Germany	1'639	Sweden	212
Hungary	15	Switzerland	61
Ireland	41	Turkey	17
Italy	715	Ukraine	1
Latvia	38	United Kingdom	1'127
Lithuania	8	<b>Total</b>	<b>8'919</b>

Africa	
Egypt	2
Morocco	1
South Africa	1
Tunisia	1
<b>Total</b>	<b>5</b>

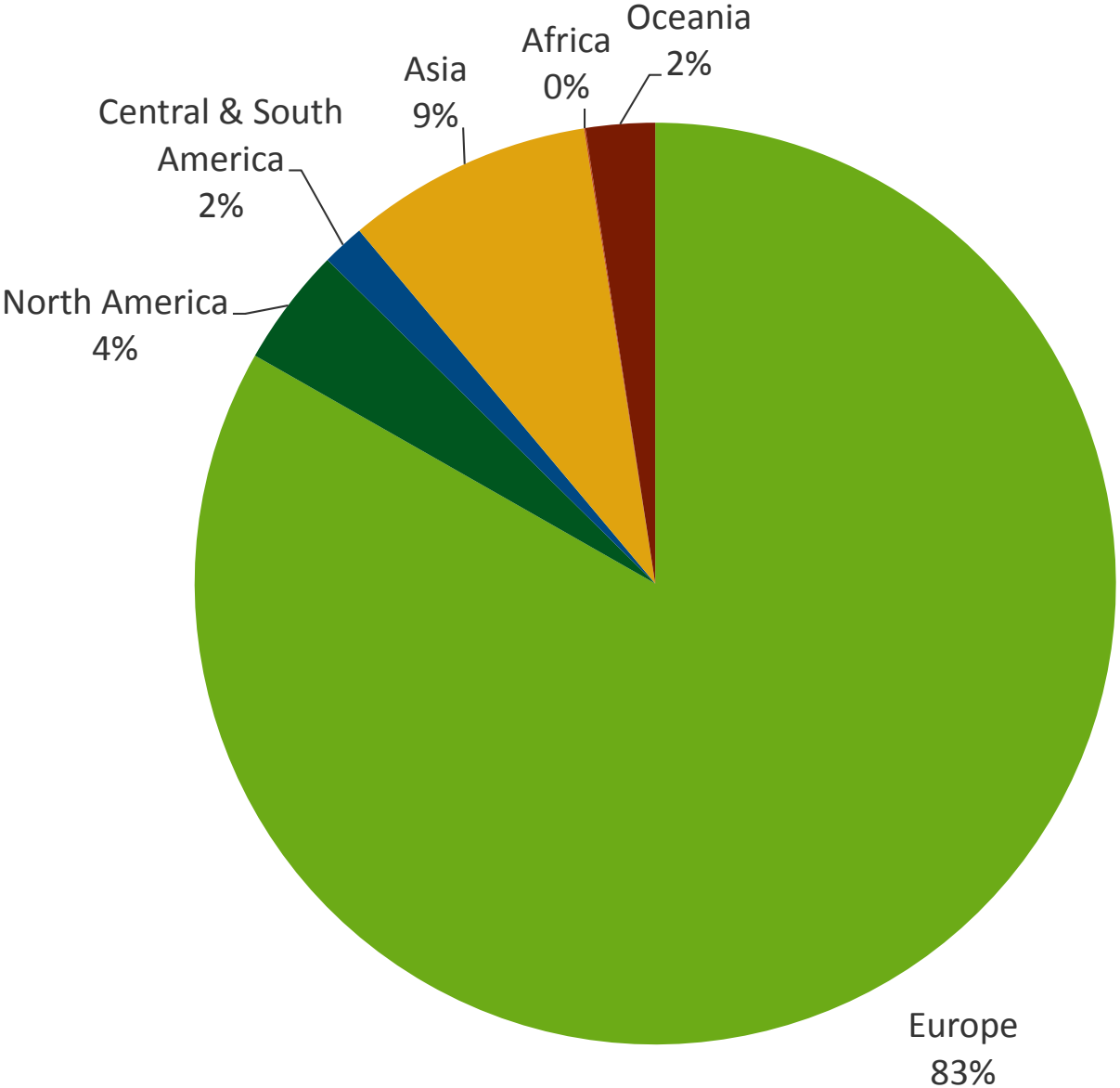
Oceania	
Australia	237
New Zealand	23
Papua New Guinea	1
<b>Total</b>	<b>257</b>

Central & South America	
Argentina	9
Brazil	70
British Virgin Islands	1
Chile	68
Colombia	2
Peru	9
Uruguay	1
<b>Total</b>	<b>160</b>

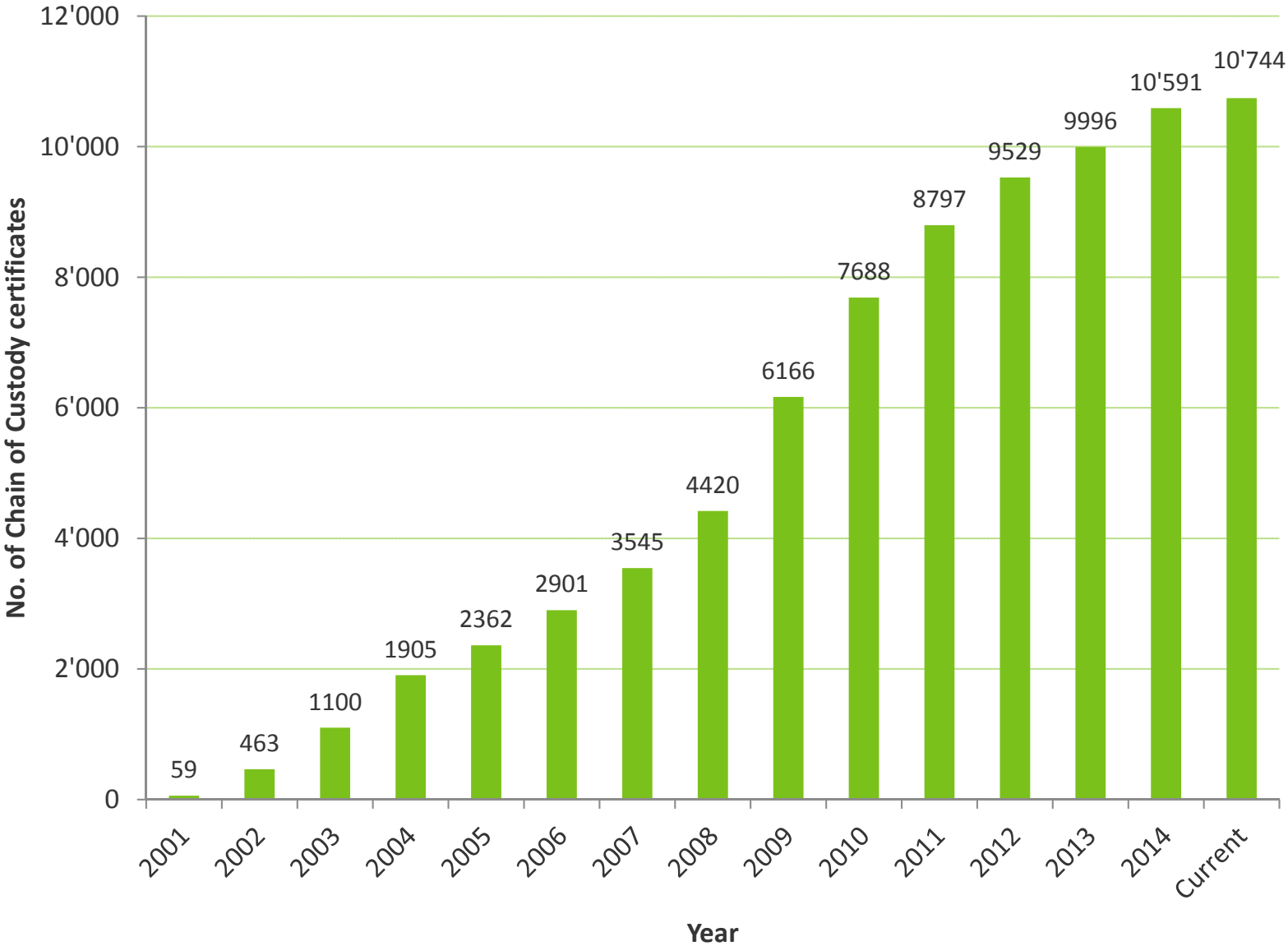
North America	
Canada	180
Mexico	4
USA	263
<b>Total</b>	<b>447</b>

Asia	
Bahrain	1
China	263
India	11
Indonesia	22
Israel	7
Japan	191
Lebanon	1
Macau	2
Malaysia	350
Philippines	1
Saudi Arabia	3
Singapore	22
South Korea	2
Sri Lanka	5
Sultanate of Oman	2
Taiwan	8
Thailand	8
United Arab Emirates	27
Vietnam	2
<b>Total</b>	<b>928</b>

# Chain of Custody by Region



# Chain of Custody Growth





# Top Ten – Chain of Custody



Country	Number of Chain of Custody certificates
France	2'045
Germany	1'639
United Kingdom	1'127
Spain	786
Italy	715
Netherlands	467
Austria	456
Malaysia	350
Belgium	294
China and USA	263

# Thank you!

---

## **PEFC Council**

World Trade Center 1  
10, route de l'Aéroport  
CH-1215 Geneva  
Switzerland  
Tel. +41 22 799 45 40  
[info@pefc.org](mailto:info@pefc.org)

[www.pefc.org](http://www.pefc.org)

