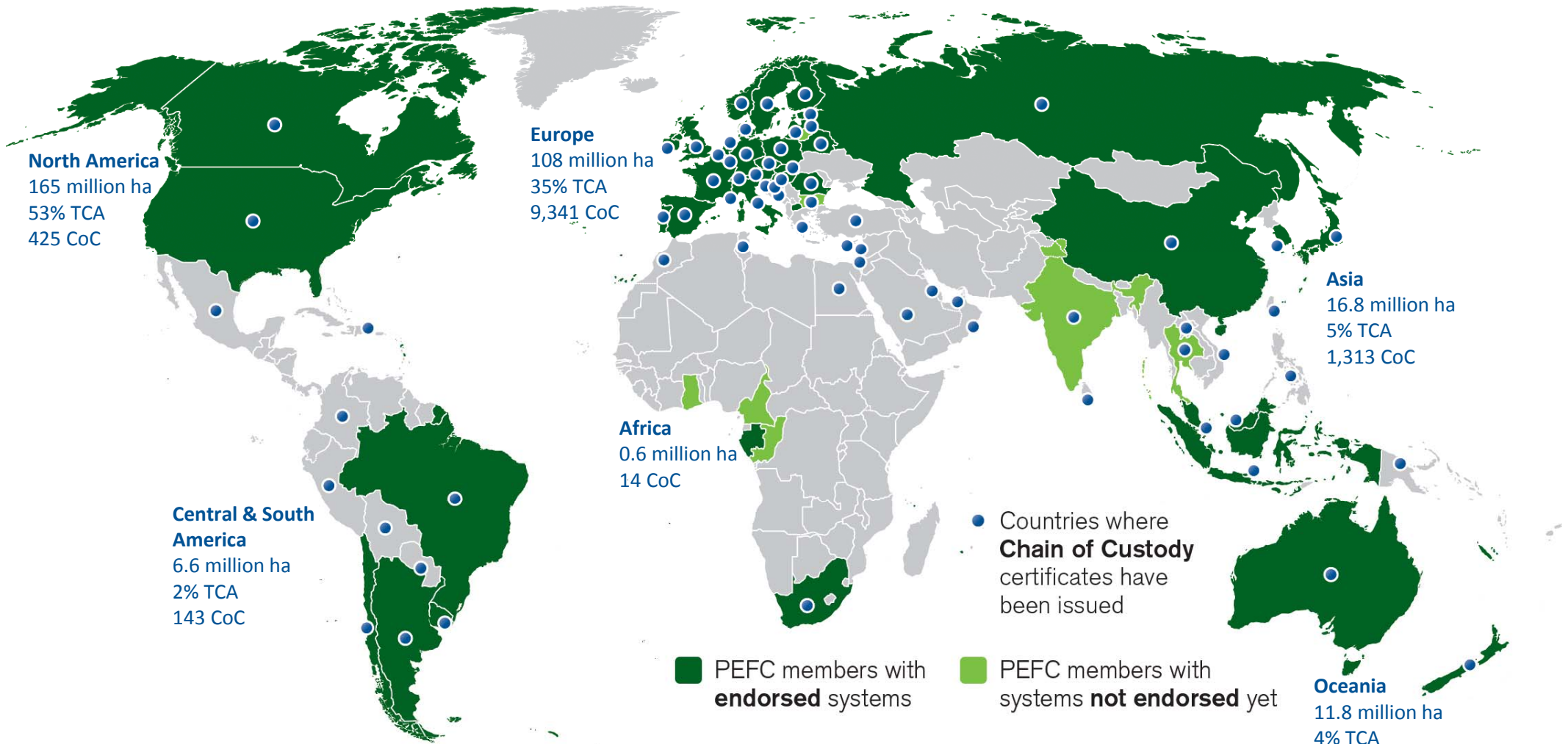


PEFC Global Statistics: SFM & CoC Certification

Data: December 2018

Members, Endorsed Systems; Distribution of Certificates



* ha - hectares
CoC - Chain of Custody certificates
TCA - % of total PEFC certified area

Data: December 2018

International Stakeholder Members



- APP Timber
- Arauco
- Asia Pacific Resources International Holdings Ltd. (APRIL)
- Association Technique Internationale des Bois Tropicaux (ATIBT)
- Building and Wood Worker's International (BWI)
- Confederation of European Forest Owners (CEPF)
- Confederation of European Paper Industries (CEPI)
- Connecting Natural Values and People (CNVP)
- Double A
- European Biomass Association (AEBIOM)
- European Confederation of Agricultural, Rural and Forestry Contractors (CEETTAR)
- European Panel Federation (EPF)
- European Pulp Industry Sector Association AISBL (EPIS)
- European Timber Trade Federation (ETTF)
- European Tissue Symposium (ETS)
- Fibria
- International Council of Forest and Paper Associations (ICFPA)
- International Family Forestry Alliance (IFFA)
- International Paper
- Metsä Group
- Mondi
- Olam International
- Purinusa Ekapersada (APP)
- RECOFTC
- Smurfit Kappa
- Stora Enso
- Suzano Pulp and Paper
- Union of Silviculturists of Southern Europe (USSE)
- WestRock Company
- Weyerhaeuser Company

CERTIFIED FOREST AREA



Certified Forest Area by Country



Country	Certified Area (ha)
Argentina	247'135
Australia	11'339'703
Austria	2'669'187
Belarus	8'595'160
Belgium	300'999
Brazil	3'810'105
Canada (CSA)	33'533'849
Canada (SFI)	98'500'664
Chile	1'908'712
China	6'614'566
Czech Republic	1'736'924
Denmark	274'325
Estonia	1'241'612
Finland	18'037'840
France	8'032'839
Gabon	596'822
Germany	7'571'509
Indonesia	3'903'695
Ireland	376'108
Italy	819'017

Country	Certified Area (ha)
Japan	1'693'827
Latvia	1'707'039
Luxembourg	35'222
Malaysia	4'592'298
Netherlands	3'240
New Zealand	469'198
Norway	7'380'750
Poland	7'155'810
Portugal	268'824
Russia	20'694'095
Slovak Republic	1'224'220
Slovenia	286'000
Spain	2'208'827
Sweden	15'927'847
Switzerland	240'386
United Kingdom	1'475'365
USA (ATFS)	7'380'807
USA (SFI)	25'973'081
Uruguay	645'670
Total	309'473'277

Certified Forest Area by Region



Africa	Certified Area (ha)
Gabon	596'822
Total	596'822

Asia	Certified Area (ha)
China	6'614'566
Indonesia	3'903'695
Japan	1'693'827
Malaysia	4'592'298
Total	16'804'386

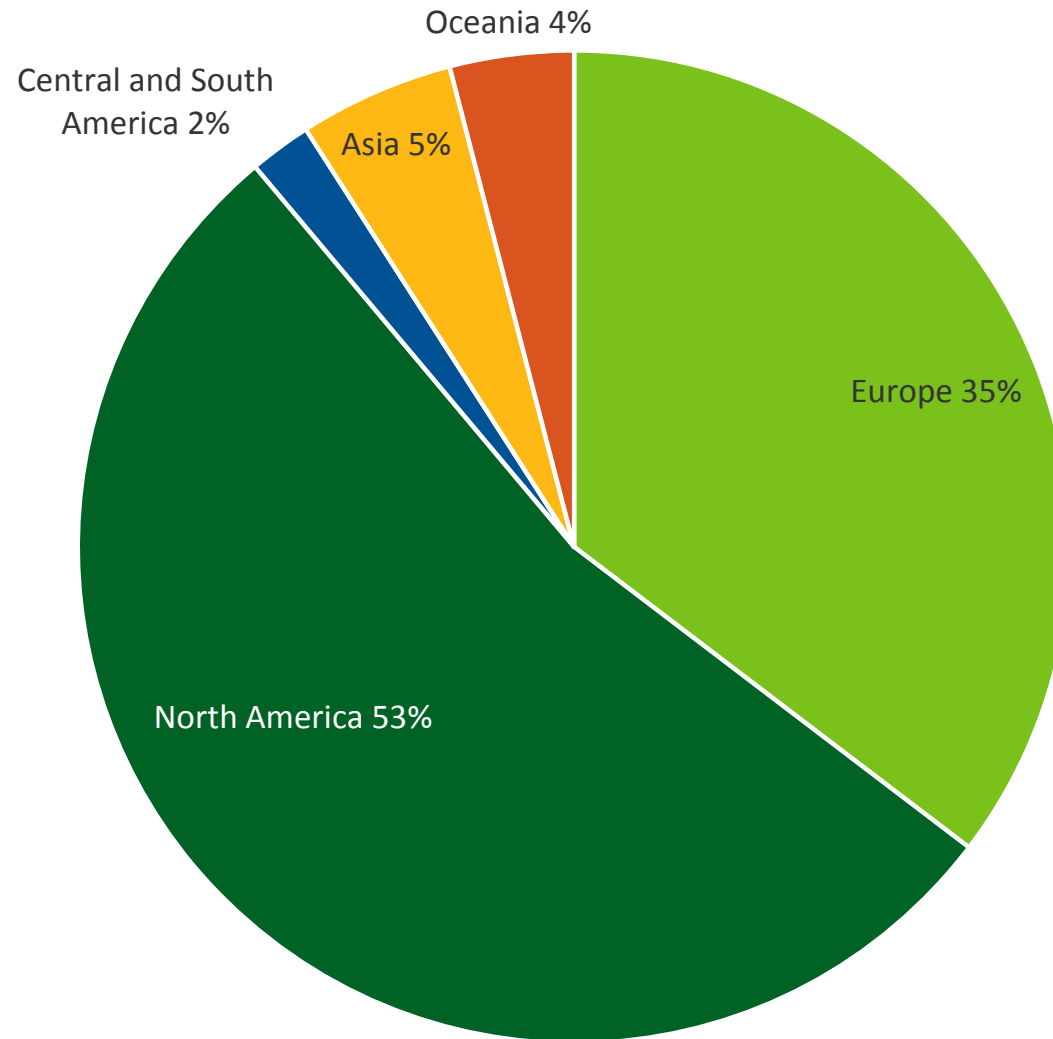
Central & South America	Certified Area (ha)
Argentina	247'135
Brazil	3'810'105
Chile	1'908'712
Uruguay	645'670
Total	6'611'622

North America	Certified Area (ha)
Canada (CSA)	33'533'849
Canada (SFI)	98'500'664
USA (ATFS)	7'380'807
USA (SFI)	25'973'081
Total	165'388'401

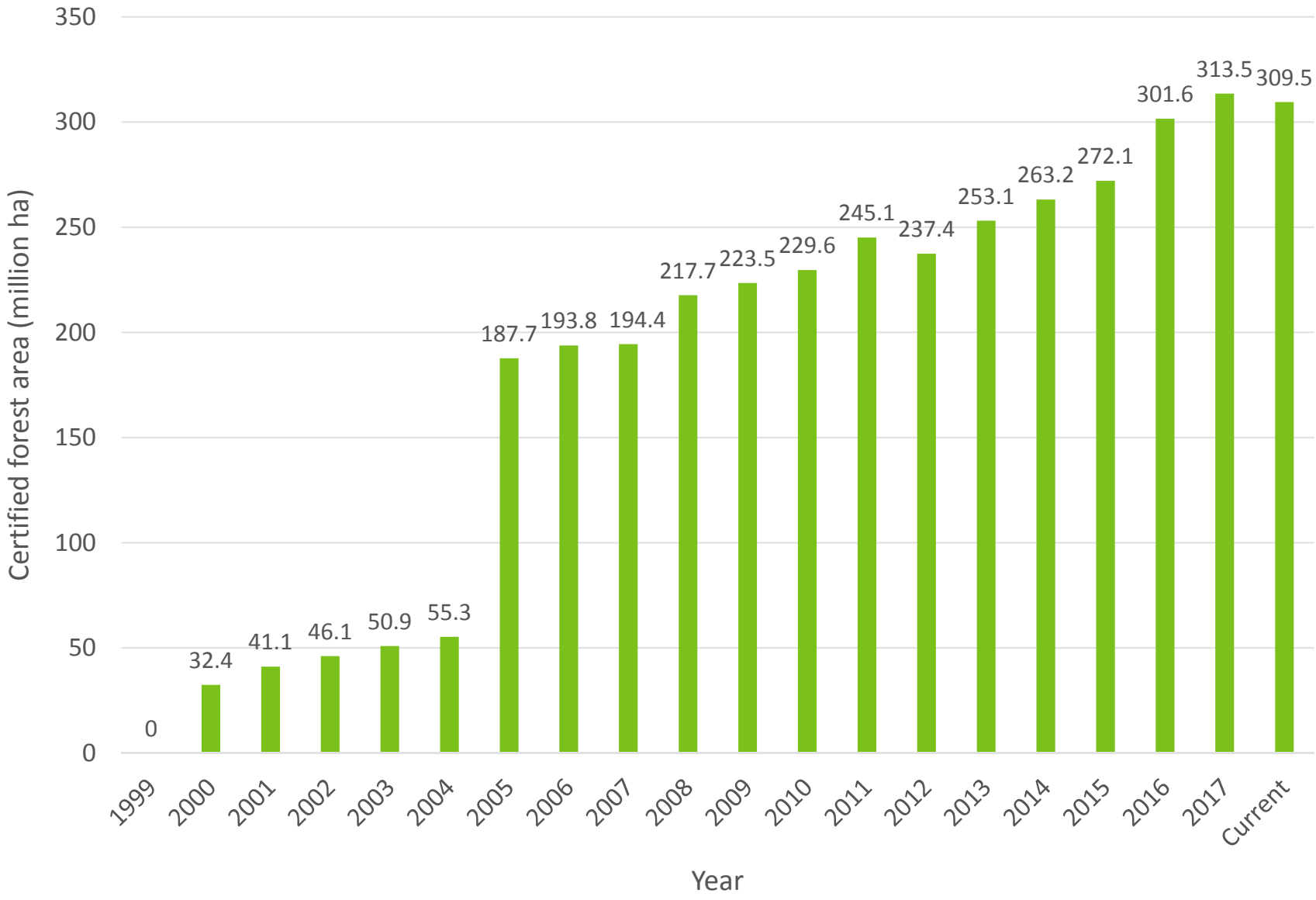
Oceania	Certified Area (ha)
Australia	11'339'703
New Zealand	469'198
Total	11'808'901

Europe	Certified Area (ha)
Austria	2'669'187
Belarus	8'595'160
Belgium	300'999
Czech Republic	1'736'924
Denmark	274'325
Estonia	1'241'612
Finland	18'037'840
France	8'032'839
Germany	7'571'509
Ireland	376'108
Italy	819'017
Latvia	1'707'039
Luxembourg	35'222
Netherlands	3'240
Norway	7'380'750
Poland	7'155'810
Portugal	268'824
Russia	20'694'095
Slovak Republic	1'224'220
Slovenia	286'000
Spain	2'208'827
Sweden	15'927'847
Switzerland	240'386
United Kingdom	1'475'365
Total	108'263'145

Certified Forest Area by Region



Certified Area Growth



Top Ten – Certified Forest Area



Country	Certified Area (ha)
Canada	132'034'513
United States	33'353'888
Russia	20'694'095
Finland	18'037'840
Sweden	15'927'847
Australia	11'339'703
Belarus	8'595'160
France	8'032'839
Germany	7'571'509
Norway	7'380'750

CHAIN OF CUSTODY



Chain of Custodies by Country



Country	Country	Country	Country
Argentina	14	Egypt	3
Australia	203	Estonia	76
Austria	454	Finland	234
Bahrain	1	France	1968
Belarus	104	Germany	1695
Belgium	270	Greece	4
Bolivia	1	Hungary	21
Bosnia and Herzegovina	2	India	17
Brazil	45	Indonesia	32
Bulgaria	6	Ireland	38
Canada	175	Israel	3
Chile	65	Italy	719
China	324	Japan	481
Colombia	1	Korea, Republic of	4
Croatia	7	Latvia	80
Cyprus	2	Lebanon	2
Czech Republic	187	Lithuania	10
Denmark	100	Luxembourg	17
Dominican Republic	1	Malaysia	359
		Mexico	9
		Monaco	1
		Morocco	6
		Netherlands	469
		New Zealand	26
		Norway	73
		Papua New Guinea	1
		Peru	13
		Philippines	6
		Poland	183
		Portugal	152
		Romania	28
		Russia	39
		Saudi Arabia	2
		Singapore	23
		Slovak Republic	116
		Slovenia	50
		South Africa	4
		Spain	888
		Sri Lanka	1
		Sultanate of Oman	1
		Sweden	195
		Switzerland	63
		Taiwan	6
		Thailand	15
		Tunisia	1
		Turkey	32
		Ukraine	1
		United Arab Emirates	30
		United Kingdom	1057
		Uruguay	3
		USA (PEFC CoC)	241
		Vietnam	6
		Total:	11'466

Chain of Custodies by Region



Asia	
Bahrain	1
China	324
India	17
Indonesia	32
Israel	3
Japan	481
Korea, Republic of	4
Lebanon	2
Malaysia	359
Philippines	6
Saudi Arabia	2
Singapore	23
Sri Lanka	1
Sultanate of Oman	1
Taiwan	6
Thailand	15
United Arab Emirates	30
Vietnam	6
Total	1'313

Europe			
Austria	454	Lithuania	10
Belarus	104	Luxembourg	17
Belgium	270	Monaco	1
Bosnia & Herzegovina	2	Netherlands	469
Bulgaria	6	Norway	73
Croatia	7	Poland	183
Cyprus	2	Portugal	152
Czech Republic	187	Romania	28
Denmark	100	Russia	39
Estonia	76	Slovak Republic	116
Finland	234	Slovenia	50
France	1968	Spain	888
Germany	1695	Sweden	195
Greece	4	Switzerland	63
Hungary	21	Turkey	32
Ireland	38	Ukraine	1
Italy	719	United Kingdom	1057
Latvia	80	Total	9'341

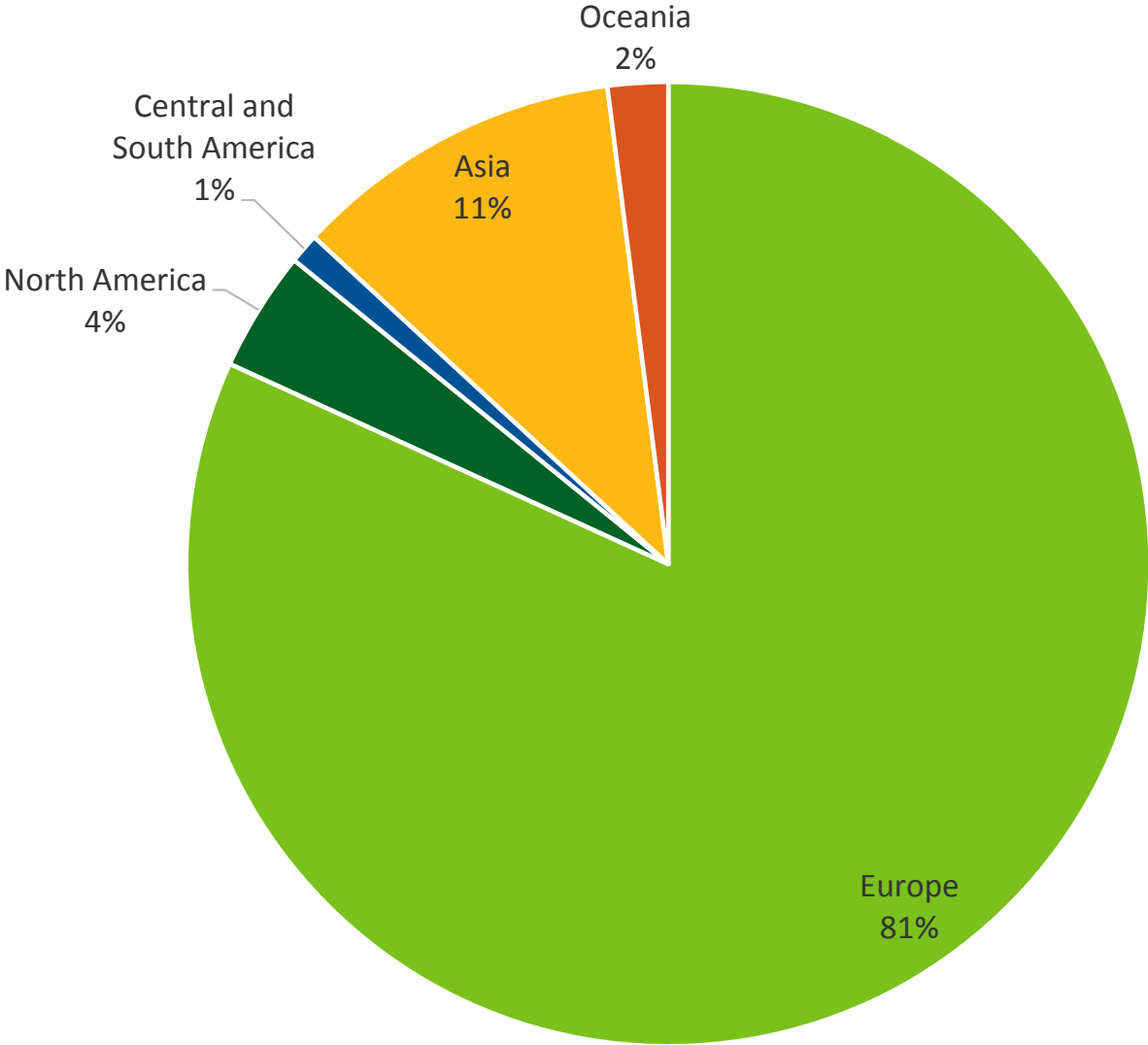
North America			
Canada	175	USA	241
Mexico	9	Total	425

Africa	
Egypt	3
Morocco	6
South Africa	4
Tunisia	1
Total	14

Central & South America	
Argentina	14
Bolivia	1
Brazil	45
Chile	65
Colombia	1
Dominican Republic	1
Peru	13
Uruguay	3
Total	143

Oceania	
Australia	203
New Zealand	26
Papua New Guinea	1
Total	230

Chain of Custody by Region



Chain of Custody Growth



Top Ten – Chain of Custody



Country	Chain of Custody certificates
France	1'968
Germany	1'695
United Kingdom	1'057
Spain	888
Italy	719
Japan	481
Netherlands	469
Austria	454
Malaysia	359
China	324

Need more information?

PEFC International
ICC Building C
Route de Pré-Bois 20
1215 Geneva 15
Switzerland
Tel. +41 22 799 4540
info@pefc.org

www.pefc.org

