

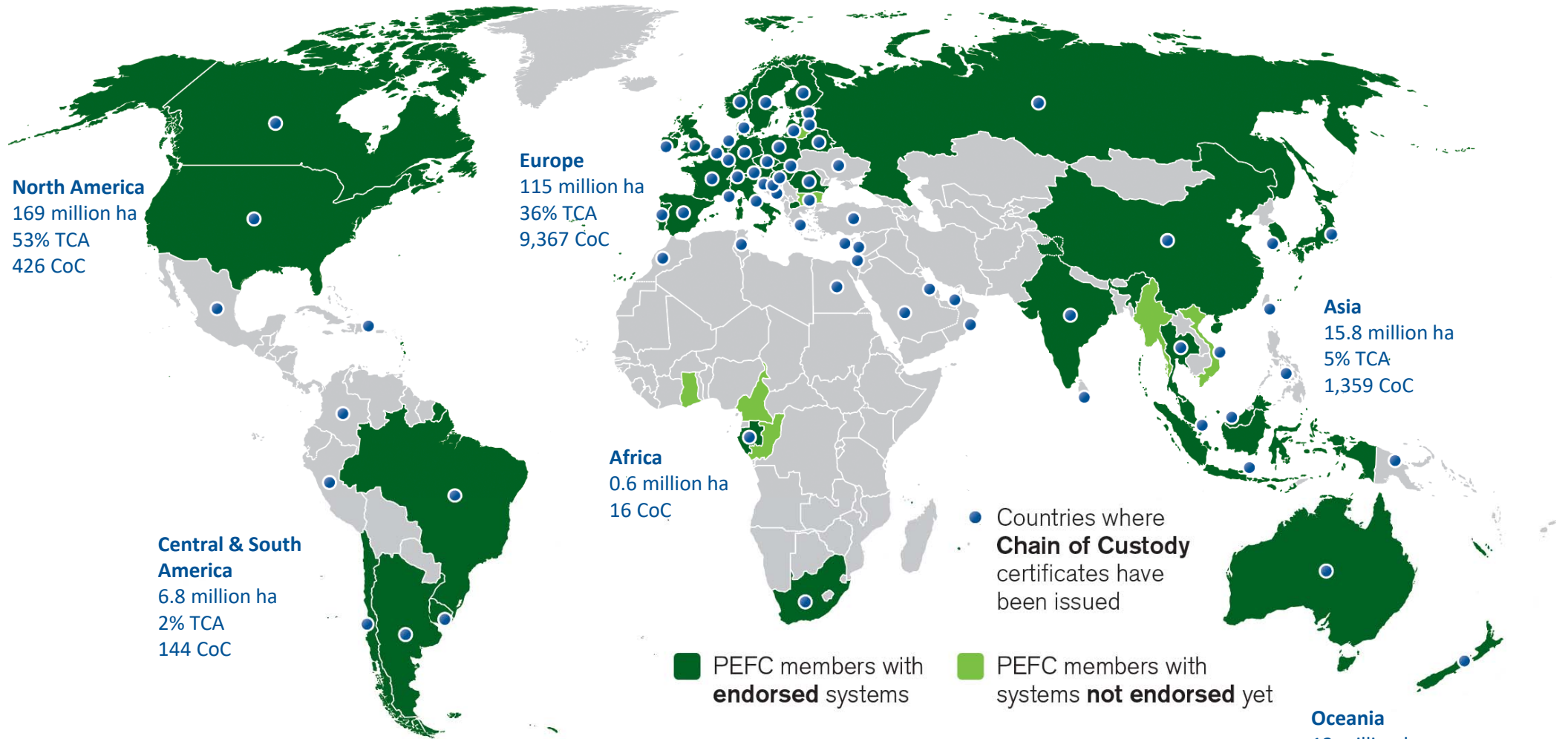
PEFC Global Statistics

Data: June 2019

www.pefc.org



Members, Endorsed Systems, Distribution of Certificates



* ha - hectares

CoC - Chain of Custody certificates

TCA - % of total PEFC certified area

Data: June 2019

International Stakeholder Members



- APP Timber
- Arauco
- Asia Pacific Resources International Holdings Ltd. (APRIL)
- Association Technique Internationale des Bois Tropicaux (ATIBT)
- Bioenergy Europe
- Building and Wood Worker's International (BWI)
- Confederation of European Forest Owners (CEPF)
- Confederation of European Paper Industries (CEPI)
- Connecting Natural Values and People (CNVP)
- Double A
- European Confederation of Agricultural, Rural and Forestry Contractors (CEETTAR)
- European Panel Federation (EPF)
- European Pulp Industry Sector Association AISBL (EPIS)
- European Timber Trade Federation (ETTF)
- European Tissue Symposium (ETS)
- International Council of Forest and Paper Associations (ICFPA)
- International Family Forestry Alliance (IFFA)
- International Paper
- Metsä Group
- Mondi
- Olam International
- Purinusa Ekapersada (APP)
- RECOFTC
- Sappi
- Smurfit Kappa
- Stora Enso
- Suzano Pulp and Paper
- Union of Silviculturists of Southern Europe (USSE)
- WestRock Company
- Weyerhaeuser Company

CERTIFIED FOREST AREA



www.pefc.org



Certified Forest Area by Country



Country	Certified Area (ha)
Argentina	284'765
Australia	11'364'405
Austria	3'058'749
Belarus	8'618'187
Belgium	300'999
Brazil	3'999'690
Canada (CSA)	14'372'240
Canada (SFI)	121'469'262
Chile	1'915'480
China	6'822'704
Czech Republic	1'811'914
Denmark	280'101
Estonia	1'238'453
Finland	18'082'222
France	8'024'166
Gabon	596'822
Germany	7'580'690
Indonesia	3'903'555
Ireland	376'108
Italy	852'359

Country	Certified Area (ha)
Japan	1'784'553
Latvia	1'717'643
Luxembourg	35'217
Malaysia	3'338'315
Netherlands	3'240
New Zealand	626'509
Norway	7'380'750
Poland	7'155'851
Portugal	278'918
Russia	26'368'182
Slovak Republic	1'216'490
Slovenia	289'916
Spain	2'243'000
Sweden	15'927'847
Switzerland	211'496
United Kingdom	1'496'736
USA (ATFS)	7'242'495
USA (SFI)	25'977'995
Uruguay	645'670
Total	318'893'694

Certified Forest Area by Region



Africa	Certified Area (ha)
Gabon	596'822
Total	596'822

Asia	Certified Area (ha)
China	6'822'704
Indonesia	3'903'555
Japan	1'784'553
Malaysia	3'338'315
Total	15'849'127

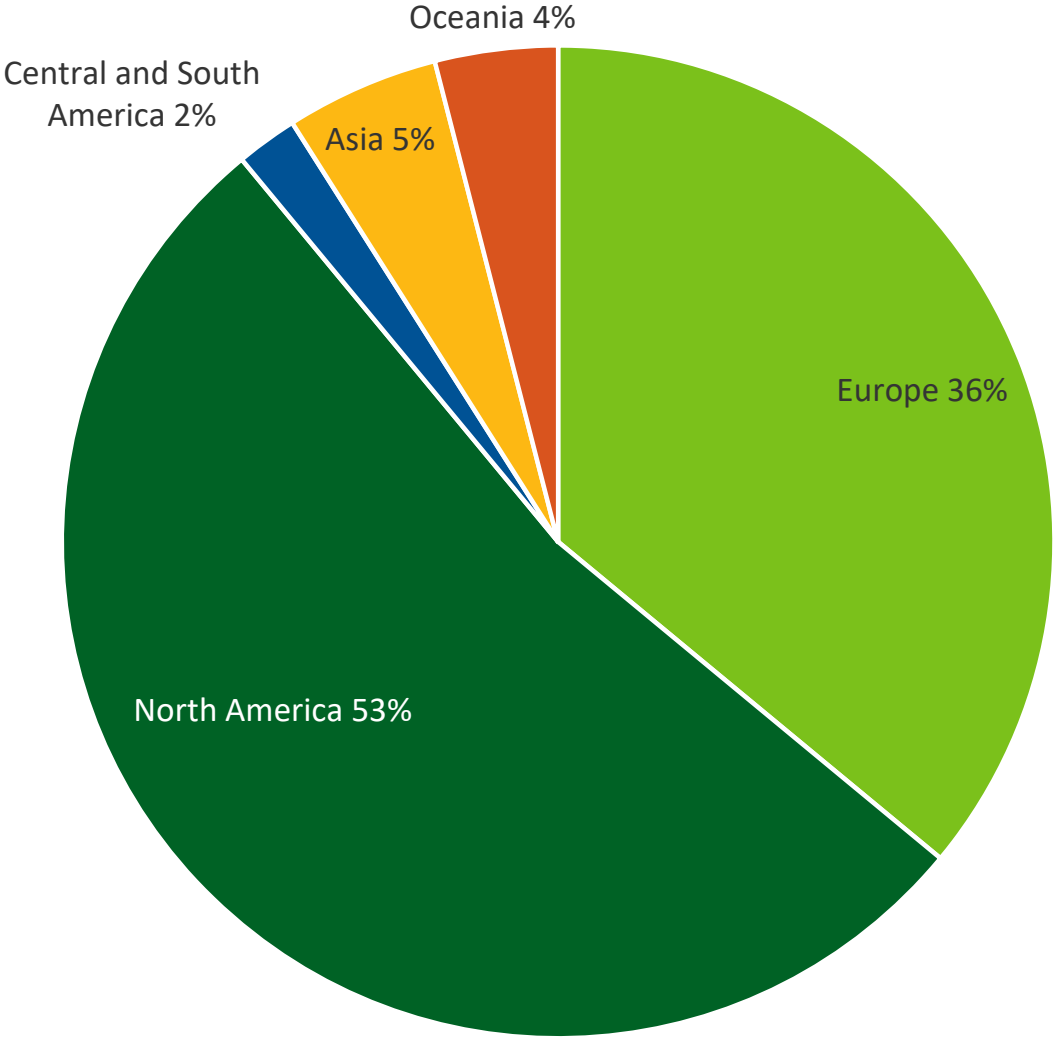
Central & South America	Certified Area (ha)
Argentina	284'765
Brazil	3'999'690
Chile	1'915'480
Uruguay	645'670
Total	6'845'605

North America	Certified Area (ha)
Canada (CSA)	14'372'240
Canada (SFI)	121'469'262
USA (ATFS)	7'242'495
USA (SFI)	25'977'995
Total	169'061'992

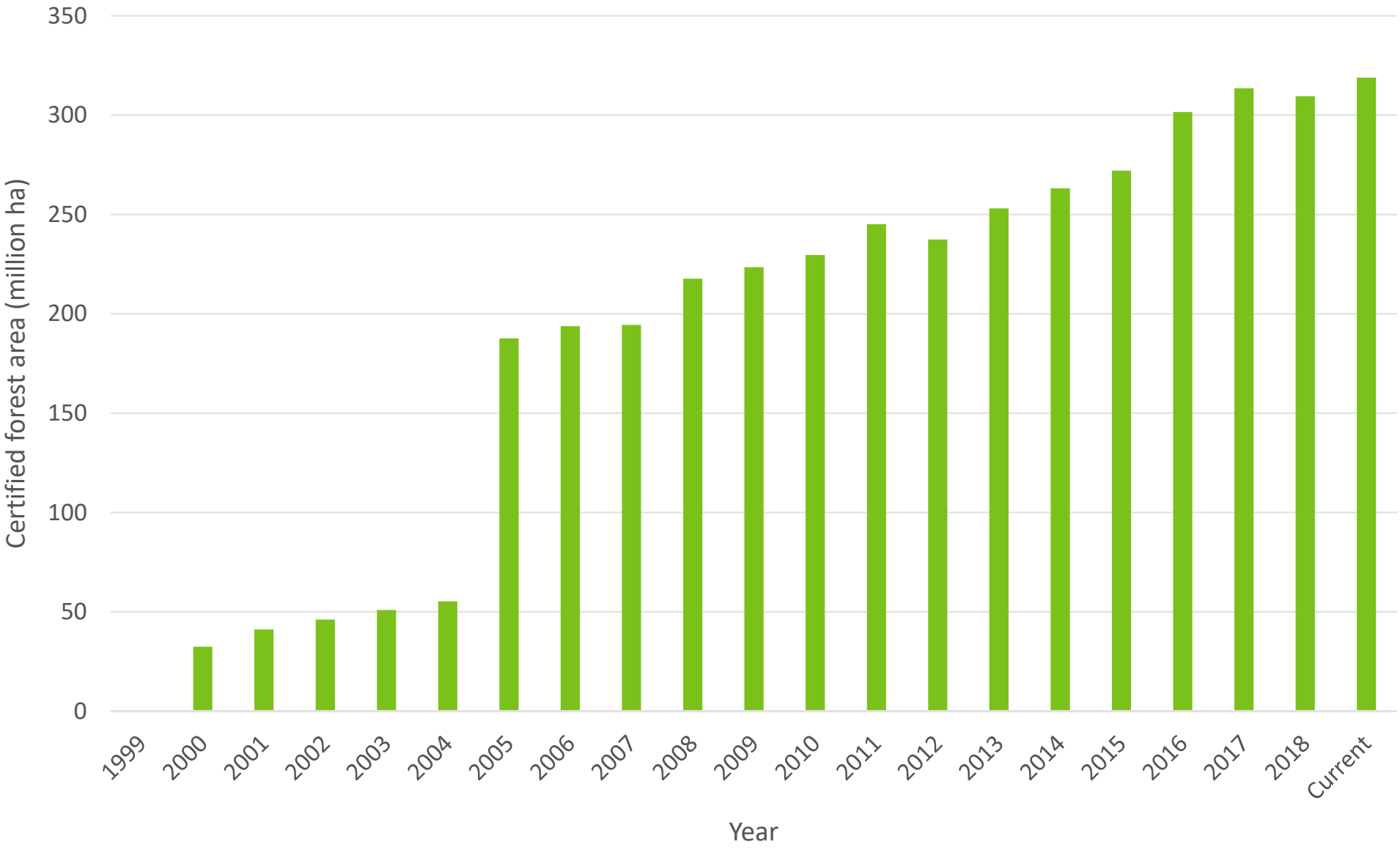
Oceania	Certified Area (ha)
Australia	11'364'405
New Zealand	626'509
Total	11'990'914

Europe	Certified Area (ha)
Austria	3'058'749
Belarus	8'618'187
Belgium	300'999
Czech Republic	1'811'914
Denmark	280'101
Estonia	1'238'453
Finland	18'082'222
France	8'024'166
Germany	7'580'690
Ireland	376'108
Italy	852'359
Latvia	1'717'643
Luxembourg	35'217
Netherlands	3'240
Norway	7'380'750
Poland	7'155'851
Portugal	278'918
Russia	26'368'182
Slovak Republic	1'216'490
Slovenia	289'916
Spain	2'243'000
Sweden	15'927'847
Switzerland	211'496
United Kingdom	1'496'736
Total	114'549'234

Certified Forest Area by Region



Certified Area Growth



Top Ten – Certified Forest Area



Country	Certified Area (ha)
Canada	135'841'502
United States	33'220'490
Russia	26'368'182
Finland	18'082'222
Sweden	15'927'847
Australia	11'364'405
Belarus	8'618'187
France	8'024'166
Germany	7'580'690
Norway	7'380'750

CHAIN OF CUSTODY



Chain of Custodies by Country



Country	Country	Country	Country
Argentina	14	Finland	239
Australia	199	France	2065
Austria	493	Gabon	2
Bahrain	1	Germany	1686
Belarus	109	Greece	4
Belgium	271	Hungary	21
Bosnia and Herzegovina	4	India	24
Brazil	43	Indonesia	33
Bulgaria	6	Ireland	38
Canada	181	Israel	5
Chile	65	Italy	713
China	353	Japan	508
Colombia	2	Korea, Republic of	11
Cyprus	3	Latvia	83
Czech Republic	201	Lebanon	3
Denmark	97	Lithuania	14
Egypt	3	Luxembourg	17
Estonia	80	Malaysia	364
		Mexico	8
		Monaco	1
		Morocco	6
		Netherlands	471
		New Zealand	25
		Norway	77
		Papua New Guinea	1
		Peru	15
		Philippines	5
		Poland	190
		Portugal	166
		Russia	42
		Saudi Arabia	2
		Singapore	22
		Slovak Republic	144
		Slovenia	55
		South Africa	6
		Spain	929
		Sri Lanka	1
		Sultanate of Oman	1
		Sweden	197
		Switzerland	59
		Taiwan	7
		Thailand	14
		Tunisia	1
		Turkey	29
		Ukraine	1
		United Arab Emirates	31
		United Kingdom	1032
		Uruguay	3
		USA (PEFC CoC)	238
		Vietnam	7
		Total:	11'741

Chain of Custodies by Region



Asia	
Bahrain	1
China	353
India	24
Indonesia	33
Israel	5
Japan	508
Korea, Republic of	11
Lebanon	3
Malaysia	364
Philippines	5
Saudi Arabia	2
Singapore	22
Sri Lanka	1
Sultanate of Oman	1
Taiwan	7
Thailand	14
United Arab Emirates	31
Vietnam	7
Total	1392

Europe			
Austria	493	Lithuania	14
Belarus	109	Luxembourg	17
Belgium	271	Monaco	1
Bosnia & Herzegovina	4	Netherlands	471
Bulgaria	6	Norway	77
Cyprus	3	Poland	190
Czech Republic	201	Portugal	166
Denmark	97	Russia	42
Estonia	80	Slovak Republic	144
Finland	239	Slovenia	55
France	2065	Spain	929
Germany	1686	Sweden	197
Greece	4	Switzerland	59
Hungary	21	Turkey	29
Ireland	38	Ukraine	1
Italy	713	United Kingdom	1032
Latvia	83	Total	9537

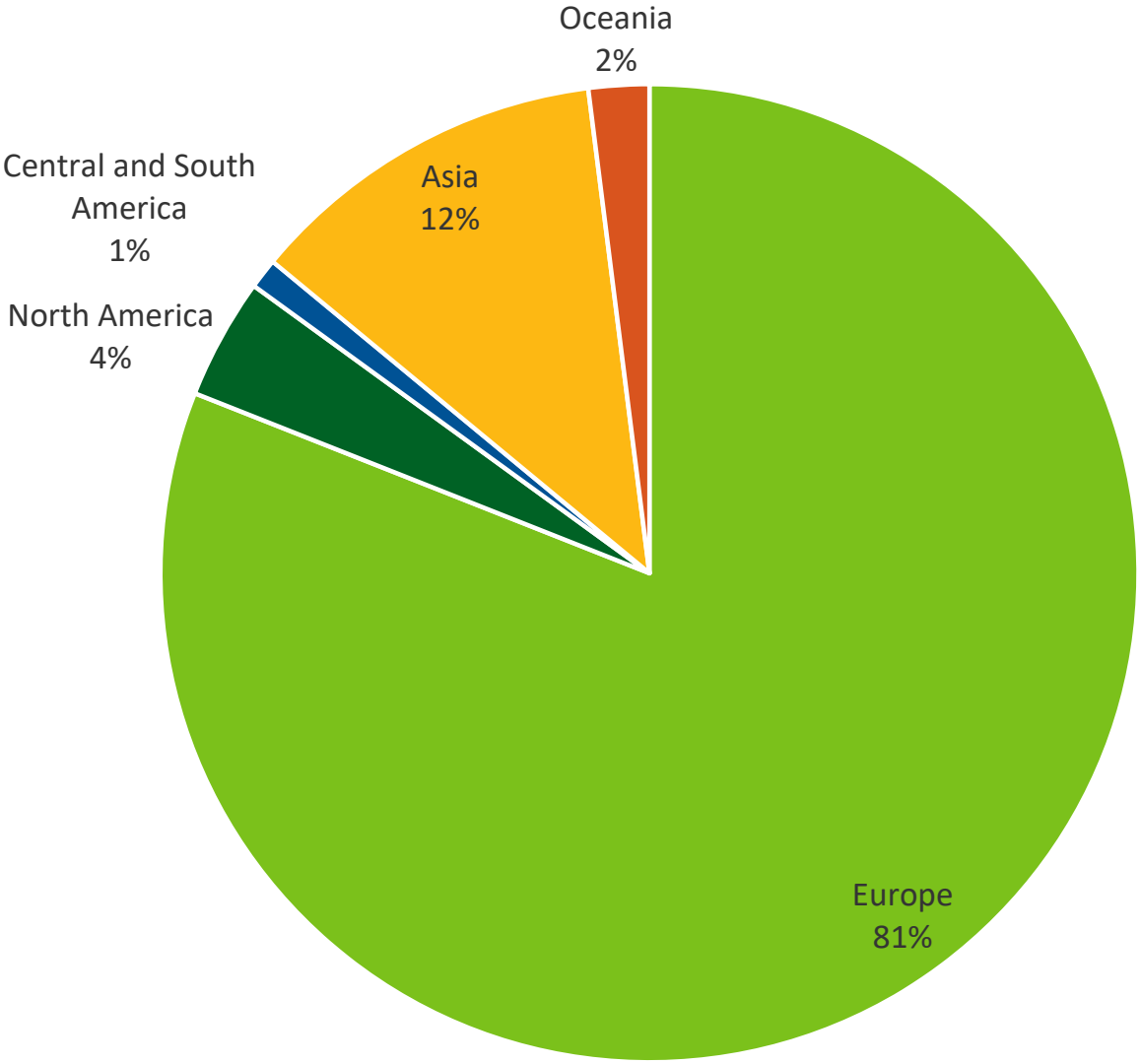
North America			
Canada	181	USA	238
Mexico	8	Total	427

Africa	
Egypt	3
Gabon	2
Morocco	6
South Africa	6
Tunisia	1
Total	18

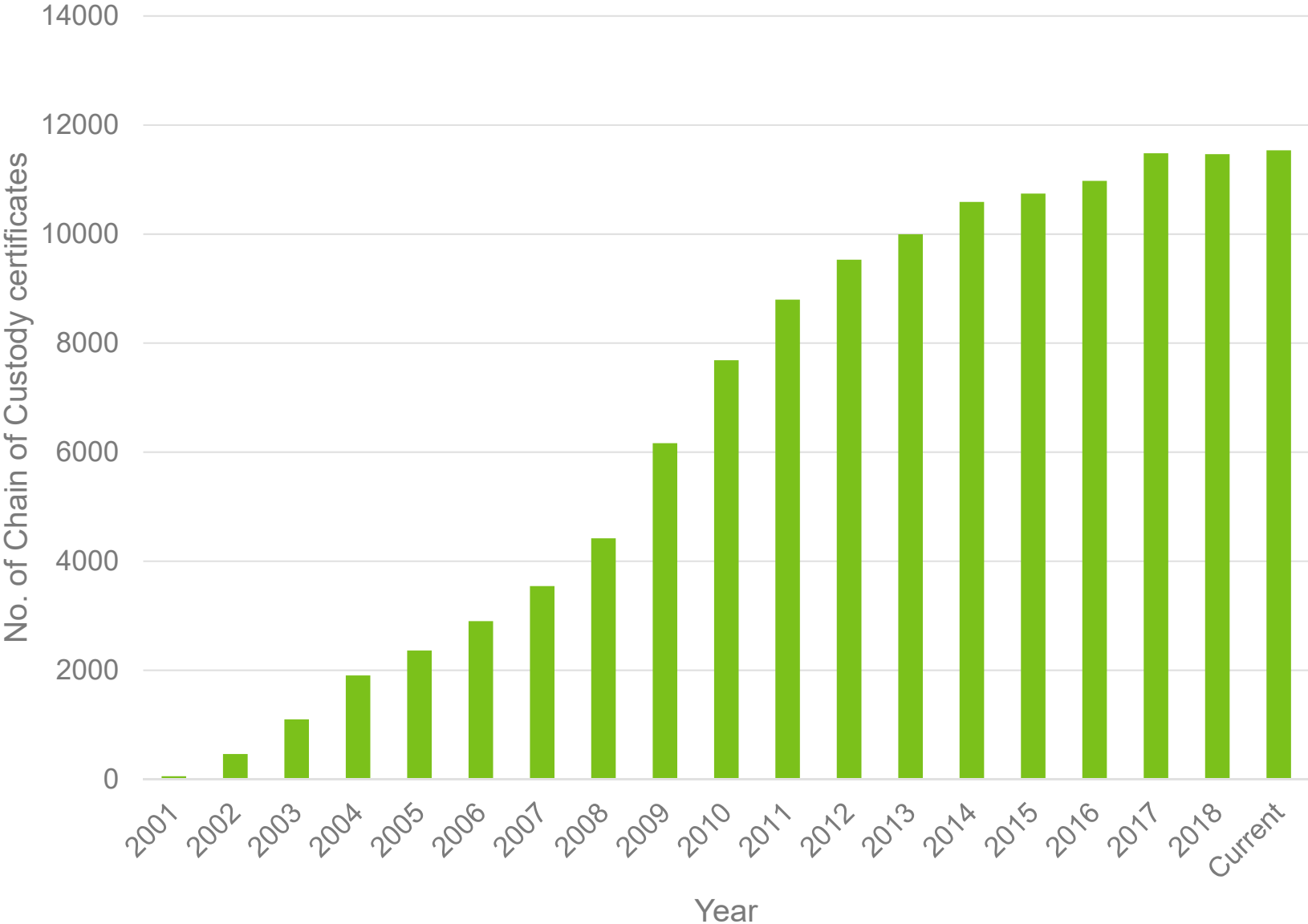
Central & South America	
Argentina	14
Brazil	43
Chile	65
Colombia	2
Peru	15
Uruguay	3
Total	142

Oceania	
Australia	199
New Zealand	25
Papua New Guinea	1
Total	225

Chain of Custody by Region



Chain of Custody Growth



Top Ten – Chain of Custody



Country	Chain of Custody certificates
France	2065
Germany	1686
United Kingdom	1032
Spain	929
Italy	713
Japan	508
Austria	493
Netherlands	471
Malaysia	364
China	353

Need more information?

PEFC International
ICC Building C
Route de Pré-Bois 20
1215 Geneva 15
Switzerland
Tel. +41 22 799 4540
info@pefc.org

www.pefc.org

