

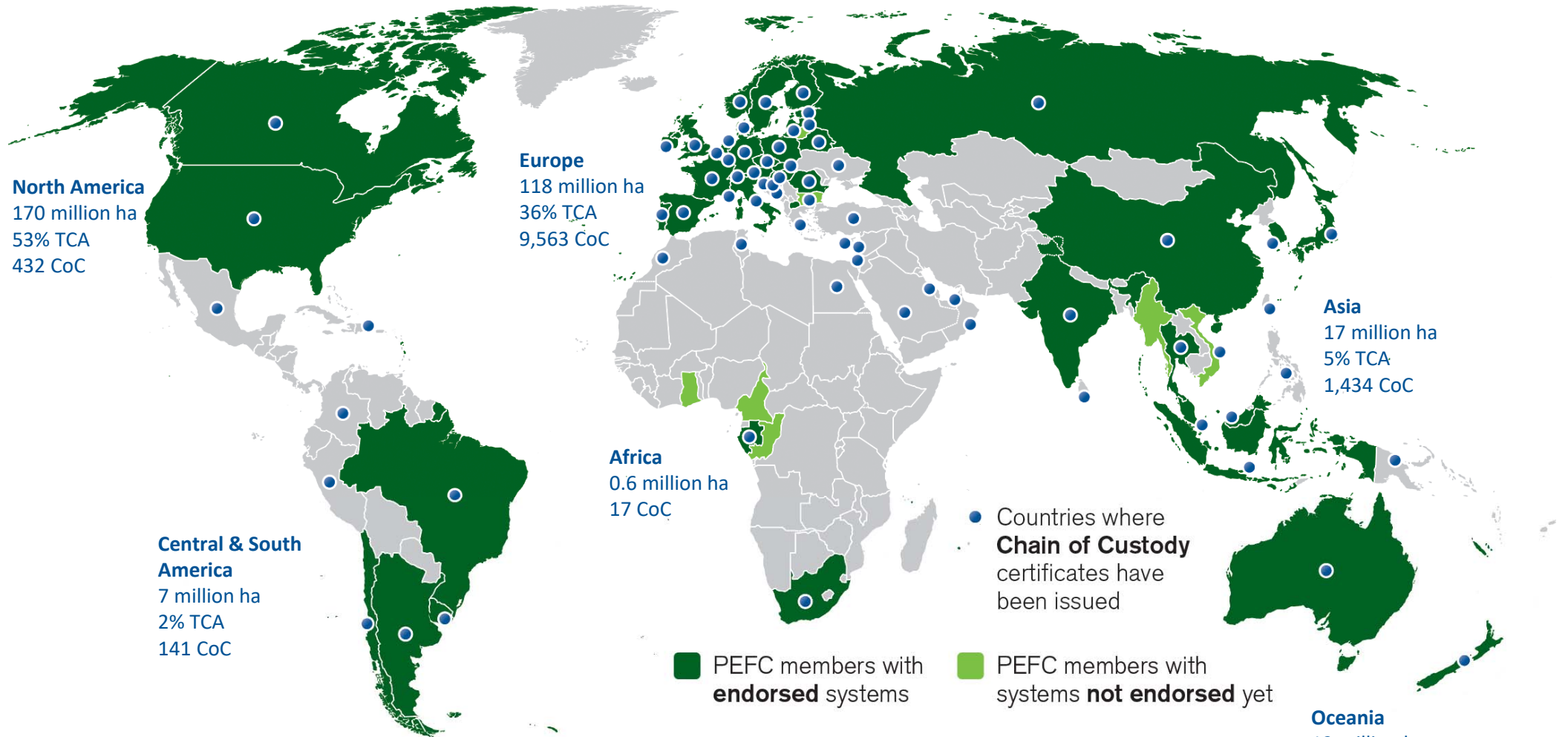
PEFC Global Statistics

Data: September 2019

www.pefc.org



Members, Endorsed Systems, Distribution of Certificates



* ha - hectares
 CoC - Chain of Custody certificates
 TCA - % of total PEFC certified area

Data: September 2019

International Stakeholder Members



- APP Timber
- Arauco
- Asia Pacific Resources International Holdings Ltd. (APRIL)
- Association Technique Internationale des Bois Tropicaux (ATIBT)
- Bioenergy Europe
- Building and Wood Worker's International (BWI)
- Confederation of European Forest Owners (CEPF)
- Confederation of European Paper Industries (CEPI)
- Connecting Natural Values and People (CNVP)
- Double A
- European Confederation of Agricultural, Rural and Forestry Contractors (CEETTAR)
- European Panel Federation (EPF)
- European Pulp Industry Sector Association AISBL (EPIS)
- European Timber Trade Federation (ETTF)
- European Tissue Symposium (ETS)
- International Council of Forest and Paper Associations (ICFPA)
- International Family Forestry Alliance (IFFA)
- International Paper
- Metsä Group
- Mondi
- Olam International
- Purinusa Ekapersada (APP)
- RECOFTC
- Sappi
- Smurfit Kappa
- Stora Enso
- Suzano Pulp and Paper
- Union of Silviculturists of Southern Europe (USSE)
- WestRock Company
- Weyerhaeuser Company

CERTIFIED FOREST AREA



www.pefc.org



Certified Forest Area by Country



Country	Certified Area (ha)
Argentina	284,765
Australia	11,384,445
Austria	3,098,959
Belarus	8,673,138
Belgium	302,612
Brazil	4,227,207
Canada (CSA)	12,972,339
Canada (SFI)	118,459,535
Chile	1,915,480
China	6,816,157
Czech Republic	1,767,171
Denmark	289,292
Estonia	1,238,453
Finland	18,082,222
France	8,024,166
Gabon	596,822
Germany	7,605,843
Indonesia	3,924,645
Ireland	376,288
Italy	881,266

Japan	1,794,636
Korea, Republic of	274,139
Latvia	1,714,798
Luxembourg	35,217
Malaysia	4,314,872
Netherlands	3,240
New Zealand	626,508
Norway	7,380,750
Poland	7,151,740
Portugal	277,547
Russia	32,405,328
Slovak Republic	1,217,920
Slovenia	292,200
Spain	2,255,414
Sweden	13,976,757
Switzerland	212,107
United Kingdom	1,505,305
USA (ATFS)	7,239,791
USA (SFI)	31,173,492
Uruguay	652,003
Total	325,424,569

Certified Forest Area by Region



Africa	Certified Area (ha)
Gabon	596,822
Total	596,822

Asia	Certified Area (ha)
China	6,816,157
Indonesia	3,924,645
Japan	1,794,636
Korea, Republic of	274,139
Malaysia	4,314,872
Total	17,124,449

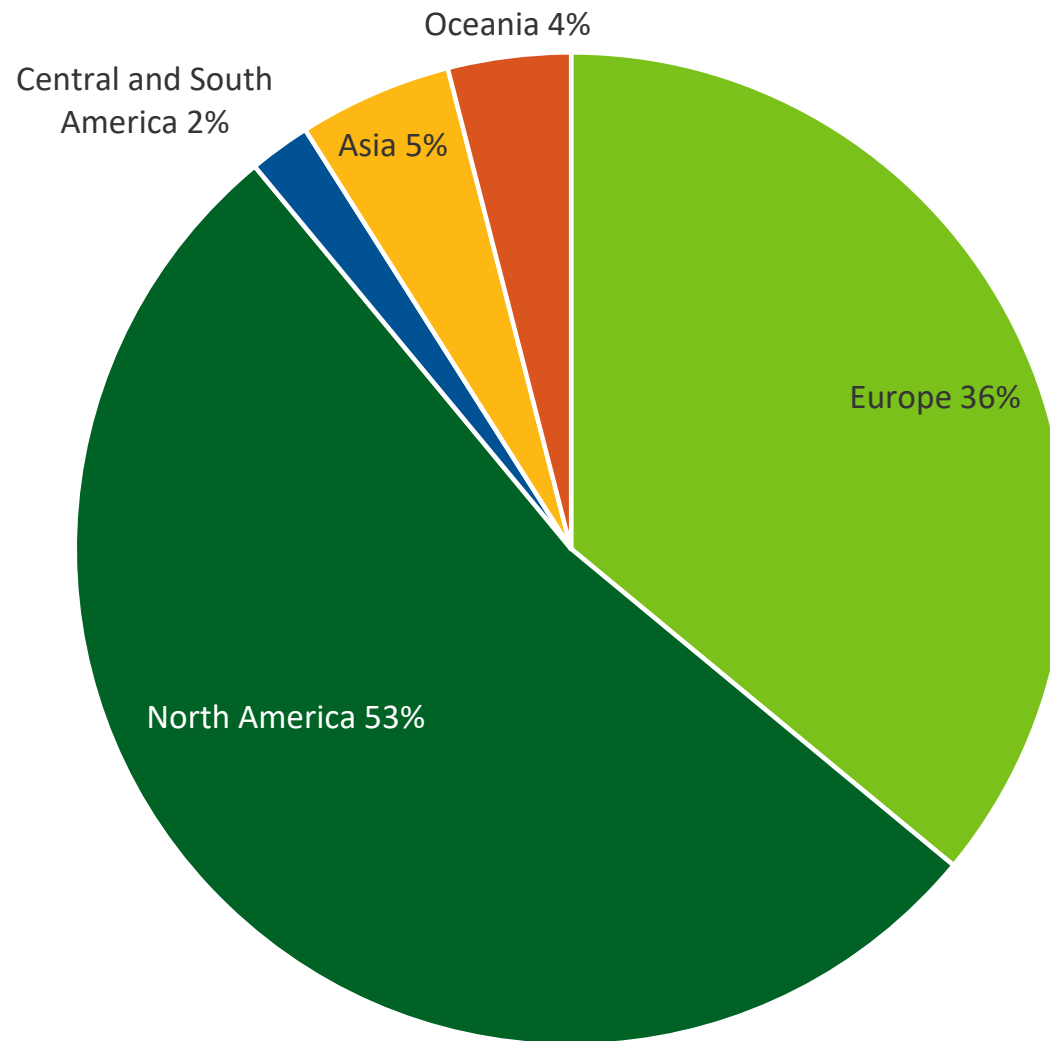
Central & South America	Certified Area (ha)
Argentina	284,765
Brazil	4,227,207
Chile	1,915,480
Uruguay	652,003
Total	7,079,455

North America	Certified Area (ha)
Canada (CSA)	12,972,339
Canada (SFI)	118,459,535
USA (ATFS)	7,239,791
USA (SFI)	31,173,492
Total	169,845,157

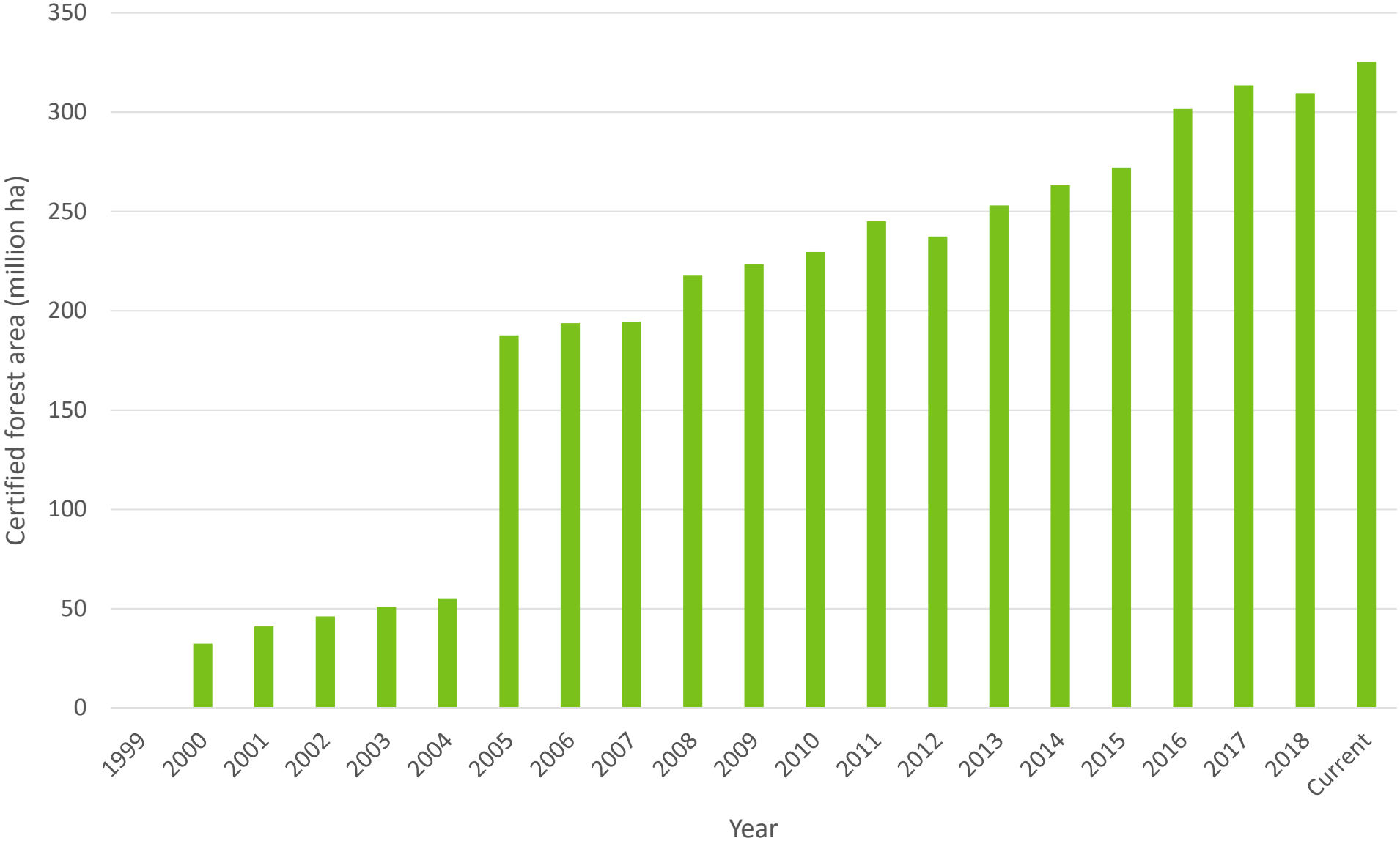
Oceania	Certified Area (ha)
Australia	11,384,445
New Zealand	626,508
Total	12,010,953

Europe	Certified Area (ha)
Austria	3,098,959
Belarus	8,673,138
Belgium	302,612
Czech Republic	1,767,171
Denmark	289,292
Estonia	1,238,453
Finland	18,082,222
France	8,024,166
Germany	7,605,843
Ireland	376,288
Italy	881,266
Latvia	1,714,798
Luxembourg	35,217
Netherlands	3,240
Norway	7,380,750
Poland	7,151,740
Portugal	277,547
Russia	32,405,328
Slovak Republic	1,217,920
Slovenia	292,200
Spain	2,255,414
Sweden	13,976,757
Switzerland	212,107
United Kingdom	1,505,305
Total	118,767,733

Certified Forest Area by Region



Certified Area Growth



Top Ten – Certified Forest Area



Country	Certified Area (ha)
Canada	131,431,874
United States	38,413,283
Russia	32,405,328
Finland	18,082,222
Sweden	13,976,757
Australia	11,384,445
Belarus	8,673,138
France	8,024,166
Germany	7,605,843
Norway	7,380,750

CHAIN OF CUSTODY



www.pefc.org



Chain of Custodies by Country



Country	Country	Country	Country				
Argentina	15	Estonia	85	Malaysia	358	South Africa	3
Australia	198	Finland	240	Mexico	9	Spain	939
Austria	499	France	1,979	Monaco	1	Sri Lanka	1
Bahrain	1	Gabon	2	Morocco	8	Sultanate of Oman	1
Belarus	110	Germany	1,685	Netherlands	475	Sweden	197
Belgium	274	Greece	5	New Zealand	26	Switzerland	60
Bosnia and Herzegovina	4	Hungary	21	Norway	76	Taiwan	6
Brazil	41	India	27	Papua New Guinea	1	Thailand	15
Bulgaria	10	Indonesia	33	Peru	16	Tunisia	1
Canada	185	Ireland	37	Philippines	5	Turkey	30
Chile	64	Israel	5	Poland	198	Ukraine	2
China	386	Italy	727	Portugal	171	United Arab Emirates	35
Colombia	2	Japan	506	Romania	29	United Kingdom	1026
Croatia	11	Korea, Republic of	20	Russia	53	Uruguay	3
Cyprus	3	Latvia	96	Saudi Arabia	2	USA (PEFC CoC)	238
Czech Republic	201	Lebanon	3	Singapore	21	Vietnam	9
Denmark	100	Lithuania	14	Slovak Republic	124	Total:	11'812
Egypt	3	Luxembourg	16	Slovenia	65		

Chain of Custodies by Region



Asia	
Bahrain	1
China	386
India	27
Indonesia	33
Israel	5
Japan	506
Korea, Republic of	20
Lebanon	3
Malaysia	358
Philippines	5
Saudi Arabia	2
Singapore	21
Sri Lanka	1
Sultanate of Oman	1
Taiwan	6
Thailand	15
United Arab Emirates	35
Vietnam	9
Total	1.434

Europe			
Austria	499	Lithuania	14
Belarus	110	Luxembourg	16
Belgium	274	Monaco	1
Bosnia & Herzegovina	4	Netherlands	475
Bulgaria	10	Norway	76
Cyprus	3	Poland	198
Czech Republic	201	Portugal	171
Denmark	100	Romania	29
Estonia	85	Russia	53
Finland	240	Slovak Republic	124
France	1.979	Slovenia	65
Germany	1.685	Spain	939
Greece	5	Sweden	197
Hungary	21	Switzerland	60
Ireland	37	Turkey	30
Italy	727	Ukraine	2
Latvia	96	United Kingdom	1,026
Total			9.563

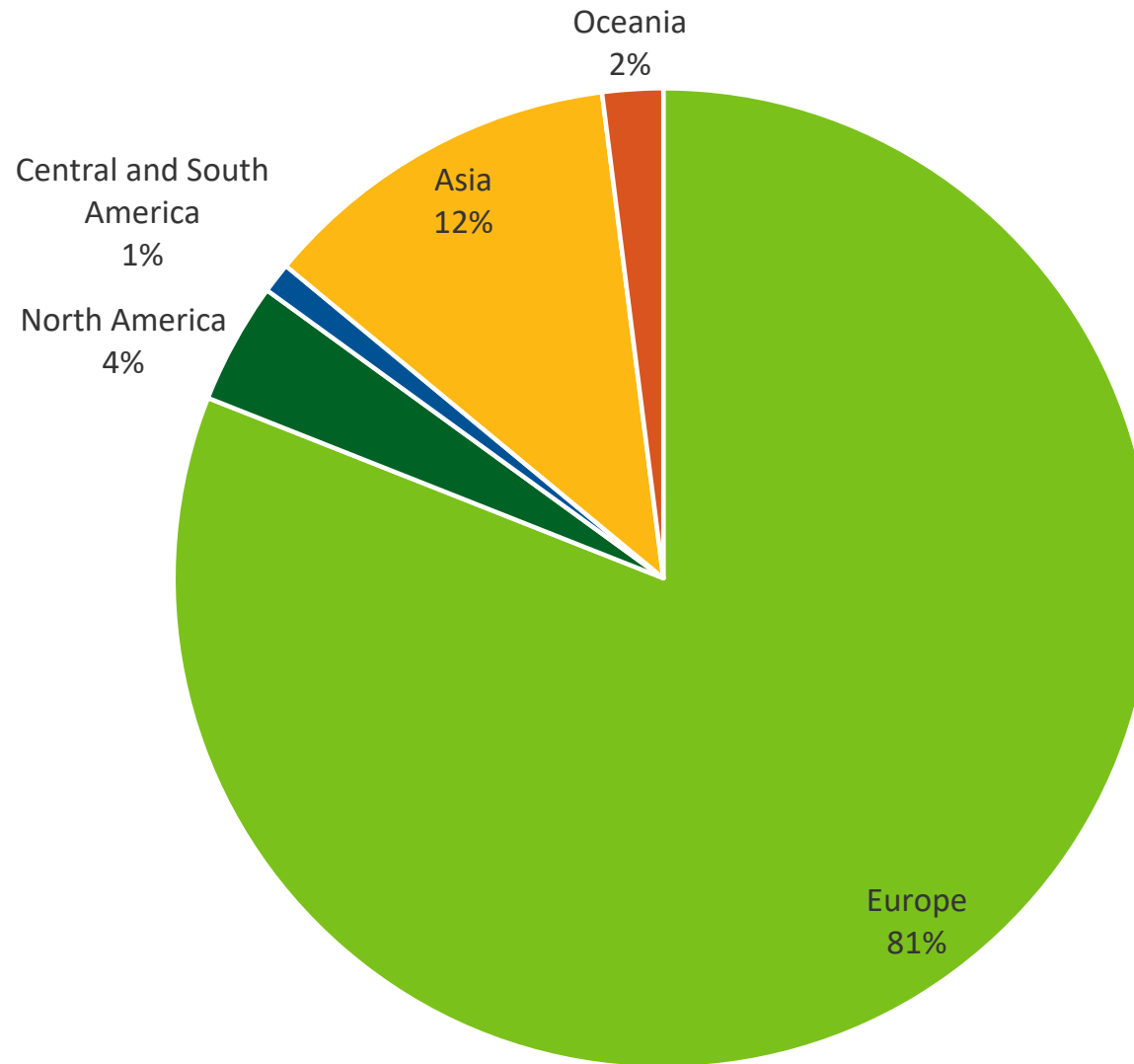
North America			
Canada	185	USA	238
Mexico	9	Total	432

Africa	
Egypt	3
Gabon	2
Morocco	8
South Africa	3
Tunisia	1
Total	17

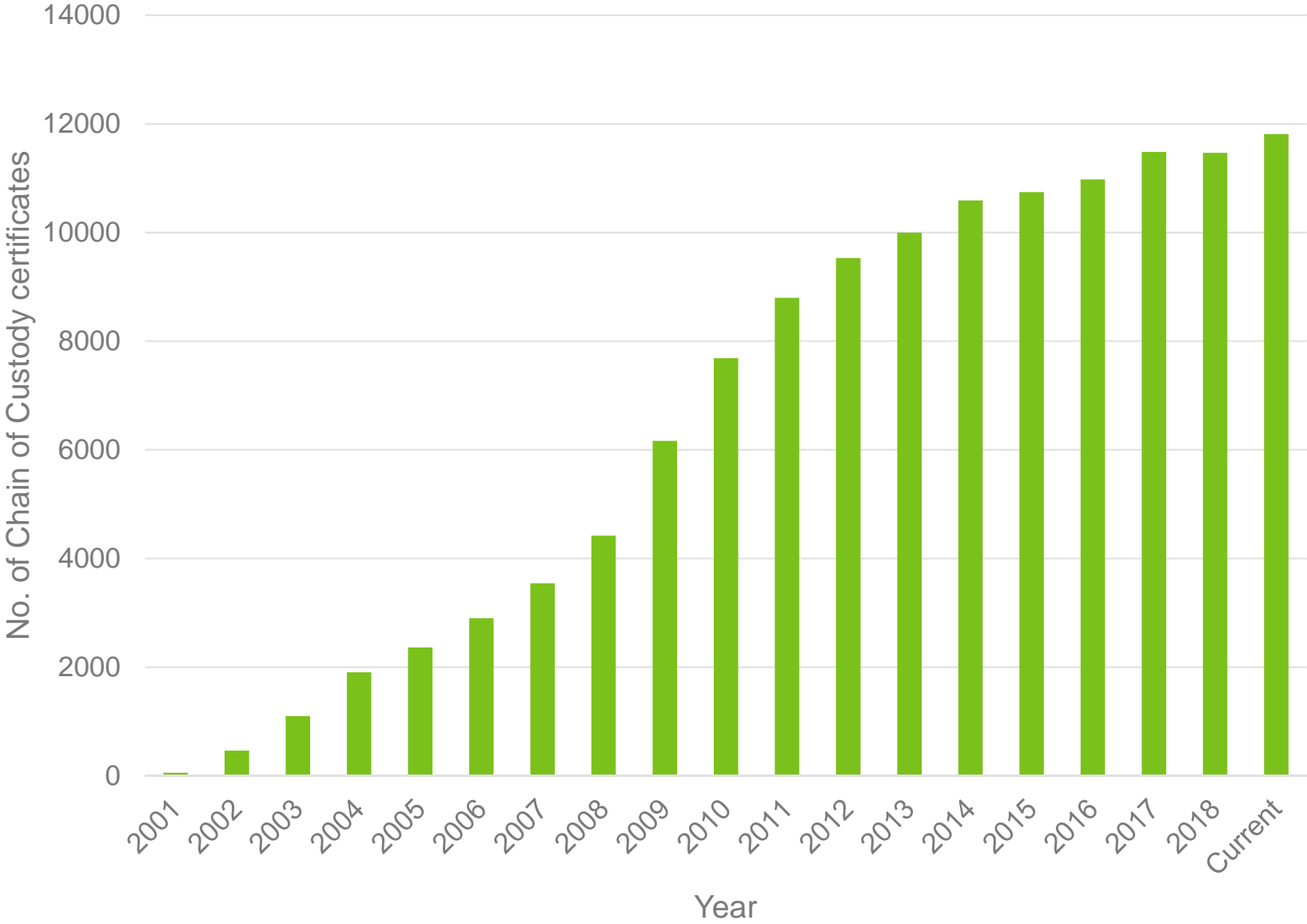
Central & South America	
Argentina	15
Brazil	41
Chile	64
Colombia	2
Peru	16
Uruguay	3
Total	141

Oceania	
Australia	198
New Zealand	26
Papua New Guinea	1
Total	225

Chain of Custody by Region



Chain of Custody Growth



Data: September 2019



Top Ten – Chain of Custody



Country	Chain of Custody certificates
France	1,979
Germany	1,685
United Kingdom	1,026
Spain	939
Italy	727
Japan	506
Austria	499
Netherlands	475
China	386
Malaysia	358

Need more information?

PEFC International
ICC Building C
Route de Pré-Bois 20
1215 Geneva 15
Switzerland
Tel. +41 22 799 4540
info@pefc.org

www.pefc.org

