

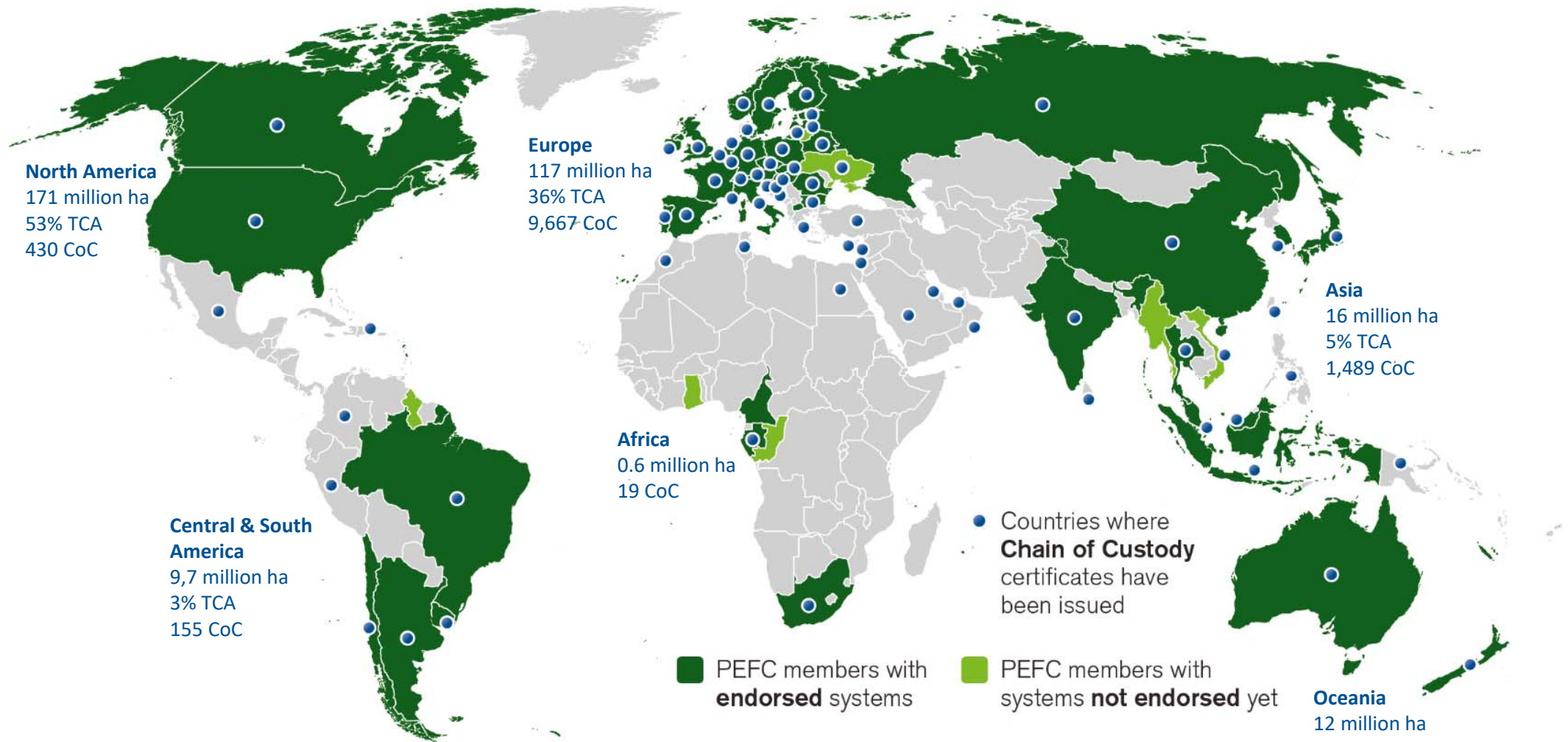
PEFC Global Statistics

Data: December 2019

www.pefc.org



Members, Endorsed Systems, Distribution of Certificates



* ha - hectares
 CoC - Chain of Custody certificates
 TCA - % of total PEFC certified area

Data: December 2019

International Stakeholder Members



- APP Timber
- Arauco
- Asia Pacific Resources International Holdings Ltd. (APRIL)
- Association Technique Internationale des Bois Tropicaux (ATIBT)
- Bioenergy Europe
- Building and Wood Worker's International (BWI)
- Confederation of European Forest Owners (CEPF)
- Confederation of European Paper Industries (CEPI)
- Connecting Natural Values and People (CNVP)
- Double A
- European Confederation of Agricultural, Rural and Forestry Contractors (CEETTAR)
- European Panel Federation (EPF)
- European Pulp Industry Sector Association AISBL (EPIS)
- European Timber Trade Federation (ETTF)
- European Tissue Symposium (ETS)
- International Council of Forest and Paper Associations (ICFPA)
- International Family Forestry Alliance (IFFA)
- International Paper
- Metsä Group
- Mondi
- Olam International
- Purinusa Ekapersada (APP)
- RECOFTC
- Sappi
- Smurfit Kappa
- Stora Enso
- Suzano Pulp and Paper
- Union of Silviculturists of Southern Europe (USSE)
- WestRock Company
- Weyerhaeuser Company

CERTIFIED FOREST AREA



www.pefc.org



Certified forest area by country



Country	Certified area (ha)
Argentina	284.765
Australia	11.365.106
Austria	3.152.189
Belarus	8.673.138
Belgium	302.835
Brazil	4.390.384
Canada (CSA)	12.948.094
Canada (SFI)	124.163.962
Chile	1.915.479
China	5.490.876
Czech Republic	1.771.054
Denmark	292.795
Estonia	1.248.044
Finland	18.685.894

France	5.619.599
French Guiana	2.425.034
Gabon	596.822
Germany	7.601.892
Indonesia	3.912.747
Ireland	442.951
Italy	881.069
Japan	1.882.787
Korea, Republic of	452.343
Latvia	1.733.444
Luxembourg	35.217
Malaysia	4.376.622
Netherlands	3.239
New Zealand	626.508
Norway	7.380.750

Poland	7.156.000
Portugal	277.697
Russia	30.488.411
Slovak Republic	1.215.967
Slovenia	292.857
Spain	2.279.570
Sweden	15.700.000
Switzerland	214.522
United Kingdom	1.577.258
USA (ATFS)	7.173.965
USA (SFI)	26.763.234
Uruguay	663.604
Total	326.458.724

Certified forest area by region



Asia	Certified area (ha)
China	5.490.876
Indonesia	3.912.747
Japan	1.882.787
Korea, Republic of	452.343
Malaysia	4.376.622
Total	16.115.375

Central & South America	Certified area (ha)
Argentina	284.765
Brazil	4.390.384
Chile	1.915.479
French Guiana	2.425.034
Uruguay	663.604
Total	9.679.266

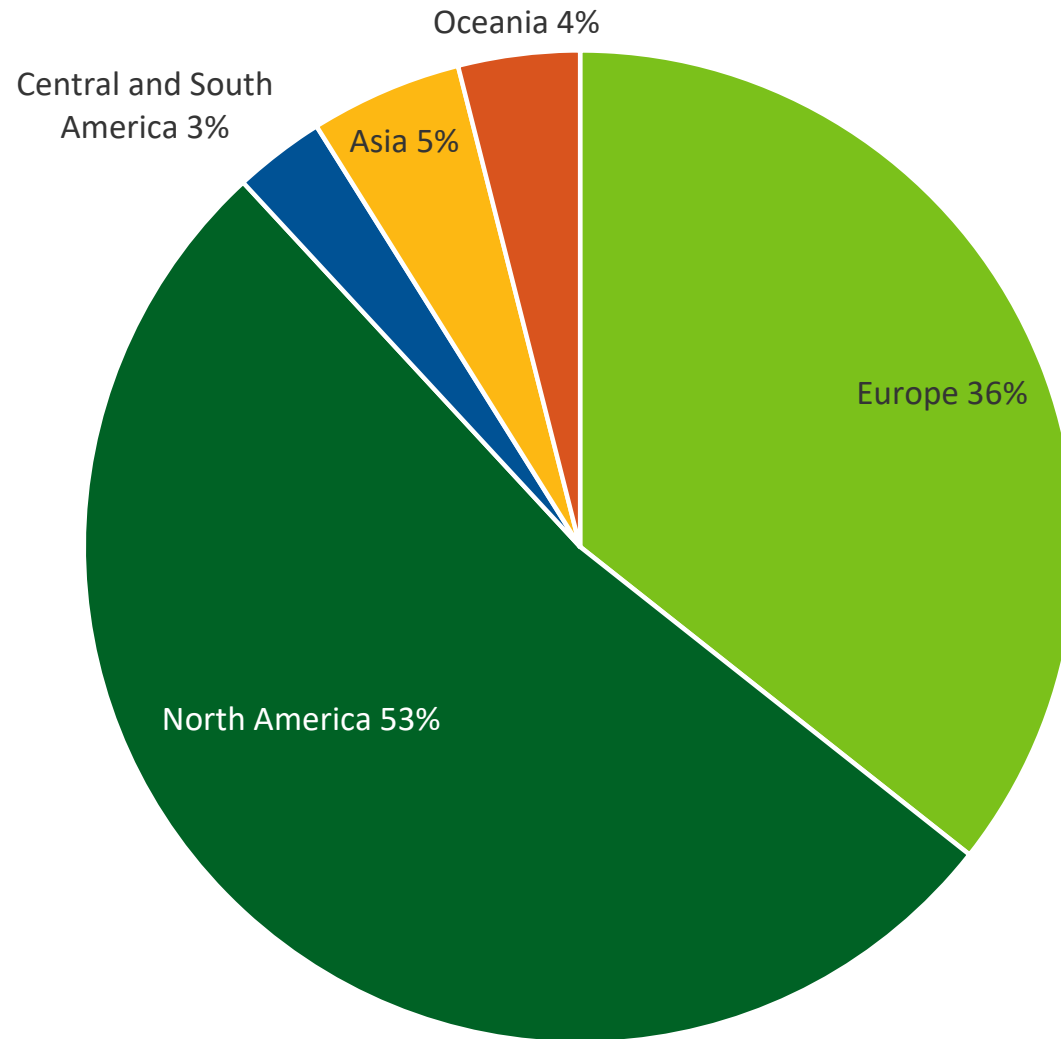
Europe	Certified area (ha)
Austria	3.152.189
Belarus	8.673.138
Belgium	302.835
Czech Republic	1.771.054
Denmark	292.795
Estonia	1.248.044
Finland	18.685.894
France	5.619.599
Germany	7.601.892
Ireland	442.951
Italy	881.069
Latvia	1.733.444
Luxembourg	35.217
Netherlands	3.239
Norway	7.380.750
Poland	7.156.000
Portugal	277.697
Russia	30.488.411
Slovak Republic	1.215.967
Slovenia	292.857
Spain	2.279.570
Sweden	15.700.000
Switzerland	214.522
United Kingdom	1.577.258
Total	117.026.392

Africa	Certified area (ha)
Gabon	596.822
Total	596.822

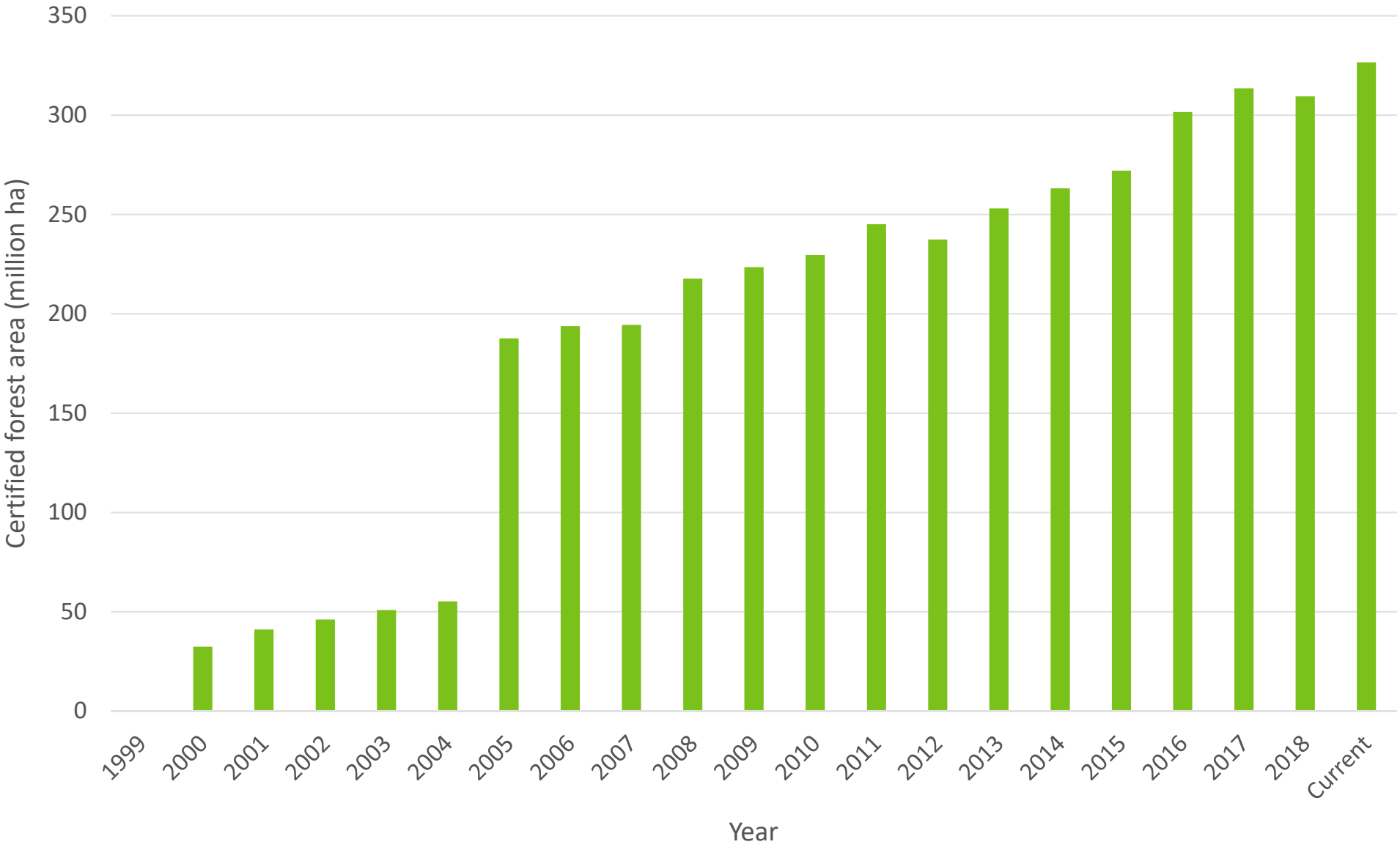
Oceania	Certified area (ha)
Australia	11.365.106
New Zealand	626.508
Total	11.991.614

North America	Certified area (ha)
Canada (CSA)	12.948.094
Canada (SFI)	124.163.962
USA (ATFS)	7.173.965
USA (SFI)	26.763.234
Total	171.049.255

Certified forest area by region



Certified area growth



Top ten – certified forest area



Country	Certified area (ha)
Canada	137.112.056
United States	33.937.199
Russia	30.488.411
Finland	18.685.894
Sweden	15.700.000
Australia	11.365.106
Belarus	8.673.138
Germany	7.601.892
Norway	7.380.750
Poland	7.156.000

CHAIN OF CUSTODY



www.pefc.org



Chain of custody certificates by country



Country	Country	Country	Country
Argentina	14	Estonia	88
Australia	198	Finland	239
Austria	517	France	1988
Bahrain	1	Gabon	2
Belarus	112	Germany	1694
Belgium	280	Greece	5
Bosnia and Herzegovina	5	Hungary	22
Brazil	37	India	30
Bulgaria	5	Indonesia	37
Canada	183	Ireland	37
Chile	73	Israel	5
China	412	Italy	747
Colombia	2	Japan	507
Croatia	11	Korea, Republic of	22
Cyprus	2	Latvia	89
Czech Republic	206	Lebanon	3
Denmark	104	Lithuania	15
Egypt	3	Luxembourg	19
		Malaysia	374
		Mexico	9
		Monaco	1
		Morocco	8
		Netherlands	475
		New Zealand	25
		Norway	74
		Papua New Guinea	1
		Peru	20
		Philippines	5
		Poland	205
		Portugal	174
		Romania	32
		Russia	54
		Seychelles	1
		Singapore	22
		Slovak Republic	119
		Slovenia	64
		South Africa	4
		Spain	965
		Sri Lanka	1
		Sultanate of Oman	1
		Sweden	207
		Switzerland	61
		Taiwan	6
		Thailand	16
		Tunisia	1
		Turkey	35
		Ukraine	3
		United Arab Emirates	37
		United Kingdom	1013
		Uruguay	9
		USA (PEFC CoC)	238
		Vietnam	10
		Total:	11.984

Chain of custody certificates by region



Asia	
Bahrain	1
China	412
India	30
Indonesia	37
Israel	5
Japan	507
Korea, Republic of	22
Lebanon	3
Malaysia	374
Philippines	5
Singapore	22
Sri Lanka	1
Sultanate of Oman	1
Taiwan	6
Thailand	16
United Arab Emirates	37
Vietnam	10
Total	1489

Europe				
Austria	517	Lithuania	15	
Belarus	112	Luxembourg	19	
Belgium	280	Monaco	1	
Bosnia & Herzegovina	5	Netherlands	475	
Bulgaria	5	Norway	74	
Cyprus	11	Poland	205	
Czech Republic	2	Portugal	174	
Denmark	206	Romania	32	
Estonia	104	Russia	54	
Finland	88	Slovak Republic	119	
France	239	Slovenia	64	
Germany	1988	Spain	965	
Greece	1694	Sweden	207	
Hungary	5	Switzerland	61	
Ireland	22	Turkey	35	
Italy	37	Ukraine	3	
Latvia	747	United Kingdom	1013	
			Total	9667

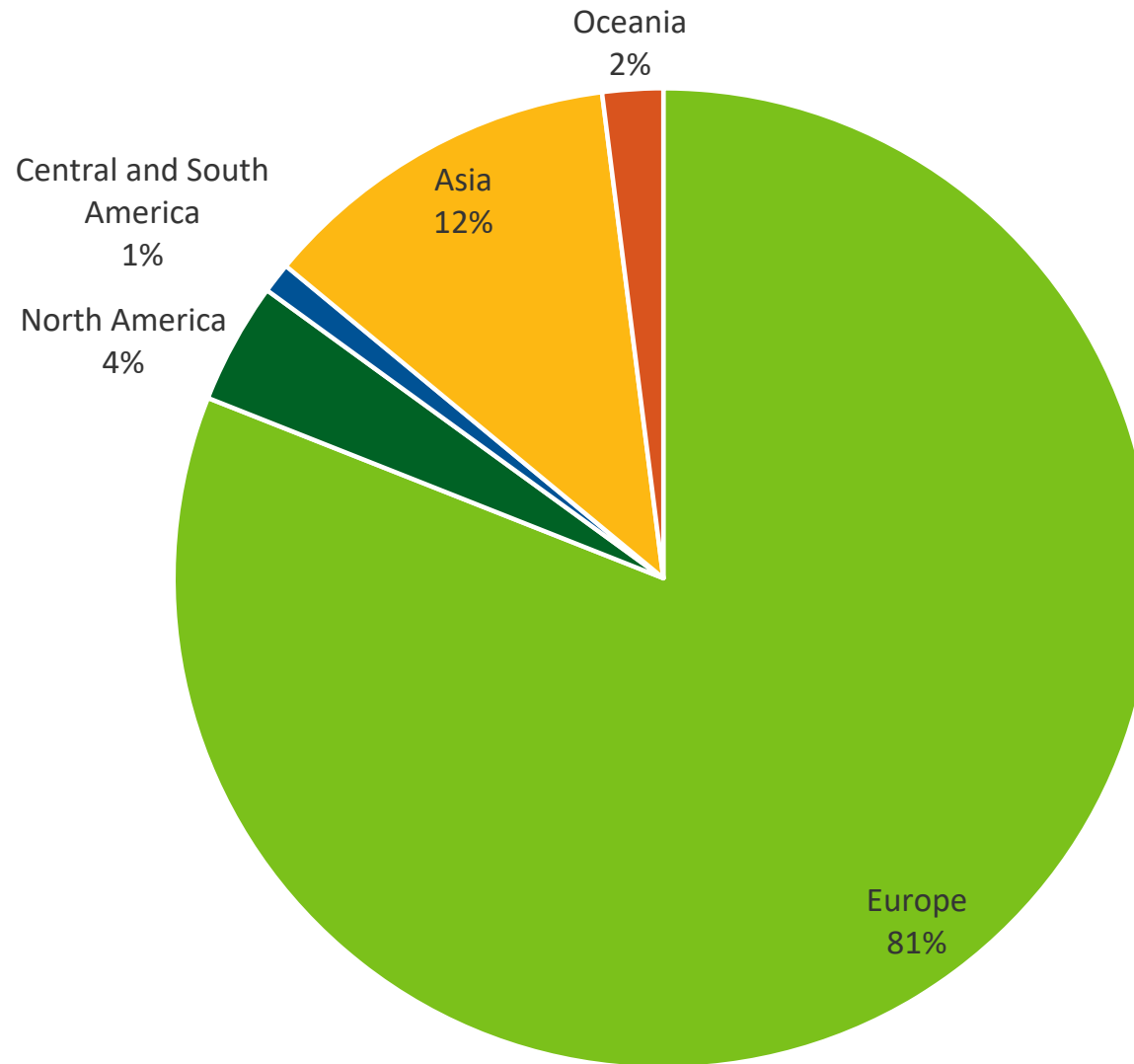
North America			
Canada	183	USA	238
Mexico	9	Total	430

Africa	
Egypt	3
Gabon	2
Morocco	8
Seychelles	1
South Africa	4
Tunisia	1
Total	19

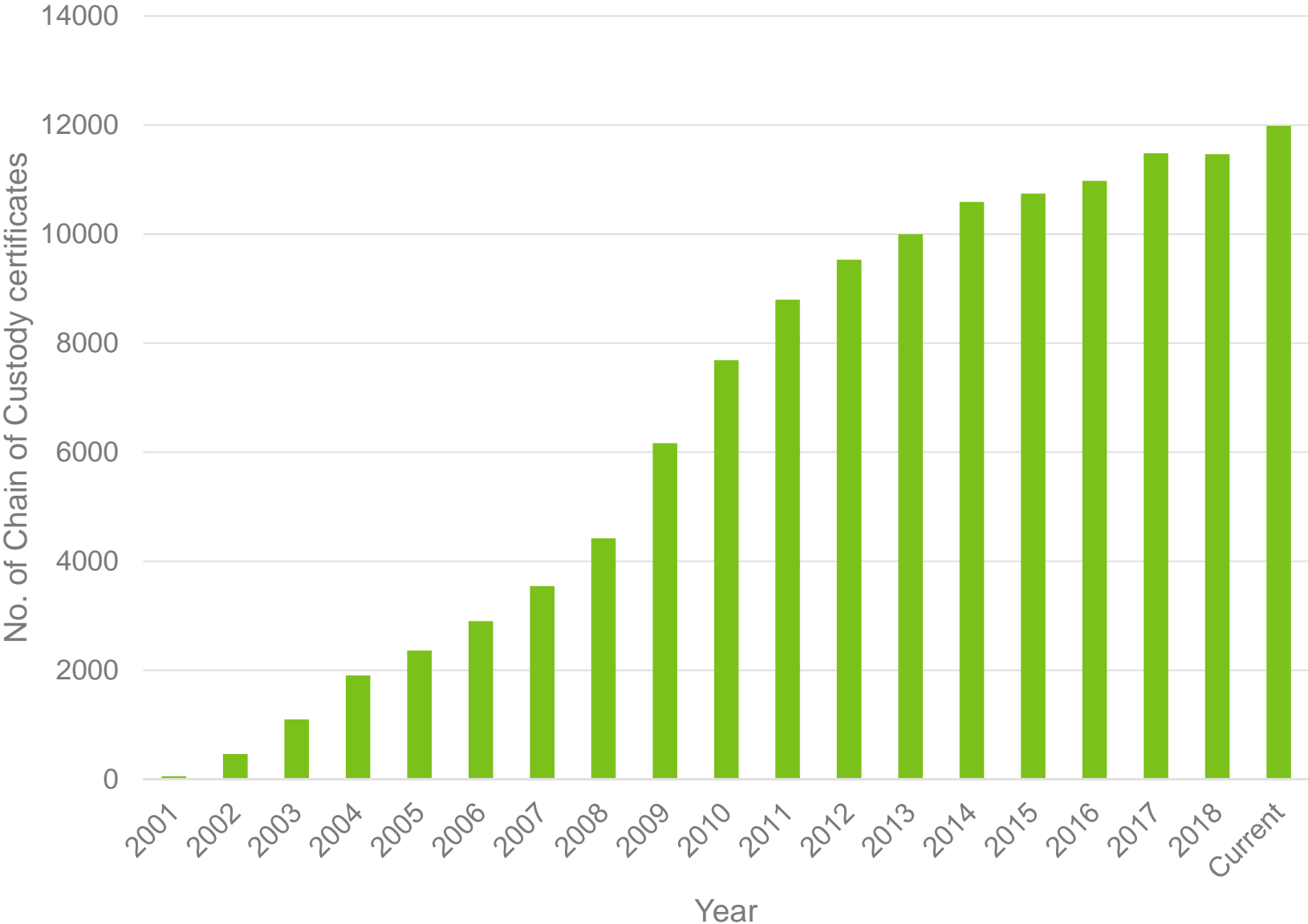
Central & South America	
Argentina	14
Brazil	37
Chile	73
Colombia	2
Peru	20
Uruguay	9
Total	155

Oceania	
Australia	198
New Zealand	25
Papua New Guinea	1
Total	224

Chain of custody by region



Chain of custody growth



Data: December 2019



Top ten – chain of custody



Country	Chain of Custody certificates
France	1988
Germany	1694
United Kingdom	1013
Spain	965
Italy	747
Austria	517
Japan	507
Netherlands	475
China	412
Malaysia	374

Need more information?

PEFC International
ICC Building C
Route de Pré-Bois 20
1215 Geneva 15
Switzerland
Tel. +41 22 799 4540
info@pefc.org

www.pefc.org

