




Iris

**THE FUTURE OF
RESEARCH DASHBOARDS**

BI World: The Challenges


BI DASHBOARDS CAN BE GREAT ... BUT DO THEY SPEAK OUR LANGUAGE?



BI World: The Challenges

THE LANGUAGE OF MARKET RESEARCH...

- Weighted vs un-weighted data
- Multi-response data
- Low base conditions
- Significance testing
- Hierarchical data
- Dynamic netting
- Oh and can they read an SPSS SAV file?



The Iris Advantage

PERFECT FOR THE DASHBOARD PUBLISHER


- **Easy** - Beautiful *drag and drop* canvas design
- **Flexible** - Read in Excel, SPSS SAV and other formats
- **Fast** - A client Dashboard can be live in under 5 minutes
- **Secure** - No IT infrastructure worries
- **Affordable** - Just pay for what you need



The Iris Advantage

FLEXIBILITY FOR THE DASHBOARD 'CONSUMER'

- **Accessible** - fully **responsive** on all devices
- **Sharable** - Viewers are **free**
- **Exportable** - Native, editable PowerPoint decks



Free dashboard demos - <http://viewer.etrns.io>



**WANNA FIND OUT MORE?
GET IN TOUCH**

r.budden@e-tabs.com
richard@askia.com