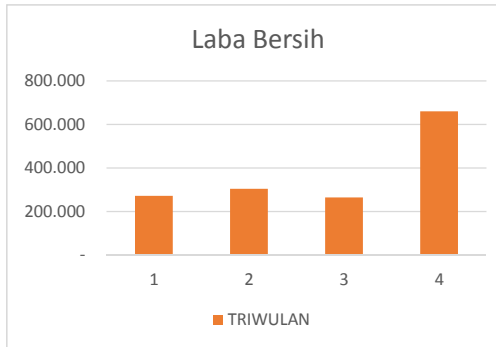


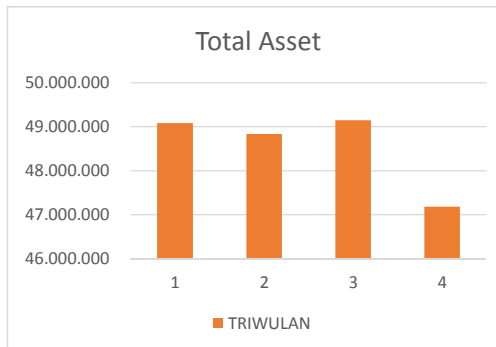
DATA FINANSIAL 2019

(Rp. Juta)

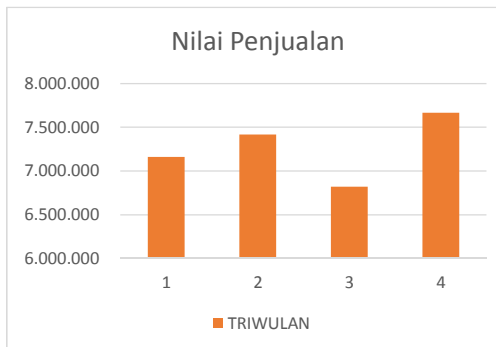
1	Laba Bersih	
	Triwulan	2019
	1	272.859
	2	305.438
	3	264.782
	4	660.866



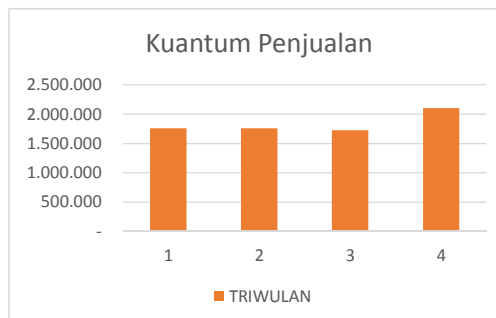
2	Total Asset	
	Triwulan	2019
	1	49.080.366
	2	48.831.619
	3	49.147.240
	4	47.180.578



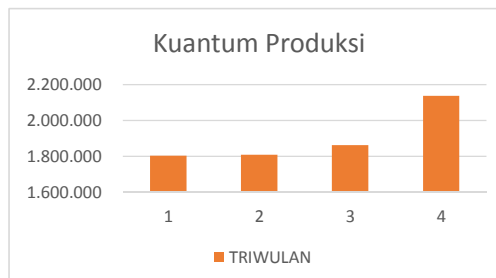
3	Nilai Penjualan	
	Triwulan	2019
	1	7.159.394
	2	7.416.792
	3	6.822.450
	4	7.666.673



4	Kuantum Penjualan	
	Triwulan	2019
	1	1.758.304
	2	1.759.979
	3	1.727.917
	4	2.103.629



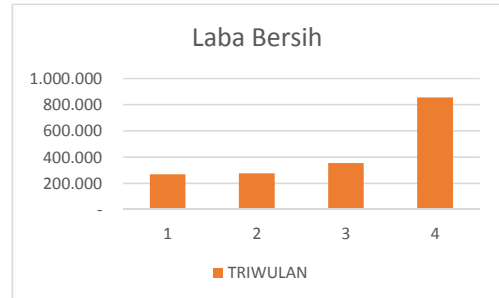
5	Kuantum Produksi	
	Triwulan	2019
	1	1.804.644
	2	1.810.354
	3	1.863.803
	4	2.138.495



DATA FINANSIAL 2018

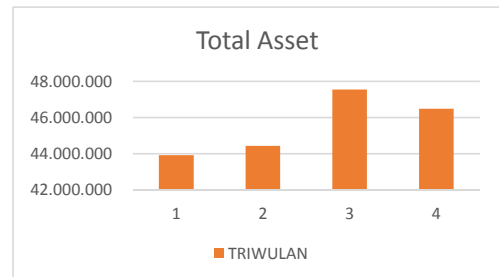
1. Laba Bersih (Rp. Juta)

Triwulan	2018
1	267.838
2	276.668
3	353.682
4	853.562



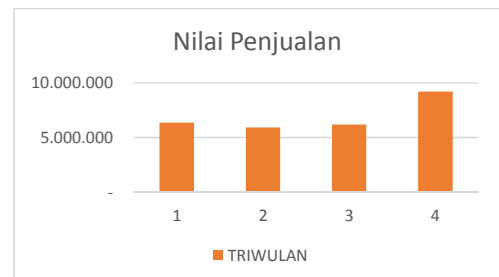
2. Total Asset (Rp. Juta)

Triwulan	2018
1	43.907.818
2	44.429.936
3	47.539.940
4	46.468.279



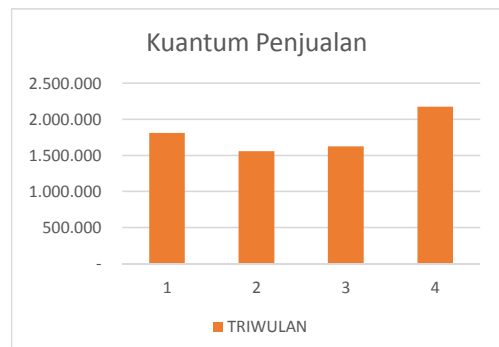
3. Nilai Penjualan (Rp. Juta)

Triwulan	2018
1	6.363.803
2	5.924.738
3	6.186.308
4	9.192.973



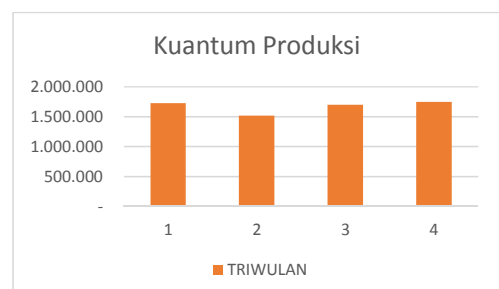
4. Kuantum Penjualan (ton)

Triwulan	2018
1	1.807.399
2	1.556.230
3	1.621.817
4	2.172.013



5. Kuantum Produksi (ton)

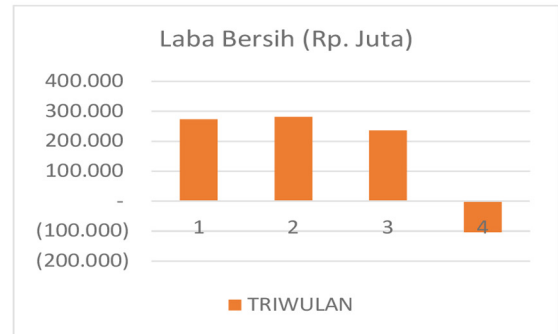
Triwulan	2018
1	1.723.330
2	1.513.469
3	1.695.854
4	1.746.249





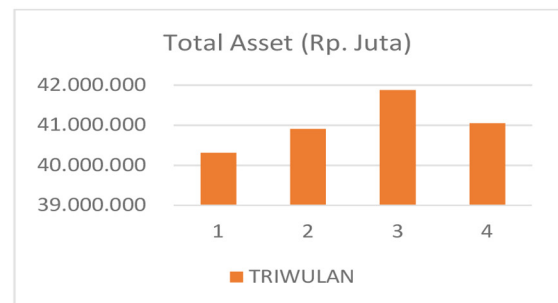
1. Laba Bersih (Rp. Juta)

Triwulan	2017
1	272.892
2	280.910
3	236.058
4	(104.281)



2. Total Asset (Rp. Juta)

Triwulan	Tahun 2017
1	40.315.485
2	40.910.980
3	41.878.670
4	41.052.231



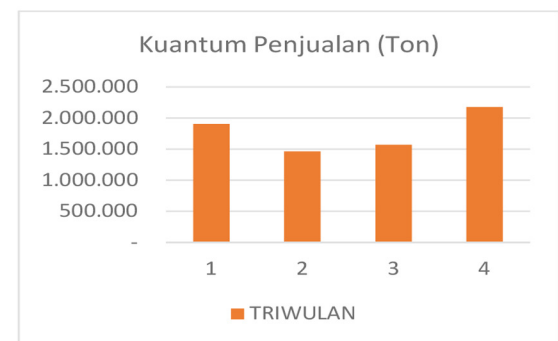
3. Nilai Penjualan (Rp. Juta)

Triwulan	Tahun 2017
1	6.357.515
2	5.066.600
3	4.909.803
4	7.307.134



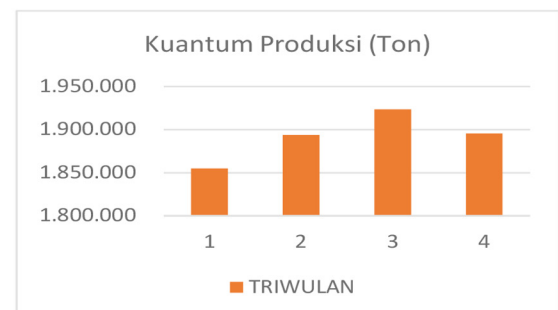
4. Kuantum Penjualan (Ton)

Triwulan	Tahun 2017
1	1.907.211
2	1.464.084
3	1.570.172
4	2.176.639



5. Kuantum Produksi (Ton)

Triwulan	Tahun 2017
1	1.854.713
2	1.893.618
3	1.923.204
4	1.895.509





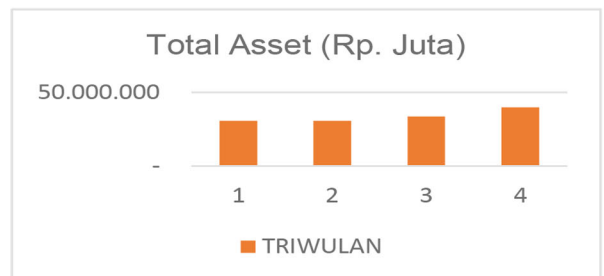
1. Laba Bersih (Rp. Juta)

Triwulan	Tahun 2016
1	507.992
2	482.107
3	323.883
4	9.371.206



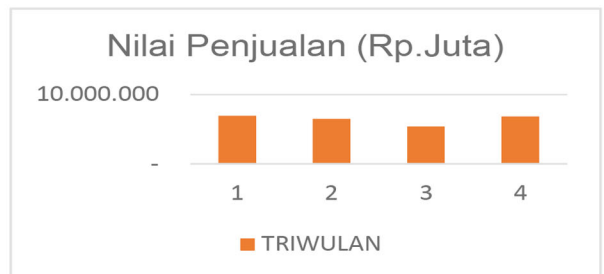
2. Total Asset (Rp. Juta)

Triwulan	Tahun 2016
1	30.751.191
2	30.719.578
3	33.645.728
4	39.944.832



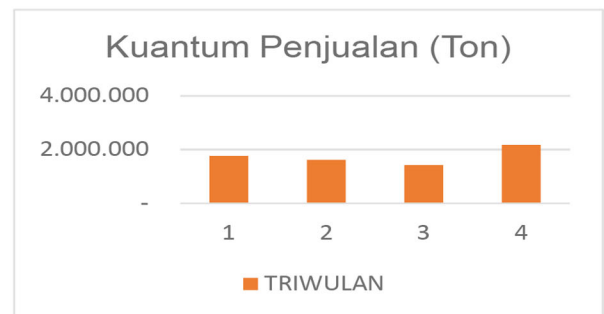
3. Nilai Penjualan (Rp. Juta)

Triwulan	Tahun 2016
1	6.922.330
2	6.516.132
3	5.396.843
4	6.872.159



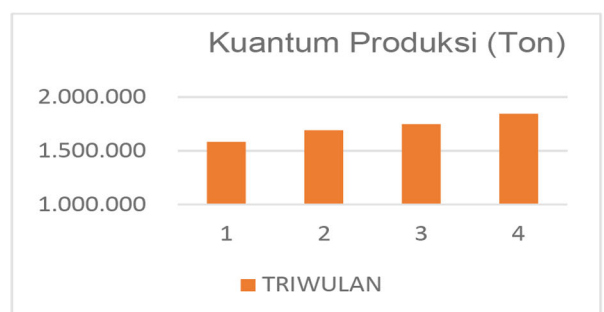
4. Kuantum Penjualan (Ton)

Triwulan	Tahun 2016
1	1.769.776
2	1.612.853
3	1.426.346
4	2.178.506
Jumlah	6.987.481



5. Kuantum Produksi (Ton)

Triwulan	Tahun 2016
1	1.583.531
2	1.689.688
3	1.747.365
4	1.845.054
Jumlah	6.865.638



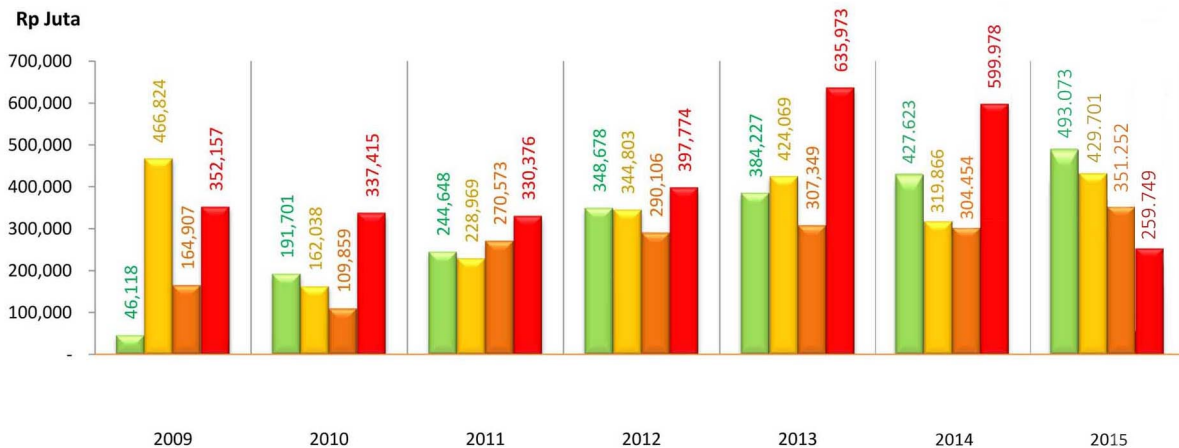


1. LABA BERSIH (NET PROFIT)

(Rp. Juta)

TRIWULAN	2009	2010	2011	2012	2013	2014	2015
1	46.118	191.701	244.648	348.678	384.227	427.623	493.073
2	466.824	162.038	228.969	344.803	424.069	319.866	429.701
3	164.907	109.859	270.573	290.106	307.349	304.454	351.252
4	352.157	337.415	330.376	397.774	635.973	599.978	259.749

LABA BERSIH NET PROFIT



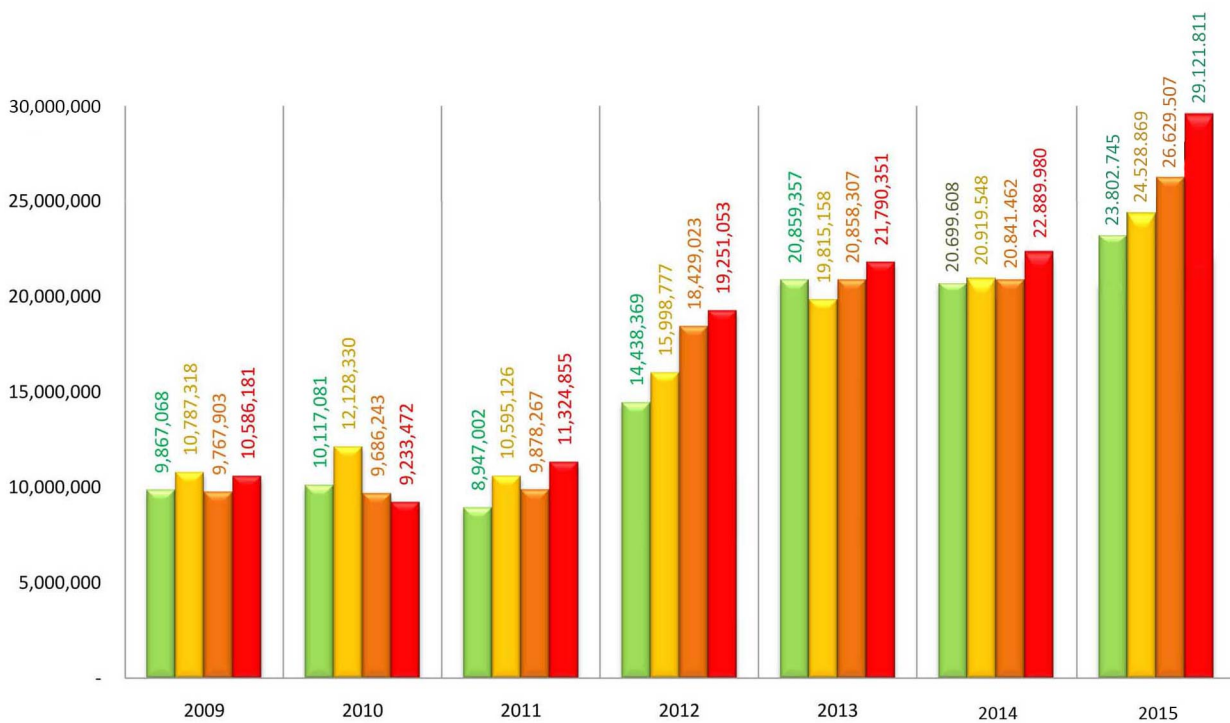


2. TOTAL ASET (TOTAL ASSETS)

(Rp. Juta)

TRIWULAN	2009	2010	2011	2012	2013	2014	2015
1	9.867.068	10.117.081	8.947.002	14.438.369	20.859.357	20.699.608	23.802.745
2	10.787.318	12.128.330	10.595.126	15.998.777	19.815.158	20.919.548	24.528.869
3	9.767.903	9.686.243	9.878.267	18.429.023	20.858.307	20.841.462	26.629.507
4	10.586.181	9.233.472	11.324.855	19.251.053	21.790.351	22.889.980	29.121.811

TOTAL ASET TOTAL ASSETS





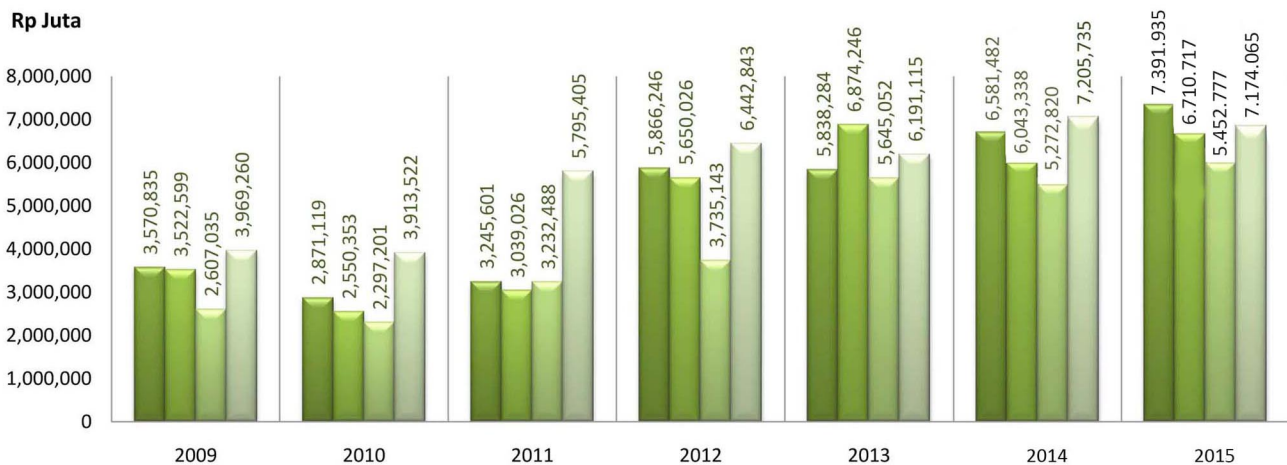
3. NILAI PENJUALAN (SALES)

(Rp. Juta)

TRIWULAN	2009	2010	2011	2012	2013	2014	2015
1	3.570.835	2.871.119	3.245.601	5.866.246	5.838.284	6.581.482	7.391.935
2	3.522.599	2.550.353	3.039.026	5.650.026	6.874.246	6.043.338	6.710.717
3	2.607.035	2.297.201	3.232.488	3.735.143	5.645.052	5.272.820	5.452.777
4	3.969.260	3.913.522	5.795.405	6.442.843	6.191.115	7.205.735	7.174.065

NILAI PENJUALAN

SALES

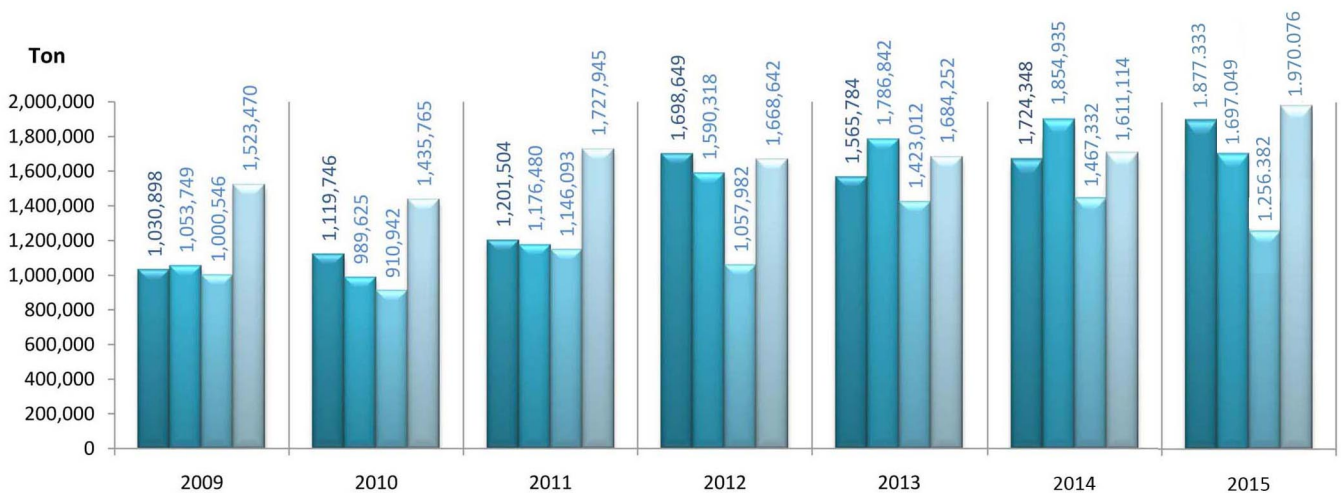




4. KUANTUM PENJUALAN (SALES QUANTITY)

	(TON)						
TRIWULAN	2009	2010	2011	2012	2013	2014	2015
1	1.030.898	1.119.746	1.201.504	1.698.649	1.565.784	1.724.348	1.877.333
2	1.053.749	989.625	1.176.480	1.590.318	1.786.842	1.854.935	1.697.049
3	1.000.546	910.942	1.146.093	1.057.982	1.423.012	1.467.332	1.256.382
4	1.523.470	1.435.765	1.727.945	1.668.642	1.684.252	1.611.114	1.970.076

KUANTUM PENJUALAN SALES QUANTITY





5. KUANTUM PRODUKSI (PRODUCTION QUANTITY)

	(TON)						
TRIWULAN	2009	2010	2011	2012	2013	2014	2015
1	1.227.237	1.412.491	1.246.490	1.528.083	1.534.671	1.473.189	1.606.062
2	1.252.027	1.347.742	1.314.849	1.425.292	1.381.343	1.393.282	1.714.343
3	1.309.859	1.295.193	1.540.821	1.570.245	1.490.169	1.510.042	2.731.401
4	1.506.382	1.355.143	1.484.610	1.507.791	1.539.222	1.705.088	1.762.243

KUANTUM PRODUKSI PRODUCTION QUANTITY

