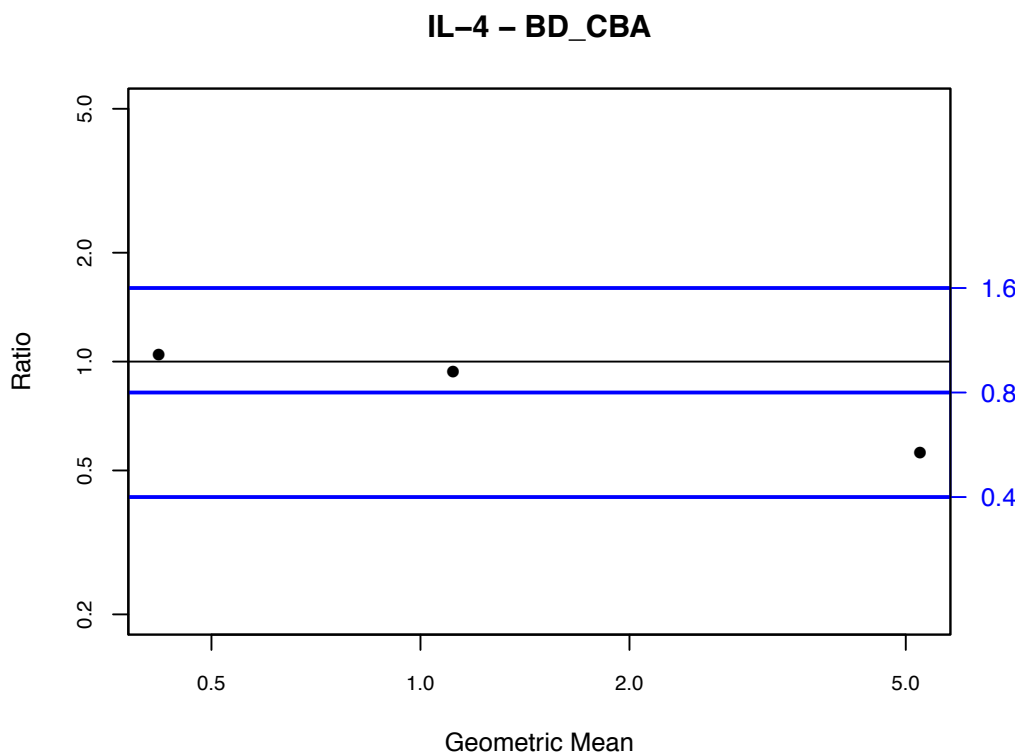


Figure S17

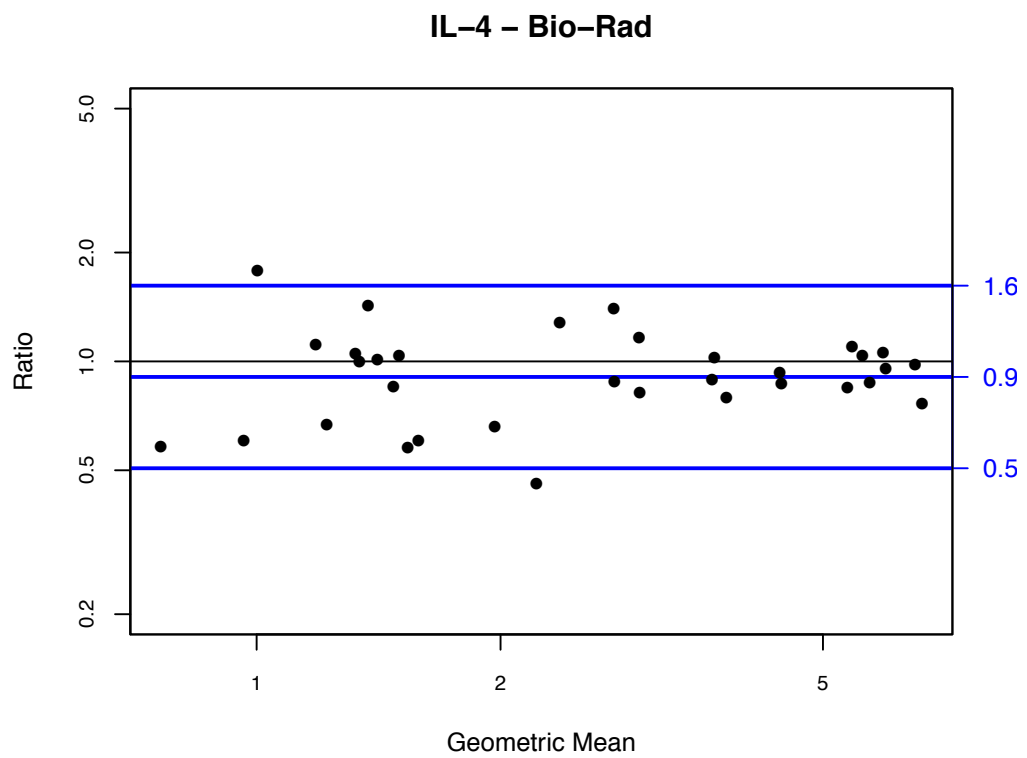
A

parameter	value
1 Cytokine	IL-4
2 Vendor	BD_CBA
3 Samples included in this agreement	3
4 Proportion of both readings in range	15.0
5 Limits of agreement	0.42 to 1.60
6 Constant variance p.value	0.679
7 Constant ratio p.value	0.144
8 Ratio is 1 p.value	0.413



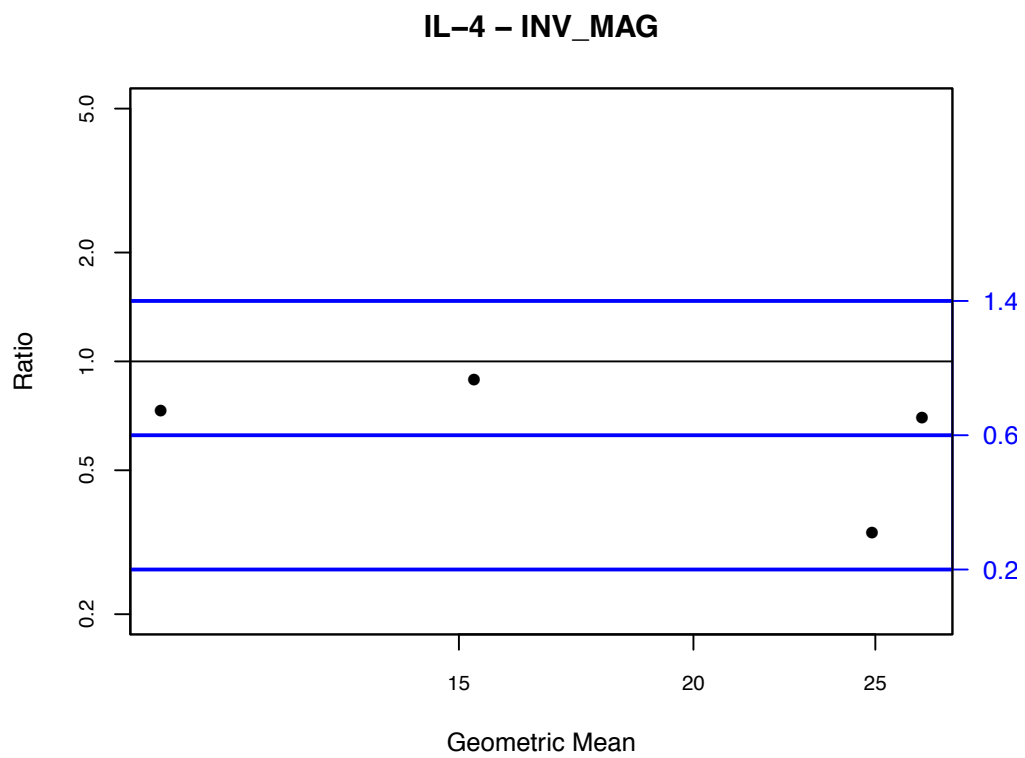
B

parameter	value
1 Cytokine	IL-4
2 Vendor	Bio-Rad
3 Samples included in this agreement	33
4 Proportion of both readings in range	89.2
5 Limits of agreement	0.51 to 1.62
6 Constant variance p.value	0.001
7 Constant ratio p.value	0.540
8 Ratio is 1 p.value	0.059



C

parameter	value
1 Cytokine	IL-4
2 Vendor	INV_MAG
3 Samples included in this agreement	4
4 Proportion of both readings in range	10.0
5 Limits of agreement	0.27 to 1.47
6 Constant variance p.value	0.133
7 Constant ratio p.value	0.465
8 Ratio is 1 p.value	0.115



D

parameter	value
1 Cytokine	IL-4
2 Vendor	Millipore
3 Samples included in this agreement	18
4 Proportion of both readings in range	48.6
5 Limits of agreement	0.61 to 1.61
6 Constant variance p.value	0.592
7 Constant ratio p.value	0.620
8 Ratio is 1 p.value	0.867

