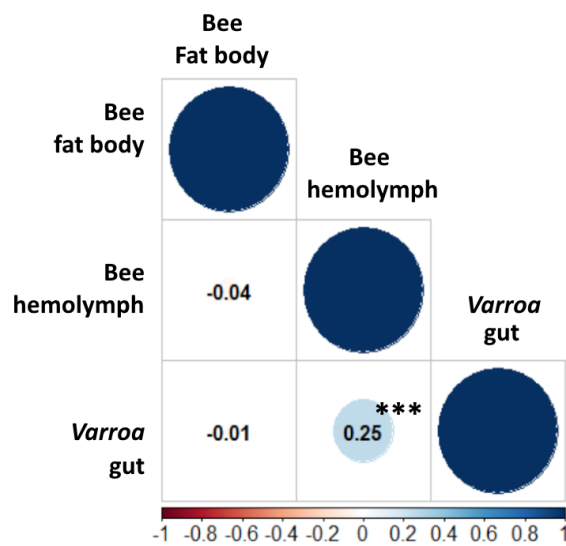
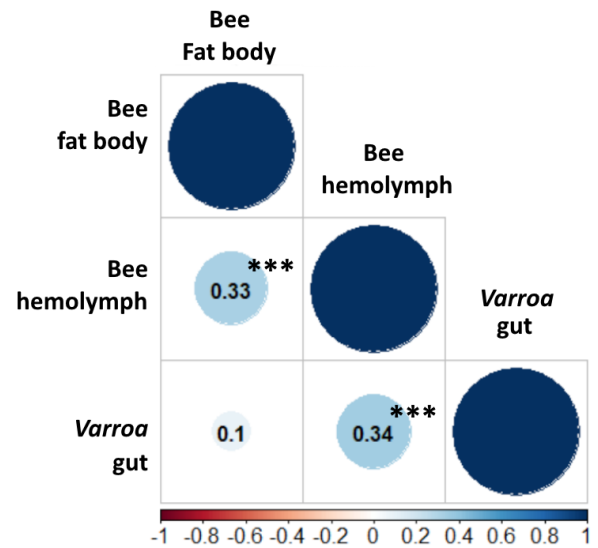


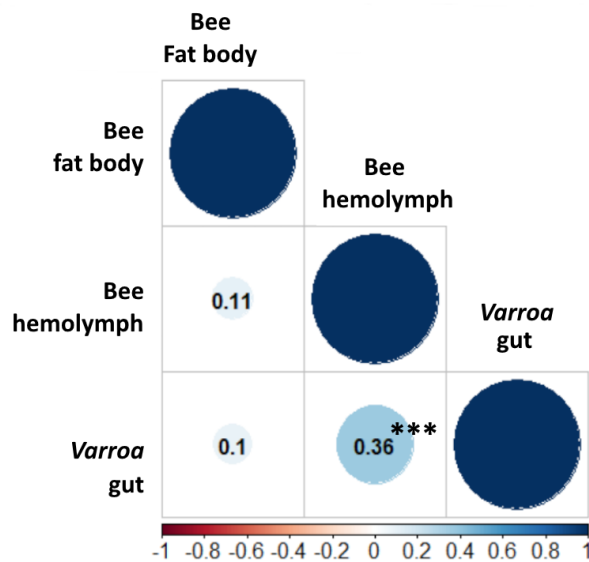
A) Larval stage



B) Pupal stage



C) Adult stage



S4 Fig. Kendall correlation plots of *Apis* spp. protein counts in *Varroa destructor* gut and honey bee tissues.

(A) Proteins found in bee larvae and larva-fed groups; (B) Proteins found in bee pupae and pupa-fed mites; (C) Proteins found in adult bees and adult-fed mites. Kendall τ are shown inside circles and asterisks indicate the significance after Bonferroni corrections ($p < 0.001$).