

BERTOLINI®

MILLENNIA SERIES



The **Millennia Series** is a customizable pew stacker with enhanced features and styling. Completely manufactured in the USA, these chairs utilize only the highest quality materials and innovative manufacturing processes to ensure longevity and value. Our proprietary, dual-density 3.5-inch foam cushion and contoured Ergo-V backrest with silhouette styling (with no exposed frame,) make it easy for congregations to stay comfortable and focused on what really matters—worship!

PRODUCT FEATURES

- 1** Superior comfort & durability is guaranteed with this fully upholstered Ergo-V back
- 2** Exclusive dual-density foam cushioning & a rolled front edge provide years of comfort
- 3** Supports up to 1,000 lbs with the heavy-duty, 16 gauge, cold-rolled steel frame & integrated torsion bar
- 4** Sturdy wooden seat features 3.5-inch dual-density foam & T-Nut metal-to-metal fastening
- 5** Never worry about swivel-glide failure & exposed frame corners with these bootied glides



STANDARD FABRIC OPTIONS

(See bertolinidirect.com for a wide variety of fabric options)



Shire Stonewall



Shire Black Marble



Sherpa Grey Heather



Winslow Belize



Winslow Mineral



Fandango Ash



Visit bertolinidirect.com

STANDARD FRAME OPTIONS



Enviro Black



Gray Hammer



Silver Vein



Bronze Vein



Copper Vein



Gold Vein

DESIGNER FRAME OPTIONS



Java



Charcoal Hammertone



Architectural Bronze



007 Silver



BERTOLINI MODULAR SYSTEM

All Bertolini models, including arm chairs, interlock with each other to provide mix and match modular flexibility.



FULLY UPHOLSTERED OUTER BACK

The fully upholstered back provides superior look and sound absorption.

ERGO-V ERGONOMIC BACK FOUNDATION

The multi-contoured V shape supports the lower back and cradles the upper shoulders.

FABRIC

Our commercial-grade polyolefin fabrics are double-rub tested up to 250,000 times without showing signs of wear.

FINISH

The ultra-durable powder-coat is electrostatically applied and baked at over 400°, and then saltwater tested for more than 800 hours.



EXCLUSIVE DUAL-DENSITY FOAM

The commercial grade dual-density virgin foam ensures all-day comfort and resiliency for the life of the chair.

STRONGEST FRAME

The 16-gauge bar system features 1010 cold-rolled carbon steel with integrated torsion that supports up to 1,000 lbs—all made in the USA!

STACK BUTTONS

The extra-wide stacking buttons provide efficient stacking to protect your investment.



ERGO-V BACK DESIGN

Proprietary Ergo-V support system provides ergonomic comfort and durability while creating a lighter, easier to handle chair.



RADIUS-EDGE ELEGANCE

Our exclusive radius-edge steel frame provides a softer, more elegant look while extending the life of the finish when stacked.




T-NUT FASTENERS

The t-nut metal-to-metal fastening gives rock-solid durability.



BOOTED GLIDES

The noncorrosive, zero-maintenance, booted glides protect your chairs and your floors, and avoid swivel-glide failure.



RETRACTABLE INTERLOCK GANGING

The standard retractable ganging interlocks easily mount under your chair to link chairs into rows.




STANDARD GANGING

The straight interlocks hold chairs tightly together. Available at no additional charge.



RADIUS GANGING

The radius interlocks allow enough space to form a gentle curve. Available at no additional charge.



ARMS

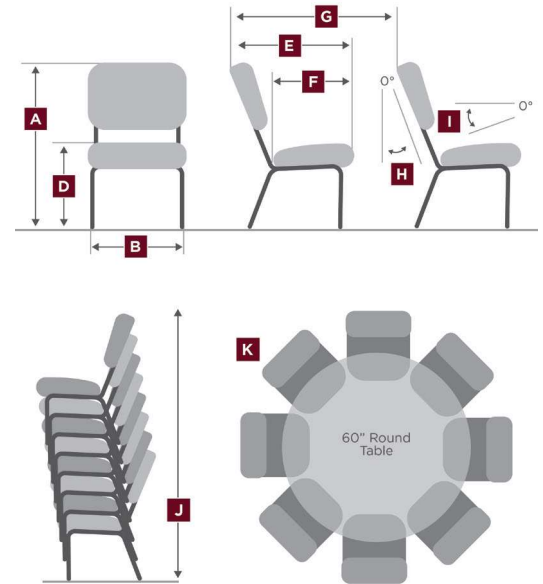
Option chair arms are available with a height of 26 3/4 inches (from the floor to the top of the arms).



SPECIFICATIONS

	20-IN WIDE	ARM CHAIR
OVERALL HEIGHT (A)	35 in (89 cm)	35 in (89 cm)
OVERALL WIDTH (B)	20.25 in (51.4 cm)	23 in (58.4 cm)
SEAT WIDTH (C)	20 in (50.8 cm)	20 in (50.8 cm)
SEAT HEIGHT (D)	18.75 in (47.6 cm)	18.75 in (47.6 cm)
ARM HEIGHT	n/a	26.75 in (68 cm)
DEPTH (E)	25.75 in (65.4 cm)	25.75 in (65.4 cm)
SEAT DEPTH (F)	18.25 in (46.4 cm)	18.25 in (46.4 cm)
WEIGHT	17.6 lbs (8 kg)	20.8 lbs (9.4 kg)
RECOMMENDED EGRESS (G)	36 in (91.4 cm)	36 in (91.4 cm)
BACK PITCH (H)	17.5°	17.5°
SEAT PITCH (I)	7°	7°
STACKS (J)	8 high	6 high
AROUND 60-IN ROUND (K)	6 - 8	5 - 7
GLIDES	Black (Standard) or Clear (w/ upcharge)	Black (Standard) or Clear (w/ upcharge)
FABRIC YARDAGE	0.80 - 1.3 yards	0.80 - 1.3 yards

MEASUREMENT GUIDE



OPTIONAL ACCESSORIES

(See bertolinidirect.com for our large collection of customizable options)



BOOK RACK



COMMUNION
CUP HOLDER



COFFEE
CUP HOLDER



CARD AND
CUP HOLDER



ATTACHED
KNEELER

CARTS



STANDARD CHAIR
DOLLY: 24 INCH



HEAVY-DUTY
5-WHEEL DOLLY

NO HASSLE WARRANTY

Bertolini is part of the MITY Incorporated family of product brands. MITY warrants all Bertolini chairs. Read complete details about the warranty at bertolinidirect.com/warranty.

STANDARDS

Essentials Series chairs meet or exceed all applicable tests from ANSI / BIFMA X 5.1-2002. All upholstery and foam meet or exceed California Bulletin 117-2013.

