

Heavy Duty Table



✓ Heavy Duty

16 gauge steel channel frame, 1½" square legs and tamper-free threaded hardware.

✓ Collaborative

Multiple options allow for team work in STEM Labs and Makerspaces.

✓ Adjustable

14 gauge steel legs adjust in 1" increments giving you many options to configure as you see fit.

Heavy Duty Table Variations



MORE THAN
2,000
DESIGN
VARIATIONS



Heavy Duty Table Specifications

The NPS Heavy Duty Table is ideal for any makerspace environment. The 16 gauge apron and 14 gauge legs make this table virtually indestructible. Available with either fixed or adjustable height legs. Adjustable legs can be raised in 1" increments and are locked firmly in place with 2 K-9 external tooth lock washers and heavy duty tamper free hex screws. All legs come standard with simple adjust glides and have a caster option for easy mobility. **Play. Work. Study.**

STANDARD FEATURES



Corner brackets bolted onto frame



Welded 12 gauge leg top plate



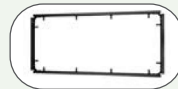
Dual-side leg connection



Adjustable legs adjust in 1" increments



11 gauge welded support brackets



16 gauge channel frame



Leveling glides can add up to 3/4" height to table



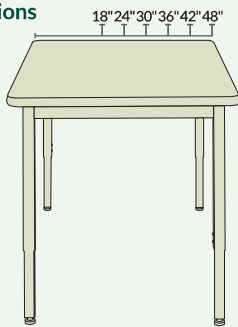
Exceeds 500lbs. distributed load capacity

TABLE SIZES

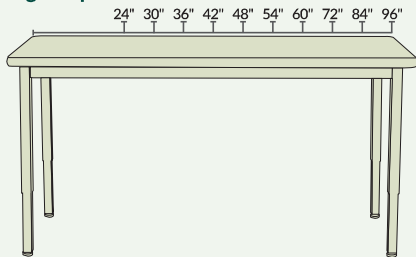
Personal sizes patent pending
18"x24", 18"x30", 24"x24", 24"x30", 30"x30"



Width Options



Length Options



LEG CONSTRUCTION

Fixed Height Legs:



28.5"
Additional height with tabletop thickness

Adjustable Height Legs:



21.25" - 36.25"
Additional height with tabletop thickness

TABLETOPS



Standard High Pressure Laminate
.75" particleboard core
HPL Surface
T-molding



Supreme High Pressure Laminate
1.2" MDF core
HPL Surface
Protect Edge



Whiteboard
1.2" Particleboard Core
Markerboard HPL Surface
PVC Edge Banding



Chem-Res
1" Particleboard Core
Chemical Resistant Top
Edge Banding



Phenolic
.75" Solid Phenolic
Designer Beveled Edges



Butcherblock
1.75" Solid Maple Wood
Proprietary UV Finish

OPTIONAL ADDITIONS

Casters 3" Heavy-Duty Casters



- Increases the table height by 3/4"
- A set of gussets is included with casters

Corner Gussets




- 13 gauge steel
- Tamper-free hardware
- Included with all tables 36" & wider, or 84" & longer
- Recommended when using tables above 30" high

Peg Boards



Two 16-gauge industrial grade peg boards included in each set



Variety set of 50 7 gauge chromed pegs included with each peg board set



Holes spaced 1" apart



Assembled with tamper-free self-tapping screws

Note: peg board available for 24" and 30" wide tables



Heavy Duty Table Specifications

FRAME COLORS



Textured Black



Soft Grey



TABLE MODEL NUMBER CONFIGURATIONS

FRAME #	DESCRIPTION
HDT3	Heavy Duty Table, Height Adjustable, Textured Black
HDT7	Heavy Duty Table, Fixed Height Legs, Textured Black
HDT8	Heavy Duty Table, Height Adjustable, Soft Grey
HDT9	Heavy Duty Table, Fixed Height Legs, Soft Grey

TOP	DESCRIPTION/EDGE
B	1.75" Solid Maple Butcherblock/UV Finish
W	1.25" Whiteboard/PVC Edge Banding
H	.75" Standard High Pressure Laminate/T-Mold
S	1.25" Supreme High Pressure Laminate/Protect Edge
C	1" Chem-Res/3mm Edge Banding
P	.75" Solid Phenolic/Beveled Edge

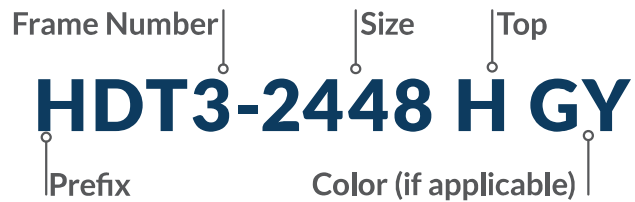
SIZE (WIDTH/LENGTH IN INCHES)									
1824	1830	1836	1842	1848	1854	1860	1872	1884	1896
2424	2430	2436	2442	2448	2454	2460	2472	2484	2496
3030	3036	3042	3048	3054	3060	3072	3084	3096	
3636	3642	3648	3654	3660	3672	3684	3096		
4242	4248	4254	4260	4272	4284	4296			
4848	4854	4860	4872	4884	4896				

Quick ship tables available, choose from tops B, W, C, P, and H with grey nebula laminate

Quick ship tables available, choose from tops P and C

Quick ship tables available, choose from tops C

Standard lead time is 4-6 weeks. Quick ship lead time is 2 days.



ACCESSORIES MODEL NUMBER CONFIGURATIONS

(separate line item)



MODEL #	DESCRIPTION
CAST-	Set of 4 Heavy Duty Casters and Gussets
PEG24-	Set of 2 Peg Boards for 24" Wide Tables and 50 Pegs
PEG30-	Set of 2 Peg Boards for 30" Wide Tables and 50 Pegs

Heavy Duty Table Design Options

Standard Edges

No minimum required

Standard HPL Tabletops



Vinyl T-Molding | Black (TM)

























Supreme HPL Tabletops



Protect Edge | Black (PE)

Premium Edges

May be subject to minimum quantity and upcharge

	VINYL T-MOLD			
	 Beige (TB)	 Green (TG)	 Light Grey (TL)	 Medium Grey (TE)
	 Navy (TN)	 Red (TR)	 Silver (TS)	 Brown (TO)
	PROTECT EDGE			
	 Navy (PN)	 Green (PG)	 Red (PR)	 Purple (PP)
	 Beige (PB)	 Dark Grey (PD)	 Medium Grey (PM)	 Light Grey (PL)
	3MM PVC EDGE BANDING			
	 Navy (EN)	 Green (EG)	 Red (ER)	 Purple (EP)
	 Black (EB)	 Dark Grey (ED)	 Medium Grey (EM)	 Light Grey (EL)

Custom Logo Options

8 week lead time



Heavy Duty Table Design Options

Standard Laminates

No minimum required



Robin
RN



Port
PO



Regimental Red
RR



Hollyberry
RE



Candy Apple
CD



Orange Grove
OG



Marigold
YW



Teal Honeycomb
HC



Ocean
OC



Persian Blue
BL



Lapis Blue
LB



Catalina
CI



Indigo
IN



Atlantis
AT



Black
BK



Graphite Nebula
GN



Asian Night
AN



Rustic Slate
RS



Forged Steel
FS



Figured Mahogany
MY



Coffee Bean
CB



Mantana Walnut
WT



Lowell Ash
LA



Burnished Chestnut
CT



Buka Bark
KB



River Cherry
RC



Nepal Teak
NT



Wild Cherry
CH



Monticello Maple
MP



Bannister Oak
OK



Castle Oak
CO



Limber Maple
LM



Kensington Maple
KS



Fusion Maple
FM



Manitoba Maple
MT



Natural Tigris
NG



Natural Nebula
NN



Steel Mesh
SL



Slate Grey
SG



Mystic Night
MN



Pewter Brush
PB



Windswept Pewter
WP



Dove Grey
DG



Sheer Mesh
SM




Crisp Linen
CL



High Rise
HR



Frosty White
FW



White Sand
WS



Titanium EV
EV



Cloud Nebula
CN



Evening Tigris
ET



Bronze Legacy
BL



Nickel
NE



Pearl Soapstone
PS



Grey Glace
GG



Grey Nebula
GY




Platinum
PL



Fashion Grey
GF




White Nebula
WN




White Tigris
TW



Grey
RG



Grey Pampas
PP



Designer White
DW

Heavy Duty Table Design Options



Premium Laminates

May be subject to minimum quantity and upcharge



IF YOU DON'T SEE A
LAMINATE, JUST ASK!

Choose any laminates from:

May be subject to minimum quantity and upcharge

