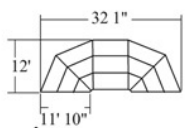
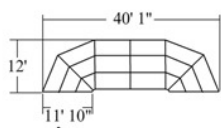
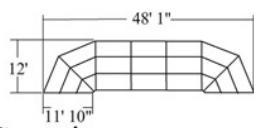
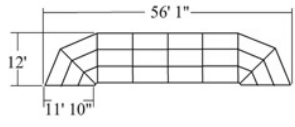
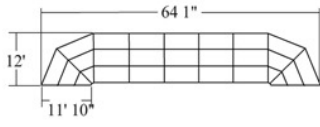
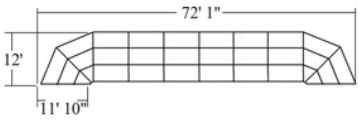
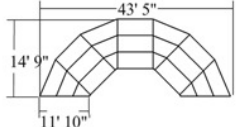
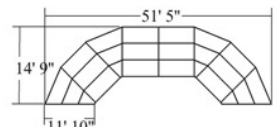
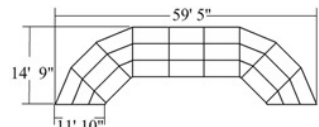
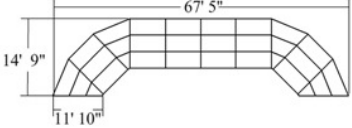
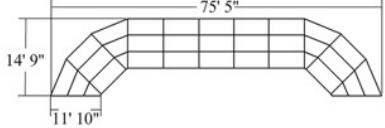
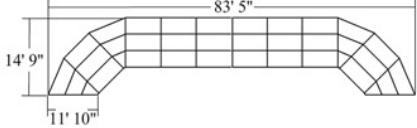
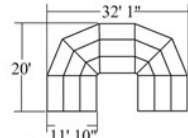
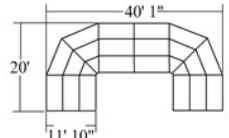
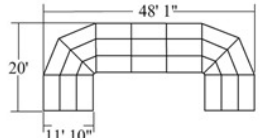
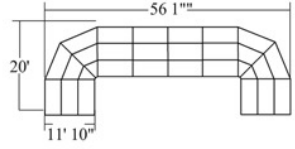
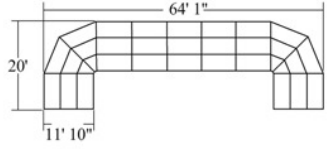
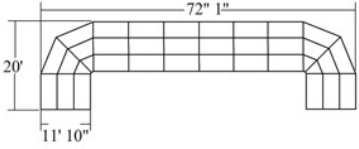
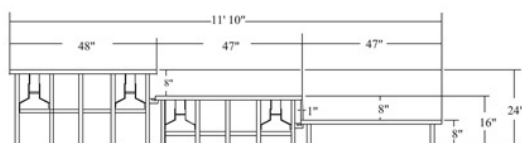


Seated Band Riser Configurations

Bow Set-up		
A  33-36 Capacity	B  42-48 Capacity	C  51-60 Capacity
D  60-72 Capacity	E  69-84 Capacity	F  78-96 Capacity

Ring Set-up		
A  51-60 Capacity	B  60-72 Capacity	C  69-84 Capacity
D  78-96 Capacity	E  87-108 Capacity	F  96-120 Capacity

Oval Set-up		
A  51-60 Capacity	B  60-72 Capacity	C  69-84 Capacity
D  78-96 Capacity	E  87-108 Capacity	F  96-120 Capacity



Elevation using 48" stages

Capacity may vary depending on space between chairs.