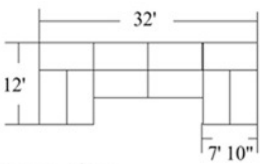
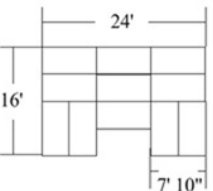
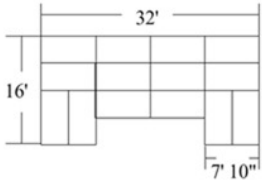
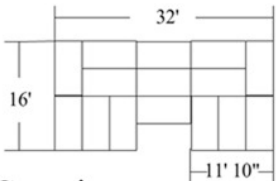
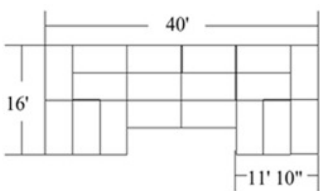
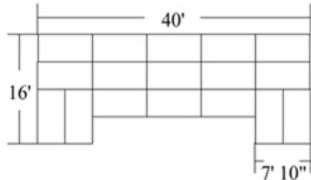
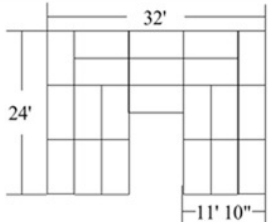
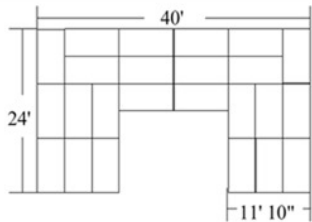
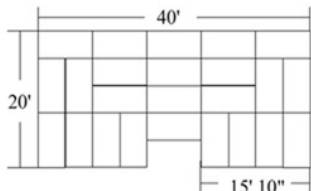
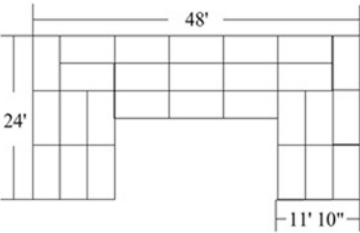
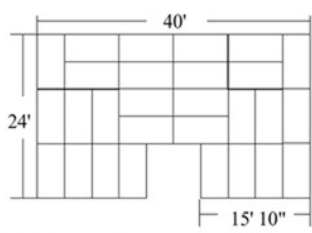
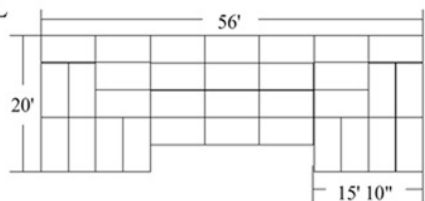
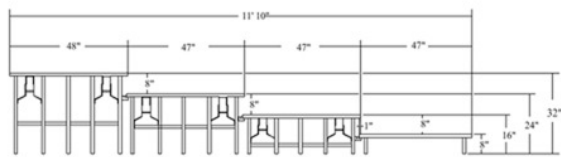


Stage Configurations

Band Riser

<p>A</p>  <p>30-40 Capacity</p>	<p>B</p>  <p>33-44 Capacity</p>	<p>C</p>  <p>42-56 Capacity</p>
<p>D</p>  <p>45-60 Capacity</p>	<p>E</p>  <p>54-72 Capacity</p>	<p>F</p>  <p>51-68 Capacity</p>
<p>G</p>  <p>63-84 Capacity</p>	<p>H</p>  <p>72-96 Capacity</p>	<p>I</p>  <p>72-96 Capacity</p>
<p>J</p>  <p>81-108 Capacity</p>	<p>K</p>  <p>84-112 Capacity</p>	<p>L</p>  <p>96-128 Capacity</p>



Capacities may vary depending on the amount of space between chairs and the size of instruments.

Elevation using 48" Stage