



## Quick-Start Guide







### **StEp 1**

Sit back and relax, because all you have to do to get ready for the lesson is prepare your heart! Pull out your Leader Devotions book, read the week's devotion, and let God do the rest!

### **StEp 2**

Each week you will open your Buzz box and find the handy-dandy Directions card. This card will give you step-by-step directions to walk you through each segment of the lesson. These directions will be the same for the entire quarter. You can follow the directions as you lead—there's no need to review ahead!

The first page tells you what supplies you'll find in your kit. Then you'll see the six different parts of the lesson. The directions for each part will change every quarter, but your Directions card will tell you everything you need to know!

-  **Part 1:** Buzz Bond (where kids connect)
-  **Part 2:** God Sightings® (where kids see God at work)
-  **Part 3:** Bible Buzz (where kids dig into the Bible)
-  **Part 4:** Buzz in Action (where kids apply what they've learned)
-  **Part 5:** Let's Pray (where kids talk to God)
-  **Part 6:** Faith Buzz at Home (where kids take it home)



**Questions?**

(800) 447-1070 (toll-free line)  
info@group.com  
group.com/sunday-school

**Group**  
Real. Bold. Love.