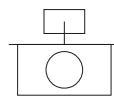


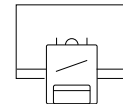
---

## Applications

---



Offices



Classrooms



Cleanrooms



Retail



Home



Large surfaces



Hotels
















Restaurants



Health care

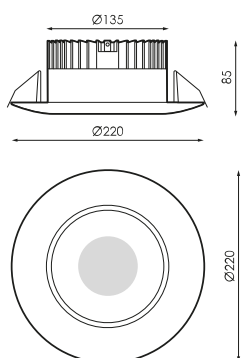
## Specifications (Series luminaires)

	<b>Voltage (V)</b>	220-240V
Hz	<b>Frecuency (Hz)</b>	50-60Hz
	<b>Current (A)</b>	1.030mA
$\phi$	<b>Power factor (Cos fi)</b>	0.9
	<b>Dimming</b>	No
	<b>IP Tightness index</b>	IP54
	<b>Body color</b>	White
	<b>Diffuser Material</b>	VT
	<b>Body</b>	AL
	<b>Reflector</b>	AL AN
K	<b>Colour temperature</b>	4.000K
	<b>CRI Colour rendering index</b>	>80




	<b>Measures</b>	Ø220x85mm
	<b>Mounting position</b>	Empotrar
$\phi_{LUM}$	<b>Flux (lm)</b>	3.099lm
	<b>Electrical isolation</b>	CI
	<b>Lifetime</b>	L70>30.000h

Prilux guarantees a  $\pm 10\%$  tolerance in light flux measurements.

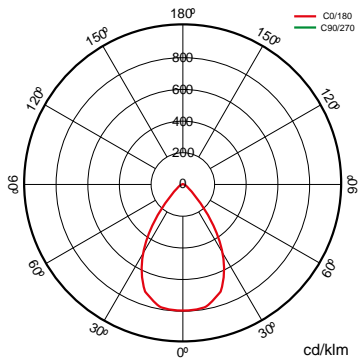
## Dimensions



## References

	$W_{LED}$	W		$\phi_{LED}$	$\phi_{LUM}$	$\Delta$	K	
<b>233286</b>	35W	42W	1030mA	3.871lm	3.099lm	60°	4.000K	Ø220x85mm

## Photometry



## On request



Dali



Emergency kit



## Solutions

S



### CTE Pack

#### description



Regulation for the contribution of natural light to comply with the requirements of the CTE. Independent control of two lines of dimmable DALI luminaires with sensor to install in a luminaire or surface box. Preconfigured for easy operation.



### CLASSROOMS Pack

#### description



Regulation by contribution of natural light and stand alone presence. Lighting control system to meet CTE requirements and optimize energy use by taking advantage of natural light and automatic shutdown in case of absence.



### Bluetooth package

#### description




Casambi version of our fixtures that enables through any Bluetooth® terminal via free APP that offers the control of flow regulation, color, scene configuration, behavior linked to schedules. Multiple accessories can be configured to work on the same network to unify the control of one or more spaces, being able to create groups, scenes and dynamic sequences to measure. The Bluetooth® device is valid for any DALI luminaire.

#### Info



For more information on the different solutions compatible with this luminaire, consult the following BIDI codes or on the web [www.prilux.es](http://www.prilux.es)

<b>Info</b>	
Until end of stock	