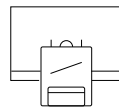




---

### Applications

---



Classrooms



Retail



Home



Large surfaces
















Hotels



Restaurants

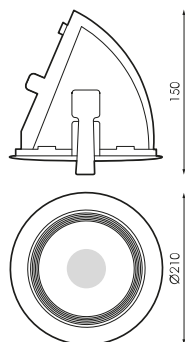
## Specifications (Series luminaires)

 <b>Voltage (V)</b>	220-240V
<b>Hz Frecuency (Hz)</b>	50-60Hz
 <b>Current (A)</b>	1.150mA
$\phi$ <b>Power factor (Cos fi)</b>	0.96
 <b>Dimming</b>	No
 <b>IP Tightness index</b>	IP44
 <b>Body color</b>	White
 <b>Diffuser Material</b>	VT
 <b>Body</b>	AL
 <b>Reflector</b>	AL AN
<b>K Colour temperature</b>	4.000K




 <b>Measures</b>	Ø210x150mm
 <b>Mounting position</b>	Empotrado Techo
 <b>Inclination</b>	50°/+135°/-135°
$\phi_{LUM}$ <b>Flux (lm)</b>	4.845lm
 <b>Electrical isolation</b>	CII
 <b>Lifetime</b>	L70>30.000h

Prilux guarantees a  $\pm 10\%$  tolerance in light flux measurements.

## Dimensions



## References

	$W_{LED}$	W		$\phi_{LED}$	$\phi_{LUM}$	$\Delta$	K	
<b>381642</b>	50W	52W	1150mA	5.812lm	4.845lm	40°	4.000K	Ø210x150mm

---

**On request**

---



Dali



Emergency kit



Solutions

S



### CTE Pack

**description**



Regulation for the contribution of natural light to comply with the requirements of the CTE. Independent control of two lines of dimmable DALI luminaires with sensor to install in a luminaire or surface box. Preconfigured for easy operation.



### CLASSROOMS Pack

**description**



Regulation by contribution of natural light and stand alone presence. Lighting control system to meet CTE requirements and optimize energy use by taking advantage of natural light and automatic shutdown in case of absence.



### Bluetooth package

**description**




Casambi version of our fixtures that enables through any Bluetooth® terminal via free APP that offers the control of flow regulation, color, scene configuration, behavior linked to schedules. Multiple accessories can be configured to work on the same network to unify the control of one or more spaces, being able to create groups, scenes and dynamic sequences to measure. The Bluetooth® device is valid for any DALI luminaire.


**Info**



For more information on the different solutions compatible with this luminaire, consult the following BIDI codes or on the web [www.prilux.es](http://www.prilux.es)

**Info** 

You need DALI drive

**Info** 

Transparent glass with matte central section for an adequate glare control