













Specifications (Series luminaires)



	Voltage (V)	230V
Hz	Frecuency (Hz)	50-60Hz
Φ	Power factor (Cos fi)	>0,3
	Dimming	No
	Bushing type	E14
	IP Tightness index	IP20
K	Colour temperature	4.200K
	CRI Colour rendering index	>80
	Opening angle	200°
	Measures	19x62mm
	Operating temperature	-5°C~+35 °C
Φ_{LUM}	Flux (lm)	192lm
	Lifetime	(L70B50>) 25.000h
	CEE Energy classification	E

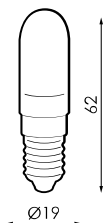


References



	W	ϕ	ϕ_{LUM}	K	\leftrightarrow
387170	1,5W	>0,3	192lm	4.200K	19x62mm

Dimensions



Photometry

