






















Specifications (Series luminaires)

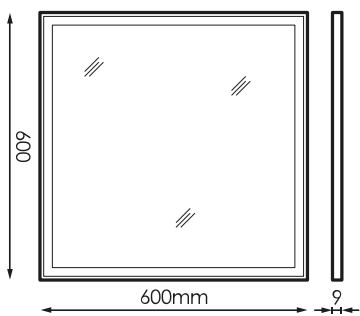
	Electrical isolation	CII
	Voltage (V)	230V
	Frecuency (Hz)	50-60Hz
	Dimming	No
	IP Tightness index	IP20
	IP installed Sealing rating	40
	Body color	White
	Diffuser Material	PMMA-O
	Body	FE
	Colour temperature	6500k
	CRI Colour rendering index	≥80
	Opening angle	120°
	Measures	600x600x7,5mm
	Mounting position	Empotrado Techo
	Operating temperature	-5 +35
	Flux (lm)	4059lm
	Lifetime	L70 >50.000h

References

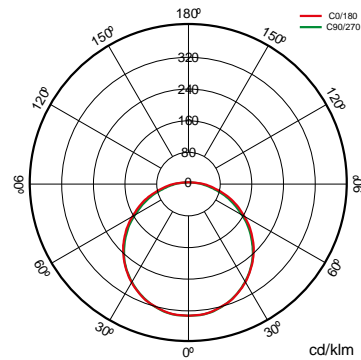


	W_{LED}	W		ϕ_{LED}	ϕ_{LUM}	K		
404488	40W	43W	1000mA	5035lm	4059lm	6500k	575x575	No

Dimensions



Photometry



On request



Emergency kit 1h



Dali

Bluetooth

Accessories



964562

FRAME WH
RECESSED PLASTER
SILENT LED 60X60CM



164092

WH SURFACE
DRAWER SILENT
LED 60X60CM



397391

RECESSED CEILING
FRAME HIDDEN
PROFILE SILENT I
60X60



Solutions

S



CTE Pack

description



Regulation for the contribution of natural light to comply with the requirements of the CTE. Independent control of two lines of dimmable DALI luminaires with sensor to install in a luminaire or surface box. Preconfigured for easy operation.



CLASSROOMS Pack

description



Regulation by contribution of natural light and stand alone presence. Lighting control system to meet CTE requirements and optimize energy use by taking advantage of natural light and automatic shutdown in case of absence.

Info



For more information on the different solutions compatible with this luminaire, consult the following BIDI codes or on the web www.prilux.es