


















## Specifications (Series luminaires)

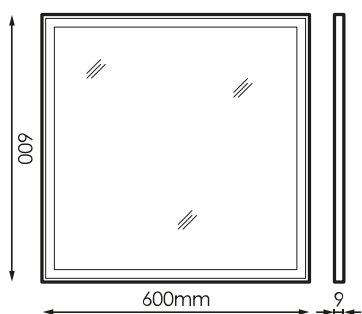
	<b>Electrical isolation</b>	CII
	<b>Voltage (V)</b>	230V
<b>Hz</b>	<b>Frecuency (Hz)</b>	50/60Hz
	<b>Power factor (Cos fi)</b>	≥0,9
	<b>Dimming</b>	No
	<b>IP Tightness index</b>	IP20
	<b>IP installed Sealing rating</b>	IP40
	<b>Body color</b>	White
	<b>Diffuser Material</b>	PMMA
	<b>Body</b>	FE
<b>K</b>	<b>Colour temperature</b>	3000K
	<b>CRI Colour rendering index</b>	>80
	<b>Opening angle</b>	120°
	<b>Measures</b>	595x595x90mm
	<b>Mounting position</b>	Recessed Ceiling
	<b>Cut dimensions</b>	575 x 575
	<b>Operating temperature</b>	-5°C ~ +35°C
	<b>Flux (lm)</b>	3,664lm
	<b>Lifetime</b>	(L70B50>)50.000h

## References

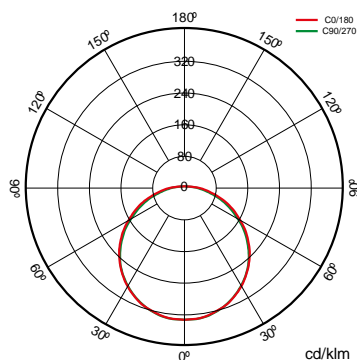


	$W_{LED}$	$W$		$\phi$	$\phi_{LED}$	$\phi_{LUM}$	$K$		
<b>404693</b>	40W	43W	1000mA	$\geq 0,9$	4583lm	3664lm	3000K	575 x 575	No

## Dimensions



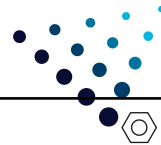
## Photometry



## Info



Necesita driver DALI



**964562**

FRAME WH  
RECESSED PLASTER  
SILENT LED 60X60CM



**164092**

WH SURFACE  
DRAWER SILENT  
LED 60X60CM



**207621**

STEEL CABLE  
SUSPENSION 1M  
HF11ED6EXP 1UN



**397391**

RECESSED CEILING  
FRAME HIDDEN  
PROFILE SILENT I

## Solutions

S



### CLASSROOMS Pack

#### description



Regulation by contribution of natural light and stand alone presence. Lighting control system to meet CTE requirements and optimize energy use by taking advantage of natural light and automatic shutdown in case of absence.

#### Info



For more information on the different solutions compatible with this luminaire, consult the following BIDI codes or on the web [www.prilux.es](http://www.prilux.es)