














Specifications (Series luminaires)

	Electrical isolation	CII
	Voltage (V)	220-240V
Hz	Frecuency (Hz)	50-60Hz
	Power factor (Cos fi)	>0,5
	Dimming	No

	IP Tightness index	IP54
	Diffuser Material	PC-O
	Body	ABS







K	Colour temperature	4.000K
	CRI Colour rendering index	>80
	Opening angle	120°

	Measures	Ø170x57mm
	Mounting position	Superficie

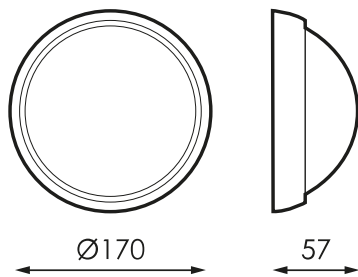
	Flux (lm)	603lm
---	------------------	-------

	Lifetime	(L70B50>) 25.000h
---	-----------------	-------------------

References 

		W	ϕ_{LUM}	K				
468510	S	8W	603lm	4.000K	>80	(L70B50>) 25.000h	120°	Ø170x57mm

Dimensions 



Photometry 