













Specifications (Series luminaires)

	Electrical isolation	CII
	Voltage (V)	220-240V
Hz	Frecuency (Hz)	50-60Hz
	Power factor (Cos fi)	>0,5
	Dimming	No

	IP Tightness index	IP54
	Diffuser Material	PC-O
	Body	ABS

K	Colour temperature	3.000K
	CRI Colour rendering index	>80
	Opening angle	120°

	Measures	Ø260x84mm
	Mounting position	Superficie

	Flux (lm)	1.087lm
-------------------------------------------------------------------------------------	------------------	---------

	Lifetime	(L70B50>) 25.000h
-------------------------------------------------------------------------------------	-----------------	-------------------

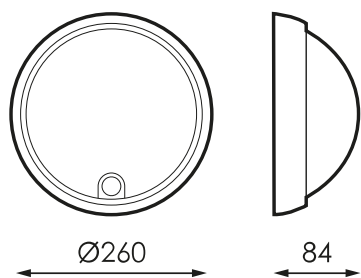


References



		W	ϕ_{LUM}	K				
468725	L	15W	1.087lm	3.000K	>80	(L70B50>) 25.000h	120°	Ø260x84mm

Dimensions



Photometry

